

The Vlasov Bivector: A Parameter-Free Approach to Vlasov Kinematics

Finlay Gunneberg^{1,2,*}, Jonathan Gratus^{1,2,†}, and Harvey Stanfield^{3,‡}

January 28, 2025

¹ Department of Physics, Lancaster University, Lancaster, LA1 4YB, UK

² The Cockcroft Institute, Daresbury Labs, Keckwick Ln, Daresbury, WA4 4AD, UK

³ Department of Physics & Astronomy, Manchester University, Manchester, M13 9PL, UK
Emails and ORCIDs

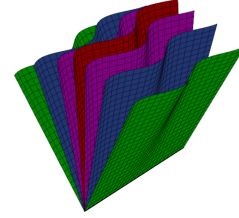


Figure 1: The Vlasov Bivector integrates to form leaves, like the leaves of a book. The density of the leaves also represent the particle distribution.

Abstract

Plasma kinetics, for both flat and curved spacetime, is conventionally performed on the mass shell, a 7–dimensional time–phase space with a Vlasov vector field, also known as the Liouville vector field. The choice of this time–phase space encodes the parameterisation of the underlying 2nd order ordinary differential equations. By replacing the Vlasov vector on time–phase space with a bivector on an 8–dimensional sub–bundle of the tangent bundle, we create a parameterisation free version of Vlasov theory. This has a number of advantages, which include working for lightlike and ultra–relativistic particles, non metric connections, and metric–free and premetric theories. It also works for theories where no time–phase space can exist for topological topological reasons. An example of this is when we wish to consider all geodesics, including spacelike geodesics.

We extend the particle density function to a 6–form on the subbundle of the tangent space, and define the transport equations, which correspond to the Vlasov equation. We then show how to define the corresponding 3–current on spacetime. We discuss the stress–energy tensor needed for the Einstein–Vlasov system.

This theory can be generalised to create parameterisation invariant Vlasov theories for many 2nd order theories, on arbitrary manifolds. The relationship to sprays and

semi–sprays is given and examples from Finsler geometry are also given.

1 Introduction

In Vlasov and Boltzmann theories of kinematics, one is interested in the dynamics of a scalar field over a time–phase space which represents a particle density. The fields are typically functions of time, 3 positional coordinates, and 3 velocity or momentum coordinates. The dynamic equations are written in terms of a first order operator on this scalar field. In the case of the Vlasov equation, the action of the operator on the scalar field is zero, whereas in the case of the Boltzmann equation, the right hand side is nonzero to account of collisions. This 7–dimensional time–phase space, which we call the *kinematic domain*, is a subspace of the 8–dimensional tangent bundle. It corresponds to the chosen parameterisation one uses for the underlying geodesics of the chosen Lorentz force equation. Sometimes there is a natural choice for this 7–dimensional space, such as the mass shell (see [1]). In other cases it has to be chosen; for example, in the case of null geodesics. Furthermore, there are even cases where it is not even possible to construct a kinematic domain; for example, in the case when we consider all geodesics, including spacelike geodesics.

In this article we investigate an alternative approach which does not require a choice of kinematic domain. We work on an 8–dimensional conic bundle which is subset

*email: f.gunneberg1@lancaster.ac.uk
ORCID: <https://orcid.org/0009-0009-1225-6912>

†email: j.gratus@lancaster.ac.uk
ORCID: <https://orcid.org/0000-0003-1597-6084>

‡email: harvey.stanfield@postgrad.manchester.ac.uk
ORCID: <https://orcid.org/0000-0001-7197-3983>

of the tangent bundle, and we replace the Vlasov vector, with the Vlasov bivector. This correspond to not choosing a parameterisation for the underlying ordinary differential equations (ODEs) of the system. The integral 2–dimensional surfaces of this bivector are depicted in figure 1. There are many advantages to doing this which we discuss in the following subsection.

Although we concentrate on the geodesic and Lorentz force equations and the corresponding Vlasov fields, this approach can be applied to the kinematics for any 2nd order ODEs, on any arbitrary dimensional base manifold.

In this article we first summarize the standard kinematic domain approach, and make the link with sprays and semi-sprays. We then define the Vlasov bivector and particle density 6–form, and give the equations of motion for the latter. We show how to go between the approaches, when the kinematic domain approach exists. We also show how to calculate the current 3–form the stress-energy tensor needed for the Einstein-Vlasov system.

In this article, we use sprays and Finsler geometry as examples to put this work in context. However, for the reader unfamiliar with these concepts, all statements about sprays, semi-sprays and Finsler geometry may be safely ignored. Details linking our work and sprays is given in section A.1.

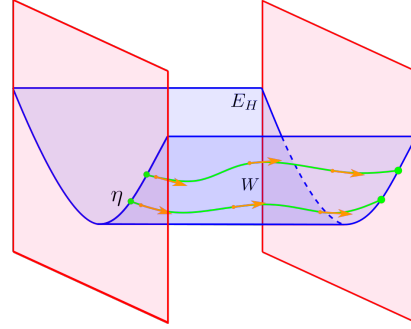
1.1 The Standard Vlasov Approach

When performing Vlasov kinematics, a 7–dimensional time-phase space E is chosen upon which to construct the particle density scalar field f_E . We will refer to E as the kinematic domain, and it is a bundle over the spacetime manifold M . The first order differential equation can be represented by the action of a vector field called the Vlasov vector field $W_E \in \Gamma TE$,

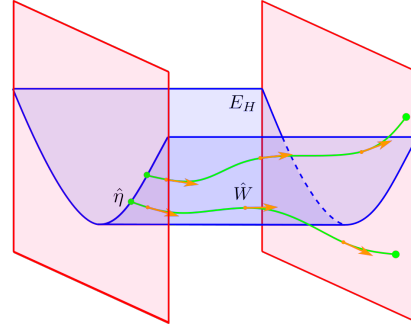
$$W_E \langle f_E \rangle = 0, \quad (1)$$

where the angled brackets $\langle \bullet \rangle$ indicate the action of a vector field on a scalar field. In this article we frequently use the Vlasov field as an example, both for charged and uncharged particles.

We refer to W_E as the Vlasov vector field, or simply the Vlasov field. It is also referred to as the Liouville vector field in some literature. Throughout this paper/article we use the language of differential geometry on the tangent bundle to describe Vlasov systems. For an overview of this technique see [2]. For an example of the benefits of using geometric techniques for Vlasov and related systems, see [3]. The solutions to the underlying second order ODEs are called trajectories and are the worldlines of the particles. The tangent vectors to the trajectories, that is the velocities of particles, are curves in the kinematic domain, called the prolongation of the trajectories. Prolongations are integral curves of the Vlasov vector field. Although



(a) Prolongations for a metric compatible connection.



(b) Prolongations for a non-metric compatible connection.

Figure 2: Illustration of integral curves, i.e the prolongations, in the mass shell for the case of a Vlasov field built from a force equation with a metric compatible connection (fig. 2a) and a non metric compatible connection (fig. 2b). The mass shell is represented by the blue sheet, integral curves η , $\hat{\eta}$ of the Vlasov fields W , \hat{W} are given by the green lines. The Vlasov fields themselves are depicted by the orange arrows. The green curves show are initially on the unit hyperboloid but do not remain on it for the case where the Vlasov field is built from a non metric compatible connection.

we primarily refer to the Vlasov field throughout this paper, these ideas can be applied to any kinematic theory in which the trajectories are governed by second order ODEs.

The kinematic domain $E \subset TM$ is a sub-bundle of the tangent bundle over the base manifold M and there are many choices for this sub-bundle. For example, if M has a spacetime metric, g (with signature $(-, +, +, +)$), then one choice is to use the unit mass shell E_H , also known as the upper unit hyperboloid:

$$E_H = \{\underline{v} \in TM : g(\underline{v}, \underline{v}) = -1, \underline{v} \text{ is future pointing}\}. \quad (2)$$

This corresponds to proper-time parameterisation and is the natural choice for the relativistic Vlasov-Maxwell system and the Einstein Vlasov system [1]. When performing plasma kinematics with the Vlasov-Maxwell system, we typically formulate the Lorentz force equation in terms of a metric compatible connection. One disadvantage of

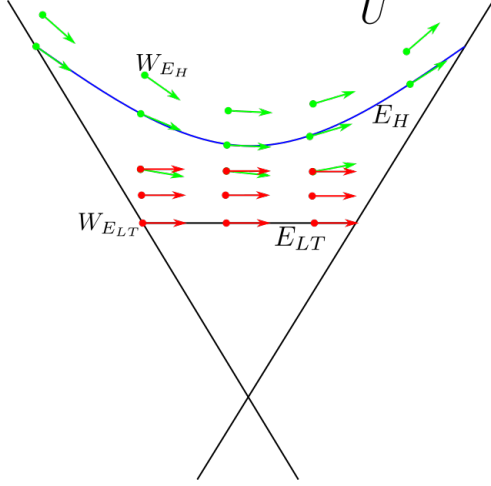


Figure 3: The 7-dimensional kinematic domains E_H and E_t are given by slices of the 8-dimensional conic bundle U . The unit hyperboloid E_H is given by the dark blue hyperbola and a lab time bundle E_t by the horizontal black line. The vector fields W_{E_H} and W_{E_t} (green and red arrows respectively) are tangent to their respective kinematic domains.

the upper unit hyperboloid is that prolongations of trajectories for a non-metric compatible connection will not, in general, remain on the mass shell (see lemma A.6 for an example). This is visualised in fig. 2.

Another choice of kinematic domain is the lab time bundle. This is characterised by a lab time scalar field $t \in \Gamma\Lambda^0 M$, where $\underline{v}\langle t \rangle > 0$ if \underline{v} is future pointing, and is defined by

$$E_t = \{\underline{v} \in TM : \underline{v}\langle t \rangle = 1 \text{ and } \underline{v} \text{ is timelike}\}. \quad (3)$$

Working on this bundle adds an additional term to the Vlasov equation relative to the Vlasov field on E_H . Unlike the unit hyperboloid it does not require a metric compatible connection. It is also useful when other quantities are defined with reference to a global time (see e.g. [4]). The disadvantage of this approach is that one has to choose a lab time coordinate and there may be complicated transformations from one lab time coordinate to another. An illustration of kinematic domains as ‘‘slices’’ of a conic bundle is given in fig. 3.

Given two kinematic domains, say E and \hat{E} , it is possible to transform the Vlasov field $W_E \in \Gamma TE$ to another Vlasov field $W_{\hat{E}} \in \Gamma T\hat{E}$ in such a way that the trajectories in the base space are unaffected. This transformation corresponds to a reparameterisation of the trajectories associated with the Vlasov field. For example, the geodesic equation on the unit hyperboloid E_H becomes the pre-geodesic equation on the lab time bundle E_t , and by analogy the Lorentz force equation becomes the pre-

Lorentz force equation. This extra force term, which is always proportional to the velocity, gives rise to an extra term in the Vlasov field.

1.2 The Advantages of the Parameter Free Approach

The primary goal of this work is to present the formalism of the Vlasov field and the corresponding Vlasov equation, in a way which does not require choosing a kinematic domain, or equivalently, a parameterisation. It is a considerable abstraction to pass from the 7-dimensional kinematic formalism to the 8-dimensional formalism, and several new concepts must be defined, such as the Vlasov bivector and the particle density form. We identify here a number of reasons why this new formalism is justified.

In this formalism we work on the conic bundle $U \subset TM$, which is a bundle over M and has the same dimension as TM . This is a subset of the slit tangent bundle $\check{T}M = TM \setminus \{0\}$, which is the subset of TM which excludes the zero vectors. It has the conic properties, namely if $\underline{u} \in U$ then for any $\lambda \neq 0$ we have $\lambda \underline{u} \in U$. Thus is the set of all possible velocities, which allows for rescaling. We say that U is time orientable if it the disjoint union $U = U^+ \cup U^-$ where U^+ are future pointing.

There are multiple advantages to this approach:

- It removes the arbitrariness of the kinematic domain and the need for additional terms. Thus this approach is fundamentally free of the choice of parameterisation.
- It works when modelling lightlike particles where the kinematic domain is 6-dimensional, and hence one cannot use the hyperboloid bundle, E_H . One could use a lab time bundle $E = \{\underline{v} \in TM : \underline{v}\langle t \rangle = 1 \text{ and } g(\underline{v}, \underline{v}) = 0\}$. In the case of Minkowski space-time, with t given by the usual Minkowski coordinate, the prolongations of lightlike geodesics remain on E . However, in general where there is gravity or where we use an arbitrary time scalar field, this is not the case, and the prolongations of lightlike geodesics will not remain on E . See appendix lemma A.7 for an example of this. Thus one has two choices, either to use our approach given here or to use the pre-geodesic equation.
- In particle accelerators charged particles travel at speeds very close to the speed of light and one can use an ultra-relativistic approximation. Although massless particles are not affected by an electromagnetic fields, ultra-relativistic particles do respond in the limit where the electromagnetic field becomes infinite. In [5], the authors consider the ultra-relativistic approximation for a charged fluid. The approach

given here will enable the ultra-relativist approximation for a kinetic description of charged particles.

- As seen in fig. 2, the prolongations of solutions to the Lorentz force equation do not, in general, remain on E_H if the connection is not metric compatible. An example is given in the appendix. By contrast, our approach works with force equations constructed from any connection, and more general models of acceleration [6, 7].
- There exist cases where there cannot exist a kinematic domain for topological reasons. For example, suppose we wish to consider all solutions to the autoparallel equation. In spacetime this corresponds to all timelike, lightlike and spacelike geodesics simultaneously. In this case $U = TM$. Thus we would have to pick an initial velocity for each direction in order to construct the phase space E upon which we define our Vlasov field. Each fibre E_p would then be topologically equivalent to the quotient set $T_p M / \sim$ where $\underline{v} \sim \lambda \underline{v}$ for $\lambda \neq 0$. This set is the real projective $(n-1)$ -space $\mathbb{R}P^{n-1}$ in the case where M is a n -dimensional spacetime manifold. However $\mathbb{R}P^{n-1}$ cannot be embedded into $T_p M$, for $n > 1$, and hence no kinematic domain E exists. By contrast our formalism remains valid in this case.
- Since kinematic domains consist only of future time pointing vectors, the existence of E assumes that the system we are considering be time orientable. This is the case for the timelike vectors, but fails when considering all vectors. By contrast our approach works even if U is not time orientable, such as when $U = TM$.
- Sometimes it is necessary to work in a particular kinematic domain for practical reasons, such as when performing numerical simulations of astrophysical plasmas [4, 8]. As stated above there are choices of kinematic domains, for example E_H and E_r , and it may be necessary to transform the Vlasov equation between them. One can construct this transformation by considering the underlying ODEs, rescaling them, and then reconstructing the new corresponding Vlasov equation. The advantage of starting with the parameterisation free approach, is that it gives the formula for this transformation directly. This can be visualised in fig. 3. This is analogous to the advantages of working in coordinate-free notation. If one is subsequently given a coordinate system, one can easily calculate the corresponding coordinate quantities from the coordinate-free quantities. Also, given two coordinate systems, the transformation of these coordinate-quantities is also derived from the coordi-

nate free definitions. Likewise the formula for passing from one kinematic domain to another falls out of our kinematic domain free definition of the Vlasov field.

- In the case of E_H the kinematic domain is defined using the metric. Our approach works even when the manifold does not possess a metric. For example for the autoparallel equations, one can construct the Vlasov equations with just a connection and no metric. Thus it is compatible with pre-metric formalisms of dynamics (see [9–11]). For electrodynamics, without a metric, one would need to consider a force tensor, analogous to the electromagnetic field, but which mapped vectors to vectors.
- This formalism can be generalised to Finsler spacetimes [12]. Furthermore, our formalism is not intrinsically dependant on any geometric objects beyond a base manifold. By casting objects from Finsler geometry based kinematic theories (e.g. [13]), the dependence of these objects upon the Finsler metric can be better highlighted in a way analogous to pre-metric electromagnetism.
- The clock hypothesis is defined using the metric. Particles which decay must have a notions of time. However for stable particles, one can argue that the description of the particles motion should not be defined in terms of proper time which does not effect the particles. Our approach may be useful for treatments which do not impose the clock hypothesis, e.g. Mashoon electrodynamics [14–17].
- Finally, there is a philosophical argument. There is vague distinction between the kinematics and the dynamics of a system. In the case of particle dynamics, the kinematics simply state that we are interested in curves that satisfy some unspecified ODE, whereas the dynamics prescribe the ODE. It is the dynamics that require the connection and, maybe a metric. By contrast in standard Vlasov on E_H , the kinematics are defined on the kinematic domain that requires a metric. Thus the metric is introduced at the kinematic stage rather than the dynamics stage.

1.3 The Vlasov Bivector and the Transport equations

The primary object of interest in this paper is the Vlasov bivector, Ψ . The Vlasov bivector is constructed on the conic bundle U as oppose to a given kinematic domain. Informally we may consider these to be the generalisation of a Vlasov field W_E on E to a geometric object on U . Although we use the language of bivectors here, one can use

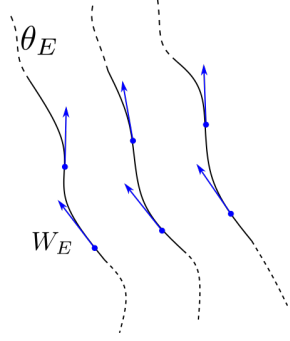


Figure 4: Diagram of the transport equations on a $(2n-1)$ -dimensional kinetic domain E using form submanifolds. The details of submanifolds are described in [18]. The form manifolds of $\theta_E \in \Gamma\Lambda^{2n-2}E$ (black lines) do not terminate ($d\theta = 0$) and are tangent to the vector field $W_E \in \Gamma TE$, represented by blue arrows ($i_{W_E}\theta_E = 0$).

the equivalent language of foliations to describe a Vlasov bivector. Each Ψ is constructed in such a way that the 2-dimensional leaves, fig. 1 and fig. 5 that compose their foliation intersect any given kinematic domain E to produce 1-dimensional curves, fig. 6. These curves are exactly the integral curves of a Vlasov field associated with Ψ which is tangent to E .

Vlasov bivectors also have the added benefit that they account for all projectively related Vlasov fields. Consequently, the Vlasov bivector accounts for all parameterisations in tandem without explicit reference to any of them. Furthermore, the equation for transforming Vlasov fields between kinematic domains can be easily derived from the Vlasov bivector, hence the choice to describe our formalism in terms of bivectors instead of foliations. Vlasov bivectors are the main topic of discussion in section 3.

In general it is not informative to attempt to extend the particle density function f_E to U . Instead, we first replace f_E with the particle density 6-form θ_E . This is depicted in fig. 4. This 6-form has two conditions, equivalent to eq. (1) which together we call the *transport equations*. The first is that it is closed, $d\theta_E = 0$ which corresponds to the lines not terminating (i.e. particles being created or lost). The second is that it is tangent to the Vlasov field $i_{W_E}\theta_E = 0$. Furthermore, the transport equations apply to a more general set of theories than simply the Vlasov equation. The transport equations are discussed in section 2.5.

The geometric notion of the transport equations can be more easily translated into our formalism. In our case, the particle density form on E θ_E is replaced with the particle density form $\theta \in \Gamma\Lambda^{2n-2}U$. This $(2n-2)$ -form on a $2n$ -dimensional manifold is also depicted in figure fig. 1, using the idea of form-submanifolds described in [18]. The closure of θ corresponds to the fact that the form-submanifolds do not have boundaries in U , they are also

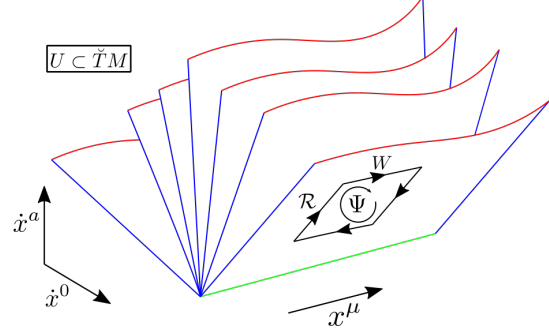


Figure 5: Sketch of an integrable Vlasov bivector Ψ . Here, a possible form for Ψ is $\Psi = \mathcal{R} \wedge W$. Notice that since Ψ is integrable, the bivectors ‘knit-together’ to form the leaves of a foliation. The ambient space is $U \subset \check{T}M$. The green line is to indicate the absence of 0-vectors in our space. The density of the leaves corresponds to the velocity density of our one particle distributions function with higher density towards the middle and lower density towards the sides. Viewing this diagram as the particle density form θ , then the observation that the leaves are tangent to Ψ and that they have no boundary, is equivalent to the transport equations given in eq. (83).

tangent to W . The regions of higher particle density correspond to the leaves being denser. In section 4.1 the transport equations are generalised to U in terms of the Vlasov bivector and the particle density form on U . These transport equations on U can be reduced to transport equations on any given E provided suitable conditions are satisfied.

Having established the Vlasov bivector, W , and the particle density form θ_E , we show how to relate them to the corresponding Vlasov vector W_E and density form θ_E . Of course this is only possible if we are dealing with a time orientable system. We say that the conic bundle is time orientable if we can write U in terms of a disjoint union of future pointing and past pointing vectors, discussed in section section 1.6. When U is time orientable, we show how to translate between W and W_E , and between θ and θ_E .

1.4 Signposting

The remainder of section 1 is devoted to the notation and conventions used throughout this paper. In section 2 we begin by introducing the kinematic domain and its properties in section 2.1: a generalisation of the mass shell and lab time bundles upon which we can perform plasma kinematics. In this subsection we also introduce the Vlasov field W on the conic bundle U and explore its relationship with the Vlasov field W_E on kinematic domains. A useful tool for describing a kinematic domain is a kinematic indicator, these are introduced and discussed in sec-

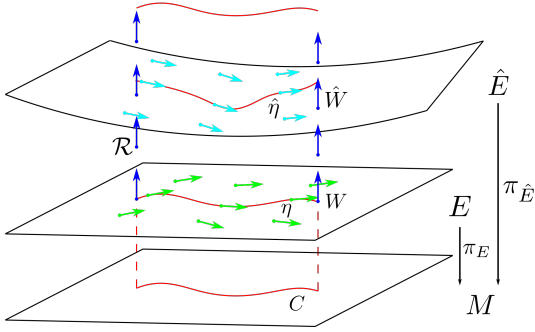


Figure 6: Given a two dimensional manifold M and two different kinematic domains E and \hat{E} , we can observe the relationship between two Vlasov fields W and \hat{W} related by theorem 2.18. The Vlasov field W (resp. \hat{W}), depicted by green (light blue) arrows, are tangent to E (\hat{E}) and generate integral curves η ($\hat{\eta}$), depicted by red lines. Both integral curves project down into the same curve on M , denoted C , also a red line. The radial vector field \mathcal{R} is denoted by dark blue arrows. This diagram can be identified with fig. 3.

tion 2.2. Integral curves of Vlasov fields are discussed in section 2.3. We also discuss the conditions for which two different Vlasov fields correspond to the same trajectories. In section 2.4 we discuss how to transform Vlasov fields between kinematic domains in such a way that the trajectories of particles are preserved. In section 2.5 we introduce the transport equations, a geometric method of interpreting the Vlasov equation on E . We also discuss some advantages of this approach.

In section 3 we introduce the Vlasov bivector Ψ . First, the necessary properties to define Vlasov bivectors are discussed in section 3.1 and section 3.2. Vlasov bivectors themselves, their benefits and geometric interpretation are given in section 3.3. We also illustrate the correspondence between bivectors and foliations here.

Section 4 deals with the particle density form on U and its applications. The transport equations are generalised to the conic bundle using the Vlasov bivector in section 4.1. We also discuss the geometric interpretation of these new transport equations here. In section 4.2, we explore the conditions necessary to define a particle density form on U given a particle density form on a kinematic domain E and vice versa. We then apply the particle density on U to define a current $(n-1)$ -form on M in section 4.3. We also show that this current form is the same as the current form typically defined on E . In section section 4.4 we define the stress-energy 3-forms. We see that unlike the case of the current, these depend on choice of kinematic domain E . We conclude in section 5.

1.5 Notation and Conventions for general manifolds

Throughout this paper Greek indices will run from 0 to $n-1$ ($\mu, \nu = 0, 1, 2, \dots, n-1$) and Latin indices will run from 1 to $n-1$ ($a, b = 1, 2, \dots, n-1$), unless specified otherwise. We will use M to denote a connected n -dimensional manifold and TM to denote the tangent bundle over M (all manifolds are assumed to be smooth). Points in M will generally be denote $p, q \in M$. Vectors on M which are points in U will be denoted $\underline{u} \in U$. The space of vector fields over an arbitrary smooth manifold N of dimension ℓ is denoted ΓTN and its elements are denoted $X, Y \in \Gamma TN$. Maps between abstract manifolds are denoted $\Theta : N \rightarrow P$. The space of scalar fields is denoted $\Gamma \Lambda^0 N$ and we denote its elements $f, g, h, F, G, H \in \Gamma \Lambda^0 N$ depending on context. The space of r -forms is given by $\Gamma \Lambda^r N$ and we denote its elements by $\alpha, \beta \in \Gamma \Lambda^r N$. Although we consider both vectors at points and vector fields, we only consider r -form fields. Hence when referring to r -forms, the word field is implicit. A field evaluated at a point will be denoted by $u|_p$ and the action of a vector field on a scalar field $u \langle h \rangle$. A table of the generic as specific symbols is given in table 1.

The internal contraction of an r -form α by a vector field X is given by $i_X \alpha$ (or $\alpha : X$ for the special case when α is a 1-form), and the Lie derivative of α along X is denoted by $L_X \alpha$. Contraction by coordinate partial derivatives are denoted $i_\mu^{(x)} = i_{\partial_\mu^{(x)}}$ etc. A similar convention is used for Lie derivatives along a coordinate vector field where we denote $L_{\partial_\mu^{(x)}} = L_\mu^{(x)}$ etc.

Definition 1.1 (Pullback and Pushforward). Given a map between manifolds $\Theta : N \rightarrow P$, then the *pushforward* of a vector at a point $\underline{v} \in T_p N$ is given by

$$(\Theta_* \underline{v}) \langle h \rangle = \underline{v} \langle h \circ \Theta \rangle. \quad (4)$$

The *pullback* of a scalar field $h \in \Gamma \Lambda^0 P$ is given by

$$\Theta^* h = (h \circ \Theta). \quad (5)$$

We may also pullback for forms of arbitrary degree r according to the following rules:

$$\Theta^*(dh) = d(\Theta^* h), \quad (6)$$

$$\Theta^*(\alpha \wedge \beta) = \Theta^* \alpha \wedge \Theta^* \beta, \quad (7)$$

for $h \in \Gamma \Lambda^0 N$, $\alpha \in \Gamma \Lambda^1 N$, $\beta \in \Gamma \Lambda^{r-1} N$. The pullback and pushforward satisfy the compatibility property:

$$\alpha : \Theta_* \underline{v} = \Theta^* \alpha : \underline{v}, \quad (8)$$

for any 1-form $\alpha \in \Gamma \Lambda^1 N$ and point vector $\underline{v} \in T_p N$. Observe that we pushforward vectors at points, while we pull back r -forms.

Object Type	Set of Objects	Generic	Specific
Manifolds	N.A.	N, P, K	M, E, U
Scalar Fields	$\Gamma\Lambda^0 N$	h, k	f, F, g
Vector Fields	ΓTN	X, Y, Z, V	W
p -forms	$\Gamma\Lambda^p N$	$\alpha, \beta, \gamma, \omega$	$\theta, \theta_E, \chi, \mathcal{J}, \mathcal{J}_E$
Bivectors	$\Gamma\mathcal{B}^2(N)$	Φ	Ψ

Table 1: Table of symbols use throughout. The objects in the column marked specific are reserved for specific objects e.g. $W \in \Gamma TU$ is reserved for the Vlasov field, θ is used for the particle density form etc.

Definition 1.2 (Tangential Vector Fields). Given an embedding $\Theta: K \hookrightarrow N$, a vector field $X \in \Gamma TN$ is *tangent* to the submanifold K if, there exists a vector field $Y \in \Gamma TK$ such that

$$\Theta_*(Y|_p) = X|_{\Theta(p)}, \quad \forall p \in K. \quad (9)$$

Note that if Y exists then it is unique. In this case, we say that $Y \in \Gamma TK$ is induced by X . Given an r -form $\alpha \in \Gamma\Lambda^r N$ then

$$\Theta^*(i_X \alpha) = i_Y(\Theta^* \alpha). \quad (10)$$

Definition 1.3 (Scalar Lift). Given a scalar field $h \in \Gamma\Lambda^0 N$, the scalar lift defines a *scalar field* $\hat{h} \in \Gamma\Lambda^0 TN$ given by

$$\hat{h}|_{\underline{u}} = \underline{u}\langle h \rangle. \quad (11)$$

Given a coordinate system (x^0, \dots, x^{n-1}) for the patch $K \subset N$, then this induces a coordinate system $(\bar{x}^0, \dots, \bar{x}^{n-1}, \dot{x}^0, \dots, \dot{x}^{n-1})$ for $\pi^{-1}(K) \subset TN$, where $\bar{x}^\mu = \pi^* x^\mu$ and \dot{x}^μ is the scalar lift. In this coordinate system an arbitrary vector field $X \in \Gamma TN$ can be written

$$X = \bar{X}^\mu \frac{\partial}{\partial \bar{x}^\mu} + \hat{X}^\mu \frac{\partial}{\partial \dot{x}^\mu} \quad \text{where} \quad (12)$$

$$\bar{X}^\mu = X\langle \bar{x}^\mu \rangle \quad \text{and} \quad \hat{X}^\mu = X\langle \dot{x}^\mu \rangle$$

Every vector field over TN can be defined using eq. (12) and consequently can be defined entirely by its action on scalar fields of type $\pi^* h$ and \hat{h} for all $h \in \Gamma\Lambda^0 N$.

Throughout we will use the shorthand

$$\partial_\mu^{(x)} = \frac{\partial}{\partial x^\mu}, \quad \partial_\mu^{(\bar{x})} = \frac{\partial}{\partial \bar{x}^\mu}, \quad \partial_\mu^{(\dot{x})} = \frac{\partial}{\partial \dot{x}^\mu}. \quad (13)$$

Note that $\partial_\mu^{(x)} \in \Gamma TM$ while $\partial_\mu^{(\bar{x})} \in \Gamma TTM$ and $\partial_\mu^{(\dot{x})} \in \Gamma TTM$. In induced coordinates, the scalar lift of a scalar field $h \in \Gamma\Lambda^0 M$ is given by

$$\hat{h} = \dot{x}^\mu \partial_\mu^{(x)} h. \quad (14)$$

1.6 Notation and Conventions specific for this article

Let M be a spacetime manifold and $\pi: TM \rightarrow M$, the projection from the tangent bundle to the base manifold.

The slit tangent bundle $\check{T}M = TM \setminus \{0\}$ is the subset of TM which excludes the zero vectors.

Definition 1.4 (Conic Sub-Bundle). A *conic sub-bundle* is a subset of the slit tangent bundle $U \subset \check{T}M$, which satisfies the following properties:

1. $\pi(U) = M$
2. If $\underline{u} \in U$ then for any $\lambda \neq 0$ we have $\lambda \underline{u} \in U$.

We also use π to also denote the restriction $\pi: U \rightarrow M$. A formal discussion of conic bundles can be found in [12]. We additionally assume the properties necessary for U to have a smooth sub-bundle structure.

Definition 1.5 (Causal Indicator). We say U is *time orientable* if $U = U^+ \cup U^-$ where $U^+ \cap U^- = \emptyset$ and $\underline{u} \in U^+$ if and only if $-\underline{u} \in U^-$. We call $\underline{u} \in U^+$ *future pointing*. The *causal indicator* is the scalar field $\sigma \in \Gamma\Lambda^0 U$ given by

$$\sigma|_{\underline{u}} = \begin{cases} 1, & \text{if } \underline{u} \in U^+ \\ -1, & \text{if } \underline{u} \in U^- \end{cases} \quad (15)$$

Examples of structures described by conic bundles include the collection of timelike vectors over a spacetime manifold, the light cone, and the causal region of a time orientable manifold. In the case where consider only the timelike conic bundle the corresponding conic bundle has an open sub-bundle structure. In the case where we consider the causally connected regions of spacetime (the former case plus the light cone), the corresponding conic bundle is a sub-bundle with a boundary. However it is not a closed set since it excludes the zero vectors.

As stated in the introduction, an important example of conic bundle which is not time orientable is the entire $U = \check{T}M$, for any manifold of dimension greater than 1. This is because each fibre, $\check{T}_p M$, is connected.

As discussed in the introduction, when dealing with kinematic domains we restrict our attention to time orientable conic bundles. By contrast when dealing with the Vlasov bivector approach we do not have to make this restriction. Thus the bivector approach can be applied to the case when $U = \check{T}M$.

Definition 1.6 (Radial Vector Field). The *radial vector field*, denoted by $\mathcal{R} \in \Gamma TU$, is the unique vector field that satisfies the following condition: for any $h \in \Gamma \Lambda^0 M$, $\underline{u} \in U$ and $\pi : TM \rightarrow M$ we have

$$\mathcal{R}\langle \pi^* h \rangle = 0, \quad \text{and} \quad \mathcal{R}\langle \dot{h} \rangle|_{\underline{u}} = \dot{h}|_{\underline{u}} = \underline{u}\langle h \rangle. \quad (16)$$

In local induced coordinates \mathcal{R} is given by

$$\mathcal{R} = \dot{x}^\mu \partial_\mu^{(\dot{x})}. \quad (17)$$

This can be seen by acting \mathcal{R} on the induced coordinates: $\mathcal{R}\langle \bar{x}^\mu \rangle = 0$, $\mathcal{R}\langle \dot{x}^\mu \rangle = \dot{x}^\mu$. Within the literature, the radial vector field is known by many names, perhaps most common of which is the vertical vector field. We have opted to refer to it as the radial vector field as it exhibits many useful radial properties.

Definition 1.7 (Homogeneity). A scalar field $G \in \Gamma \Lambda^0 U$ is said to be *homogeneous of degree k* (also known as radially homogeneous and fibre-wise homogeneous) if

$$G|_{\lambda \underline{u}} = \lambda^k G|_{\underline{u}} \quad \text{for all} \quad \lambda \in \mathbb{R} \setminus \{0\}. \quad (18)$$

Note that by Euler's theorem of homogeneous functions, a function $G \in \Gamma \Lambda^0 U$ is (fibre-wise) k -homogeneous if and only if it satisfies

$$\mathcal{R}\langle G \rangle = kG. \quad (19)$$

2 Vlasov Systems and Kinematic Domains

2.1 Kinematic Domains and the Vlasov Picture

In order to discuss the Vlasov field we must first establish the space over which it is defined. Conventionally, when we perform kinematics with the Vlasov equation, this is done on a choice of 7-dimensional submanifold $E \subset U$. We call such submanifolds kinematic domains. For this section we assume that U is time orientable in the sense of definition 1.5, and that $E \subset U^+$, that is all points in E are future pointing. As stated in the introduction, this constraint is not needed for the generalisation to Vlasov bivectors, discussed below. We assume that each space-time manifold M (and hence TM) is connected.

Definition 2.1 (Kinematic Domain). A *Kinematic domain* is a $(2n-1)$ -dimensional submanifold $E \subset U^+$ which satisfies the following properties:

1. $\pi_E : E \rightarrow M$ is surjective,
2. E is connected,

3. For any $\underline{u} \in U$ there exists a unique $\underline{v} \in E$ and $\lambda \neq 0$ such that $\underline{u} = \lambda \underline{v}$.

For example, the unit mass shell, or as we refer to it throughout the remainder of this paper, the upper unit hyperboloid, given in eq. (2), is a kinematic domain. We can write this as

$$E_H = \{\underline{u} \in U : F_H = 1 \text{ and } \sigma|_{\underline{u}} = 1\}, \quad (20)$$

where

$$F_H : U \rightarrow \mathbb{R}; \quad \underline{u} \mapsto -g_{\pi(\underline{u})}(\underline{u}, \underline{u}), \quad (21)$$

Another example of a kinematic domain would be the lab time bundle, eq. (3). An example from Finsler geometry¹ is defined in [19], where the Finsler spacetime (M, L, F) admits an observer bundle

$$\mathcal{O} = \bigcup_{p \in M} \mathcal{S}_p, \quad (22)$$

where

$$\mathcal{O}_p = \left\{ \begin{array}{l} \underline{u} \in T_p M : L|_{\underline{u}} = \pm 1, \\ g_{\mu\nu}^{(L)}|_{\underline{u}} \text{ has signature } (L, -L, -L, -L) \end{array} \right\}, \quad (23)$$

and \mathcal{S}_p is a non-empty closed connected component of \mathcal{O}_p . Here $g_{\mu\nu}^{(L)}$ is the metric induced by the fundamental function L .

We refer to two types of Vlasov fields throughout this paper: Vlasov fields on kinematic domains (denoted $W_E \in \Gamma TE$ for $E \subset U$), and Vlasov fields in U (denoted $W \in \Gamma TU$).

Definition 2.2 (Vlasov field on E). Given a kinematic domain E , a *Vlasov field on E* then $W_E \in \Gamma TE$, is a Vlasov vector field, if it satisfies the horizontal condition

$$\pi_*(W_E|_{\underline{v}}) = \underline{v}, \quad \text{or equivalently, } W_E\langle \pi^* h \rangle = \dot{h}, \quad (24)$$

for any $\underline{v} \in E$ and $h \in \Gamma \Lambda^0 E$.

Given a particle distribution function $f_E \in \Gamma \Lambda^0 E$, the Vlasov field $W_E \in \Gamma TE$ satisfies eq. (1). The flow of the Vlasov field defines a set of integral curves which trace out the paths of particles through phase space (see section 2.3). The projections of these integral curves into the base space M are the trajectories of the particles described by f_E .

An example of the Vlasov field on E_H is the Lorentz force Vlasov equation. In local coordinates (t, x^a, v^a) on E_H , define v^0 by solving the constraint $g_{\mu\nu} v^\mu v^\nu = -1$ and choosing the root, such that $v^\mu \partial_\mu \in U^+$. In this coordinate system, the Lorentz force Vlasov field is given by

$$W_{E_H} = v^0 \partial_t + v^a \partial_a^{(x)} - \left(\Gamma_{\nu\rho}^\mu v^\nu v^\rho - \frac{q}{m} g^{\mu\nu} F_{\nu\rho} v^\rho \right) \partial_a^{(v)}. \quad (25)$$

¹Recall, examples from Finsler geometry may be ignored for readers unfamiliar with this geometry. For this reason we do not give definitions of standard Finsler objects.

Here $\mathcal{F} \in \Gamma\Lambda^2 M$ is the Faraday 2-form which satisfies the Maxwell equations.

Definition 2.3 (Vlasov Field on U). Denoted $W \in \Gamma TU$, a Vlasov field on U is a vector field with the following defining properties:

1. W is horizontal,

$$\pi_*(W|_{\underline{u}}) = \underline{u}, \text{ or equivalently, } W\langle\pi^*h\rangle = \dot{h}, \quad (26)$$

for any point vector $\underline{u} \in U$ and $h \in \Gamma\Lambda^0 M$;

2. W is radially quadratic,

$$W\langle\dot{h}\rangle|_{\lambda\underline{u}} = \lambda^2 W\langle\dot{h}\rangle|_{\underline{u}}, \quad (27)$$

for any $h \in \Gamma\Lambda^0 M$, $\underline{u} \in U$, and $\lambda \in \mathbb{R}^+$.

From eq. (27) and eq. (19) the radially quadratic property can equivalently be stated as

$$\mathcal{R}\langle W\langle\dot{h}\rangle\rangle = 2W\langle\dot{h}\rangle. \quad (28)$$

Lemma 2.4. Let $W \in \Gamma TU$ be horizontal. Then W is radially quadratic and hence a Vlasov field if and only if

$$[\mathcal{R}, W] = W. \quad (29)$$

Proof. Let W be radially quadratic then for any $f \in \Gamma\Lambda^0 M$, then $W\langle\dot{f}\rangle$ is a 2-homogeneous scalar field. It follows that $\mathcal{R}\langle W\langle\dot{f}\rangle\rangle = 2W\langle\dot{f}\rangle$ by eq. (28). Hence $[\mathcal{R}, W]\langle\dot{f}\rangle = \mathcal{R}\langle W\langle\dot{f}\rangle\rangle - W\langle\mathcal{R}\langle\dot{f}\rangle\rangle = W\langle\dot{f}\rangle$. From eq. (26), we also have

$$[\mathcal{R}, W]\langle\pi^*f\rangle = \mathcal{R}\langle\dot{f}\rangle = \dot{f} = W\langle\pi^*f\rangle,$$

and hence $[\mathcal{R}, W] = W$.

Suppose that $[\mathcal{R}, W] = W$, then for any $f \in \Gamma\Lambda^0 M$ we have

$$W\langle\dot{f}\rangle = [\mathcal{R}, W]\langle\dot{f}\rangle = \mathcal{R}\langle W\langle\dot{f}\rangle\rangle - W\langle\dot{f}\rangle. \quad (30)$$

Rearranging the above gives $\mathcal{R}\langle W\langle\dot{f}\rangle\rangle = 2W\langle\dot{f}\rangle$. Hence W is radially quadratic. \square

In figure fig. 3 we see two Vlasov fields on U , that represent the same trajectories on M , just with different parameterisations. One is tangent to the unit hyperboloid E_H while the other is tangent to a lab time bundle. In section section 2.4 we see the formula for transforming from one Vlasov field to another in such a way that the particle trajectories are unaffected.

The Vlasov field on U can be written in local coordinates as

$$W = \dot{x}^\mu \partial_\mu^{(x)} + \varphi^\mu \partial_\mu^{(x)}. \quad (31)$$

where φ^μ are 2-homogeneous scalar fields $\varphi^\mu|_{\lambda\underline{u}} = \lambda^2 \varphi^\mu|_{\underline{u}}$.

The Vlasov field W on U can be reduced to a Vlasov field on E provided it is tangent to it.

Definition 2.5 (Extension of a Vlasov Field on E). Given a kinematic domain E with inclusion map $\Sigma_E : E \hookrightarrow U$ and a Vlasov field $W_E \in \Gamma TE$, we call $W \in \Gamma TU$ the extension of W_E if W is tangent to E and W_E is induced by W , as in eq. (9),

$$\Sigma_{E*} (W_E|_{\underline{v}}) = W|_{\Sigma_E(\underline{v})}. \quad (32)$$

Lemma 2.6. Let W be a Vlasov field and G be any k -homogeneous scalar field. Then,

$$W|_{\lambda\underline{u}}\langle G\rangle = \lambda^{k+1} W|_{\underline{u}}\langle G\rangle.$$

Proof. Let G be a k -homogeneous function. First note that

$$\partial_\mu^{(x)} (G|_{\lambda\underline{u}}) = \lambda \left(\partial_\mu^{(x)} G \right) |_{\lambda\underline{u}},$$

by the chain rule. Hence we have

$$\begin{aligned} \left(\partial_\mu^{(x)} G \right) |_{\lambda\underline{u}} &= \lambda^{-1} \partial_\mu^{(x)} (G|_{\lambda\underline{u}}) \\ &= \lambda^{-1} \partial_\mu^{(x)} (\lambda^k G|_{\underline{u}}) \\ &= \lambda^{k-1} \left(\partial_\mu^{(x)} G \right) |_{\underline{u}}. \end{aligned}$$

We also have

$$\left(\partial_\mu^{(x)} G \right) |_{\lambda\underline{u}} = \partial_\mu^{(x)} (\lambda^k G|_{\underline{u}}) = \lambda^k \left(\partial_\mu^{(x)} G \right) |_{\underline{u}}.$$

By expanding the Vlasov field in coordinates we get

$$\begin{aligned} W|_{\lambda\underline{u}}\langle G\rangle &= \left(\dot{x}^\mu \partial_\mu^{(x)} G + \varphi^\mu \partial_\mu^{(x)} G \right) |_{\lambda\underline{u}} \\ &= \lambda\underline{u} \lambda^k \left(\partial_\mu^{(x)} G \right) |_{\underline{u}} \\ &\quad + \lambda^2 \varphi^\mu |_{\underline{u}} \lambda^{k-1} \left(\partial_\mu^{(x)} G \right) |_{\underline{u}} \\ &= \lambda^{k+1} \left(\dot{x}^\mu \partial_\mu^{(x)} G + \varphi^\mu \partial_\mu^{(x)} G \right) |_{\underline{u}} \\ &= \lambda^{k+1} W|_{\underline{u}}\langle G\rangle, \end{aligned}$$

hence the result. \square

It is worth noting at this point that what we call a Vlasov fields on U are referred to as sprays and W_E are referred to as semi-sprays in the literature (see [20] or [21] for an overview of the theory of sprays and semi-sprays). The correspondence between these objects is explored in section A.1.

We now give the example of the Lorentz force equation and the corresponding Vlasov fields adapted to the unit hyperboloid E_H and the lab time E_t . Here U is the conic bundle of timelike vectors. The Vlasov field on U adapted to E_H is given by

$$W = \dot{x}^\mu \partial_\mu^{(x)} + \left(\frac{q}{m} \sigma \sqrt{F_H} g^{\mu\nu} F_{\nu\rho} \dot{x}^\rho - \Gamma_{\nu\rho}^\mu \dot{x}^\nu \dot{x}^\rho \right) \partial_\mu^{(x)}, \quad (33)$$

where F_H is as defined in eq. (21). The inclusion of the factor $\sigma\sqrt{F_H}$ is to ensure the $\partial_\mu^{(\dot{x})}$ term is 2-homogeneous. The parameterisation associated with the trajectories of this Vlasov field is proper time τ . See section 2.3 for an overview of the parameterisation of the integral curves of a Vlasov field. The Vlasov field describing particles subject to the Lorentz force in the lab time bundle W_{E_t} with associated lab time t is given by

$$\begin{aligned} \hat{W} = & \dot{x}^\mu \partial_\mu^{(\dot{x})} + \left(\frac{q}{m} \sigma \sqrt{F_H} g^{\mu\nu} \mathcal{F}_{\nu\rho} \dot{x}^\rho - \Gamma_{\nu\rho}^\mu \dot{x}^\nu \dot{x}^\rho \right) \partial_\mu^{(\dot{x})} \\ & - \left(\frac{q}{m} \sigma \sqrt{F_H} g^{\lambda\nu} \mathcal{F}_{\nu\rho} \dot{x}^\rho \frac{\partial t}{\partial x^\lambda} - \Gamma_{\nu\rho}^\lambda \dot{x}^\nu \dot{x}^\rho \frac{\partial t}{\partial x^\lambda} \right. \\ & \left. + \dot{x}^\nu \dot{x}^\rho \frac{\partial t}{\partial x^\nu \partial x^\rho} \right) \frac{\dot{x}^\mu}{i} \partial_\mu^{(\dot{x})}. \end{aligned} \quad (34)$$

When using a lab time bundle it is often convenient to choose a coordinate system (t, x^1, x^2, x^3) adapted to the lab time t . In this coordinate system eq. (34) becomes

$$\begin{aligned} W_{E_t} = & \dot{x}^\mu \partial_\mu^{(\dot{x})} + \left(\frac{q}{m} \sigma \sqrt{F_H} g^{\mu\nu} \mathcal{F}_{\nu\rho} \dot{x}^\rho - \Gamma_{\nu\rho}^\mu \dot{x}^\nu \dot{x}^\rho \right) \partial_\mu^{(\dot{x})} \\ & - \left(\frac{q}{m} \sigma \sqrt{F_H} g^{0\nu} \mathcal{F}_{\nu\rho} \dot{x}^\rho - \Gamma_{\nu\rho}^0 \dot{x}^\nu \dot{x}^\rho \right) \frac{\dot{x}^\mu}{i} \partial_\mu^{(\dot{x})}, \end{aligned} \quad (35)$$

where $x^0 = t$. We see below in subsection 2.6, that we can demonstrate the transformation between eq. (33) and eq. (34) using the underlying 2nd order ODE. However it is much easier to calculate these transformation after we have defined the kinematic indicator.

2.2 Kinematic Indicators

A kinematic domain can be defined in terms of a scalar field on U , we call a kinematic indicator.

Definition 2.7 (Kinematic Indicator). A *kinematic indicator* for E , is a non-vanishing scalar field $F \in \Gamma\Lambda^0 U$ with non zero integer degree of homogeneity k , $F|_{\lambda\underline{v}} = \lambda^k F|_{\underline{v}}$, such that F is positively valued on U^+ , and E is given by

$$E = \{\underline{u} \in U : F|_{\underline{u}} = a \ \& \ \sigma|_{\underline{u}} = 1\} \quad (36)$$

for some positive number a . Note that if k is odd the inclusion of the $\sigma|_{\underline{u}} = 1$ condition is unnecessary.

For example F_H , given in eq. (21) is a kinematic indicator for E_H , the unit hyperboloid. A second example i , is a kinematic indicator for E_t , the lab time bundle.

Lemma 2.8. *Given an arbitrary kinematic domain E , there exists a unique 1-homogeneous kinematic indicator $F \in \Gamma\Lambda^0 U$ such that $E = \{\underline{u} \in U : F|_{\underline{u}} = 1\}$.*

For each $\underline{u} \in U$ this is given by

$$F|_{\underline{u}} = \lambda \quad \text{where } \underline{u} = \lambda \underline{v} \text{ for a unique } \underline{v} \in E. \quad (37)$$

Proof. For each $\underline{u} \in U$, there exists a unique $\lambda \in \mathbb{R} \setminus \{0\}$ and $\underline{v} \in E$ such that $\underline{u} = \lambda \underline{v}$ by the conic properties of U (definition 1.4). We define then $F|_{\underline{u}} = \lambda$. Since each component of E is connected F is smooth and hence $F \in \Gamma\Lambda^0 U$. To see that F is unique, suppose there is another scalar F' which is 1-homogeneous and is such that such that $E = \{\underline{u} \in U : F|_{\underline{u}} = 1\}$ and pick any $\underline{u} \in U$. Then $F'|_{\underline{u}} = F'|_{\lambda \underline{v}} = \lambda = F|_{\underline{u}}$. \square

Given a kinematic indicator F for a kinematic domain E as defined in lemma 2.8, we may define another scalar for some $k \in \mathbb{Z}$, $k \neq 0$ and $a \in \mathbb{R}^+$

$$\hat{F} = aF^k. \quad (38)$$

Not only is \hat{F} a k -homogeneous kinematic indicator for E such that it is also unique for the chosen k and a .

Lemma 2.9. *Let F be a kinematic indicator for E as given by lemma 2.8 and let \hat{F} be given by eq. (38). \hat{F} is a kinematic indicator for E .*

Proof. Let \hat{E} be a contour of \hat{F} as given by eq. (36). For and $\underline{v} \in E$ notice that $F^k|_{\underline{v}} = 1$ so that $\hat{F}|_{\underline{v}} = aF^k|_{\underline{v}} = a$. Hence $\underline{v} \in E$ implies $\underline{v} \in \hat{E}$. The converse can be proved similarly to show $\underline{v} \in \hat{E}$ implies $\underline{v} \in E$. Hence \hat{F} is a kinematic indicator for E . \square

Lemma 2.10. *Let $a \in \mathbb{R}^+$ and $k \in \mathbb{N}$. If \hat{F} is a k -homogeneous kinematic indicator for E such that eq. (36) is satisfied, then \hat{F} is uniquely given by eq. (38).*

Proof. \hat{F} satisfies the following properties:

$$\begin{aligned} \hat{F}|_{\underline{v}} &= a, \quad \forall \underline{v} \in E \\ \hat{F}|_{\lambda \underline{u}} &= \lambda^k \hat{F}|_{\underline{u}}, \quad \forall \underline{u} \in U \ \& \ \lambda \neq 0, \end{aligned}$$

These two functions can be related by

$$\hat{F}|_{\underline{v}} = a = aF|_{\underline{v}}, \quad \forall \underline{v} \in E$$

$$\frac{(\sigma \hat{F})|_{\lambda \underline{u}}}{\hat{F}|_{\underline{u}}} = \sigma|_{\lambda \underline{u}} \lambda^k = \sigma|_{\lambda \underline{u}} \left(\frac{F|_{\lambda \underline{u}}}{F|_{\underline{u}}} \right)^k, \quad (39)$$

for all $\underline{u} \in U$ and $\lambda \neq 0$.

By the conic property, for any $\underline{u} \in U$ there exists a unique $\underline{v} \in E$ and $\lambda \neq 0$ such that $\underline{u} = \lambda \underline{v}$. By plugging such a \underline{v} into eq. (39) we get

$$\frac{\hat{F}|_{\lambda \underline{v}}}{a} = \left(\frac{F|_{\lambda \underline{v}}}{1} \right)^k \implies \hat{F}|_{\underline{u}} = aF^k|_{\underline{u}}.$$

Hence $\hat{F} = aF^k$. \square

In the case of the upper unit hyperboloid, the kinematic indicator is 2-homogeneous. The equivalent 1-homogeneous kinematic indicator is given by

$$\hat{F}_H|_{\underline{u}} = \sigma|_{\underline{u}}\sqrt{F_H|_{\underline{u}}}, \quad (40)$$

where F_H is as given by eq. (21) and σ is given by definition 1.5.

At this point we may note some similarities with other foliations of the tangent bundle based on Finsler metrics [22]. The function F which defines E can be a Finsler metric, however it is not a necessary condition. The only requirement of F is that it be homogeneous of some degree.

Definition 2.11 (Compatible Vlasov Field). Given a kinematic indicator F , a Vlasov field $W \in \Gamma TU$ is said to be compatible with F if it satisfies $W\langle F \rangle = 0$. The restriction of W to a compatible E is then denoted $W_E \in \Gamma TE$ as given by eq. (32).

Note that by lemma A.5, W is tangent to a kinematic domain E with kinematic indicator F if and only if W is compatible with F .

Lemma 2.12. *Given a kinematic domain E and a Vlasov field $W_E \in \Gamma TE$, there exists a unique Vlasov field $W \in \Gamma TU$ which is an extension of W_E , or equivalently W_E is induced by W .*

Proof. First observe that for any $f \in \Gamma \Lambda^0 M$ and $\underline{v} \in E$,

$$(\hat{f} \circ \Sigma_E)|_{\underline{v}} = \hat{f}|_{\Sigma_E(\underline{v})} = \hat{f}|_{\underline{v}}.$$

It follows that $\hat{f} \circ \Sigma_E = \hat{f}$.

For all $\underline{u} \in U$ and $f \in \Gamma \Lambda^0 M$ define $W \in \Gamma TU$ by

$$\pi^* W|_{\underline{u}} = \underline{u} \text{ and } W|_{\underline{u}}\langle \hat{f} \rangle = \lambda^2 W_E|_{\underline{v}}\langle \hat{f} \rangle,$$

where $\underline{u} = \lambda \underline{v}$ by the conic property for $\underline{v} \in E$ and $\lambda \neq 0$. By construction W is radially quadratic and horizontal so it remains to show that it is unique.

Let W and \hat{W} both induce W_E as defined above and set $X = \hat{W} - W$. Observe that $\pi_* X = 0$ and

$$X|_{\underline{u}}\langle \hat{f} \rangle = \lambda^2 (\hat{W}_E - W_E)|_{\underline{v}}\langle \hat{f} \rangle = 0.$$

Hence it follows that $X = 0$ and W is unique.

To see that W is compatible with E (and hence tangent to it by lemma A.5) consider the following. Without loss of generality we may assume F is 1-homogeneous. By lemma 2.6 we have $W|_{\underline{u}}\langle F \rangle = \lambda^2 W|_{\underline{v}}\langle F \rangle$. It follows that

$$\begin{aligned} W|_{\underline{u}}\langle F \rangle &= \lambda^2 W|_{\underline{v}}\langle F \rangle \\ &= \lambda^2 (\Sigma_{E^*} W_E|_{\underline{v}})\langle F \rangle \\ &= \lambda^2 W_E|_{\underline{v}}\langle F \circ \Sigma_E \rangle \\ &= \lambda^2 W_E|_{\underline{v}}\langle 1 \rangle = 0. \end{aligned}$$

2.3 Trajectories, Prolongations and the Horizontal Condition on U

The notion of integral curves for Vlasov fields on kinematic domains can be extended to integral curves on U . The Vlasov field W on U generates a set of integral curves on U , denoted η . The projections of these curves onto M are exactly the trajectories of the particles and are denoted C . Since we restrict our attention here to integral curves of horizontal vector fields, the terms prolongation and integral curve can be used interchangeably.

Trajectories can be considered in terms of maps from intervals of the real line $I \subset \mathbb{R}$ into the spacetime manifold M :

$$C : I \hookrightarrow M. \quad (41)$$

These trajectories can be parameterised by choosing a parameter, $t \in \Gamma \Lambda^0 I$ with $dt \neq 0$. We then write the parameterised trajectories as $C(t)$.

Definition 2.13 (Prolongations). The *prolongation* of a curve $C : I \hookrightarrow M$ is given by

$$\eta : I \hookrightarrow U, \quad \eta(t_0) = C_*(\partial_t|_{t_0}), \quad \forall t_0 \in I. \quad (42)$$

Lemma 2.14. *$\eta : I \hookrightarrow U$ is the prolongation of some trajectory C if and only if*

$$(\pi \circ \eta)_*(\partial_t) = \eta. \quad (43)$$

Proof. First suppose η is the prolongation of C . Then $C_*(\partial_t|_{t_0}) \in T_{C(t_0)}M$. Hence $\pi(\eta(t_0)) = \pi(C_*(\partial_t|_{t_0})) = C(s)$, i.e. $\pi \circ \eta = C$ and hence $(\pi \circ \eta)_*(\partial_t) = C_*(\partial_t) = \eta$.

Conversely assuming eq. (43), then let $C = \pi \circ \eta$. Thus $C_*(\partial_t) = (\pi \circ \eta)_*(\partial_t) = \eta$. \square

Let $\hat{I} \subset \mathbb{R}$ be coordinated by \hat{t} and let $\hat{C} : \hat{I} \hookrightarrow M$ be an alternative parameterisation of C . I.e. there exists a diffeomorphism $\hat{t} = \hat{t}(t)$ such that

$$\hat{C}(\hat{t}(t)) = C(t). \quad (44)$$

Note that although the two parameterisations define the same curve, there are two different prolongations η and $\hat{\eta}$ do not coincide. Consequently, the tangent vectors along the prolongations (i.e. the acceleration) belong to different spaces: $\eta_*(\partial_t|_{t_0}) \in T_{\eta(t_0)}U$ and $\hat{\eta}_*(\partial_{\hat{t}}|_{\hat{t}_1}) \in T_{\hat{\eta}(\hat{t}_1)}U$ even when $C(t_0) = \hat{C}(\hat{t}_1)$.

Definition 2.15. An integral curve η of W is said to lie along E if

$$\eta(t) \in E, \quad \forall t \in I. \quad (45)$$

This is a necessary condition η to be an integral curve of W_E .

If W_E is induced by W and η is an integral curve of W and η lies along E then η is also an integral curve of W_E . \square

Lemma 2.16. *All integral curves η of a vector field $X \in \Gamma TU$ are prolongations if and only if X is horizontal.*

Proof. Let $\underline{u} \in U$ and let η be an integral curve of X i.e. $X|_{\eta(t_1)} = \eta_* (\partial_t|_{t_1})$ for all $t_1 \in \mathcal{I}$, such that $\eta(t_0) = \underline{u}$ for some $t_0 \in \mathcal{I}$.

Suppose first that η is a prolongation. Then

$$\begin{aligned} \pi_* X|_{\underline{u}} &= \pi_* X|_{\eta(t_0)} = \pi_* \eta_* (\partial_t|_{t_0}) \\ &= (\pi \circ \eta)_* (\partial_t|_{t_0}) = \eta(t_0) = \underline{u}. \end{aligned} \quad (46)$$

Hence X is horizontal.

Suppose now that X is horizontal. We have that $\pi_* X|_{\underline{u}} = \underline{u} = \eta(t_0)$. Then,

$$\eta(t_0) = \pi_* X|_{\eta(t_0)} = \pi_* \eta_* (\partial_t|_{t_0}) = (\pi \circ \eta)_* (\partial_t|_{t_0}). \quad (47)$$

Hence η is a prolongation. \square

The integral curves η of Vlasov fields $W \in \Gamma TU$ correspond to trajectories C in the base space M through the following relation:

$$C = \pi \circ \eta. \quad (48)$$

In local coordinates (x^μ, \dot{x}^μ) let $C^\mu(t_0) = x^\mu|_{C(t_0)}$ then

$$\dot{C}^\mu(t_0) = \left. \frac{dC^\mu}{dt} \right|_{t_0} \quad \text{and} \quad \ddot{C}^\mu(t_0) = \left. \frac{d^2 C^\mu}{dt^2} \right|_{t_0}. \quad (49)$$

These trajectories can be expressed in terms of a parametrised system of second order differential equations in terms of the coefficients of W :

$$\ddot{C}^\mu|_{t_0} = \varphi^\mu|_{\dot{C}(t_0)}, \quad (50)$$

where t is a parameter which corresponds to W . Due to the projection in eq. (48), there is a class of integral curves that produce the same trajectories. The vector fields which produce these curves differ only by a term $k\mathcal{R}$ where $k \in \Gamma \Lambda^0 U$ is a 1-homogeneous function. The converse is also true and a full proof of this statement can be found in [20]. These vector fields are said to be projectively related in the literature (see definition A.2 for a definition). We present here a proof of only the former statement to illustrate this result in our mathematical notation.

Lemma 2.17. *Let $W, \hat{W} \in \Gamma TU$ be Vlasov fields and let $k \in \Gamma \Lambda^0 U$ be a 1-homogeneous scalar field. If W and \hat{W} are related by*

$$\hat{W} = W + k\mathcal{R} \quad (51)$$

then they have the same trajectories up to a parameterisation. That is, if the trajectories C of W are parametrised by t then \hat{W} has the same trajectories C only parametrised by s where

$$\left. \frac{d^2 s}{dt^2} \right|_{t_0} + k|_{\underline{u}} \left. \frac{ds}{dt} \right|_{t_0} = 0, \quad \left. \frac{ds}{dt} \right|_{t_0} > 0, \quad (52)$$

and $\underline{u} = C_*(\partial_t|_{t_0}) \in U$.

Proof. Notice that if W and \hat{W} are related by eq. (51) then in local coordinates we have

$$\hat{\varphi}^\mu = \varphi^\mu + k\dot{x}^\mu,$$

where φ^μ (resp. $\hat{\varphi}^\mu$) are the $\partial_\mu^{(\dot{x})}$ coefficients of W (\hat{W}), see eq. (31). Let the trajectories of W be denoted by $C(t)$. These trajectories satisfy eq. (50). Define a new parameter $s = s(t)$ by eq. (52) and set $s_0 = s(t_0)$.

The trajectory $C(s(t))$ can be shown to satisfy

$$\left. \frac{d^2 C^\mu}{dt^2} \right|_{t_0} = \left. \frac{d^2 s}{dt^2} \right|_{t_0} \left. \frac{dC^\mu}{ds} \right|_{s_0} + \left(\left. \frac{ds}{dt} \right|_{t_0} \right)^2 \left. \frac{d^2 C^\mu}{ds^2} \right|_{s_0}.$$

We therefore have

$$\begin{aligned} \left. \frac{d^2 C^\mu}{ds^2} \right|_{s_0} &= \left(\left. \frac{ds}{dt} \right|_{t_0} \right)^{-2} \left(\left. \frac{d^2 C^\mu}{dt^2} \right|_{t_0} - \frac{d^2 s}{dt^2} \left. \frac{dC^\mu}{ds} \right|_{s_0} \right) \\ &= \left(\left. \frac{ds}{dt} \right|_{t_0} \right)^{-2} \left(\varphi^\mu|_{C_*(\partial_t|_{t_0})} \right. \\ &\quad \left. + k|_{C_*(\partial_t|_{t_0})} \frac{ds}{dt} \left. \frac{dC^\mu}{ds} \right|_{s_0} \right) \\ &= \varphi^\mu|_{C_*(\partial_s|_{s_0})} + k|_{C_*(\partial_s|_{s_0})} \left. \frac{dC^\mu}{ds} \right|_{s_0} \\ &= (\varphi^\mu + k\dot{x}^\mu)|_{C_*(\partial_s|_{s_0})} \\ &= \hat{\varphi}^\mu|_{C_*(\partial_s|_{s_0})}. \end{aligned}$$

The third line is due to the 2-homogeneity of φ^μ and 1-homogeneity of k . Hence $C(s)$ are the trajectories associated with \hat{W} . Hence, both W and \hat{W} have the same trajectories up to a reparameterisation. \square

2.4 Transforming between Kinematic Domains

Suppose we are given a Vlasov field W_E on a kinematic domain E with kinematic indicator F . Using this data we can construct a new Vlasov field \hat{W} which is compatible with a new kinematic domain \hat{E} with kinematic indicator \hat{F} . This defines a new Vlasov field $\hat{W}_{\hat{E}}$ on \hat{E} which produces the same trajectories in the base space M as the initial Vlasov field W_E .

Once we have promoted W_E into a Vlasov field W on U using lemma 2.12, we can use it to construct a new Vlasov field \hat{W} which is tangent to another kinematic domain \hat{E} . An illustration of the proceeding lemma can be found in fig. 6.

Theorem 2.18. *Let E and \hat{E} be kinematic domains with kinematic indicator F and \hat{F} respectively. Given a Vlasov field $W \in \Gamma TU$ which is compatible with E we may construct a new Vlasov field $\hat{W} \in \Gamma TU$ given by*

$$\hat{W} = W - \frac{W\langle \hat{F} \rangle}{\mathcal{R}\langle \hat{F} \rangle} \mathcal{R} \quad (53)$$

which is compatible with \hat{E} and corresponds to the same trajectories as W (up to parameterisation).

Proof. It is clear that $\hat{W}\langle\hat{F}\rangle = 0$. To see that the resultant vector field is horizontal observe that

$$\begin{aligned}\pi_*(\hat{W}|_{\underline{u}}) &= \pi_*(W|_{\underline{u}}) - \frac{W\langle\hat{F}\rangle}{\mathcal{R}\langle\hat{F}\rangle}\Big|_{\underline{u}} \pi_*(\mathcal{R}|_{\underline{u}}) \\ &= \pi_*(W|_{\underline{u}}) = \underline{u}\end{aligned}$$

To see that \hat{W} is radially quadratic observe that

$$\begin{aligned}\hat{W}|_{\lambda\underline{v}}\langle\hat{h}\rangle &= W|_{\lambda\underline{v}}\langle\hat{h}\rangle - \frac{W\langle\hat{F}\rangle}{\mathcal{R}\langle\hat{F}\rangle}\Big|_{\lambda\underline{v}} \mathcal{R}|_{\lambda\underline{v}}\langle\hat{h}\rangle \\ &= \lambda^2 W|_{\underline{v}}\langle\hat{h}\rangle - \frac{\lambda^{k+1}W|_{\underline{v}}\langle\hat{F}\rangle}{\lambda^k\mathcal{R}|_{\underline{v}}\langle\hat{F}\rangle}(\lambda\underline{v}\langle\hat{h}\rangle) \\ &= \lambda^2 \left(W|_{\underline{v}}\langle\hat{h}\rangle - \frac{W\langle\hat{F}\rangle}{\mathcal{R}\langle\hat{F}\rangle}\Big|_{\underline{v}} \mathcal{R}|_{\underline{v}}\langle\hat{h}\rangle \right) \\ &= \lambda^2 \hat{W}|_{\underline{v}}\langle\hat{h}\rangle,\end{aligned}$$

for any $h \in \Gamma\Lambda^0 M$, $\underline{v} \in U$, $\lambda \neq 0$. Hence \hat{W} is a valid Vlasov field. To see that \hat{W} corresponds to the same set of trajectories as W , notice that $W\langle\hat{F}\rangle/\mathcal{R}\langle\hat{F}\rangle$ in eq. (53) is a 1-homogeneous function. Hence by lemma 2.17, W and \hat{W} have the same trajectories up to parameterisation. \square

Recall that eq. (34) consisted of three terms: the first two can be identified with the terms in eq. (33), while the third can be shown to be

$$\begin{aligned}\frac{W_{E_H}\langle i \rangle}{\mathcal{R}\langle i \rangle} \mathcal{R} &= \frac{q}{m} \sqrt{F_H} g^{\lambda\nu} F_{\nu\rho} \dot{x}^\rho \frac{\partial t}{\partial x^\lambda} \frac{\dot{x}^\mu}{i} \\ &\quad - \Gamma_{\nu\rho}^\lambda \dot{x}^\nu \dot{x}^\rho \frac{\partial t}{\partial x^\lambda} \frac{\dot{x}^\mu}{i} \\ &\quad + \dot{x}^\nu \dot{x}^\rho \frac{\partial t}{\partial x^\nu \partial x^\rho} \frac{\dot{x}^\mu}{i}.\end{aligned}\tag{54}$$

This is exactly the additional term from eq. (53).

2.5 The Transport Equations on Kinematic Domains

A method of interpreting the Vlasov equation in a kinematic domain E can be given in terms of the transport equations [23]. The transport equations are written in terms of a particle density form which codifies the phase space trajectories corresponding to a given Vlasov field. With some additional structure (a choice of non-vanishing top form, otherwise known as a measure) we can recover the usual Vlasov equation (i.e. a particle density function $f_E \in \Gamma\Lambda^0 E$ such that $W_E\langle f_E \rangle = 0$) from the transport equations on our preferred choice of kinetic domain E .

In section section 4.3, we show how to calculate the current on M , and show it is independent of the choice of E . While in section section 4.4, we give the formula for the stress-energy tensor, which does depend on E .

Definition 2.19 (Particle Density Form). A particle density form on E , $\theta_E \in \Gamma\Lambda^{2n-2} E$ is a $2n-2$ -form that satisfies the transport equations.

Definition 2.20 (Transport Equations on E). Consider a kinetic domain $E \subset U$, a particle density 6-form $\theta_E \in \Gamma\Lambda^{2n-2} E$, and a Vlasov field $W_E \in \Gamma TE$. The transport equations on E are written

$$d\theta_E = 0, \quad i_{W_E}\theta_E = 0.\tag{55}$$

A visualisation of the transport equations is given in fig. 4.

Let E be a kinematic domain, $W_E \in \Gamma TE$ a Vlasov field on E , and let $\Omega_E \in \Gamma\Lambda^{2n-1} E$ be a measure on E such that

$$L_{W_E}\Omega_E = 0.\tag{56}$$

We can relate a particle density $(2n-2)$ -form $\theta_E \in \Gamma\Lambda^{2n-2} E$ and a particle density function $f_E \in \Gamma\Lambda^0 E$ via

$$\theta_E = f_E i_{W_E}\Omega_E.\tag{57}$$

Lemma 2.21. Given $\theta_E \in \Gamma\Lambda^{2n-2} E$ such that $i_{W_E}\theta_E = 0$ then $f_E \in \Gamma\Lambda^0 E$, given by eq. (57) exists and is unique. Furthermore, θ_E satisfies the transport equations eq. (55) if and only if f_E satisfies eq. (1), that is $W_E\langle f_E \rangle = 0$.

Proof. Let (x^0, \dots, x^{2n-2}) define a coordinate system on E such that $\partial_0^{(x)} = W_E$. Then,

$$\Omega_E = \Omega_0 dx^0 \wedge \dots \wedge dx^{2n-2}, \quad \text{and } \theta_E = \theta_{E^i}^{(x)} \Omega_E.$$

We then have

$$\begin{aligned}i_{W_E}\theta_E &= i_0^{(x)}\theta_E \\ &= \theta_{E^i}^0 i_0^{(x)} \Omega + \theta_{E^i}^a i_a^{(x)} \Omega \\ &= 0.\end{aligned}$$

Hence $\theta_E^a = 0$. It follows that $\theta_E = \theta_{E^i}^0 i_0^{(x)} \Omega$ i.e. $\theta_E = f_E i_{W_E}\Omega_E$.

From eq. (57), we have

$$\begin{aligned}d\theta_E &= df_E \wedge i_{W_E}\Omega_E = i_{W_E} df \wedge \Omega_E \\ &= W_E\langle f_E \rangle \Omega_E,\end{aligned}$$

hence the transport equations for θ_E are equivalent to eq. (1). \square

An example of the transport equations can be seen in [19]. These equations however are subtly different in that a form $\omega_E = i_{W_E}\Omega_E$ with $L_{W_E}\Omega_E = 0$ is defined and the

transport equations are cast as $d\omega_E = 0$ and $i_{W_E}\omega_E = 0$. Note that the particle density function f_E is absent from this definition.

Given a volume form $\Omega \in \Gamma\Lambda^{2n}U$ and kinematic domain $E \subset U$ with the map $\Sigma_E : E \hookrightarrow U$, the typical choice of top form on E is given by

$$\Omega_E = \Sigma_E^*(i_{\mathcal{R}}\Omega). \quad (58)$$

Lemma 2.22. *Let $\Omega \in \Gamma\Lambda^n U$ such that $L_W\Omega = 0$. Let $\Omega_E \in \Gamma\Lambda^{n-1}E$ be defined by eq. (58) then eq. (56) holds.*

Proof. Observe that

$$\begin{aligned} L_{W_E}\Omega_E &= L_{W_E}(\Sigma_E^*i_{\mathcal{R}}\Omega) = \Sigma_E^*(L_Wi_{\mathcal{R}}\Omega) \\ &= \Sigma_E^*(i_{[W,\mathcal{R}]}\Omega + i_{\mathcal{R}}L_W\Omega) = \Sigma_E^*i_W\Omega \\ &= i_{W_E}\Sigma_E^*\Omega = 0, \end{aligned}$$

since the degree of Ω is greater than the dimension of E . \square

In the instance that the chosen kinematic domain is the upper unit hyperboloid E_H as given in eq. (20), then the volume form typically chosen is

$$\Omega_{E_H} = -\frac{\det(g)}{\dot{x}_0} dx^0 \wedge \dots \wedge dx^{n-1} \wedge d\dot{x}^1 \wedge \dots \wedge d\dot{x}^{n-1}. \quad (59)$$

Note that a volume form on $E \subset U$ can be constructed by choosing a volume form on $\Omega \in \Gamma\Lambda^{2n}U$ and then pulled back onto E . Furthermore, if W_{E_H} is the Vlasov field corresponding to the Lorentz force it can be shown that $L_{W_{E_H}}\Omega_{E_H} = 0$ and hence the transport equations equipped with Ω_E are equivalent to the standard Vlasov equation.

There are instances however when it is advantageous to cast the Vlasov equation in terms of the transport equations even when the flow of the measure is not preserved by the Vlasov field (i.e. $L_{W_E}\Omega_E \neq 0$). In [24] an attempt is made to account for the radiation reaction within the Vlasov field over a 4-dimensional spacetime manifold M . To accomplish this, the Vlasov equation is cast as

$$L_{W_Q}(f_Q\omega_Q) = 0. \quad (60)$$

Here the 10-dimensional manifold Q is a subset of the double copy of the tangent bundle $\subset TM \oplus TM$ where the first copy of the tangent bundle contains normalised time-like velocity vectors (as on the upper unit hyperboloid), and the second copy contains acceleration vectors which are orthogonal to these velocities. The measure $\omega_Q \in \Gamma\Lambda^{10}Q$ is formed on Q by pulling back a specific 10 form related to the measure on $TM \oplus TM$. In this case, the flow of ω_Q along W_Q is not conserved:

$$L_{W_Q}\omega_Q = \frac{3}{\tau}\omega_Q, \text{ or equivalently } W_Q\langle f_Q \rangle + \frac{3}{\tau}f_Q = 0, \quad (61)$$

where $\tau = q^2/6\pi m$. The latter equation is similar to eq. (1), but the additional term on the LHS is to account for losses due to radiation. Note that, although the Vlasov equation is altered, the transport equations remain the same:

$$d\theta_Q = 0, \quad i_{W_Q}\theta_Q = 0, \quad (62)$$

where

$$\theta_Q = i_{W_Q}(f_Q\omega_Q). \quad (63)$$

2.6 Example: The unit hyperboloid and lab time Vlasov vector fields for the Lorentz force equation.

In eq. (33), eq. (34) and eq. (35) we gave the Vlasov vector field adapted to the upper unit hyperboloid, an arbitrary time slicing and a time slicing with respect to coordinate time. We stated that one method to find the transformation is to calculate 2nd order ODES, perform the reparameterisation, and then recalculate the corresponding Vlasov vector field, which we do here.

Lemma 2.23. *Equation eq. (33) can be transformed into equation eq. (34), by reparameterising the Lorentz force ODE.*

Proof. Let t be the parameterisation of the trajectories C of the Vlasov field W_{E_H} (i.e. eq. (33)). The Lorentz force ODE is given in coordinates by

$$\frac{d^2C^\mu}{d\tau^2} = \frac{q}{m}\sigma\sqrt{F_H}g^{\mu\nu}\mathcal{F}_{\nu\rho}\frac{dC^\rho}{d\tau} - \Gamma_{\nu\rho}^\mu\frac{dC^\nu}{d\tau}\frac{dC^\rho}{d\tau}.$$

Let W_{E_t} (i.e. eq. (34)) be parametrised by s . Assuming the existence of a relationship $t = t(\tau)$ the above ODE can be reparametrised as

$$\begin{aligned} \frac{d^2C^\mu}{dt^2} &= \frac{q}{m}\sigma\sqrt{F_H}g^{\mu\nu}\mathcal{F}_{\nu\rho}\frac{dC^\rho}{dt} - \Gamma_{\nu\rho}^\mu\frac{dC^\nu}{dt}\frac{dC^\rho}{dt} \\ &\quad - \left(\frac{dt}{d\tau}\right)^{-3}\frac{d^2t}{d\tau^2}\frac{dC^\mu}{dt}. \end{aligned} \quad (64)$$

Let the integral curves of W_{E_H} and W_{E_t} be given by η_{E_H} and η_{E_t} respectively. Let $t_0 = t(\tau_0)$ then we have the following relations:

$$\left.\frac{dt}{d\tau}\right|_{\tau_0} = i|_{\eta_{E_H}(t_0)},$$

$$\begin{aligned}
\left. \frac{d^2 t}{d\tau^2} \right|_{\tau_0} &= \eta_{E_H^*}(\partial_\tau|_{\tau_0})\langle i \rangle = W_{E_H}|_{\eta_{E_H}(\tau_0)}\langle i \rangle \\
&= W_{E_H}|_{\eta_{E_H}(\tau_0)} \left\langle \dot{x}^\nu \frac{\partial t}{\partial x^\nu} \right\rangle \\
&= \left(\frac{q}{m} \sigma \sqrt{F_H} g^{\lambda\nu} \mathcal{F}_{\nu\rho} \dot{x}^\rho \frac{\partial t}{\partial x^\lambda} \right. \\
&\quad \left. - \Gamma_{\nu\rho}^\lambda \dot{x}^\nu \dot{x}^\rho \frac{\partial t}{\partial x^\lambda} + \dot{x}^\nu \dot{x}^\rho \frac{\partial t}{\partial x^\nu \partial x^\rho} \right) \Big|_{\eta_{E_H}(\tau_0)} \\
&= \frac{q}{m} \left(\sigma \sqrt{F_H} g^{\lambda\nu} \mathcal{F}_{\nu\rho} \right) \Big|_{\eta_{E_H}(\tau_0)} \left. \frac{dC^\rho}{d\tau} \right|_{\tau_0} \left. \frac{\partial t}{\partial x^\lambda} \right|_{\tau_0} \\
&\quad - \Gamma_{\nu\rho}^\lambda \Big|_{\eta_{E_H}(\tau_0)} \left. \frac{dC^\nu}{d\tau} \right|_{\tau_0} \left. \frac{dC^\rho}{d\tau} \right|_{\tau_0} \left. \frac{\partial t}{\partial x^\lambda} \right|_{\tau_0} \\
&\quad + \left. \frac{dC^\nu}{d\tau} \right|_{\tau_0} \left. \frac{dC^\rho}{d\tau} \right|_{\tau_0} \left. \frac{\partial t}{\partial x^\nu \partial x^\rho} \right|_{\tau_0} \\
&= \left(\left. \frac{dt}{d\tau} \right|_{\tau_0} \right)^2 \left(\frac{q}{m} \left(\sigma \sqrt{F_H} g^{\lambda\nu} \mathcal{F}_{\nu\rho} \right) \Big|_{\eta_{E_i}(t_0)} \left. \frac{dC^\rho}{dt} \right|_{t_0} \left. \frac{\partial t}{\partial x^\lambda} \right|_{t_0} \right. \\
&\quad \left. - \Gamma_{\nu\rho}^\lambda \Big|_{\eta_{E_i}(t_0)} \left. \frac{dC^\nu}{dt} \right|_{t_0} \left. \frac{dC^\rho}{dt} \right|_{t_0} \left. \frac{\partial t}{\partial x^\lambda} \right|_{t_0} \right. \\
&\quad \left. + \left. \frac{dC^\nu}{dt} \right|_{t_0} \left. \frac{dC^\rho}{dt} \right|_{t_0} \left. \frac{\partial t}{\partial x^\nu \partial x^\rho} \right|_{t_0} \right)
\end{aligned}$$

Inserting the above relationships into eq. (64) we get

$$\begin{aligned}
\frac{d^2 C^\mu}{dt^2} &= \frac{q}{m} \sigma \sqrt{F_H} g^{\mu\nu} \mathcal{F}_{\nu\rho} \frac{dC^\rho}{dt} - \Gamma_{\nu\rho}^\mu \frac{dC^\nu}{dt} \frac{dC^\rho}{dt} \\
&\quad - (i)^{-1} \left(\frac{q}{m} \sigma \sqrt{F_H} g^{\lambda\nu} \mathcal{F}_{\nu\rho} \frac{dC^\rho}{dt} \frac{\partial t}{\partial x^\lambda} \right. \\
&\quad \left. - \Gamma_{\nu\rho}^\lambda \frac{dC^\nu}{dt} \frac{dC^\rho}{dt} \frac{\partial t}{\partial x^\lambda} \right. \\
&\quad \left. + \frac{dC^\nu}{dt} \frac{dC^\rho}{dt} \frac{\partial t}{\partial x^\nu \partial x^\rho} \right) \frac{dC^\mu}{dt}.
\end{aligned} \tag{65}$$

We may identify this with the $\partial_\mu^{(\dot{x})}$ term in eq. (34) using eq. (50). Hence W_{E_i} corresponds to the reparametrised Lorentz force equation above. If we were to choose an adapted coordinate system ($x^0 = t, x^a, \dot{x}^\mu$) then we would have

$$\frac{\partial t}{\partial x^\mu} = \delta_\mu^0, \quad \frac{\partial t}{\partial x^\mu \partial x^\nu} = 0. \tag{66}$$

Plugging these into eq. (65) gives the $\partial_\mu^{(\dot{x})}$ coefficient of eq. (35). \square

Alternatively we can use the transformation formula eq. (53).

Lemma 2.24. *Equation eq. (33) can be transformed into equations eq. (34) and hence eq. (35), using the transformation formula eq. (53).*

Proof. This is just a trivial calculation. \square

Thus we see that the use of the transformation formula greatly simplifies the task of re-adapting the Vlasov vector

field from one kinematic domain to another. Furthermore we will see below, in that equation eq. (53) can be trivially derived from the Vlasov bivector. This is shown in lemma 3.21 below.

3 The Vlasov Bivectors

Here we present the Vlasov Bivector, the key goal of this article. The advantages of this approach have been listed in section section 1.2. The Vlasov bivector Ψ can always be expressed as

$$\Psi = \mathcal{R} \wedge W, \tag{67}$$

for any appropriate $W \in \Gamma TU$. It is trivial to see that any Vlasov fields related by eq. (51) and eq. (53) produce the same Vlasov bivector, and so represents an entire class of equivalent Vlasov fields. Throughout this section, Ψ will be reserved for Vlasov bivectors while arbitrary bivectors will be denoted Φ .

In section 3.1 we present the necessary results for arbitrary bivectors, not necessarily the Vlasov Bivector. This is followed in section 3.2 with more conditions on a general bivector, until in section 3.3 we impose all the conditions required on bivector to be Vlasov.

3.1 Bivectors

Definition 3.1 (Bivector). A *bivector* over a manifold N is an exterior product of vector fields $X_\mu, Y_\mu \in \Gamma TN$ over N , denoted by $\sum_\mu X_\mu \wedge Y_\mu$. Here μ is taken to be an arbitrary summation index. These follow the standard rules for exterior products, namely ‘f’-linearity and antisymmetry.

Definition 3.2 (Simple Bivectors). A bivector over N , Φ is said to be *simple* if there exists $X, Y \in \Gamma TN$ such that $\Phi = X \wedge Y$. The space of all simple bivectors (fields) over N is denoted by $\Gamma \mathcal{B}^2(N)$.

We require that a Vlasov bivector be simple and take the form eq. (67). In order to formally write the definition of Ψ we first observe the following property of simple bivectors.

Definition 3.3 (Bivector Pairing). A bivector $\sum_\mu X_\mu \wedge Y_\mu$ acts on a pair of scalar fields $F, G \in \Gamma \Lambda^0 U$ according to

$$\sum_\mu (X_\mu \wedge Y_\mu) \langle F, G \rangle = \sum_\mu (X_\mu \langle F \rangle Y_\mu \langle G \rangle - X_\mu \langle G \rangle Y_\mu \langle F \rangle). \tag{68}$$

Similarly we may define a vector field using

$$\sum_\mu (X_\mu \wedge Y_\mu) \langle F, \bullet \rangle = \sum_\mu (X_\mu \langle F \rangle Y_\mu - Y_\mu \langle F \rangle X_\mu). \tag{69}$$

In the case that we have a simple bivector acting on a scalar field we write

$$(X \wedge Y) \langle F, \bullet \rangle = X \langle F \rangle Y - Y \langle F \rangle X. \tag{70}$$

Lemma 3.4. *Given a bivector Φ and a non-zero vector field $X \in \Gamma TN$, $X \wedge \Phi = 0$ if and only if there exists some $Y \in \Gamma TN$ such that $\Phi = X \wedge Y$.*

Proof. Suppose that $X \wedge \Phi = 0$. Define a local coordinate system such that $X = \partial_0$ when we may write $\Phi = \Phi^{0a} \partial_0 \wedge \partial_a + \frac{1}{2} \Phi^{bc} \partial_b \wedge \partial_c$. Since $\partial_0 \wedge \Phi = \frac{1}{2} \Phi^{bc} \partial_0 \wedge \partial_b \wedge \partial_c = 0$, we must have that each $\Phi^{bc} = 0$. Hence $\Phi = \partial_0 \wedge (\Phi^{0a} \partial_a) = X \wedge Y$. The converse holds by the properties of the exterior product ($X \wedge X = 0$). \square

Definition 3.5 (Specially Related Pairs of Vector Fields). Two pairs of vector fields $X_1, X_2 \in \Gamma TN$ and $Y_1, Y_2 \in \Gamma TN$ are said to be *specially related* if there exists $\alpha, \beta, \gamma, \delta \in \Gamma \Lambda^0 N$ satisfying

$$(\alpha\delta - \beta\gamma)|_p = 1 \quad \forall p \in N,$$

such that

$$\begin{aligned} Y_1 &= \alpha X_1 + \beta X_2, \\ Y_2 &= \gamma X_1 + \delta X_2. \end{aligned}$$

Lemma 3.6. *Two pairs of vector fields, $X_1, X_2 \in \Gamma TN$ and $Y_1, Y_2 \in \Gamma TN$, are specially related if and only if $X_1 \wedge X_2 = Y_1 \wedge Y_2$.*

Proof. See section A.2. \square

For a Vlasov bivector to contain all the necessary information to define a system, it must satisfy three conditions: the radial condition, the horizontal condition, and a third condition. There are three equivalent ways to express this third conditions: integrability, being radially cubic and being expressible as in eq. (67).

We begin by discussing integrability. A geometric interpretation of a bivector is a network of infinitesimal rectangles whose sides are defined by a pair of vectors. When these bivectors ‘knit together’ to form smooth surfaces, the vector-distribution spanned by the components of the bivector is integrable. These surfaces are depicted in figure fig. 5. More formally, we may consider integrability using the Frobenius theorem, through the language of vector distributions (a method of smoothly assigning vector subspaces of $T_x M$ to each point $x \in M$).

Definition 3.7 (Tangent Bivector). A bivector Φ is tangent to a surface $K \subset N$ if, given a representation for the bivector $\Phi = X \wedge Y$, $X, Y \in \Gamma TN$, both X and Y are tangent to K in the sense described in definition 1.2.

From lemma 3.6 it is clear that definition 3.7 is independent of the representation of the bivector: if $\Phi = X \wedge Y$ and $\Phi = Z \wedge V$ and X and Y are tangent to K , then by lemma 3.6 Z and V are linear combinations of X and Y and hence tangent to K .

Definition 3.8 (Integrability). A simple bivector $\Phi \in \Gamma \mathcal{B}^2(N)$ is said to be *integrable* if there exists $X, Y \in \Gamma TN$ and $\alpha, \beta \in \Gamma \Lambda^0 N$ such that if $\Phi = X \wedge Y$ then $[X, Y] = \alpha X + \beta Y$. By lemma 3.6, if one representation of Φ satisfies the integrability condition, then so do all other representations of Φ .

Lemma 3.9. *If a bivector $\Phi \in \Gamma \mathcal{B}^2(N)$ is integrable then for any representation $\Phi = X \wedge Y$, $X, Y \in \Gamma TN$, we have*

$$[X, Y] = \alpha X + \beta Y, \quad (71)$$

for some $\alpha, \beta \in \Gamma \Lambda^0 N$.

Proof. See section A.2. \square

It follows from lemma 3.6 and lemma 3.9 that integrability is a well defined property. That is, given a simple bivector, if one representation satisfies the integrability condition, then all representations do.

The Frobenius theorem states that a vector distribution over a manifold M is integrable if and only if the Lie bracket of any two vectors within the distribution also lies within the distribution. An integrable vector distribution then admits a collection of maximal connected integral manifolds which form a foliation of M . Given an integrable bivector $\Phi = X \wedge Y$ we can form a vector distribution over U which is spanned by X and Y . This generates a 2-dimensional foliation of U such that X and Y are tangent to the leaves of our foliation at each point. We may identify the leaves of this foliation with the

We also introduce the null condition here. This is a property an arbitrary bivector may have which is necessary for defining the transport equations on U .

Definition 3.10 (Null condition). Given a $(2n-2)$ -form α , and a bivector $\Phi \in \Gamma \mathcal{B}^2(N)$, then *the null condition* is given by

$$\begin{aligned} \text{Null}(\Phi, \alpha) \text{ is true} &\iff i_X \alpha = 0 \text{ and } i_Y \alpha = 0, \\ &\text{for any } X, Y \in \Gamma TN \text{ such that } \Phi = X \wedge Y. \end{aligned} \quad (72)$$

To see that the null condition is well defined notice that if $X \wedge Y = Z \wedge V$ then $\text{Null}(X \wedge Y, \alpha)$ holds if and only if $\text{Null}(Z \wedge V, \alpha)$ holds. This is due to lemma 3.6 and the linearity of the contraction mapping.

3.2 Horizontal Bivectors

In order for a bivector to properly define a system we require it to satisfy certain properties. The first of which are the radial condition and the horizontal condition. We deal with both of these conditions in tandem. We now work exclusively work on the submanifold $U \subset \check{T}M$.

Definition 3.11 (Radial Bivectors). A simple bivector $\Phi \in \Gamma\mathcal{B}^2(U)$ is called *radial* if

$$\mathcal{R} \wedge \Phi = 0, \quad (73)$$

where $\mathcal{R} \in \Gamma TU$ is the radial vector field.

Definition 3.12 (Horizontal Bivectors). A radial simple bivector $\Phi \in \Gamma\mathcal{B}^2(U)$ is called *horizontal* if for any $f, h \in \Gamma\Lambda^0 U$ it satisfies

$$\Phi\langle\pi^* f, \dot{h}\rangle = -\dot{f}\dot{h}. \quad (74)$$

The space of horizontal bivectors is denoted $\Gamma\mathcal{B}_H^2(U)$.

Lemma 3.13. A bivector $\Phi = \mathcal{R} \wedge X$ is horizontal if and only if $X \in \Gamma TU$ is horizontal.

Proof. Suppose first that $\Phi = \mathcal{R} \wedge X$ for some horizontal $X \in \Gamma TU$. We then have $\mathcal{R} \wedge \Psi = 0$ automatically, hence Φ is radial. To see that Φ is horizontal observe that

$$\begin{aligned} \Phi\langle\pi^* f, \dot{h}\rangle &= \mathcal{R}\langle\pi^* f\rangle X\langle\dot{h}\rangle - \mathcal{R}\langle\dot{h}\rangle X\langle\pi^* f\rangle \\ &= -\dot{f}\dot{h}, \end{aligned}$$

for any $f, h \in \Gamma\Lambda^0 M$.

Suppose now that Φ is horizontal. By lemma 3.4 (since Φ is radial and simple) there exists some $X \in \Gamma TU$ such that

$$\Phi = \mathcal{R} \wedge X.$$

By the horizontal condition

$$\begin{aligned} -\dot{f}\dot{h} &= \Phi\langle\pi^* f, \dot{h}\rangle = \mathcal{R}\langle\pi^* f\rangle X\langle\dot{h}\rangle - \mathcal{R}\langle\dot{h}\rangle X\langle\pi^* f\rangle \\ &= -X\langle\pi^* f\rangle\dot{h}. \end{aligned}$$

Hence $X\langle\pi^* f\rangle = \dot{f}$, that is X is horizontal. \square

Lemma 3.14. Let $X \in \Gamma TU$ and $\Phi \in \Gamma\mathcal{B}^2(U)$ such that $\Phi = \mathcal{R} \wedge X$. If X is horizontal and Φ is integrable then there exists $\alpha \in \Gamma\Lambda^0 U$ such that

$$[\mathcal{R}, X] = X + \alpha\mathcal{R}. \quad (75)$$

Proof. Since X is horizontal, observe that for any $f \in \Gamma\Lambda^0 M$ we have

$$\begin{aligned} [\mathcal{R}, X]\langle\pi^* f\rangle &= \mathcal{R}\langle X\langle\pi^* f\rangle\rangle - X\langle\mathcal{R}\langle\pi^* f\rangle\rangle \\ &= \mathcal{R}\langle\dot{f}\rangle = \dot{f} = X\langle\pi^* f\rangle. \end{aligned}$$

By the integrability of Φ we also have $[\mathcal{R}, X] = \alpha\mathcal{R} + \beta X$ so that we also have

$$[\mathcal{R}, X]\langle\pi^* f\rangle = \alpha\mathcal{R}\langle\pi^* f\rangle + \beta X\langle\pi^* f\rangle = \beta X\langle\pi^* f\rangle.$$

Combining the last two equations gives us that $\beta = 1$. Hence the result holds. \square

3.3 Vlasov Bivectors

With this we have all the necessary ingredients to define a system in terms of a Vlasov bivector. There are several equivalent properties which ensure a bivector contains sufficient structure to define a system. Given a horizontal bivector $\Psi \in \Gamma\mathcal{B}_H^2(U)$, these three properties are, the existence of a Vlasov bivector $W \in \Gamma TU$ such that $\Psi = \mathcal{R} \wedge W$, integrability, and another property we call the radially cubic property.

Definition 3.15 (Radially Cubic). A horizontal bivector Ψ is *radially cubic* if for any $f, h \in \Gamma\Lambda^0 M$, $\underline{u} \in U$, and $\lambda \neq 0$ we have

$$\Psi\langle\dot{f}, \dot{h}\rangle|_{\lambda\underline{u}} = \lambda^3 \Psi\langle\dot{f}, \dot{h}\rangle|_{\underline{u}}. \quad (76)$$

We see below in theorem 3.18 that we can generate a Vlasov field W , using a kinematic indicator. A natural choice to use is a "lab time" kinematic indicator \dot{f} . However in general there is no $f \in \Gamma\Lambda^0 M$ such that $\dot{f} \neq 0$ on all of U . As an intermediate step, we can always define the following kinematic indicator using the coordinate system (x^1, \dots, x^n) on M ,

$$F_{\text{crd}} = \sum_{\mu=1}^n (\dot{x}^\mu)^2. \quad (77)$$

It is clear this is not a physical kinematic indicator since it depends on the coordinate system. It is homogeneous degree 2. Since this is even, one would need the causality indicator to define a kinematic domain, eq. (36).

Definition 3.16 (Coordinate based Vlasov field). Let (x^1, \dots, x^n) be a local coordinate system on M and let $\Psi \in \Gamma\mathcal{B}_H^2(U)$, we define the *coordinate based Vlasov field* by

$$W_{\text{crd}} = \frac{\Psi\langle F_{\text{crd}}, \bullet \rangle}{2F_{\text{crd}}}. \quad (78)$$

Lemma 3.17. Let $\Psi \in \Gamma\mathcal{B}_H^2(U)$ be radially cubic and then W_{crd} as given by eq. (78) is a Vlasov field such that

$$\Psi = \mathcal{R} \wedge W_{\text{crd}}. \quad (79)$$

Furthermore, given another representation for Ψ , say $\Psi = \mathcal{R} \wedge X$ for some $X \in \Gamma TU$, then

$$W_{\text{crd}} = X - \frac{X\langle F_{\text{crd}} \rangle}{2F_{\text{crd}}} \mathcal{R}. \quad (80)$$

Proof. By lemma 3.13 there exists a horizontal vector field $X \in \Gamma TU$ such that $\Psi = \mathcal{R} \wedge X$. Then W_{crd} and X are related by

$$\begin{aligned} W_{\text{crd}} &= \frac{1}{2F_{\text{crd}}} (\mathcal{R}\langle F_{\text{crd}} \rangle X - X\langle F_{\text{crd}} \rangle \mathcal{R}) \\ &= X - \frac{X\langle F_{\text{crd}} \rangle}{2F_{\text{crd}}} \mathcal{R}. \end{aligned}$$

To see that $\Psi = \mathcal{R} \wedge W_{\text{crd}}$ first suppose that $\Psi = \mathcal{R} \wedge X$ for some $X \in \Gamma TU$ then observe that

$$\begin{aligned} \mathcal{R} \wedge \frac{\Psi \langle F_{\text{crd}}, \bullet \rangle}{2F_{\text{crd}}} &= \mathcal{R} \wedge \left(\frac{\mathcal{R} \langle F_{\text{crd}} \rangle}{2F_{\text{crd}}} X - \frac{X \langle F_{\text{crd}} \rangle}{2F_{\text{crd}}} \mathcal{R} \right) \\ &= \mathcal{R} \wedge X = \Psi. \end{aligned}$$

Define local coordinates (x^μ, \dot{x}^μ) . To see that W_{crd} is horizontal observe that for any $f \in \Gamma \Lambda^0 M$ we have

$$\begin{aligned} W_{\text{crd}} \langle \pi^* f \rangle &= \frac{\Psi \langle F_{\text{crd}}, \pi^* f \rangle}{2F_{\text{crd}}} = \sum_{\mu} \frac{\Psi \langle (\dot{x}^\mu)^2, \pi^* f \rangle}{2F_{\text{crd}}} \\ &= \sum_{\mu} \frac{\dot{x}^\mu \Psi \langle \dot{x}^\mu, \pi^* f \rangle}{F_{\text{crd}}} = \sum_{\mu} \frac{(\dot{x}^\mu)^2 \dot{f}}{F_{\text{crd}}} = \dot{f}. \end{aligned}$$

To see that W_{crd} is radially quadratic observe that for any $\underline{u} \in U$, $\lambda \in \mathbb{R}$, $f \in \Gamma \Lambda^0 M$,

$$\begin{aligned} W_{\text{crd}}|_{\lambda \underline{u}} \langle \dot{f} \rangle &= \frac{\Psi|_{\lambda \underline{u}} \langle F_{\text{crd}}, \dot{f} \rangle}{2F_{\text{crd}}|_{\lambda \underline{u}}} \\ &= \sum_{\mu} \left(\frac{\dot{x}^\mu}{F_{\text{crd}}} \right) \Big|_{\lambda \underline{u}} \Psi|_{\lambda \underline{u}} \langle \dot{x}^\mu, \dot{f} \rangle \\ &= \frac{\lambda}{\lambda^2} \sum_{\mu} \left(\frac{\dot{x}^\mu}{F_{\text{crd}}} \right) \Big|_{\underline{u}} \lambda^3 \Psi|_{\underline{u}} \langle \dot{x}^\mu, \dot{f} \rangle \\ &= \lambda^2 \frac{\Psi|_{\underline{u}} \langle (\dot{x}^\mu)^2, \dot{f} \rangle}{2F_{\text{crd}}|_{\underline{u}}} = \lambda^2 W_{\text{crd}}|_{\underline{u}} \langle \dot{f} \rangle. \end{aligned}$$

Hence W_{crd} is a Vlasov field. \square

Theorem 3.18. *Let $\Psi \in \Gamma \mathcal{B}_H^2(U)$ be a horizontal bivector. The following properties are equivalent:*

- (i) *There exists a Vlasov field $W \in \Gamma TU$ such that $\Psi = \mathcal{R} \wedge W$.*
- (ii) *Ψ is integrable (definition 3.8).*
- (iii) *Ψ is radially cubic (definition 3.15).*

Proof. Suppose first that there exists a Vlasov field W such that $\Psi = \mathcal{R} \wedge W$. To see that Ψ is radially cubic observe that, for some $f, h \in \Gamma \Lambda^0 M$, any $\underline{u} \in U$ and $\lambda \neq 0$, it follows that

$$\begin{aligned} \Psi \langle \dot{f}, \dot{h} \rangle|_{\lambda \underline{u}} &= \mathcal{R} \langle \dot{f} \rangle W \langle \dot{h} \rangle|_{\lambda \underline{u}} - \mathcal{R} \langle \dot{h} \rangle W \langle \dot{f} \rangle|_{\lambda \underline{u}} \\ &= \lambda \mathcal{R} \langle \dot{f} \rangle \lambda^2 W \langle \dot{h} \rangle|_{\underline{u}} - \lambda \mathcal{R} \langle \dot{h} \rangle \lambda^2 W \langle \dot{f} \rangle|_{\underline{u}} \\ &= \lambda^3 \Psi \langle \dot{f}, \dot{h} \rangle|_{\underline{u}}. \end{aligned}$$

Also, since W is radially quadratic we have $[\mathcal{R}, W] = W$ by lemma 2.4. Hence Ψ is integrable. That is, property (i) implies properties (ii) and (iii).

By lemma 3.17, if Ψ is radially cubic then W_{crd} as defined by eq. (78) is a Vlasov field and $\Psi = \mathcal{R} \wedge W_{\text{crd}}$. Hence property (iii) implies (i).

Suppose now that Ψ is integrable. Let W_{crd} be given by eq. (78). By lemma 3.17, $\Psi = \mathcal{R} \wedge W_{\text{crd}}$ and W_{crd} is horizontal. It remains to show that W_{crd} is radially quadratic. By lemma 3.13 there exists a horizontal vector field $X \in \Gamma TU$ such that $\Psi = \mathcal{R} \wedge X$ and by lemma 3.17, W_{crd} and X are related by eq. (80). The integrability of Ψ tells us $[\mathcal{R}, X] = \alpha \mathcal{R} + \beta X$ for some $\alpha, \beta \in \Gamma \Lambda^0 U$. It follows that $\beta = 1$ from lemma 3.14. We then have that

$$\begin{aligned} [\mathcal{R}, W_{\text{crd}}] &= [\mathcal{R}, X] - \left[\mathcal{R}, \frac{X \langle \dot{f} \rangle}{\dot{f}} \mathcal{R} \right] \\ &= [\mathcal{R}, X] - \mathcal{R} \left\langle \frac{X \langle \dot{f} \rangle}{\dot{f}} \right\rangle \mathcal{R} \\ &= X + \alpha \mathcal{R} - \left(\frac{\mathcal{R} \langle X \langle \dot{f} \rangle \rangle}{\dot{f}} - \frac{X \langle \dot{f} \rangle}{\dot{f}} \right) \mathcal{R} \\ &= X + \alpha \mathcal{R} - \frac{1}{\dot{f}} [\mathcal{R}, X] \langle \dot{f} \rangle \mathcal{R} \\ &= X + \alpha \mathcal{R} - \frac{1}{\dot{f}} (X \langle \dot{f} \rangle + \alpha \dot{f}) \mathcal{R} \\ &= X - \frac{X \langle \dot{f} \rangle}{\dot{f}} \mathcal{R} = W_{\text{crd}}. \end{aligned}$$

Hence W_{crd} is radially quadratic by lemma 2.4. It follows that W_{crd} is a Vlasov field and property (ii) implies property (i). \square

Definition 3.19 (Vlasov Bivectors). A horizontal bivector $\Psi \in \Gamma \mathcal{B}_H^2(U)$ defines a *Vlasov bivector* if it satisfies one of the following equivalent properties:

1. There exists a Vlasov field $W \in \Gamma TU$ such that $\Psi = \mathcal{R} \wedge W$.
2. Ψ is integrable (definition 3.8).
3. Ψ is radially cubic (definition 3.15).

The space of Vlasov vectors over U is denoted by $\Psi \in \Gamma \mathcal{B}_V^2(U)$.

Lemma 3.20. *Let $\Psi \in \Gamma \mathcal{B}_V^2(U)$, let E have a kinematic indicator F of order k , and let*

$$W_F = \frac{\Psi \langle F, \bullet \rangle}{kF}, \quad (81)$$

Then W_F is a Vlasov field which is compatible with F and

$$\Psi = \mathcal{R} \wedge W_F \quad (82)$$

Proof. $\Psi = \mathcal{R} \wedge W_F$ and W_F is horizontal by the same logic as lemma 3.17. Furthermore, by lemma 3.17, $\Psi = \mathcal{R} \wedge W_{\text{crd}}$ where W_{crd} is given by eq. (78). To see that W_F

is radially quadratic observe that

$$\begin{aligned}
W_F|_{\lambda\mathbf{u}}\langle\dot{f}\rangle &= \left(\frac{\Psi\langle F, \dot{f}\rangle}{kF}\right)\Big|_{\lambda\mathbf{u}} \\
&= \left(\frac{\mathcal{R}\langle F\rangle W_{\text{crd}}\langle\dot{f}\rangle - \mathcal{R}\langle\dot{f}\rangle W_{\text{crd}}}{kF}\right)\Big|_{\lambda\mathbf{u}} \\
&= \left(W_{\text{crd}}\langle\dot{f}\rangle - \frac{\dot{f}}{kF}W_{\text{crd}}\langle F\rangle\right)\Big|_{\lambda\mathbf{u}} \\
&= \left(\lambda^2 W_{\text{crd}}\langle\dot{f}\rangle - \frac{\lambda\dot{f}}{\lambda^k kF}\lambda^{k+1}W_{\text{crd}}\langle F\rangle\right)\Big|_{\mathbf{u}} \\
&= \lambda^2 \left(W_{\text{crd}}\langle\dot{f}\rangle - \frac{W_{\text{crd}}\langle F\rangle}{kF}\mathcal{R}\langle\dot{f}\rangle\right)\Big|_{\mathbf{u}} \\
&= \lambda^2 W_F|_{\mathbf{u}}\langle\dot{f}\rangle.
\end{aligned}$$

F is compatible with W_F , i.e. $W_F\langle F\rangle = 0$, since $\Psi\langle F, F\rangle = 0$. It follows that

$$\frac{\Psi\langle F, \bullet\rangle}{kF} = \frac{\Psi\langle F, \bullet\rangle}{\mathcal{R}\langle F\rangle} = \frac{\mathcal{R}\langle F\rangle W_F - W_F\langle F\rangle \mathcal{R}}{\mathcal{R}\langle F\rangle} = W_F.$$

□

With lemma 3.6 and lemma 3.9 combined we may note that Vlasov bivectors constructed from projectively related Vlasov fields represents the same object (that is, if there exists a 1-homogeneous function $k \in \Gamma\Lambda^0 U$ such that $\hat{W} = W + k\mathcal{R}$, then $\Psi = \mathcal{R} \wedge W = \mathcal{R} \wedge \hat{W}$). In figure fig. 5, the foliations generated by \mathcal{R}, W are the same of those generated by \mathcal{R}, \hat{W} . We can use the Vlasov bivector to derive the transformation formula eq. (53).

Lemma 3.21. *If $\Psi = \mathcal{R} \wedge W = \mathcal{R} \wedge \hat{W}$ and \hat{W} is compatible with kinematic indicators \hat{F} then eq. (53) holds.*

Proof. Consider the action of Ψ on the scalar field \hat{F} :

$$\begin{aligned}
\Psi\langle\hat{F}, \bullet\rangle &= \mathcal{R}\langle\hat{F}\rangle W - W\langle\hat{F}\rangle \mathcal{R} \\
&= \mathcal{R}\langle\hat{F}\rangle \hat{W} - \hat{W}\langle\hat{F}\rangle \mathcal{R} = \mathcal{R}\langle\hat{F}\rangle \hat{W}.
\end{aligned}$$

That is,

$$\hat{W} = W - \frac{W\langle\hat{F}\rangle}{\mathcal{R}\langle\hat{F}\rangle} \mathcal{R}.$$

□

Here we show that the Vlasov Bivector Ψ , knit together as leaves, as depicted in fig. 5. Since the leaves are tangent to \mathcal{R} , then they must open out like a book.

Theorem 3.22. *Given a Vlasov bivector Ψ , then for each $\mathbf{u} \in U$ there exists a 2-dimensions surface $K \subset U$ such that $\mathbf{u} \in U$ and Ψ is a tangent to K .*

Proof. From theorem theorem 3.18 we can write $\Psi = \mathcal{R} \wedge W$ such that \mathcal{R} and W are in involution, eq. (29). The result now follows directly from Frobenius Theorem, which can be found in [25]. □

4 Particle Density $(2n-2)$ -forms

In this section we introduce the particle density $(2n-2)$ -form on U , $\theta \in \Gamma\Lambda^{2n-2}U$. This may be depicted pictorially in fig. 1 and fig. 5. It is the generalisation of the particle density form $\theta_E \in \Gamma\Lambda^{2n-2}E$. It is subject to the transport equations on U . This reformulation of the transport equations has the same advantages as mentioned in the introduction.

A particle density form on U must satisfy certain conditions recover a particle density on E (and vice versa). These are discussed in section 4.2. Recall the Null condition definition 3.10, which is needed to formulate the transport equations on U . The null condition can be considered a generalisation of the $i_{W_E}\theta_E = 0$ equation.

4.1 Transport Equations on U

Definition 4.1 (Transport Equations on U). Given a particle density form $\theta \in \Gamma\Lambda^{2n-2}U$ and a Vlasov bivector $\Psi \in \Gamma\mathcal{B}_V^2(U)$, the *transport equations on U* are given by

$$\text{Null}(\Psi, \theta) \text{ holds and } d\theta = 0, \quad (83)$$

where the null condition is given by definition 3.10.

Notice that if $\text{Null}(\Psi, \theta)$ holds and $\Psi = \mathcal{R} \wedge W$ then both W and \mathcal{R} are tangent to the form manifolds of θ . That is, $i_W\theta = 0$ and $i_{\mathcal{R}}\theta = 0$. This is consistent with the visualisation in fig. 5. We can identify the form manifolds of θ with the leaves of a foliation generated by a Vlasov bivector. Since θ is a closed form, the form manifolds associated with it are smooth surfaces. Furthermore, the velocity density profile of the particle distribution is reflected in these form manifolds: the closer together the surfaces, the greater the local velocity density of the particles (and vice versa).

Definition 4.2 (Populated Systems on U). Given a Vlasov bivector Ψ and a particle density $(2n-2)$ -form $\theta \in \Gamma\Lambda^{2n-2}U$ which satisfies the transport equations on U eq. (83), we define the pair (Ψ, θ) to be a populated system on U .

As stated in the introduction, defining a populated system does not require a time orientation. Since for any given radial $\{\lambda\mathbf{u} \in U, \lambda > 0\}$ is disconnected from $\{\lambda\mathbf{u} \in U, \lambda < 0\}$ there is no relationship between $\theta|_{\mathbf{u}}$ and $\theta|_{-\mathbf{u}}$. For example, in eq. (67) the particle density form can be considered nonzero on U^+ and zero on U^- .

4.2 Relating the particle density on U with the particle density on E

For this subsection we assume that U is time orientable and that there is a kinematic domain E . We relate the par-

particle densities $\theta \in \Gamma\Lambda^{n-2}U$ and $\theta_E \in \Gamma\Lambda^{n-2}E$. Furthermore we assume that θ only contains particles which lie on U^+ .

Definition 4.3 (Future Pointing Particle Density). A particle density form $\theta \in \Gamma\Lambda^{(2n-2)}U$ is called future pointing if U is time orientable and

$$\theta|_{U^-} = 0. \quad (84)$$

For future pointing particle densities we let the restriction $\theta^+ \in \Gamma\Lambda^{2n-2}U^+$ be

$$\theta^+ = \theta|_{U^+}. \quad (85)$$

A populated system (Ψ, θ^+) formed from a future pointing particle density is called a future pointing populated system.

Lemma 4.4. *Let (Ψ, θ^+) define a future pointing populated system on U , satisfying the transport equations. Given a kinematic domain $E \subset U^+$ with kinematic indicator F , let W_E be given by eq. (32) where W is given by eq. (81), and let $\theta_E \in \Gamma\Lambda^{2n-2}E$ be given by*

$$\theta_E = \Sigma_E^* \theta^+. \quad (86)$$

Then W_E and θ_E satisfy the transport equations on E .

Proof. Observe that

$$\begin{aligned} d\theta_E &= d\Sigma_E^* \theta = \Sigma_E^* d\theta = 0, \text{ and} \\ i_{W_E} \theta_E &= i_{W_E} \Sigma_E^* \theta = \Sigma_E^* (i_W \theta) = 0. \end{aligned}$$

Hence θ_E with W_E satisfy definition 2.20. \square

Lemma 4.5. *Given a kinematic domain E with $\theta_E \in \Gamma\Lambda^{2n-2}E$ and $W_E \in \Gamma TE$ such that θ_E satisfies the transport equations on E , define the map,*

$$\Pi : U^+ \rightarrow E; \quad \Pi(\lambda \underline{v}) = \underline{v} \text{ where } \underline{v} \in E \text{ and } \lambda > 0. \quad (87)$$

Let

$$\theta^+ = \Pi^* \theta_E, \quad (88)$$

let θ be future pointing, given by eq. (84) and eq. (85), and let $W \in \Gamma TU$ be given by eq. (32). The system $(\Psi = \mathcal{R} \wedge W, \theta)$ satisfies the transport equations on U .

Proof. Let F be the 1-homogeneous kinematic indicator for $E \subset U^+$. Define a foliation on U^+ of kinematic domains E_ℓ for $\ell \in \mathbb{R}^+$ where $E_1 = E$ and $F|_{E_\ell} = \ell$. We may define a coordinate system (x^μ, ℓ, ξ^a) for U^+ where ℓ is constant on each E_ℓ . We may choose ξ^a such that they are 0-homogeneous, and ℓ is 1-homogeneous by the 1-homogeneity of F . By lemma 2.6 we have for each $\lambda > 0$ and $\underline{u} \in U^+$,

$$W|_{\lambda \underline{u}} \langle x^\mu \rangle = \lambda W|_{\underline{u}} \langle x^\mu \rangle, \quad W|_{\lambda \underline{u}} \langle \xi^a \rangle = \lambda W|_{\underline{u}} \langle \xi^a \rangle. \quad (89)$$

The map

$$\Xi_\ell : E \rightarrow E_\ell; \quad \Xi_\ell(\underline{v}) = \ell \underline{v},$$

is well defined since $E_\ell = \{\ell \underline{v}, \underline{v} \in E\}$. Furthermore, it satisfies

$$\Pi \circ \Sigma_{E_\ell} \circ \Xi_\ell = \mathbb{1}_E \text{ i.e. } \Xi_\ell = \left(\Pi \circ \Sigma_{E_\ell} \right)^{-1}.$$

Observe that we have

$$\begin{aligned} \Xi_\ell^* x^\mu &= x^\mu, & \Xi_\ell^* \xi^a &= \xi^a, \\ \Xi_\ell^* dx^\mu &= dx^\mu, & \Xi_\ell^* d\xi^a &= d\xi^a. \end{aligned}$$

Lastly, define $\Omega \in \Gamma\Lambda^{2n-1}U$ by

$$\Omega = dx^0 \wedge \dots \wedge dx^{n-1} \wedge d\xi^1 \wedge \dots \wedge d\xi^{n-1}.$$

First observe that $d\theta^+ = 0$ since the exterior derivative commutes with the pullback. Notice also that $i_{\mathcal{R}} \theta^+ = 0$ since $\Pi_* \mathcal{R} = 0$ we have

$$i_{\mathcal{R}} \theta^+ = i_{\mathcal{R}} \Pi^* \theta_E = \Pi^* \left(i_{\Pi_* \mathcal{R}} \theta_E \right) = 0.$$

To see that $i_W \theta^+ = 0$ define coordinate functions y^0, \dots, y^{2n-2} as $y^k = x^k$ for $0 \leq k \leq n-1$, $y^k = v^{k-n+1}$ for $n \leq k \leq 2n-2$. Hence (y^0, \dots, y^{2n-2}) is a coordinate system for E while $(\ell, y^0, \dots, y^{2n-2})$ is a coordinate system for U^+ . With appropriate domains $y^k = \Pi^* y^k$ and $y^k = \Sigma_E^* y^k$. Hence for $\Sigma_E \circ \Pi : U^+ \rightarrow U^+$ we have $(\Sigma_E \circ \Pi)^*(y^k) = y^k$. Thus $\Omega = dy^0 \wedge \dots \wedge dy^{2n-2}$. Also,

$$(\Sigma_E \circ \Pi)^* f = f \quad \text{and} \quad (\Sigma_E \circ \Pi)^* i_k^{(y)} \Omega = i_k^{(y)} \Omega$$

where f is a scalar which such that $\mathcal{R} \langle f \rangle = 0$, so it is a function only of (y^0, \dots, y^{2n-2}) .

Since we have, for any $\underline{v} \in E$,

$$W|_{\lambda \underline{v}} \langle y^k \rangle = \lambda W|_{\underline{v}} \langle y^k \rangle$$

by eq. (89). Thus for $\underline{v} \in E$ (and $\lambda \underline{v} \in E_\lambda$ we have

$$\begin{aligned} \left(\Xi_\lambda^* \left(i_{W_{E_\lambda}} dy^k \right) \right) \Big|_{\underline{v}} &= \Xi_\lambda^* \left(\left(i_{W_{E_\lambda}} dy^k \right) \Big|_{\lambda \underline{v}} \right) \\ &= i_{W_{E_\lambda}} dy^k \Big|_{\lambda \underline{v}} \\ &= \lambda i_{W_E} dy^k \Big|_{\underline{v}} \\ &= \lambda i_{W_E} \Xi_\lambda^* \left(dy^k \Big|_{\lambda \underline{v}} \right) \\ &= \left(\lambda i_{W_E} \Xi_\lambda^* \left(dy^k \right) \right) \Big|_{\underline{v}}. \end{aligned}$$

Since this is true for any $\underline{v} \in E$ we have (for $dy^k \in \Gamma\Lambda^1 E_\lambda$)

$$\Xi_\lambda^* \left(i_{W_{E_\lambda}} dy^k \right) = \lambda i_{W_E} \Xi_\lambda^* dy^k.$$

It follows that

$$\lambda i_{W_E} \Xi_\lambda^* \Sigma_{E_\lambda}^* \Omega = \Xi_\lambda^* \left(i_{W_{E_\lambda}} \Sigma_{E_\lambda}^* \Omega \right).$$

Since θ_E is an $(2n-2)$ -form on a $(2n-1)$ -dimensional manifold E , with coordinates (y^0, \dots, y^{2n-2}) we may write

$$\theta_E = \theta_E^k i_k^{(y)} \Sigma_E^* \Omega,$$

where $\theta_E^\mu = \theta_E^\mu(y^0, \dots, y^{2n-2})$. Thus we can extend θ_E^μ to a scalar field on U^+ so that $\mathcal{R}\langle \theta_E^k \rangle = 0$. Also $\theta_E^k = \Pi^* \theta_E^k = \Xi_\ell^* \theta_E^k$ for the appropriate domains.

$$\begin{aligned} \theta^+ &= \Pi^* \theta_E \\ &= \Pi^* \left(\theta_E^k i_k^{(y)} \Sigma_E^* \Omega \right) \\ &= \Pi^* \theta_E^k (\Sigma_E \circ \Pi)^* \left(i_k^{(y)} \Omega \right) \\ &= \theta_E^k i_k^{(y)} \Omega. \end{aligned}$$

We then have for each λ

$$\begin{aligned} \Xi_\lambda^* \left(\Sigma_{E_\lambda}^* (i_W \theta^+) \right) &= \Xi_\lambda^* \left(i_{W_{E_\lambda}} \Sigma_{E_\lambda}^* \Pi^* \theta_E \right) \\ &= \Xi_\lambda^* \left(i_{W_{E_\lambda}} \Sigma_{E_\lambda}^* \Pi^* \left(\theta_E^k i_k^{(y)} \Sigma_E^* \Omega \right) \right) \\ &= -\theta_E^k i_k^{(y)} \Xi_\lambda^* \left(i_{W_{E_\lambda}} \Sigma_{E_\lambda}^* \Pi^* \Sigma_E^* \Omega \right) \\ &= -\theta_E^k i_k^{(y)} \Xi_\lambda^* \left(i_{W_{E_\lambda}} \Sigma_{E_\lambda}^* \Omega \right) \\ &= -\lambda \theta_E^k i_k^{(y)} i_{W_E} \Xi_\lambda^* \left(\Sigma_{E_\lambda}^* \Omega \right) \\ &= \lambda i_{W_E} \Xi_\lambda^* \left(\theta_E^k i_k^{(y)} \Sigma_{E_\lambda}^* \Omega \right) \\ &= \lambda i_{W_E} \Xi_\lambda^* \left(\Sigma_{E_\lambda}^* \Pi^* \left(\theta_E^k i_k^{(y)} \Sigma_E^* \Omega \right) \right) \\ &= \lambda i_{W_E} \Xi_\lambda^* \left(\Sigma_{E_\lambda}^* \Pi^* \theta_E \right) \\ &= \lambda i_{W_E} \theta_E = 0 \end{aligned}$$

Since Ξ_λ is bijective we have $\Sigma_{E_\lambda}^* (i_W \theta^+) = 0$. In order to see that this implies $i_W \theta^+ = 0$, observe the following result:

$$\begin{aligned} \text{Given } \alpha \in \Gamma \Lambda^{2n-3} U^+, \text{ if } i_{\mathcal{R}} \alpha = 0 \\ \text{and } \Sigma_{E_\lambda}^* \alpha = 0 \text{ for each } \lambda > 0, \text{ then } \alpha = 0. \end{aligned}$$

This follows since $i_{\mathcal{R}} \alpha = 0$, we may write $\alpha = \alpha^{kj} i_k^{(y)} i_j^{(y)} \Omega$. For any $\lambda > 0$, $0 = \Sigma_{E_\lambda}^* \alpha = \Sigma_{E_\lambda}^* (\alpha^{kj}) i_k^{(y)} i_j^{(y)} \Sigma_{E_\lambda}^* \Omega$. Since the form on the RHS is nonzero we must have $\Sigma_{E_\lambda}^* (\alpha^{kj}) = 0$ for all $\lambda > 0$. Since U^+ is the union of E_λ then $\alpha^{kj} = 0$. It follows that (Ψ, θ^+) satisfy the transport equations on U^+ . \square

Lemma 4.6. *Given a kinematic domain E and particle densities θ_E and θ where θ is future pointing satisfying the relevant transport equations, then eq. (86) holds if and only if eq. (88) holds.*

Proof. First suppose that $\theta^+ = \Pi^* \theta_E$. We have

$$\Sigma_E^* \theta^+ = \Sigma_E^* \Pi^* \theta_E = (\Pi \circ \Sigma_E)^* \theta_E = \theta_E.$$

Suppose we now have $\theta_E = \Sigma_E^* \theta^+$. Define a coordinate system (ℓ, y^k) in the same way as in the proof for lemma 4.5, so that $(\Sigma_E \circ \Pi)^* y^k = y^k$. Since $d\theta^+ = 0$ and $i_{\mathcal{R}} \theta^+ = 0$ we have

$$\theta^+ = \theta^k i_k^{(y)} \Omega_X, \quad \theta^+ = \theta^+(y^0, \dots, y^{2n-2}),$$

where $\Omega_X = dy^0 \wedge \dots \wedge dy^{2n-2}$. We then have

$$\begin{aligned} \Pi^* \theta_E &= \Pi^* \Sigma_E^* \theta^+ = \Pi^* \Sigma_E^* \left(\theta^k i_k^{(y)} \Omega_X \right) \\ &= \theta^k (\Sigma_E \circ \Pi)^* \left(i_k^{(y)} \Omega_X \right) \\ &= \theta^k i_k^{(y)} \Omega_X = \theta^+. \end{aligned}$$

\square

4.3 The current associated with the particle density form

For a populated system on E , (W_E, θ_E) we construct the current J_E associated with θ_E by integrating θ_E over each fibre. In differential geometry, this integration can be expressed very naturally using the language of de Rham push forwards. The conservation of the charge $dJ_E = 0$ follows from the transport equation $d\theta_E = 0$ and the fact the the exterior derivative commutes with the de Rham push forward.

For the populated system on U , it is necessary introduce a support 1-form χ , so as to define the current. It is then necessary to show that the result is independent of the choice of this support 1-form, and the charge is conserved.

Definition 4.7 (Integration along a fibre). Let $\pi : K \rightarrow M$ where K is an oriented k -dimensional vector bundle over M . A form $\alpha \in \Gamma \Lambda^q K$ (for $n \leq k \leq 2n$) is said to have vertical compact support if for each $p \in M$ the restriction $\alpha|_{\pi^{-1}(p)}$ has compact support. Given a form with vertical compact support $\alpha \in \Gamma \Lambda^q K$ the *integral along the fibre* (otherwise known as the deRham pushforward) $\pi_\# \alpha \in \Gamma \Lambda^{n-r} M$ is defined by

$$\int_K \pi^* \beta \wedge \alpha = \int_M \beta \wedge \pi_\# \alpha, \quad (90)$$

for all forms $\beta \in \Gamma \Lambda^r M$ with compact support such that $q + r = \dim(K)$. For a comprehensive overview see [26].

Definition 4.8 (Current forms from E). Let U be time orientable, let $E \subset U^+$ be a kinematic domain and let $\theta_E \in \Gamma\Lambda^{2n-2}E$ define a particle density 6-form satisfying the transport equations on E . We define the current $(n-1)$ -form $\mathcal{J}_E \in \Gamma\Lambda^{n-1}M$ by

$$\mathcal{J}_E = \pi_{E\zeta}(\theta_E). \quad (91)$$

Here, $\pi_E : E \rightarrow M$ is the projection from the bundle E to M .

Since the above definition relies on a choice of kinetic domain E , we propose the following generalisation. For this we need to define a support form, which is a 1-form on U .

Definition 4.9 (Support Form). Given any $\underline{u} \in U$ let $\mathfrak{R}_{\underline{u}} = \{\lambda \underline{u} : \lambda > 0\}$ and $\hat{\mathfrak{R}}_{\underline{u}} : \mathbb{R}^+ \hookrightarrow U$. A support form $\chi \in \Gamma\Lambda^1U$ is a 1-form such that for all $\underline{u} \in U$, $\hat{\mathfrak{R}}_{\underline{u}}^*\chi$ has compact support on $\mathfrak{R}_{\underline{u}}$ and satisfies

$$\int_{\mathbb{R}^+} \hat{\mathfrak{R}}_{\underline{u}}^*\chi = 1, \quad (92)$$

for each $\underline{u} \in U$.

Observe that replacing \underline{u} with $\lambda \underline{u}$ for some $\lambda > 0$ does not change the integration in eq. (92). Recall that $\theta|_{\underline{u}}$ may be unrelated to $\theta|_{-\underline{u}}$ and in general both can be non-zero. Thus we need a support form to have support on both $\mathfrak{R}_{\underline{u}}$ and $\mathfrak{R}_{-\underline{u}}$ so that both sides contribute.

Definition 4.10 (Current forms from U). Let $\theta \in \Gamma\Lambda^{2n-2}U$ be a particle density form satisfying the transport equations on U (definition 4.1). The current form on U , $\mathcal{J} \in \Gamma\Lambda^{n-1}M$ is given by

$$\mathcal{J} = \pi_\zeta(\chi \wedge \theta), \quad (93)$$

for any support form $\chi \in \Gamma\Lambda^1U$.

Although we need to impose additional structure through the inclusion of the support form, we may show that the current form from U is independent of our choice of support form.

Lemma 4.11. Let N be an ℓ dimensional manifold, $\alpha \in \Gamma\Lambda^{\ell-1}N$, $\beta \in \Gamma\Lambda^1N$, $t \in \Gamma\Lambda^0N$ and $X \in \Gamma TN$ such that

$$L_X\alpha = 0, \quad i_X\alpha = 0, \quad \text{and} \quad X\langle t \rangle = 1. \quad (94)$$

Let $K_{t_0} = \{p \in N : t|_p = t_0\}$ for some value t_0 and define the embedding $\Sigma_{t_0} : K_{t_0} \hookrightarrow N$. Lastly, let $\eta_p(t)$ denote the integral curve of X passing through p . Then

$$\int_N \alpha \wedge \beta = \int_{p \in K_{t_0}} \Sigma_{t_0}^* \alpha \left(\int_{\mathbb{R}} \eta_p^* \beta \right), \quad (95)$$

provided $\eta_p^*\beta$ has compact support on the domain of each η_p .

Proof. Define a coordinate system on N by $(x^0, \dots, x^{\ell-2}, t)$ such that $X = \partial_t$. Since $i_X\alpha = 0$ it follows that $\alpha = \alpha_0 dx^0 \wedge \dots \wedge dx^{\ell-2}$ for some $\alpha_0 \in \Gamma\Lambda^0N$. Let $\beta_0 = i_X\beta$ then we have

$$\begin{aligned} & \int_N \alpha \wedge \beta \\ &= \int_N \alpha_0 dx^0 \wedge \dots \wedge dx^{\ell-2} \wedge (i_X\beta) dt \\ &= \int_{(x^0, \dots, x^{\ell-2}) \in K_{t_0}} \int_{t \in \mathbb{R}} \alpha_0(x^0, \dots, x^{\ell-2}) dx^0 \wedge \dots \\ & \quad \dots \wedge dx^{\ell-2} \wedge \beta_0(x^0, \dots, x^{\ell-2}, t) dt \\ &= \int_{(x^0, \dots, x^{\ell-2}) \in K_{t_0}} \alpha_0(x^0, \dots, x^{\ell-2}) dx^0 \wedge \dots \wedge dx^{\ell-2} \\ & \quad \int_{t \in \mathbb{R}} \beta_0(x^0, \dots, x^{\ell-2}, t) dt \\ &= \int_{(x^0, \dots, x^{\ell-2}) \in K_{t_0}} \Sigma_{t_0}^* \alpha \int_{t \in \mathbb{R}} \beta|_{(x^0, \dots, x^{\ell-2}, t)} \\ &= \int_{(x^0, \dots, x^{\ell-2}) \in K_{t_0}} \Sigma_{t_0}^* \alpha \left(\int_{\mathbb{R}} \eta_{(x^0, \dots, x^{\ell-2}, t)}^* \beta \right). \end{aligned}$$

□

Lemma 4.12. Let the current $(n-2)$ -form $\mathcal{J} \in \Gamma\Lambda^{n-1}M$ as given by definition 4.10. \mathcal{J} is independent of the choice of support form $\chi \in \Gamma\Lambda^1U$.

Proof. Observe that since θ satisfies the transport equations (definition 3.10) we have $i_{\mathcal{R}}\theta = 0$ and $d\theta = 0$ so $L_{\mathcal{R}}\theta = 0$. It follows that

$$L_{\mathcal{R}}(\pi^*\phi \wedge \theta) = \pi^*(L_{\pi_*\mathcal{R}}\phi) \wedge \theta - \pi^*\phi \wedge L_{\mathcal{R}}\theta = 0,$$

since $\pi_*\mathcal{R} = 0$. We also have $i_{\mathcal{R}}(\pi^*\phi \wedge \theta) = 0$ so we may apply lemma 4.11 in the following way. Let $\eta_{\underline{u}}$ be an integral curve of \mathcal{R} passing through $\underline{u} \in U$ and let $K_{r_0} = \{\underline{u} \in U : r|_{\underline{u}} = r_0\}$ with $\Sigma_{r_0} : K_{r_0} \hookrightarrow U$ for some value r_0 . We then have

$$\begin{aligned} \int_U \pi^*\phi \wedge \theta \wedge \chi &= \int_{\underline{u} \in K_{r_0}} \Sigma_{r_0}^*(\pi^*\phi \wedge \theta) \left(\int_{\mathbb{R}} \eta_{\underline{u}}^* \chi \right) \\ &= \int_{K_{r_0}} \Sigma_{r_0}^*(\pi^*\phi \wedge \theta). \end{aligned}$$

Hence \mathcal{J} is independent of the choice of support form χ . □

Lemma 4.13. The current $(n-2)$ -form on U , $\mathcal{J} = \pi_\zeta(\chi \wedge \theta)$, satisfies the continuity equation

$$d\mathcal{J} = 0. \quad (96)$$

Proof. The exterior derivative commutes with the deRham pushforward and $d\theta = 0$ so we have

$$d\mathcal{J} = d\pi_\zeta(\chi \wedge \theta) = \pi_\zeta(d\chi \wedge \theta).$$

Since \mathcal{J} is independent of our choice of χ by lemma 4.12 it suffices to pick χ such that $d\chi = 0$. By picking $r \in \Gamma\Lambda^0 U$ such that $dr \neq 0$ and $\mathcal{R}\langle r \rangle = 1$ we may define a coordinate system (x^μ, r, y^a) . By choosing

$$\chi = \chi_r(r)dr,$$

where $\chi_r(r)$ is a function in r with compact support (to comply with eq. (92)), we have $d\chi = 0$. \square

Lemma 4.14. *Let U be time orientable, E be a kinematic domain and θ is future time pointing. Let θ and θ_E be related by eq. (86) and eq. (88). The current form from U , $\mathcal{J} \in \Gamma\Lambda^{n-1}M$ (definition 4.10) and the current form from E , $\mathcal{J}_E \in \Gamma\Lambda^{n-1}M$ (definition 4.8), are identical.*

Proof. Let F be the 1-homogeneous kinematic indicator associated with E , define

$$r = \log F,$$

$K_{r_0} = \{\underline{u} \in U : r|_{\underline{u}} = r_0\}$, and $\Sigma_{r_0} : K_{r_0} \hookrightarrow U$. First observe that $E = \bar{K}_0$ and $\mathcal{R}\langle r \rangle = 1$. By application of lemma 4.11 we have for any test form $\phi \in \Gamma_0\Lambda^1 M$,

$$\begin{aligned} \int_U \pi^* \phi \wedge \theta \wedge \chi &= \int_{p \in K_0} \Sigma_0^*(\pi^* \phi \wedge \theta) \left(\int_{\mathbb{R}} \eta_p^* \chi \right) \\ &= \int_{K_0} \Sigma_0^*(\pi^* \phi \wedge \theta) \\ &= \int_E \Sigma_E^*(\pi^* \phi \wedge \theta) \\ &= \int_E \pi_E^* \phi \wedge \theta_E. \end{aligned}$$

Hence for any E , $\mathcal{J} = \mathcal{J}_E$. \square

4.4 Discussion about the Stress-Energy 3-form

Given a kinematic domain E and $\alpha \in \Gamma\Lambda^1 M$ the stress-energy $(n-1)$ -form can be expressed

$$\tau_{E\alpha} = \pi_{E\zeta}(\hat{\alpha}\theta_E), \quad (97)$$

where $\hat{\alpha} \in \Gamma\Lambda^0 U$ is such that for each $\underline{u} \in U$, $\hat{\alpha}|_{\underline{u}} = \alpha : \underline{u}$. The stress-energy 3-form can be converted into the usual stress-energy tensor

$$T_E^{\mu\nu} = \int_E \dot{x}^\mu \dot{x}^\nu f_E \frac{\sqrt{-\det g}}{\dot{x}_0} d^3 \dot{x}, \quad (98)$$

where $d^3 \dot{x} = d\dot{x}^1 \wedge d\dot{x}^2 \wedge d\dot{x}^3$, via

$$T_E^{\mu\nu} = \star(dx^\mu \wedge \tau_{E dx^\nu}) \quad (99)$$

where \star is the Hodge dual. See lemma A.10 in the appendix.

This can be placed on the right hand side of Einstein's equations to complete the Einstein-Vlasov system. To see that the above expression yields the correct relationship for an Einstein-Vlasov system.

Due to the similarities between the definitions of the current $(n-1)$ -form (eq. (91)) and the stress-energy $(n-1)$ -form (eq. (97)), it may be tempting to try and define the stress-energy $(n-1)$ -form on U according to

$$\tau = \pi_\zeta(\chi \wedge \hat{\alpha}\theta). \quad (100)$$

Unfortunately, unlike for \mathcal{J} , the stress-energy $(n-1)$ -form depends on the choice of χ . This is because $d(\hat{\alpha}\theta) \neq 0$, so that lemma 4.14 does not apply. It can also be shown that $\tau_{E\alpha}$, eq. (97), is dependent on the choice of E .

Since the usual stress-energy forms is $\tau_{E_H\alpha}$, this makes the stress-energy tensor a metric quantity. This stress-energy form is needed for the Einstein-Vlasov system. It is still advantageous to use the formalism in this article. First it makes it clear how the Vlasov equations i.e. the Vlasov bivector and the transport equations depend on the metric. This may be less explicit in the usual treatment. This is especially relevant if one need to vary the metric, as is done in [27], for instance.

Another use, of our approach, is when considering non-metric compatible connections. As stated the trajectories no longer remain on E_H , fig. 2. However using the the Vlasov bivector and the particle density form θ , this is no longer a problem. After calculating θ , one can choose E_H to calculate $\tau_{E_H\alpha}$.

It is an open question to see if an object similar to the stress-energy form can be defined which does not depend on the choice of E or χ .

5 Conclusion

In this article we presented an alternative way of representing the Vlasov equation, which did not rely on a kinematic domain. This corresponds to not prescribing a parameterisation for the underlying 2nd order ODE. For this we had to use many new concepts not normally associated with the Vlasov equation: We replaced 1-dimensional prolongations of trajectories on E , with 2-dimensional leaves on U ; the Vlasov vector field with a Vlasov bivector, and extended the particle density form from E to U . We give the formula for the current form on M which depends only on the particle density form. We also give the formula for the stress-energy forms, which depend both on the particle density form and the choice of kinematic domains, or

alternatively the support form χ . Using the stress-energy forms, we can investigate the full Einstein-Vlasov system. In order to do this we have summarised the results for the standard Vlasov equation and given the relationship to sprays and semi-sprays.

This approach has a number of advantages detailed in the introduction section 1.2. These include wider applicability such as not requiring time orientation, non-metric compatible connections and pre-metric electrodynamics. Another advantage is that the formula for going from one kinematic domain to another falls out trivially.

There are a number of applications for this approach. One can investigate the Vlasov equation for lightlike particles. This will enable one to extend the ultra-relativistic approximation [5] from fluids to the Vlasov equation. This is particularly relevant when considering particles in particle accelerators as well as astrophysical plasmas near black holes and neutron stars.

There is clearly a deep relationship between the work presented here and the idea of trajectory and solutions of 2nd order ODEs which do not have a parameter prescribed. In a follow-up article, we show how to define such trajectories and their connection to the leaves of the Vlasov bivector.

Other directions one may consider are to look at the relationship of this work with jet bundles and Finsler geometry. One can also look at how to generalise the Vlasov equation and the Boltzmann equation. In this latter case we replace the transport equation eq. (83), with Null(Ψ , θ) and $d\pi_c\theta = 0$.

In summary we argue that the Vlasov bivector is the fundamental object to describe kenetic system, since it is invariant under reparameterisation.

A Appendices

A.1 Sprays and Semi-Sprays

Vlasov fields can be formulated in terms of sprays and semi-sprays. For a detailed discussion of sprays the reader is directed towards [20] and [28]. For our purposes we define a spray as follows.

Definition A.1 (Spray). A *spray* on a smooth manifold N is a smooth vector field $X \in \Gamma T(\check{T}N)$ which is expressed in local adapted coordinates (x^μ, \dot{x}^μ) as

$$X = \dot{x}^\mu \frac{\partial}{\partial x^\mu} + X^\mu \frac{\partial}{\partial \dot{x}^\mu}, \quad (101)$$

where $X^\mu = X^\mu(x, \dot{x})$ are local functions on $\check{T}N$ satisfying

$$X^\mu|_{\lambda \underline{u}} = \lambda^2 X^\mu|_{\underline{u}}, \quad \lambda > 0, \quad \underline{u} \in \check{T}N. \quad (102)$$

In the case where $\check{T}N$ is a conic bundle this can be shown to be equivalent to definition 2.3.

The trajectories of a spray are defined in the same way as described in section 2.3, satisfying the equation

$$\frac{d^2 C^\mu}{dt^2} = X^\mu \left(C^\mu(t), \frac{dC^\mu}{dt} \right). \quad (103)$$

Definition A.2 (Projectively related Sprays). Two sprays X and \hat{X} are *projectively related* if they have the same trajectories as point sets. That is, if $C(t)$ is a trajectory of X , then there exists a reparameterisation $t = t(s)$ such that $C(s) := C(t(s))$ is a geodesic of \hat{X} (and vice versa).

Lemma A.3. *Two sprays X and \hat{X} are projectively related if and only if there exists a 1-homogeneous scalar field $k \in \Gamma \Lambda^0(\check{T}N)$ such that*

$$\hat{X} = X + k\mathcal{R}, \quad (104)$$

where \mathcal{R} is the radial vector field on $\check{T}N$.

Proof. See Z. Shen, Differential Geometry of Spray and Finsler Spaces, pages 173-174 [20]. lemma 2.17 \square

In the literature a semi-spray is defined similarly to a spray on $\check{T}N$, only without the homogeneity property. For our purposes however, it is productive to define sprays on some hypersurface $K \subset \check{T}N$. We restrict our attention to hypersurfaces defined similarly to lab time bundles.

Definition A.4 (Semi-Spray). Given $s \in \Gamma \Lambda^0 N$ let $K = \{\underline{u} \in \check{T}N : \dot{s}|_{\underline{u}} = 1\}$. A *semi-spray* $X_K \in \Gamma \check{T}K$ is a vector field given by

$$X_K = \frac{\partial}{\partial s} + \dot{x}^a \frac{\partial}{\partial x^a} + X_K^a(s, x^a, \dot{x}^a) \frac{\partial}{\partial \dot{x}^a}. \quad (105)$$

Unlike a spray, there are no homogeneity conditions on X_K^a . The semi-spray X_K corresponds to a set of ordinary differential equations locally expressed as

$$\frac{d^2 f^a}{ds^2} = X_K^a \left(s, f^a, \frac{df^a}{ds} \right). \quad (106)$$

Similarly to the case with a spray, $f(s)$ is a solution to eq. (106) if and only if its lift $\check{f}(s) = (1, f^a(s), df^a(s)/ds)$ is an integral curve of X_K .

Observe that in the case where $K = E_s \subset U$, we may identify eq. (105) with eq. (35), a Vlasov field on a lab time bundle (eq. (3)).

Given such a semi-spray on K we may construct a spray on $\check{T}N$ and vice versa. The full details of the lemma can be found in [20]. An example of this lemma in action is given below. If we are given a semi-spray determined by coefficients X_K^a over K (equipped with a choice of parameterisation s) then we may construct a spray over $\check{T}N$ with the following coefficients

$$\begin{cases} X^0(x, \dot{x}) = 0 \\ X^a(x, \dot{x}) = \dot{x}^0 \dot{x}^0 X_K^a(x^0, x^a, \dot{x}^a/\dot{x}^0), \end{cases} \quad (107)$$

where $s = x^0$. Note that under this construction, X_K is induced by X . This is an example of the quadratic extension described in lemma 2.12. The freedom to choose X^0 in eq. (107) roughly corresponds to the freedom to reparametrise the spray according to eq. (104). In the instance where we restrict ourselves to a Vlasov field on a lab time then section 2.2 can be identified with eq. (107).

A.2 Auxiliary Proofs

Lemma A.5. *Let $X \in \Gamma TN$, $f \in \Gamma \Lambda^0 N$ such that $df \neq 0$, and $f^{-1}\{0\} = K \subset N$ with $\Sigma_K : K \hookrightarrow N$. We have that $X|_K \langle f \rangle = 0$ if and only if there exists a unique $Y \in \Gamma TK$ such that $X|_K = \Sigma_{K*} Y$ (i.e. X is tangent to K).*

Proof. Suppose X is tangent to K then we have

$$X|_K \langle f \rangle = \Sigma_{K*} Y \langle f \rangle = Y \langle f \circ \Sigma_K \rangle = Y \langle 0 \rangle = 0.$$

Suppose now that $X|_K \langle f \rangle = 0$. If a suitable vector field exists it is unique by the injectivity of Σ_K . Let ℓ be the dimension of N . Since $df \neq 0$ there exists a local coordinate system $\{x^0 = f, x^1, \dots, x^{\ell-1}\}$ where we may express X as $X = X^\mu \partial_\mu^{(x)}$, where $\mu = 0, \dots, \ell-1$. Since $X \langle f \rangle = 0$, we have $X^0 = X \langle x^0 \rangle = 0$. In this coordinate system we also have $\Sigma_K : (x^0, \dots, x^{\ell-1}) \mapsto (0, x^1, \dots, x^{\ell-1})$. This allows us to define a vector field $Y \in \Gamma TK$ where locally $Y = Y^a \partial_a^{(x)}$, $Y^a = \Sigma_K^* X^a$, for $a = 1, \dots, \ell-1$. It follows that $X|_K = \Sigma_{K*} Y$ and hence X is tangent to K . \square

Lemma A.6. *Given a spacetime manifold M with a pseudo-Riemann metric g , there exists a Vlasov field $W \in \Gamma TU$ constructed from a force equation involving a non-metric compatible connection $\hat{\nabla}$ i.e. in local coordinates (x, \dot{x}) ,*

$$\begin{aligned} \hat{\nabla}_{\dot{C}} \dot{C} &= \widetilde{i_{\dot{C}} \mathcal{F}}, \\ W &= \dot{x}^\mu \partial_\mu^{(x)} + \left(g^{\mu\nu} \mathcal{F}_{\nu\rho} \dot{x}^\rho - \hat{\Gamma}_{\rho\nu}^\mu \dot{x}^\nu \dot{x}^\rho \right) \partial_\mu^{(\dot{x})}, \end{aligned} \quad (108)$$

where $\dot{C} = C_*(\partial_\tau)$ and τ is the chosen parameterisation of the trajectories, such that the integral curves of W will not lie on E_H .

Proof. Let ∇ denote the Levi-Civita connection built from g . Since $\hat{\nabla}$ is non-metric compatible, it has non-vanishing non-metricity:

$$\hat{Q} = \hat{\nabla} g \neq 0.$$

Letting F_H denote the kinematic indicator of E_H . We observe that W is not tangent to E_H since there exists \dot{C} such

that

$$\begin{aligned} W|_{\dot{C}} \langle F_H \rangle &= \dot{C}_*(\partial_\tau) \langle F_H \rangle = \partial_\tau \langle F_H \circ \dot{C} \rangle \\ &= \partial_\tau C^*(g(\dot{C}, \dot{C})) = \dot{C} \langle g(\dot{C}, \dot{C}) \rangle \\ &= \hat{\nabla}_{\dot{C}} \langle g(\dot{C}, \dot{C}) \rangle = \hat{Q}(\dot{C}, \dot{C}, \dot{C}) + g(\hat{\nabla}_{\dot{C}} \dot{C}, \dot{C}) \\ &= \hat{Q}(\dot{C}, \dot{C}, \dot{C}) + g(\widetilde{i_{\dot{C}} \mathcal{F}}, \dot{C}) \\ &= \hat{Q}(\dot{C}, \dot{C}, \dot{C}) + i_{\dot{C}} i_{\dot{C}} \mathcal{F} \\ &= \hat{Q}(\dot{C}, \dot{C}, \dot{C}) \neq 0, \end{aligned}$$

where τ is a parameter and $\dot{C} = C_*(\partial_\tau)$. Hence W is not tangent to E_H by lemma A.5, and consequently, its integral curves will not remain on E_H . Conversely, if we replace $\hat{\nabla}$ with the Levi-Civita connection ∇ in eq. (108), then we may see that $W|_{\dot{C}} \langle F_H \rangle = 0$ since $\nabla g = 0$. Hence W is tangent to E_H and consequently its integral curves are confined to E_H . \square

Lemma A.7. *Let M be a Minkowsky spacetime manifold of dimension 2 and let $s \in \Gamma \Lambda^0 M$ define a lab time function such that E_s defines a lab time bundle (see eq. (3)). The null geodesics parametrised by the induced lab time coordinate in general do not satisfy the geodesic equation. Consequently, the prolongations of lab time parametrised curves must be expressed in terms of the pre-geodesic equation.*

Proof. Let $C : I \hookrightarrow M$ be a trajectory parametrised by $\tau \in \Gamma \Lambda^0 I$. Then the prolongation satisfies

$$\dot{C} = C_*(\partial_\tau), \quad \dot{C} \langle s \rangle = \frac{d(s \circ C)}{d\tau} = 1.$$

Let (t, x) define coordinates on M . Null trajectories in Minkowsky spacetime form straight lines, for example,

$$(t \circ C)(\tau) = (x \circ C)(\tau).$$

The trajectory above satisfies

$$\begin{aligned} \frac{\partial(s \circ C)}{\partial \tau} &= \frac{\partial(x \circ C)}{\partial \tau} \frac{\partial s}{\partial x} + \frac{\partial(t \circ C)}{\partial \tau} \frac{\partial s}{\partial t} \\ &= \frac{\partial(x \circ C)}{\partial \tau} \left(\frac{\partial s}{\partial x} + \frac{\partial s}{\partial t} \right) = 1 \end{aligned}$$

By defining $X = x \circ C$ and $T = t \circ C$ we can write

$$\begin{aligned} \dot{X} &= \left(\frac{\partial s}{\partial x} + \frac{\partial s}{\partial t} \right)^{-1} \frac{\partial}{\partial x}, \\ \dot{T} &= \left(\frac{\partial s}{\partial x} + \frac{\partial s}{\partial t} \right)^{-1} \frac{\partial}{\partial t}. \end{aligned}$$

It follows that

$$\nabla_{\dot{X}} \dot{X} \langle s \rangle = \frac{d}{d\tau} \left(\frac{\partial s}{\partial x} + \frac{\partial s}{\partial t} \right)^{-1} \frac{\partial s}{\partial x} \neq 0,$$

in general since there is no specific relationship between s and t, x . The same result follows for \dot{T} . Hence the null trajectories parametrised by the lab time function cannot obey the geodesic equation, they must obey a pre-geodesic equation.

If however we choose to parametrise the null geodesics by the Minkowsky coordinate t then the above equation does satisfy $\nabla_{\dot{X}} \dot{X} = \nabla_{\dot{T}} \dot{T} = 0$. \square

Lemma A.8. *Two pairs of vector fields, $X_1, X_2 \in \Gamma TN$ and $Y_1, Y_2 \in \Gamma TN$, are specially related if and only if $X_1 \wedge X_2 = Y_1 \wedge Y_2$.*

Proof. Let X_1, X_2 and Y_1, Y_2 be specially related. We then have

$$\begin{aligned} X_1 \wedge X_2 &= (\alpha Y_1 + \beta Y_2) \wedge (\gamma Y_1 + \delta Y_2) \\ &= \alpha \delta Y_1 \wedge Y_2 + \beta \gamma Y_2 \wedge Y_1 \\ &= (\alpha \delta - \beta \gamma) Y_1 \wedge Y_2 \\ &= Y_1 \wedge Y_2. \end{aligned}$$

Suppose $X_1 \wedge X_2 \neq 0$ then there exists a basis $\{X_1, \dots, X_n\}$ such that $X_i \wedge X_j \neq 0$ for $i \neq j$, $i, j = 1, \dots, n$. We may then express

$$Y_1 = \alpha^i X_i, \quad Y_2 = \beta^i X_i,$$

for scalar fields $\alpha^i, \beta^i \in \Gamma \Lambda^0 N$.

Hence, if we have $X_1 \wedge X_2 = Y_1 \wedge Y_2$, we observe that

$$\begin{aligned} X_1 \wedge X_2 &= Y_1 \wedge Y_2 \\ &= \alpha^i X_i \wedge \beta^j X_j \\ &= (\alpha^1 \beta^2 - \alpha^2 \beta^1) X_1 \wedge X_2. \end{aligned}$$

It follows that $\alpha^1 \beta^2 - \beta^1 \alpha^2 = 1$. It remains to be shown that the other coefficients (α^i, β^i for $i > 2$) vanish. Since the coefficients of the terms $X_i \wedge X_j$ for i or $j > 2$ are vanishing, we have $\alpha^i \beta^j - \alpha^j \beta^i = 0$ for i or $j > 2$. We have the following set of equations:

$$\alpha^i \beta^j = \beta^i \alpha^j, \quad \text{for } i, j > 2, \quad (109)$$

$$\alpha^1 \beta^j = \alpha^j \beta^1, \quad \text{for } j > 2, \quad (110)$$

$$\alpha^2 \beta^j = \alpha^j \beta^2, \quad \text{for } j > 2. \quad (111)$$

Define column vectors

$$A = \begin{pmatrix} \alpha^3 \\ \vdots \\ \alpha^n \end{pmatrix}, \quad B = \begin{pmatrix} \beta^3 \\ \vdots \\ \beta^n \end{pmatrix}.$$

These column vectors satisfy the following relations

$$\alpha^1 B = \beta^1 A, \quad \text{by eq. (110),} \quad (112)$$

$$\alpha^2 B = \beta^2 A, \quad \text{by eq. (111).} \quad (113)$$

By multiplying eq. (112) by β^2 and then applying eq. (113) we observe that

$$\begin{aligned} \beta^2 \alpha^1 B &= \beta^2 \beta^1 A = \beta^1 (\beta^2 A) = \beta^1 (\alpha^2 B) \\ \implies 0 &= (\beta^2 \alpha^1 - \beta^1 \alpha^2) B = B. \end{aligned} \quad (114)$$

Since at least one of β^1, β^2 is non-zero we must also have $A = 0$ by eq. (112) or eq. (113). Hence X_1, X_2 and Y_1, Y_2 are specially related. \square

Lemma A.9. *If a bivector $\Phi \in \Gamma \mathcal{B}^2(N)$ is integrable then for any representation $\Phi = X \wedge Y$, $X, Y \in \Gamma TN$, we have*

$$[X, Y] = \alpha X + \beta Y, \quad (115)$$

for some $\alpha, \beta \in \Gamma \Lambda^0 N$.

Proof. Since Φ is integrable there exists $V, Z \in \Gamma TN$ such that $\Phi = V \wedge Z$ and $[V, Z] = \gamma V + \delta Z$. Let Φ have another representation $\Phi = X \wedge Y$. By lemma 3.6 there exist scalar field $\lambda, \sigma, \rho, \kappa \in \Gamma \Lambda^0 N$ such that

$$\begin{aligned} X &= \lambda V + \sigma Z \\ Y &= \rho V + \kappa Z. \end{aligned}$$

The Lie bracket of X and Y satisfies

$$\begin{aligned} [X, Y] &= [\lambda V + \sigma Z, \rho V + \kappa Z] \\ &= [\lambda V, \rho V] + [\lambda V, \kappa Z] + [\sigma Z, \rho V] + [\sigma Z, \kappa Z]. \end{aligned}$$

Consider a term containing V and Z e.g.

$$\begin{aligned} [\lambda V, \kappa Z] &= \lambda V \langle \kappa \rangle Z - \kappa Z \langle \lambda \rangle V + \lambda \kappa [V, Z] \\ &= (\lambda \kappa \gamma - \kappa Z \langle \lambda \rangle) V + (\lambda \kappa \delta + \lambda V \langle \kappa \rangle) Z. \end{aligned}$$

Consider a term containing two of the same types e.g.

$$\begin{aligned} [\lambda V, \rho V] &= \lambda V \langle \rho \rangle V - \rho V \langle \lambda \rangle V + \lambda \rho [V, V] \\ &= \lambda V \langle \rho \rangle V - \rho V \langle \lambda \rangle V. \end{aligned}$$

Hence we may write

$$\begin{aligned} [X, Y] &= \lambda V \langle \rho \rangle V - \rho V \langle \lambda \rangle V \\ &\quad + (\lambda \kappa \gamma - \kappa Z \langle \lambda \rangle) V + (\lambda \kappa \delta + \lambda V \langle \kappa \rangle) Z \\ &\quad + (\sigma \rho \gamma - \rho V \langle \sigma \rangle) Z + (\sigma \rho \delta + \sigma Z \langle \rho \rangle) V \\ &\quad + \sigma Z \langle \kappa \rangle Z - \kappa Z \langle \sigma \rangle Z \\ &= (\lambda V \langle \rho \rangle - \rho V \langle \lambda \rangle + \lambda \kappa \gamma \\ &\quad - \kappa Z \langle \lambda \rangle + \sigma \rho \delta + \sigma Z \langle \rho \rangle) V \\ &\quad + (\sigma Z \langle \kappa \rangle - \kappa Z \langle \sigma \rangle + \lambda \kappa \delta \\ &\quad + \lambda V \langle \kappa \rangle + \sigma \rho \gamma - \rho V \langle \sigma \rangle) Z \\ &= \gamma' V + \delta' Z \end{aligned}$$

There exist $\lambda', \sigma', \rho', \kappa'$ such that

$$\begin{aligned} V &= \lambda' X + \sigma' Y \\ Z &= \rho' X + \kappa' Y. \end{aligned}$$

These are guaranteed to exist since $\lambda\kappa - \sigma\rho = 1$. It follows that

$$[X, Y] = (\gamma'\lambda' + \delta'\rho')X + (\gamma'\sigma' + \delta'\kappa')Y.$$

□

Lemma A.10. *Let (M, g) be a spacetime manifold, let E be a kinematic domain with a local coordinate system (x^μ, \dot{x}^a) , let Ω_E be the volume form as given by eq. (59), and let θ_E be a particle density form built from Ω_E . The stress-energy 3-form $\tau_{E\alpha}$ eq. (97) is equivalent to the Vlasov-Einstein stress-energy tensor eq. (98).*

Proof. First observe that $\widehat{dx}^\mu|_{\underline{u}} = dx^\mu : \underline{u} = u^\mu = \dot{x}^\mu|_{\underline{u}}$. We may write θ_E as

$$\theta_E = f_E i_{W_E} \Omega_E = f_E \dot{x}^\mu i_\mu^{(x)} \Omega_E + f_E \varphi_E^a i_a^{(x)} \Omega_E,$$

where $\varphi_E^a = W_E \langle \dot{x}^a \rangle$. Here we use the coordinate-based definition for the deRham pushforward as seen in [29]. Since only forms with maximal degree in the fibre coordinates contribute to the deRham pushforward we have

$$\begin{aligned} (dx^\mu \wedge \tau_{E dx^\nu})|_p &= dx^\mu \wedge \pi_\zeta(\widehat{dx}^\nu \theta_E)|_p \\ &= -(dx^\mu \wedge i_\rho^{(x)} d^4 x)|_p \int_{E_p} \widehat{dx}^\nu \dot{x}^\rho f_E \frac{\det(g)}{\dot{x}_0} d^3 \dot{x} \\ &= -d^4 x|_p \int_{E_p} \dot{x}^\mu \dot{x}^\nu f_E \frac{\det(g)}{\dot{x}_0} d^3 \dot{x}. \end{aligned}$$

Since $\star 1 = \sqrt{\det(g)} d^4 x$ and $\star \star 1 = -1$ we have for each $p \in M$

$$\star (dx^\mu \wedge \tau_{E dx^\nu})|_p = \int_{E_p} \dot{x}^\mu \dot{x}^\nu f_E \frac{\sqrt{\det(g)}}{\dot{x}_0} d^3 \dot{x},$$

so that eq. (98) holds. □

Acknowledgements

The authors are grateful for conversions with Dr. Alex Warrick.

Funding

FG is grateful for the support of the Faculty of Science and Technology at Lancaster University. JG is grateful for the support of STFC (the Cockcroft Institute ST/V001612/1).

Author contributions

The writing of this article and the contents herein are credited to F. Gunneberg and J. Gratus with the exception of section 2.6, the calculations in which were performed by H. Stanfield, who also contributed to the preliminary work in section 2.4.

References

- [1] Håkan Andréasson. The Einstein-Vlasov System/Kinetic Theory. *Living Reviews in Relativity*, 14(1):4, May 2011.
- [2] Olivier Sarbach and Thomas Zannias. The geometry of the tangent bundle and the relativistic kinetic theory of gases. *Classical and Quantum Gravity*, 31(8):085013, April 2014. Publisher: IOP Publishing.
- [3] Michael E. Glinsky. A coordinate-free expression of plasma theory, December 2024. arXiv:2412.14383 [physics].
- [4] Alexander Warwick and Jonathan Gratus. Moment tracking and their coordinate transformations for macroparticles with an application to plasmas around black holes. *Plasma Physics and Controlled Fusion*, 66(1):015014, December 2023. Publisher: IOP Publishing.
- [5] D. A. Burton, J. Gratus, and R. W. Tucker. Asymptotic analysis of ultra-relativistic charge. *Annals of Physics*, 322(3):599–630, March 2007.
- [6] Ricardo Gallego Torromé. On the effect of the maximal proper acceleration in the inertia. *Proceedings of the Royal Society A: Mathematical, Physical and Engineering Sciences*, 480(2300):20230876, 2024.
- [7] Ricardo Gallego Torromé. Fiber averaged dynamics associated with the lorentz force equation. *Journal of Geometry and Physics*, 86:43–65, 2014.
- [8] S. L. Ginzburg, V. F. Dyachenko, Yu. N. Orlov, N. N. Fimin, and V. M. Chechetkin. Simulation of collisionless ultrarelativistic electron-proton plasma dynamics in a self-consistent electromagnetic field. *Computational Mathematics and Mathematical Physics*, 56(9):1611–1619, September 2016.
- [9] Friedrich W. Hehl and Yuri N. Obukhov. *Foundations of Classical Electrodynamics: Charge, Flux, and Metric*. Birkhäuser, Boston, MA, 2003.
- [10] Bernard Jancewicz. Premetric Electrodynamics. *Advances in Applied Clifford Algebras*, 18(3):755–763, September 2008.
- [11] Yakov Itin. Premetric representation of mechanics, electromagnetism and gravity. *International Journal of Geometric Methods in Modern Physics*, 15(supp01):1840002, November 2018. Publisher: World Scientific Publishing Co.

- [12] Miguel Angel Javaloyes and Miguel Sánchez. On the definition and examples of cones and Finsler spacetimes. *Revista de la Real Academia de Ciencias Exactas, Físicas y Naturales. Serie A. Matemáticas*, 114(1):30, January 2020. arXiv:1805.06978 [gr-qc].
- [13] Manuel Hohmann, Christian Pfeifer, and Nicoleta Voicu. The kinetic gas universe. *The European Physical Journal C*, 80(9):809, September 2020.
- [14] Bahram Mashhoon. Complementarity of absolute and relative motion. *Physics Letters A*, 126(7):393–399, January 1988.
- [15] Bahram Mashhoon. The hypothesis of locality in relativistic physics. *Physics Letters A*, 145(4):147–153, April 1990.
- [16] Bahram Mashhoon. The Hypothesis of Locality and Its Limitations. In Guido Rizzi and Matteo Luca Ruggiero, editors, *Relativity in Rotating Frames: Relativistic Physics in Rotating Reference Frames*, Fundamental Theories of Physics, pages 43–55. Springer Netherlands, Dordrecht, 2004.
- [17] Bahram Mashhoon. Nonlocal electrodynamics of linearly accelerated systems. *Physical Review A*, 70(6):062103, December 2004. Publisher: American Physical Society.
- [18] Jonathan Gratus. A pictorial introduction to differential geometry, leading to Maxwell’s equations as three pictures, September 2017. arXiv:1709.08492 [physics].
- [19] Manuel Hohmann. Non-metric fluid dynamics and cosmology on Finsler spacetimes. *International Journal of Modern Physics A*, January 2016. Publisher: World Scientific Publishing Company.
- [20] Zhongmin Shen. *Differential Geometry of Spray and Finsler Spaces*. Springer Netherlands, Dordrecht, 2001.
- [21] Serge Lang. Vector Fields and Differential Equations. In Serge Lang, editor, *Fundamentals of Differential Geometry*, pages 66–115. Springer, New York, NY, 1999.
- [22] Aurel Bejancu and Hani Reda Farran. Finsler geometry and natural foliations on the tangent bundle. *Reports on Mathematical Physics*, 58(1):131–146, August 2006.
- [23] Jonathan Gratus. Distributional solutions to the Maxwell-Vlasov equations. *Progress In Electromagnetics Research M*, 13:145–156, 2010. arXiv:0809.2944 [physics].
- [24] A. Noble, D. A. Burton, J. Gratus, and D. A. Jaroszynski. A kinetic model of radiating electrons. *Journal of Mathematical Physics*, 54(4):043101, April 2013.
- [25] Ralph Abraham and Jerrold E. Marsden. *Foundations of Mechanics*. American Mathematical Soc., 2008. Google-Books-ID: YAEKBAAAQBAJ.
- [26] Georges deRham. *Differentiable Manifolds: Forms, Currents, Harmonic Forms*. Springer Science & Business Media, December 2012. Google-Books-ID: Q1XmCAAQBAJ.
- [27] Lars Andersson and Mikołaj Korzyński. Variational principle for the Einstein-Vlasov equations, October 2019. arXiv:1910.12152 [gr-qc] version: 1.
- [28] Radu Miron, Dragos Hrimiuc, Hideo Shimada, and Sorin V. Sabau. *The Geometry of Hamilton and Lagrange Spaces*. Springer Netherlands, Dordrecht, 2002.
- [29] Raoul Bott and Loring W. Tu. *Differential Forms in Algebraic Topology*, volume 82 of *Graduate Texts in Mathematics*. Springer, New York, NY, 1982.