

Efficient Video Neural Network Processing Based on Motion Estimation

Haichao Wang
SIGS, Tsinghua University
Shenzhen, China
hychaowang@outlook.com

Jiangtao Wen
New York University
Shanghai, China
jw9263@nyu.edu

Yuxing Han
SIGS, Tsinghua University
Shenzhen, China
yuxinghan@sz.tsinghua.edu.cn

Abstract

Video neural network (VNN) processing using the conventional pipeline first converts Bayer video information into human understandable RGB videos using image signal processing (ISP) on a pixel by pixel basis. Then, VNN processing is performed on a frame by frame basis. Both ISP and VNN are computationally expensive with high power consumption and latency. In this paper, we propose an efficient VNN processing framework. Instead of using ISP, computer vision tasks are directly accomplished using Bayer pattern information. To accelerate VNN processing, motion estimation is introduced to find temporal redundancies in input video data so as to avoid repeated and unnecessary computations. Experiments show greater than 67% computation reduction, while maintaining computer vision task accuracy for typical computer vision tasks and data sets.

1. Introduction

Video has become a cornerstone of both entertainment and artificial intelligence applications, as a result, computer vision using video neural networks have received great attention. Typically however, even though video consists of a series of highly correlated and high resolution frames, in computer vision, spatial and temporal correlations in video have not been fully utilized to improved the efficeincy and effectiveness of computer vision processing. Rather, when processing video, a frame by frame approach is taken using image-based neural networks [6, 15, 21, 24], which is computational intensive.

Recently, researchers have started to study efficient video neural network processing frameworks [12–14], which can be classified into two types. The first type handles key frames and non-key frames with different resolutions. For example, Accel [10] processes key frames using models with a larger resolution and higher performance, while non-key frames are processed by models at smaller resolution and lower performance. To improve computer vision performance, non-key frame outputs are

enhanced using information from key frames using a compensation module. For videos with limited scene changes, such schemes perform reasonably well, however, redundant calculations still exist.

The second type of frameworks aimed at reducing temporal redundancy. For instance, BlockCopy [19] divides frames into blocks and use a reinforcement learning model to decide whether a non-key frame block should be copied from the co-located block in the key frame or processed by a standard model. By ignoring the differences between current and reference blocks, computer vision performance degrades rapidly as acceleration ratio increases.

The current paper aims at reducing repeated and unnecessary calculations using temporal redundancy, while maintaining computer vision performance by using a temporal motion estimation and predication error compensation framework, similar to video coding [16, 23]. Similar to state-of-the-art video compression standards such as H.264/AVC [20], H.265/HEVC [18], and AV-1 [5], frames are classified into key frames and non-key frames and divided into blocks. Motion estimation searches the most similar blocks between the key frame and non-key frames, whose position differences are recorded as motion vectors. Non-key frames can be predicted from the key frame and motion vectors. The differences between the actual and predicted frames are usually sparse and recorded as residual maps, which are used to correct the predicted frames during motion compensation.

Furthermore, as shown in Figure 1, instead of converting Bayer videos into RGB videos for subsequent processing, we directly using Bayer data.

In summary, we propose an efficient video neural network processing framework. First, the image signal processing module is removed from the pipeline and a neural network is trained directly processing the Bayer videos. Bayer training and testing data were obtained using Inverible-ISP [22], an invertible convolutional network and a differentiable JPEG module. Secondly, motion estimation is adopted to convolution, which is the mainstream architecture in resource-constrained scenarios, to predict the output




Figure 1. Comparison between the traditional pipeline and Bayer-based pipeline which directly process Bayer videos without the image signal processing.

of non-key frames largely from the key frame output by motion vectors, thus reducing the computation redundancy and accelerating the video neural network processing. Moreover, due to the linearity of convolution, predicted output is then compensated with residual maps, ensuring the accuracy of the output.

To accelerate the video neural network processing while maintaining the performance, we propose an efficient video neural network processing based on motion estimation. Our main contributions are as follows:

1. We are the first attempt to introduce motion estimation into efficient video neural network processing.
2. Motion estimation is adopted to convolution for efficient video processing by our proposed VideoConv2d module and MEConv2d module.
3. Image signal processing module is removed from the traditional video processing framework and Bayer videos are directly processed with neural networks.
4. The results demonstrate that our framework significantly accelerates the video neural network processing with minimal performance loss.

2. Related Works

2.1. Efficient Video Neural Network Processing

Video is becoming the most popular data format we use every day, which plays an important role in our daily life and industrial applications. After the success of neural networks, video downstream tasks like video classification, video object detection and video semantic segmentation are processed by video neural networks. However, video neural network processing remains a key problem that yet to be solved. Because video is a sequence of frames in a high frame rate, simply applying image-based neural networks on videos to process all the frames is computationally intensive, constraining the application in real scenarios. To solve the problem of computation, researchers keep looking for efficient frameworks to process video neural networks. Two types of frameworks arise: 1) Use different models for different frame types. 2) Use the similarity between frames to reduce computation redundancy.

The first type of solutions usually proposes multiple models with different scales [7]. For example, Accel [10] uses large-scale model to process key frames and compact model to process non-key frames. After that, a compensation from key frame features is proposed to keep the non-key frame performance. AR-Seg [8] proposes an alter-resolution framework which processes key frames in full resolution and non-key frames in low resolution. Then, it aggregates key frame features into non-key frame features to keep high performance. However, fixed-scale models cannot fit all scenarios, because the model cannot be always small enough. For example, in scenarios with little changes like news programs, only small regions like faces require frequent updates, while most of the scene remains static. Despite this, current frameworks use a model to process the entire scene. Even though the model size is relatively small, it still uses more computational resources than necessary for such situations.

Similarity between frames is recognized by the second type of frameworks. They focus on reduce the computational redundancy across the video sequence. For example, BlockCopy [19] separates the frames into multiple blocks and then uses a policy network based on reinforcement learning to decide whether this block in non-key frame should be copied from the key frame or processed with a neural network. TapLab [4] determines a frame as key or non-key frame dynamically. Key frames are fully processed by the neural network. Regions with little difference are copied from the key frame while regions with larger difference are processed by the neural network. However, when facing large motion or motion not aligned with the blocks in BlockCopy, only little regions of the key frame output are reused in non-key frame processing. Moreover, these framework copies from the key frame but ignore the difference between the matched block. Even if the difference is small, it can still lead to a performance loss.

In conclusion, the existing frameworks cannot meet the demand of both high video neural network processing efficiency and accurate downstream task performance. To solve the problems above, an efficient video neural network processing framework is proposed based on motion estimation, which removes the unnecessary image signal processing module, fully utilize the temporal redundancy for acceleration and achieve accurate results with compensation.

2.2. Motion Estimation

Motion estimation is the key technique to compress the similarity between the key frame and the non-key frames. It describes the changes between two adjacent frames by modeling the motion as motion vectors.

Block matching is one of the common motion estimation methods. Block matching determines motion vectors by finding the most similar block from the key frame af-

ter searching the search region. Popular block matching algorithms include full search, diamond search and three-step search. Full Search [3] is a method that exhaustively searches all possible positions within the defined search region, offering high accuracy but being computationally expensive and generally slower due to the intensive comparisons. Diamond Search [26] optimizes the search process by using a diamond-shaped search pattern, which reduces the number of candidate block locations, providing a balance between accuracy and efficiency. Three-Step Search [11] further improves efficiency by limiting the number of search points, refining the search around the best candidate in three stages.

Through motion estimation, video encoders can effectively reduce redundancies, thereby improving video storage and transmission efficiency. However, video computation remains a problem after the popularity of neural networks. To improve the video neural network processing efficiency, motion estimation is adopted to video neural networks in our proposed framework to reduce the computational redundancy.

3. Methods

Figure 2 shows the overall framework of the proposed method. Image signal processing module is removed and Bayer videos are directly fed into an efficient video neural network. The efficient neural network is designed by replacing standard Conv2d with our VideoConv2d module, which processes key frames and non-key frames with standard Conv2d and MEConv2d module respectively, as shown in the right part of Figure 2.

3.1. Neural Networks for Bayer videos

In the current pipeline for processing video downstream tasks, the steps are as follows: First, light signals are captured from the real scene. Next, Bayer videos are received by the sensor through Bayer filters. Then, Bayer videos are processed into RGB videos suitable for human viewing by the image signal processing module. Finally, neural networks which are trained on RGB videos produce the downstream task results. However, for neural networks, it is unnecessary to process Bayer videos into human-readable RGB videos. Neural network can directly process the Bayer videos. Since the image signal processing module spends too much computation, it can be removed to improve the efficiency of the pipeline.

A new pipeline is designed in this paper, as shown in Figure 2, bypassing the image signal processing module and feeding Bayer videos into the neural networks directly. To train the neural network for Bayer videos, a Bayer-format dataset is built by reversing image signal processing with Invertible-ISP model.

3.2. Efficient Video Convolutional Layer Based on Motion Estimation

A video is composed of consecutive frames at a high frame rate. These frames are divided into groups of equal length L , with each group containing a key frame, followed by non-key frames. Neighboring frames are similar and contain redundant information which is known as temporal redundancy. Videos can be greatly compressed because of the temporal redundancy. Temporal redundancy is utilized by the motion estimation, which models the motion information between frames. The motion information is usually represented as the motion vectors. A frame can be reconstructed by another frame and motion vectors with a degree of error. Residual maps are used to record this error and help reconstruct a precise frame. This process can be expressed as

$$F_P = \text{predict}(F_I, MV) + R \quad (1)$$

where F_I denotes the key frame and F_P denotes the non-key frame. MV means the motion vectors and R is the residual map.

Motion estimation searches the similarity of the frames, which turns a frame into motion vectors and a residual map, reducing lots of redundancy. Based on this concept, motion estimation is introduced into the compression of convolutional operations in this paper since the temporal redundancy also exists in the convolution over neighboring frames. Convolutional operations are linear operations consisting of multiplication and addition. It follows the rule $\text{Conv}(a) = \text{Conv}(a_1) + \text{Conv}(a_2)$ when $a = a_1 + a_2$. Since the non-key frames are disassembled into predicted frames $\text{predict}(F_I, MV)$ and residual maps R according to equation 1, each term can be convolved separately:

$$\text{Conv}(F_P) = \text{Conv}(\text{predict}(F_I, MV)) + \text{Conv}(R) \quad (2)$$

where Conv denotes a convolutional operation.

The motion vectors are calculated from the two input frames, which denotes the position difference between matched block pairs. They can also be used on the output because each block is convolved into the corresponding output pixel. Therefore, non-key frame features can be predicted by the motion vectors. The equation 2 can be transformed into:

$$\text{Conv}(F_P) = \text{predict}(\text{Conv}(F_I), MV) + \text{Conv}(R)$$

where the $\text{Conv}(F_I)$ is already known because the key frame is processed by a standard convolution in advance.

To implement the algorithm above, two modules are proposed for efficient video neural network processing: VideoConv2d and MEConv2d. VideoConv2d module uses video data as the input. The key frame is first processed by a standard convolution layer and its result is used as a reference in

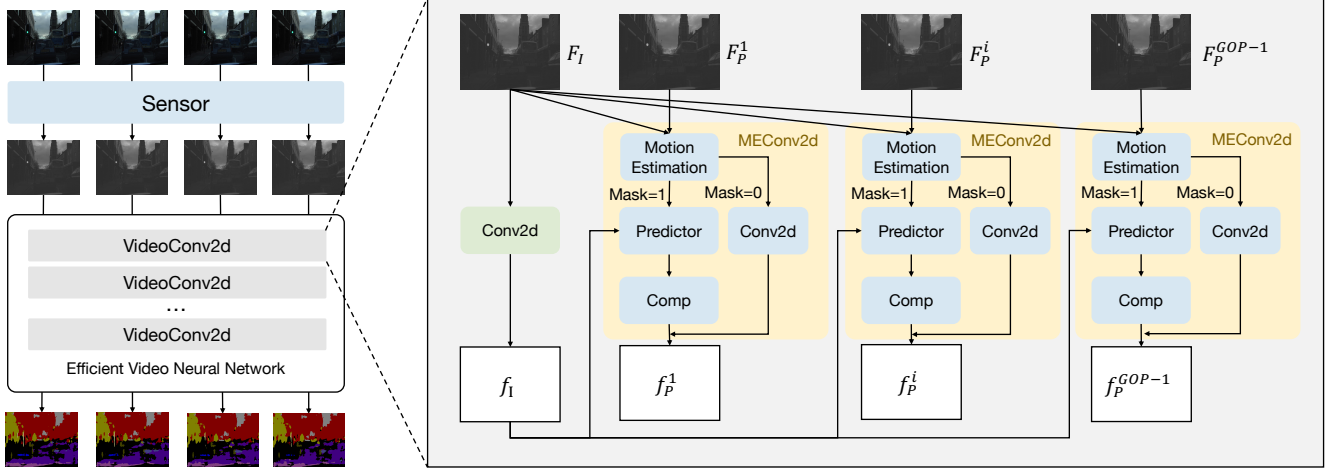


Figure 2. The diagram of our proposed framework.

the process of non-key frames by MEConv2d module. The output of VideoConv2d module is also a video format.

MEConv2d module is illustrated in Algorithm 1. The key frame and a non-key frame are inputted into the MEConv2d. Motion Estimation module uses motion estimation to find the most suitable block from the key frame for blocks in the non-key frames. The position difference between the two matched blocks is recorded as the motion vector on this position. If the most suitable block meets the matching demand, the mask value of this position will be one. Otherwise, the mask value will be set zero. For the $Mask = 0$ part, it is processed by a standard convolution. For the $Mask = 1$ part, the feature of the non-key frame will be copied from the key frame feature with the motion vectors, which is called predicted feature f_P . The difference between the matched block pairs will be recorded in the residual map block R_{ij} . The residual map will be processed into the compensation $Comp$ with a convolution $Conv$. Because the $Comp$ is a sparse data, which contains only a small portion of non-zero numbers, the computation can be greatly reduced by only calculating the non-zero numbers. Moreover, the residual map also has lots of redundancy. Computation can be further compressed by computing same residual blocks only once. At last, the predicted feature $f_P^{predicted}$ and compensation $Comp$ are combined with the unmatched part of output together to get the final output.

3.3. Motion Estimation for Convolution

Motion estimation is the key technique in video coding that help reduce the temporal redundancy. It finds the similarity between adjacent frames and store it once only by matching adjacency frames with blocks as basic units. For each block in a non-key frame, motion estimation searches for the block that has minimal sum of absolute difference (SAD) with the current block from the key frame in a search

Algorithm 1: MEConv2d Module

Input: F_I : Key frame, F_P : Non-key frame, f_I : Key frame output

Output: f_P : Non-key frame output

- 1 **Initialization** ;
 - 2 $MV, Mask, R \leftarrow ME(F_I, F_P)$;
 - 3 **for** $Block[i, j]$ in F_P **do**
 - 4 **if** $Mask[i, j] == 1$ **then**
 - 5 $f_P^{predicted}[i, j] \leftarrow f_I[i + MV_x, j + MV_y]$;
 - 6 $Comp_{ij} \leftarrow Conv(R_{ij})$;
 - 7 $f_P[i, j] \leftarrow f_P^{predicted}[i, j] + Comp$;
 - 8 **else**
 - 9 $f_P[i, j] \leftarrow Conv(Block_{ij})$;
 - 10 **Return:** f_P ;
-

region around the current position. The position difference is recorded as the motion vector MV , where MV_x represents the vertical displacement and MV_y represents the horizontal displacement. The difference between the blocks is recorded as the residual block, which is denoted as $R[i, j]$ in the residual map R . In our proposed framework, motion estimation is brought into convolutional layers to search for the repeated blocks and reduce the computation redundancy.

There are several gaps between the motion estimation block and the convolution kernel settings. Motion estimation usually uses non-overlapping blocks of even sizes, such as 16×16 , while convolution operations generally employ kernels of odd sizes, like 3×3 , where overlap depends on the stride. If the output shape differs from the input shape, the motion vectors derived from inputs may not align with the output. To predict the non-key frame output from




Figure 3. An example of the motion estimation strategy for convolution when search range=1, stride=2, kernel size=3.

the key frame output with motion vectors, it is essential to make sure that each block in non-key frames and each block searched in key frames have its corresponding output pixel.

To fill the gap above, we propose a motion estimation strategy for convolution, combining the motion estimation with convolution’s sliding windows, which is shown in Figure 3. First, block size in motion estimation is set to be the same as the convolutional layer’s kernel size instead of choosing traditional block sizes. Then, stride is brought into the search procedure to make sure every block searched has a corresponding output pixel. Additionally, motion vectors are rescaled by dividing the stride to ensure that the output pixel indicated by the motion vector corresponds to the matched block.

It is worth mentioning that sensor noise will enhance the difference between two blocks. This will cause blocks that should match to be considered mismatches. To address this problem, threshold mechanism is proposed for the residual block to reduce the influence of noise. Residual blocks need to set all the values less than the threshold to zero. Since the goal is to save the computation, sparsity is used as the matching standard to tell whether the blocks are matched.

$$Mask[i, j] = \begin{cases} 1, & Sparsity(R[i, j] > Thres) < 1 \\ 0, & Sparsity(R[i, j] > Thres) = 1 \end{cases}$$

where $Sparsity()$ calculates the sparsity rate of the residual block and $R[i, j] > Thres$ means all the values larger than threshold. The threshold mechanism not only eliminates the effects of noise, but also remove the computation of calculating the noise value in the residual map.

3.4. Acceleration Analysis

Assume the motion estimation search range is R , the match ratio is α , and the residual map’s sparsity factor is β . Input data with shape (C_{in}, H, W) is processed through a 2D convolution layer with C_{out} filters, a kernel size of k , a stride of s , and padding p , resulting in an output shape of $(C_{out}, H_{out}, W_{out})$.

As for standard convolutional layer, the complexity of addition and multiplication is:

$$Conv_{add} = H_{out} \times W_{out} \times C_{in} \times C_{out} \times (k^2 - 1)$$

$$Conv_{mul} = H_{out} \times W_{out} \times C_{in} \times C_{out} \times k^2$$

In Motion Estimation, the number of addition and multiplication operations is:

$$ME_{add} = H_{out} \times W_{out} \times C_{in} \times (2R + 1)^2 \times (k^2 - 1)$$

$$ME_{mul} = 0$$

The computation cost of the convolution for the unmatched part is:

$$Unmatched_{add} = Conv_{add} \times (1 - \alpha)$$

$$Unmatched_{mul} = Conv_{mul} \times (1 - \alpha)$$

The computation of the convolution over the residual map:

$$R_{add} = \alpha \times \beta \times H_{out} \times W_{out} \times C_{in} \times C_{out} \times (k^2 - 1)$$

$$R_{mul} = \alpha \times \beta \times H_{out} \times W_{out} \times C_{in} \times C_{out} \times k^2$$

As a result, the overall computation of our framework is:

$$\begin{aligned} Ours_{add} &= ME_{add} + Unmatched_{add} + R_{add} \\ &= ((1 - \alpha + \alpha\beta) \times C_{out} + (2R + 1)^2) \\ &\quad \times H_{out} \times W_{out} \times C_{in} \times (k^2 - 1) \end{aligned}$$

$$\begin{aligned} Ours_{mul} &= ME_{mul} + Unmatched_{mul} + R_{mul} \\ &= (1 - \alpha + \alpha\beta) \times H_{out} \times W_{out} \times C_{in} \times C_{out} \times k^2 \end{aligned}$$

The acceleration ratio is:

$$Computation_{add} = 1 - \alpha + \alpha\beta + \frac{(2R + 1)^2}{C_{out}}$$

$$Computation_{mul} = 1 - \alpha + \alpha\beta$$

$$Computation_{ops} = 1 - \alpha + \alpha\beta + \frac{(2R + 1)^2(k^2 - 1)}{(2k^2 - 1)C_{out}}$$

where the $Computation_{ops}$ denotes the computation ratio relative to standard convolution, considering both addition and multiplication operations. Typically, the mask ratio α is high and the sparsity β is low, which results in a low computation ratio. Moreover, the overall acceleration of the whole VNN processing pipeline needs to take the ISP into consideration.

4. Experiments

4.1. Experiment Setup

Task and Datasets Our framework is a general approach for all convolution-based video neural networks. In this paper, our framework is tested on the video semantics segmentation task as a representation. The CamVid [1, 2]

dataset consists of 4 videos of 720×960 resolution captured at 30 fps, with semantic annotations at 1Hz. The official train/validation/test split is applied on the tests. 11 classes are selected for training and evaluation on the dataset.

Preprocessing. Invertible-ISP model is employed to build a Bayer-format dataset. Invertible-ISP transforms the RGB images to the 3-channel raw format, which is then reorganized into 1-channel Bayer format in RGGB order. Mean and variance of all frames in CamVid dataset are used to normalize all frames with them.

Test Model. To test the acceleration capability of our framework, a widely used classical image neural network PSPNet [25] is chosen as a representation, following previous works like AR-Seg [8]. PSPNet introduces a pyramid pooling module to capture multi-scale contextual information, effectively embedding complex scene context features within an FCN-based pixel prediction framework, which makes it a representative convolutional neural network for semantic segmentation. The performance of PSPNet trained on Bayer-format CamVid reaches the performance of PSPNet trained on RGB-format CamVid.

Evaluation. Our framework is tested with default GOP length $L = 12$, threshold $T = 0.01$ and search range $R = 1$. The semantic segmentation performance of our framework is evaluated in CamVid test dataset while testing acceleration on original CamVid videos as well as other RGB-transferred Bayer videos and original Bayer videos captured by an industrial camera. The semantic segmentation performance is measured by mean intersection over union (mIoU). The computation is measured by Floating-point operations per second (FLOPS) and presented by the Δ computation as acceleration ratio.

4.2. Baselines

Several video neural network acceleration frameworks are employed as baselines to compare with. Here are the baselines:

1. Accel [10] enhances accuracy and reduces inference costs by fusing predictions from reference and current frames.
2. TD [7] enhances segmentation accuracy and processing speed by distributing feature computation across video sequences and aggregating them with an attention propagation module.
3. BlockCopy [19] selectively processes key regions and reusing features, reducing computational load and speeding up inference.
4. TapLab [4] leverages motion vectors and residuals to reduce computational load.

5. Jain et al. [9] utilizes block motion vectors and feature interpolation to efficiently propagate features across frames
6. AR-Seg [8] dynamically alters the input resolution, using high resolution for keyframes and low resolution for non-keyframes while maintaining accuracy through feature fusion and similarity training.

4.3. Implementation

Motion estimation is a key component in our framework. However, mainstream deep learning frameworks do not have an implementation for motion estimation. Implementation written by Python is extremely slow no matter single-threaded or multi-threaded implementation.

CUDA [17] (Compute Unified Device Architecture) is a parallel computing platform and programming model developed by NVIDIA, allowing developers to use GPUs for general-purpose computing. CUDA is faster because it enables data to be processed concurrently across thousands of small cores, achieving high parallel computation efficiency. To make it possible to test the framework, motion estimation module is implemented with CUDA. However, the module implemented is not optimized with high-level features of CUDA and the device architectures, which makes it not fair to calculate the acceleration of our framework by the actual inference time. The real acceleration of our framework should be calculated by theoretical analysis in section 3.4.

4.4. Overall Results

As shown in Table 1, our framework is compared with recent state-of-the-art video-based methods for reducing video neural network computation. Our framework has no performance loss when the threshold is set to 0.01 and achieves computation reduction of 67.08% when not considering the removal of the ISP module. Computation reduction can reach 72.51% when a slight performance loss of 3.11% is acceptable.

As a comparison, frameworks like Accel and AR-Seg process all non-key frames using the same model, leading to consistent computation costs. It limits the computation reduction when processing the videos with little changes, thus limits the overall acceleration. Our method costs less computation in the scenarios with little changes due to the extreme reduction of temporal redundancy, as detailed in Section 4.5. Methods like BlockCopy and TapLab, which reduce the computation by the temporal redundancy, have a large performance loss of 5.2% and 3.1% respectively. It is because they just simply copy the results without utilizing motion estimation and compensation. While acknowledging the temporal redundancy, they neglect the motion between frames, which leads to their disability to match better blocks. They admit the similarity of the matched blocks but

overlook the difference between them, making them ignore the compensation for the more accurate reconstruction of non-key frame outputs. Our framework reduces the temporal redundancy by motion estimation and achieves accurate outputs with motion compensation.

Additionally, our framework processes Bayer videos, by-passing the ISP module, while the baselines process RGB videos with ISP, further enhancing our acceleration advantage. The computation of ISP module varies from 1 FLOPS for a simple ISP to more than 100 GFLOPS for an advanced neural network-based ISP, depending on the choice in real applications. As a result, the acceleration of our method is underestimated in the comparison, as the removal of the ISP module is not included due to the difficulty of accurate ISP computation estimation.

Table 1. Comparison with baselines.

Method	$\Delta mIoU$	Δ Computation	ISP
Accel-DL18	+13.8%	+61.9%	✓
TD ⁴ -PSP18	+1.0%	+17.7%	✓
BlockCopy	-5.2%	-45.7%	✓
TapLab-BL2	-3.1%	-50.2%	✓
Jain et al.	-4.3%	-53.8%	✓
AR ^{0.6} -PSP18	+2.0%	-58.0%	✓
Ours ^{Thres=0.01}	-0.01%	-67.08%	✗
Ours ^{Thres=0.1}	-3.11%	-72.51%	✗

4.5. Discussion on Acceleration

GOP Length. GOP means group of pictures, whose length decides the partition of videos. In each GOP, the first frame is set as the key frame and the following frames as non-key frames. The acceleration is tested on different GOP lengths. The results in Figure 4 demonstrate that acceleration increases as the GOP length grows. This increase is because, with a longer GOP, the proportion of key frames decreases, resulting in more frames being predicted through motion estimation. However, the rate of acceleration gradually slows as GOP length expands. This slowdown is due to the slower decrease of the key frame proportion and the growing difference between the key frame and the non-key frames in the end of the GOP.

Threshold. Threshold directly affects the computation which decides the number of pixels that needs to be computed in the residual map after filtering the noise. As shown in Table 5, the acceleration is tested on different thresholds. When the threshold increases, the computation reduction increases and the mIoU slightly decreases. The performance loss grows slowly and the acceleration grows fast when the threshold is under 0.04, which is the most balanced threshold region. The performance loss is getting high when the

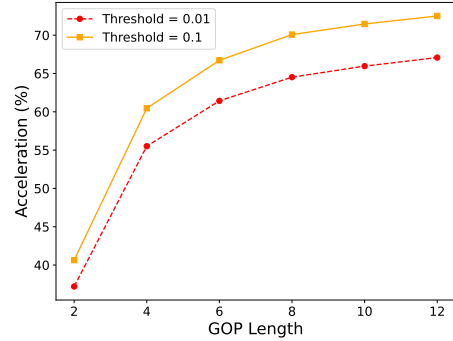


Figure 4. Acceleration under different GOP lengths.

threshold exceeds 0.04, because high threshold will filter useful pixels and affect the motion compensation.

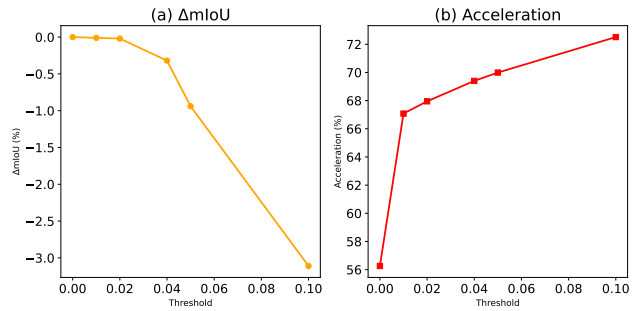


Figure 5. Acceleration and performance under different thresholds.

Search Range. Search range determines the search region when doing motion estimation. Larger search range needs more computation, but it can help find blocks with less computation. In Table 2, the acceleration is tested under different search ranges from 1 to 3 when threshold is set to be 0.01. The computation increases when using larger search range. That is because of the naive block matching algorithm implemented for motion estimation, whose computation is related to $(2R + 1)^2$. When using large search range for significant motion, more efficient algorithm like three-step search should be employed.

Table 2. Acceleration under different search ranges.

Search Range	Δ Computation
1	-67.08%
2	-57.46%
3	-44.43%

Motion. Similarity differs when facing different scales of motion. To analyze the acceleration under different scales of motion, several videos are tested on with different motion

scales. Videos in CamVid dataset with different sampling rates are used to simulate different scales of motion, which can ensure consistent scene complexity across videos and prevent acceleration from being influenced too much by different scene complexity. The results are shown in Table 3. Higher sampling rates lead to a greater reduction in computation, because frames share more similarities. When the sampling rate is reduced to 1, the acceleration with a threshold of 0.1 matches that with a threshold of 0.01. This occurs because, at lower sampling rates, the frame differences often exceed 0.1, leading to the near filtering on residual maps under threshold of 0.1 and 0.01.

Table 3. Acceleration under different motion scales.

Sampling Rate	Δ Computation	
	Threshold = 0.01	Threshold = 0.1
1	-66.64%	-66.64%
5	-68.22%	-72.10%
30	-74.60%	-77.02%

Generality. To prove the generality of the acceleration performance of our framework, more videos are tested besides the videos in CamVid datasets, including Invertible-ISP transferred Bayer videos and original Bayer videos recorded by industrial cameras, whose contents are shown in the Appendix. The results are shown in 4. The acceleration exceeds 70% on all original Bayer videos and most Invertible-ISP transferred Bayer videos, which demonstrates that our framework shows robust acceleration performance on different videos.

Table 4. Acceleration on different Bayer videos with search range=1 and threshold=0.01.

Type	Video	Acceleration
Invertible-ISP Bayer	Car Racing	-68.73%
	Plane	-71.20%
	Speech	-72.19%
Original Bayer	Liuxian	-72.61%
	Binhai	-71.80%
	Nanhai	-73.50%
	Yuehai	-71.96%
	Crossroad	-72.46%

4.6. Ablation Study

To demonstrate the effectiveness of each component in our framework, acceleration and segmentation performance are both tested under different settings as follows:

1. Use PSPNet to process all frames in a video.

2. Process Videos with VideoConv2d without the compensation.
3. Process Videos with VideoConv2d with the compensation, but without the threshold.
4. Process Videos with VideoConv2d with the compensation and the threshold.

Table 5. Acceleration and performance under different settings.

Setting	Δ mIoU	Δ Computation
1	-0.00%	-0.00%
2	-27.26%	-87.12%
3	-0.00%	-56.26%
4	-0.01%	-74.06%

The results are shown in Table 5. The convolution of the residual maps as compensation is the main computation of the non-key frames. When removing the compensation, the computation greatly reduces but the semantic segmentation performance is extremely damaged. Under setting 3, the performance becomes lossless, which proves the effectiveness and necessity of the compensation. However, the setting 3 uses much more computation than setting 4 while keeping nearly the same semantic segmentation performance, because there is noise in residual maps that should not be calculated and has no influence on the final performance but costs a lot of computation. This finding proves the success of the threshold.

5. Conclusion

We propose an efficient video neural network processing framework based on motion estimation, built on two key ideas: First, neural networks can directly process Bayer videos, saving the computation of image signal processing module. Second, video computation has lots of redundancy due to the similarities between consecutive frames. We build efficient video convolution modules, VideoConv2d and MEConv2d, to predict the non-key frame feature to save the most computation based on the motion estimation which is adapted to convolution. Acceleration and downstream task performance are tested on CamVid dataset, which demonstrates that our framework can greatly accelerate the video neural network processing with minimal performance loss. This framework is general for all convolution-based neural networks and downstream tasks. In the future, reducing video neural network computation with motion estimation can also be transferred to transformer-based models.

References

- [1] Gabriel J. Brostow, Julien Fauqueur, and Roberto Cipolla. Semantic object classes in video: A high-definition ground

- truth database. *Pattern Recognition Letters*, xx(x):xx–xx, 2008. 5
- [2] Gabriel J. Brostow, Jamie Shotton, Julien Fauqueur, and Roberto Cipolla. Segmentation and recognition using structure from motion point clouds. In *ECCV (1)*, pages 44–57, 2008. 5
- [3] Michael Brunig and Wolfgang Niehsen. Fast full-search block matching. *IEEE Transactions on circuits and systems for video technology*, 11(2):241–247, 2001. 3
- [4] Junyi Feng, Songyuan Li, Xi Li, Fei Wu, Qi Tian, Ming-Hsuan Yang, and Haibin Ling. TapLab: A Fast Framework for Semantic Video Segmentation Tapping Into Compressed-Domain Knowledge. *IEEE Transactions on Pattern Analysis and Machine Intelligence*, 44(3):1591–1603, 2022. 2, 6
- [5] Jingning Han, Bohan Li, Debargha Mukherjee, Ching-Han Chiang, Adrian Grange, Cheng Chen, Hui Su, Sarah Parker, Sai Deng, Urvang Joshi, et al. A technical overview of av1. *Proceedings of the IEEE*, 109(9):1435–1462, 2021. 1
- [6] Kaiming He, Xiangyu Zhang, Shaoqing Ren, and Jian Sun. Deep residual learning for image recognition. In *Proceedings of the IEEE conference on computer vision and pattern recognition*, pages 770–778, 2016. 1
- [7] Ping Hu, Fabian Caba, Oliver Wang, Zhe Lin, Stan Sclaroff, and Federico Perazzi. Temporally distributed networks for fast video semantic segmentation. In *Proceedings of the IEEE/CVF Conference on Computer Vision and Pattern Recognition*, pages 8818–8827, 2020. 2, 6
- [8] Yubin Hu, Yuze He, Yanghao Li, Jisheng Li, Yuxing Han, Jiangtao Wen, and Yong-Jin Liu. Efficient Semantic Segmentation by Altering Resolutions for Compressed Videos. In *2023 IEEE/CVF Conference on Computer Vision and Pattern Recognition (CVPR)*, pages 22627–22637, Vancouver, BC, Canada, 2023. IEEE. 2, 6
- [9] Samvit Jain and Joseph E. Gonzalez. Fast semantic segmentation on video using block motion-based feature interpolation. In *Computer Vision - ECCV 2018 Workshops - Munich, Germany, September 8-14, 2018, Proceedings, Part IV*, pages 3–6. Springer, 2018. 6
- [10] Samvit Jain, Xin Wang, and Joseph E. Gonzalez. Accel: A Corrective Fusion Network for Efficient Semantic Segmentation on Video. In *2019 IEEE/CVF Conference on Computer Vision and Pattern Recognition (CVPR)*, pages 8858–8867, Long Beach, CA, USA, 2019. IEEE. 1, 2, 6
- [11] Xuan Jing and Lap-Pui Chau. An efficient three-step search algorithm for block motion estimation. *IEEE transactions on multimedia*, 6(3):435–438, 2004. 3
- [12] Dan Kondratyuk, Liangzhe Yuan, Yandong Li, Li Zhang, Mingxing Tan, Matthew Brown, and Boqing Gong. Movinets: Mobile video networks for efficient video recognition. In *Proceedings of the IEEE/CVF conference on computer vision and pattern recognition*, pages 16020–16030, 2021. 1
- [13] Hanchao Li, Pengfei Xiong, Haoqiang Fan, and Jian Sun. Dfanet: Deep feature aggregation for real-time semantic segmentation. In *Proceedings of the IEEE/CVF conference on computer vision and pattern recognition*, pages 9522–9531, 2019.
- [14] Yule Li, Jianping Shi, and Dahua Lin. Low-latency video semantic segmentation. In *Proceedings of the IEEE conference on Computer Vision and Pattern Recognition*, pages 5997–6005, 2018. 1
- [15] Jonathan Long, Evan Shelhamer, and Trevor Darrell. Fully convolutional networks for semantic segmentation. In *Proceedings of the IEEE conference on computer vision and pattern recognition*, pages 3431–3440, 2015. 1
- [16] Guo Lu, Wanli Ouyang, Dong Xu, Xiaoyun Zhang, Chunlei Cai, and Zhiyong Gao. Dvc: An end-to-end deep video compression framework. In *Proceedings of the IEEE/CVF conference on computer vision and pattern recognition*, pages 11006–11015, 2019. 1
- [17] David Luebke. Cuda: Scalable parallel programming for high-performance scientific computing. In *2008 5th IEEE international symposium on biomedical imaging: from nano to macro*, pages 836–838. IEEE, 2008. 6
- [18] Grzegorz Pastuszak and Andrzej Abramowski. Algorithm and architecture design of the h. 265/hevc intra encoder. *IEEE Transactions on circuits and systems for video technology*, 26(1):210–222, 2015. 1
- [19] Thomas Verelst and Tinne Tuytelaars. BlockCopy: High-Resolution Video Processing with Block-Sparse Feature Propagation and Online Policies. In *2021 IEEE/CVF International Conference on Computer Vision (ICCV)*, pages 5138–5147, Montreal, QC, Canada, 2021. IEEE. 1, 2, 6
- [20] Thomas Wiegand, Gary J Sullivan, Gisle Bjontegaard, and Ajay Luthra. Overview of the h. 264/avc video coding standard. *IEEE Transactions on circuits and systems for video technology*, 13(7):560–576, 2003. 1
- [21] Enze Xie, Wenhai Wang, Zhiding Yu, Anima Anandkumar, Jose M Alvarez, and Ping Luo. Segformer: Simple and efficient design for semantic segmentation with transformers. *Advances in neural information processing systems*, 34: 12077–12090, 2021. 1
- [22] Yazhou Xing, Zian Qian, and Qifeng Chen. Invertible image signal processing. In *Proceedings of the IEEE/CVF conference on computer vision and pattern recognition*, pages 6287–6296, 2021. 1
- [23] Ren Yang, Fabian Mentzer, Luc Van Gool, and Radu Timofte. Learning for video compression with hierarchical quality and recurrent enhancement. In *Proceedings of the IEEE/CVF Conference on Computer Vision and Pattern Recognition*, pages 6628–6637, 2020. 1
- [24] Changqian Yu, Jingbo Wang, Chao Peng, Changxin Gao, Gang Yu, and Nong Sang. Bisenet: Bilateral segmentation network for real-time semantic segmentation. In *Proceedings of the European conference on computer vision (ECCV)*, pages 325–341, 2018. 1
- [25] Hengshuang Zhao, Jianping Shi, Xiaojuan Qi, Xiaogang Wang, and Jiaya Jia. Pyramid scene parsing network. In *Proceedings of the IEEE conference on computer vision and pattern recognition*, pages 2881–2890, 2017. 6
- [26] Shan Zhu and Kai-Kuang Ma. A new diamond search algorithm for fast block-matching motion estimation. *IEEE transactions on Image Processing*, 9(2):287–290, 2000. 3