

ACEBench: Who Wins the Match Point in Tool Learning?

Chen Chen^{1†}, Xinlong Hao^{2†}, Weiwen Liu^{2*}, Xu Huang¹, Xingshan Zeng²,
Shuai Yu², Dexun Li², Shuai Wang², Weinan Gan², Yuefeng Huang¹,
Xinzhi Wang², Defu Lian¹, Baoqun Yin¹, Yasheng Wang^{2*}, Wu Liu^{1*},

¹University of Science and Technology of China, ²Huawei Noah’s Ark Lab,
chenchen0318@mail.ustc.edu.cn haoxinlong@huawei.com

Abstract

Large language models (LLMs) have demonstrated significant potential in decision-making and reasoning, especially when combined with various tools to effectively solve complex problems. However, existing evaluation systems for assessing LLM function calling capabilities have several limitations: (1) limited evaluation scenarios, lacking assessments in real multi-turn dialogue contexts; (2) narrow evaluation dimensions, lacking detailed assessments for fine-grained function calls; (3) relying on LLMs or real API executions for result evaluation, which introduces significant overhead. To address these issues, we propose a comprehensive evaluation system named ACEBench. This system is meticulously designed to encompass a wide spectrum of function calling scenarios. Moreover, it categorizes these scenarios into three primary types according to the evaluation methodology: Normal, Special, and Agent. Normal evaluates function calls in basic scenarios; Special evaluates function calls in scenarios with vague or incomplete instructions; Agent introduces multi-agent interactions to simulate function calling evaluation in real-world multi-turn interactions. We conducted extensive experiments on ACEBench, analyzing various LLMs in-depth and performing a more granular analysis of error causes across different data types.

1 Introduction

Large Language Models (LLMs) such as GPT-4 (Achiam et al., 2023), have demonstrated exceptional performance across numerous natural language processing tasks (Naveed et al., 2023). Tool learning which enables LLMs to tackle more complex problems (Qu et al., 2025), has emerged

as a promising paradigm for enhancing their ability to handle highly intricate tasks. On one hand, integrating tools into LLMs can enhance capabilities in multiple domains, for example, ToolTransformer (Schick et al., 2023) enhances the ability of LLMs to solve complex problems by utilizing tools such as the Wikipedia search engine, calculators, and calendars. On the other hand, adopting a tool learning paradigm can improve response robustness and the transparency of the generation process, thereby increasing explainability and user trust, as well as enhancing system robustness and adaptability. As this field continues to evolve, it is essential to conduct a comprehensive evaluation of all aspects of tool utilization, particularly in complex real-world scenarios.

While several studies have focused on evaluating tool learning (Yan et al., 2024; Guo et al., 2024; Wang et al., 2024a; Qin et al., 2023; Wang et al., 2024b), there are still some shortcomings in the existing tool-learning benchmarks. Firstly, existing tool learning benchmarks lack multi-turn dialogue evaluation in real-world scenarios. For example, the multi-turn dialogues in BFCL (Yan et al., 2024) and HammerBench (Wang et al., 2024a) are composed of predefined fixed content combinations, which fail to genuinely reflect the interactive process between users and agents in real-life situations. Secondly, current tool learning benchmarks (Qin et al., 2023; Guo et al., 2024; Huang et al., 2023; Li et al., 2023) for LLMs lack fine-grained evaluation and personalized data assessment. Therefore, further categorizing data allows us to better understand the impact of different data types on the model’s tool invocation capabilities. Additionally, existing tool learning benchmarks (Qin et al., 2023; Guo et al., 2024; Wang et al., 2024b) ignore the assessment of special cases or the evaluation methods are simplistic (Yan et al., 2024), as user instructions in real life are not always perfect and may

[†]Equal Contributions. Work was done during Chen Chen’s internship at Huawei Noah’s Ark Lab

^{*}Corresponding authors.

lack necessary parameters, contain error params, or exceed the tool’s capabilities. The model’s ability to recognize and handle these issues is also a crucial aspect of evaluation. Lastly, evaluation costs are high (Qin et al., 2023; Guo et al., 2024), as many studies rely on GPT for evaluations, resulting in significant expenses that hinder large-scale adoption.

To address these deficiencies, we propose a comprehensive tool learning benchmark ACEBench, comprising following categories:

Normal: The normal data consists of fixed question-answer pairs and covers various scenarios, including single-turn single function calls, single-turn parallel function calls, and multi-turn dialogues. It also includes personalized scenarios, such as candidate function lists based on similar APIs and personalized data reflecting user preference. Additionally, normal incorporates fine-grained evaluations, analyzing tool invocation from the perspective of atomic capabilities.

Special: Includes imperfect user instructions, such as instructions lacking necessary parameters, containing incorrectly formatted parameters, or questions exceeding the capabilities of candidate functions.

Agent: Based on many real-world scenarios, abstracted to construct multi-turn, multi-step tool invocation scenarios, divided into multi-turn and multi-step cases depending on whether the user participates in the dialogue process.

The three categories above cover most of the tool usage scenarios for LLMs, and for different evaluation scenarios, we have introduced multiple evaluation metrics (details can be found in Section 3.2). Our main contributions are as follows:

- **Comprehensive Benchmark Evaluation:** We propose a comprehensive benchmark for LLMs tool learning, covering various real-life scenarios, including more fine-grained evaluation perspectives and assessments under imperfect instructions, and featuring more stable evaluation metrics.
- **Sandbox Environment and Automated Evaluation System:** We develop a sandbox environment construction scheme for multi-turn, multi-step tool invocation based on real-world scenario abstraction and build an end-to-end automated evaluation system.

- **Extensive Experimental Validation:** Through extensive experiments, we demonstrate that our benchmark provides a more comprehensive analysis with greater distinction, offering a clearer evaluation of the tool learning capabilities of various models.

2 Related Works

The emerging trend of leveraging the tool-learning capabilities of LLMs in real-world applications underscores the need for comprehensive evaluations of their performance and effectiveness. Despite recent advancements, existing benchmarks for evaluating the tool learning capabilities of LLMs still exhibit notable limitations.

Stable ToolBench (Guo et al., 2024) addresses the issue of unstable external APIs by employing a virtual API server, but its reliance on large models for evaluation results in high costs and scalability challenges. BFCL (Yan et al., 2024) introduces a benchmark for tool use in multi-turn dialogue scenarios, yet it assembles dialogues from fixed content, failing to capture the dynamic and adaptive nature of real-world interactions. Similarly, Taubench (Alanko et al., 2022) evaluates language agents’ ability to engage with human users while adhering to domain-specific rules, but its narrow focus on just two scenarios limits its generalizability across diverse tasks. HammerBench (Wang et al., 2024a) improves upon this by incorporating datasets derived from popular mobile applications and merging dialogues to simulate typical question-answer trajectories. However, like BFCL, its multi-turn dialogues are simplistic concatenations of pre-defined content, which do not reflect the complexities of real-world conversational dynamics. In addition, some benchmarks (Qin et al., 2023; Guo et al., 2024) rely on large language models (LLMs) for result evaluation, leading to high costs and unstable operations.

In contrast, our work addresses these limitations by expanding the scope of evaluation to encompass a broader range of tool usage scenarios. We propose a framework that simulates realistic multi-turn dialogue processes and enables end-to-end automated assessment, thereby reducing evaluation costs and improving scalability. A comparative analysis of ACEBench against recent benchmarks, as shown in Table 1, demonstrates its effectiveness in overcoming these challenges.

Table 1: Comparison of benchmarks across different evaluation criteria. "AutoEval" denotes result evaluation without relying on LLMs. "Imperfect" refers to incomplete or unclear user instructions. "Interaction" refers to the dynamic interaction between the model and the user. "Atom" refers to analyzing from the atomic-level capabilities. "Preference" refers to the inclusion of an individual's specific likes or choices.

Benchmark	AutoEval	Imperfect	Interaction	Atom	Preference
MetaTool (Huang et al., 2023)	✓	✗	✗	✗	✗
API-Bank (Li et al., 2023)	✓	✗	✗	✗	✗
Stable ToolBench (Guo et al., 2024)	✗	✗	✗	✗	✗
BFCL (Yan et al., 2024)	✓	✓	✗	✗	✗
TauBench (Alanko et al., 2022)	✓	✗	✓	✗	✗
HammerBench (Wang et al., 2024a)	✗	✓	✗	✗	✗
ACEBench (Ours)	✓	✓	✓	✓	✓

3 ACEBench

3.1 Dataset

We construct two versions of the dataset, one in Chinese and one in English, ensuring an equal distribution of data types across both versions.

3.1.1 Data Generation

Our data creation process is categorized into two types: the creation process for Agent data is detailed in Appendix E, and the creation process for other types of data, which involves the following two steps: API synthesis and dialogue generation.

API Synthesis. Considering the evaluation stability, we use synthetic APIs to construct the evaluation dataset. We use real APIs from various real-world scenarios as reference during synthesis to enhance authenticity. The left part in Figure 1 illustrates the generation of APIs.

To ensure the richness of the generated APIs, we employ a self-evolution approach for API generation (Liu et al., 2024b). This method involves constructing a hierarchical API context tree to guide the synthesis process, encompassing a wide range of API domains and functionalities. Initially, we leveraged API-related documents from real world, such as technical manuals, API documentation, product specifications to prompt the LLM to extract relevant domains and their associated functionalities or cases from each document. As the generation process progressed, child nodes were recursively added to the context tree, gradually expanding its structure. By the end of the process, the context tree is thoroughly developed, ensuring both the depth and breadth of the evaluation dataset, and guaranteeing comprehensive coverage of the potential API domains and functionalities.

With the API context trees, we maintain a large API pool for subsequent dialog generation.

Dialogue Construction. We use two different dialogue generation pipelines, both built on the constructed API pool from which three to six candidate APIs are selected for each evaluation instance. For most cases, APIs are chosen randomly. However, for instances requiring specific functionality (e.g., similar APIs or multi-turn scenarios), advanced methods including graph-based sampling (Wang et al., 2024d) are used. Simple cases or those with predefined functionality use a template-based generation, where a single generator produces dialogues to ensure consistency. For more complex scenarios, we employ a multi-agent dialogue pipeline, where three agents (user, assistant, and tool) role-play to simulate real-world interactions. Both pipelines are supported by carefully hand-crafted examples to ensure comprehensive coverage and diversity. The middle part in Figure 1 illustrates one of dialogue generation pipelines.

3.1.2 Multi-Stage Data Verification

Except for the Agent category, all of our data are directly generated by large language models (LLMs). Despite the fact that the quality of data generated by LLMs has been continuously improving and the number of errors has been decreasing as the capabilities of LLMs are enhanced, due to the prevalent problem of hallucination, data directly generated by LLMs inevitably has certain issues. For instance, the answers may not be in line with the questions, or the answer criteria may be ambiguous. As shown in the right part in Figure 1, we have established a multi-stage data verification scheme.

The quality inspection scheme consists of two

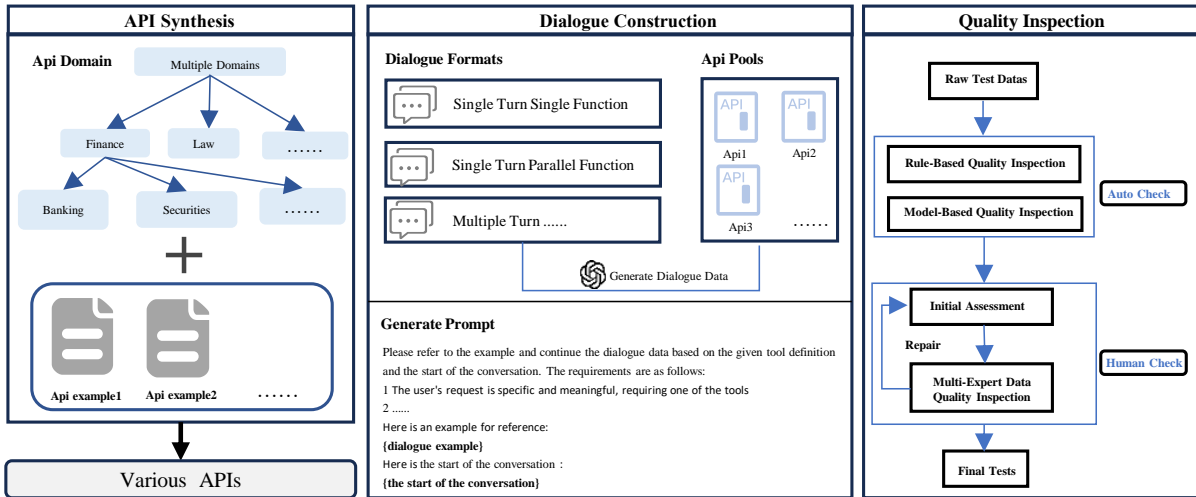


Figure 1: Pipeline for Construction of Evaluation Dataset. The module on the far left is the API Synthesis Module. The module in the middle is the Dialogue Generation Module based on the API Pool. The module on the far right is the Dialogue Data Quality Inspection Module.

stages: the fully automated quality inspection stage and the human quality inspection stage based on LLM feedback. They are respectively used for quickly filtering out obvious error cases and carefully selecting controversial error cases.

Automated Quality Inspection

The data generated by the model must first go through a rule-based quality inspection module, which draws inspiration from the design implemented in ToolACE (Liu et al., 2024b). This module evaluates the data across four crucial dimensions: clarity of API definitions, executability of function calls, accuracy of dialogues, and consistency of data samples, all guided by a meticulously curated set of rules. By applying this rule-based quality inspection, it is possible to filter out the majority of formatting errors, spelling mistakes, and other similar issues, thereby initially enhancing the overall quality of the dataset.

Following the rule-based quality inspection module, the dataset undergoes a model-based quality verification module. This module employs state-of-the-art LLMs to identify more subtle and implicit high-order semantic errors within the data. However, it has been observed that when directly querying these models about the quality of the data (i.e., whether it is good or bad), the responses tend to be ambiguous. To address this issue, we have decomposed the main question into multiple sub-questions, such as "Can the tool selected by the assistant effectively resolve the user's problem?" and "Are specific constraints and formats of param-

eters adhered to according to their definitions?". By breaking down the evaluation into these detailed inquiries, we are able to gather more precise feedback on various aspects of the data. Subsequently, these individual assessments are aggregated through a voting mechanism to derive a final verdict on the quality of the data. This comprehensive approach enables us to perform thorough filtering of the dataset, ensuring its reliability and coherence.

Human Quality Inspection Based on LLM Feedback

The initial evaluation module encompasses the utilization of the data set preserved following automatic quality inspection as the test set. Initially, the test set is evaluated by utilizing the three most advanced models currently. These evaluation outcomes will function as auxiliary information to facilitate more effective data screening by human experts. For the test data that is free from any problems, we will retain it directly. In contrast, the data that may be problematic will be marked and added to the error candidate pool, which constitutes around 20% of the total data set in the first turn. This approach ensures a robust filtering mechanism, allowing for iterative refinement and improving the overall quality of the dataset over multiple rounds.

For the entries in the error candidate pool, a two-step human expert review process is initiated. Two experts independently assess each flagged item and provide suggestions for corrections. Subsequently,

a third expert consolidates these assessments and executes the necessary corrections, which may include addressing issues related to problem statements, API definitions, and answer. After completing one round of this correction process, the revised test set is re-evaluated using the same models. Following this, a manual verification step is undertaken. Through three rounds of iterative evaluation and correction, the final validated dataset is produced.

3.1.3 Data Analysis

To demonstrate the breadth and comprehensiveness of ACEBench, we provide a detailed analysis of its test case distributions. This includes an examination of API domains, the number of samples in each test category, and the diversity of API calling patterns.

Domain of APIs. The ACEBench API boasts a comprehensive coverage of 8 major domains and 68 sub-domains, spanning various aspects of daily life, including technology, finance, entertainment, society, healthy, culture, environment and others. It offers a rich collection of 4,538 APIs in both Chinese and English. The distribution of these APIs is visualized in the accompanying Figure 2. By exposing the model to such a diverse set of APIs, we can effectively assess its ability to generalize across different API contexts, demonstrating its comprehension of API documentation and its proficiency in executing API calls.

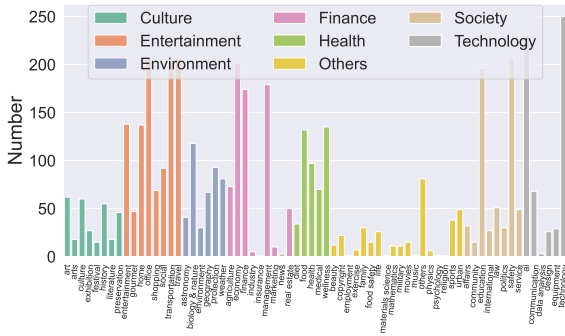


Figure 2: Distribution of APIs in terms of domains.

Data Composition. ACEBench consists of three categories of test samples: Normal, Agent and Special, where each category is divided into several subcategories according to the patterns. The data composition is visualized in Figure 3, demonstrating a comprehensive coverage of tool-calling capabilities, from simple single-turn tool invocations to complex multi-turn interactions involving

users and environments. They include scenarios requiring multiple steps and interactions with the environment, as well as cases where tool calls are infeasible. Single-turn data, which forms the majority, underscores the fundamental importance of basic tool-calling capabilities.

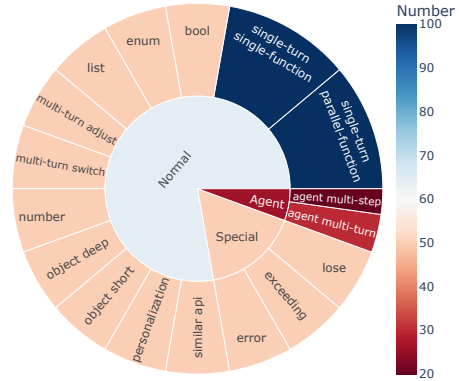


Figure 3: Visualization of the data composition of ACEBench.

Number of turns and arguments. The test data in ACEBench covers a wide range of complexities. Specifically, we statistically analyzed the number of dialogue turns and the number of arguments in the called functions, which are visualized in Figure 4. The results show that the number of dialogue turns ranges from 1 to 8, encompassing most real-world scenarios. The number of arguments in the called functions can be as many as 7, with most functions having 1 to 3 arguments. These samples with varying numbers of turns and arguments further form a test suite that covers a broader range of difficulties, allowing ACEBench to conduct a more granular evaluation of different models.

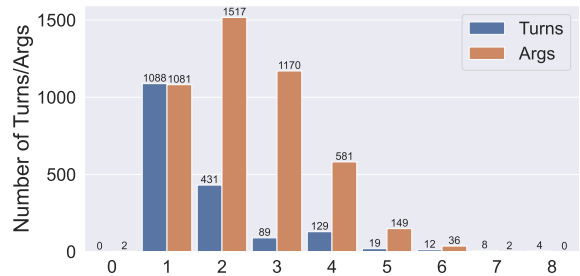


Figure 4: Distribution of number turns and arguments.

3.1.4 Data Categories Description

We divide the benchmark into three main categories: Normal, Special, and Agent. Below is a detailed description of each category.

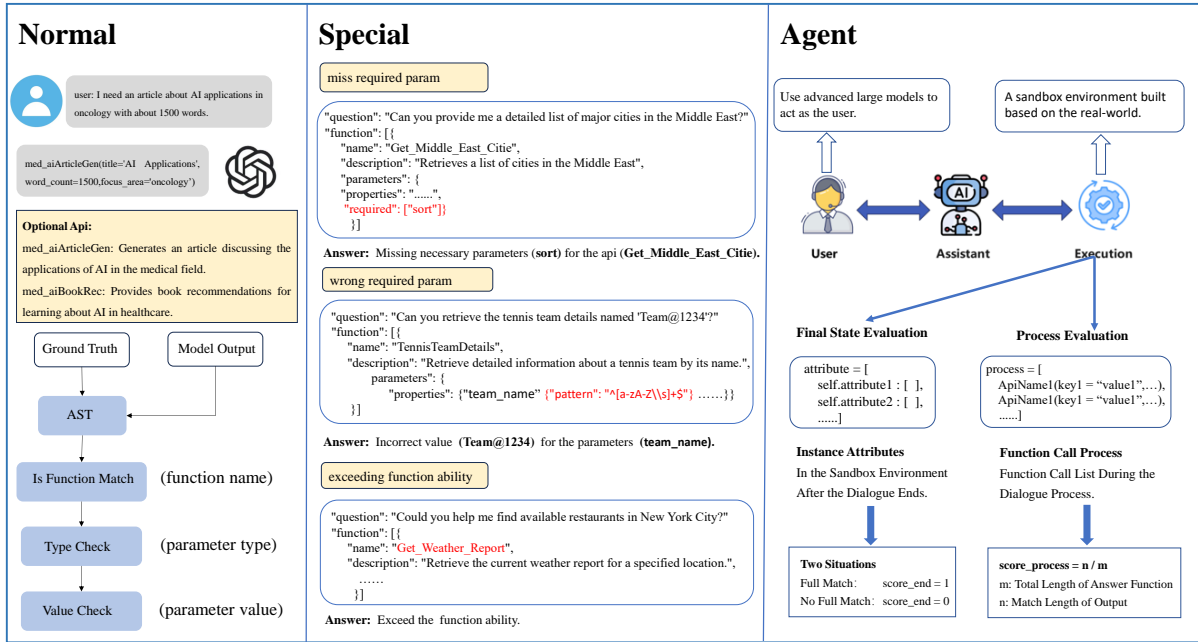


Figure 5: The Overview of Evaluation Process. The left represents "Normal" evaluation (AST parsing for function and parameter checks), the middle illustrates "Special" evaluation (error type matching), and the right shows "Agent" evaluation (final state and intermediate result assessments with user-model interaction).

Normal Data

The Normal Data consists of fixed question-answer pairs, where each question corresponds to a correct function call. It is categorized into the following categories: Single Turn, Multi Turn, Similar API, Preference and Atom. Data examples can be found in Appendix A.

Single Turn: There is only one-round interaction between the user and the assistant, and based on the number of function calls in the response, it is divided into single turn single function call and single turn parallel function call.

Multi Turn: There are multiple rounds of interactions between the user and the assistant. The conversation can be categorized into two types: **(switch)** The conversation progresses by changing topics. **(adjust)** The conversation evolves by refining or modifying the original question.

Similar APIs: The candidate APIs exhibit significant similarity, particularly in terms of their focus on the same topic. This similarity presents a challenge for the assistant, requiring it to effectively distinguish between the APIs and accurately select the most appropriate ones.

Preference: In addition to the candidate APIs, the assistant is provided with supplementary user profile data. This type of information necessitates the assistant's ability to mine user-specific factors,

such as past interactions, interests, or other personalized attributes, to generate argument values.

Atom: Atom Data refers to a set of APIs that contain only specific parameter types, such as candidate functions where the parameters exclusively involve numbers, lists, etc. This design is intended to explore whether the type of function parameters affects the model's ability to handle data filling. We have divided the Atom data into five types: number, enum, list, bool, and object.

Special Data

The Special Data refers to situations where the model is unable to resolve the problem posed in the instruction using the candidate functions(Wang et al., 2024c). It is categorized into the following categories: Lose param, Error param, and Exceed Function Ability. Data examples can be found in Appendix A.2.

Lose Param: Refers to situations where the key information required for the function call is missing in the query, such as the absence of "required" parameters.

Error Param: Refers to situations where the instruction contains parameters or names that do not meet the required format or constraints, such as matching a specific pattern or being selected from a predefined list, causing the function call to fail.

Exceed Function Ability: Refers to situations

where the instruction exceeds the capabilities of the function, meaning none of the candidate functions are able to resolve the issue.

Agent Data

Agent Data refers to situations where completing a task in an environment built based on real-world scenarios typically requires multiple steps. In such cases, an advanced language model is used to simulate the user role, thereby replicating interactions found in real-world scenarios. This approach aims to evaluate the model’s ability to perform in complex interactions. We define a "multi-step" scenario as one in which the user appears only once in the entire conversation, while a "multi-turn" scenario is one where the user appears multiple times throughout the conversation. Data examples can be found in Figure 6.

3.2 Eval

In this section, we introduce the evaluation process, where different evaluation metrics and methods are applied based on the various data types.

3.2.1 Normal Evaluation

As shown in the left of Figure 5, we evaluate Normal Data by comparing the model’s function call outputs with the ground truth. The inference prompt used for Normal Data is shown in Appendix B.1, which guides the model’s reasoning process in generating accurate responses. We conduct the evaluation using AST parsing, beginning with the matching of the function name to the target function name to ensure exact correspondence. Next we match the parameter types to verify their consistency with the target. Finally we compare the parameter values to confirm their accuracy. For cases with multiple possible correct answers, we use a candidate answer pool, and a match with any one of the candidates is considered correct. This step-by-step evaluation allows us to progressively assess the consistency between the model’s output and the ground truth, providing a clear and accurate measure of the model’s performance in tool usage.

Metrics The Normal Data is primarily evaluated using the **Accuracy**, where a score of 1 is assigned for a complete match, and a score of 0 is given for a mismatch.

3.2.2 Special Evaluation

For the Special Data, the inference prompt in Appendix B.2 guides the model in identifying these issues and outputting the results in the specified format. And as shown in the middle of Figure 5, the evaluation of Special Data can be categorized into three distinct scenarios.

The first scenario involves the absence of necessary parameters. It occurs when the instruction fails to include all the parameters required for execution. Only when the model correctly identifies all required parameters, the **Accuracy** is assigned a value of 1.

The second scenario pertains to erroneous parameter representations. Many functions enforce strict conventions for parameter names or values, or they define a range of acceptable values. If any parameter name or value in the instruction deviates from these conventions, the instruction is deemed erroneous. If the model successfully identifies and points out the incorrect parameter, the **Accuracy** is 1. If the model fails to recognize the erroneous parameter, the **Accuracy** is 0.

The third scenario occurs when the instruction exceeds the function’s processing capabilities. This situation arises when the task or request specified in the instruction cannot be processed by the current function, either due to the function’s inherent limitations or the complexity of the parameter combinations involved. If the model correctly identifies the issue and indicates that the function cannot process the request, it is considered a success, and the **Accuracy** is 1. If the model fails to recognize the issue, the **Accuracy** is 0.

3.2.3 Agent Evaluation

As shown in the right of Figure 5, we evaluate the Agent Data by assessing the model’s ability to use tools in real-world interactions with humans, focusing on both result and process evaluation. Based on various real-world scenarios, we abstract them into distinct instances, each of which defines functions that meet the specific needs of the scenario.

There are two evaluation metrics: **End Accuracy** and **Process Accuracy**.

- **End Accuracy (Accuracy)** is evaluated by comparing the instance attributes of the corresponding class with the target. If all attributes match exactly, the accuracy is 1; if they do not match completely, the accuracy is 0. This metric reflects the overall correctness of the result.

Table 2: Comprehensive Accuracy Evaluation of Different Models on ACEBench (Chinese and English Combined)

Model	Normal						Special	Agent	Overall
	Atom	Single Turn	Multi Turn	Similar API	Preference	Summary			
Closed-Source Large Language Models									
GPT-4o	0.94	0.85	0.77	0.85	0.83	0.88	0.93	0.64	0.86
GPT-4-Turbo	0.94	0.85	0.78	0.86	0.86	0.88	0.87	0.67	0.85
Qwen-Max	0.91	0.81	0.68	0.83	0.83	0.85	0.74	0.65	0.79
DeepSeek-Chat	0.92	0.85	0.77	0.83	0.83	0.87	0.73	0.35	0.75
GPT-4o-mini	0.87	0.76	0.67	0.77	0.78	0.80	0.79	0.34	0.73
Gemini-1.5-Pro	0.85	0.77	0.65	0.80	0.78	0.79	0.79	0.26	0.71
Claude-3.5-Sonnet	0.77	0.73	0.63	0.71	0.72	0.73	0.78	0.40	0.69
Doubao-Pro-32k	0.80	0.56	0.58	0.76	0.66	0.71	0.55	0.26	0.60
Open-Source Large Language Models									
Qwen2.5-Coder-32B-Instruct	0.90	0.81	0.71	0.83	0.81	0.84	0.81	0.61	0.80
Qwen2.5-72B-Instruct	0.87	0.80	0.70	0.83	0.81	0.82	0.76	0.46	0.75
Llama-3.1-70B-Instruct	0.83	0.68	0.64	0.79	0.68	0.76	0.38	0.42	0.61
Qwen2.5-7B-Instruct	0.76	0.61	0.59	0.72	0.67	0.70	0.47	0.14	0.55
DeepSeek-Coder-V2-Lite-Instruct	0.76	0.58	0.47	0.72	0.65	0.67	0.40	0.02	0.50
Qwen2.5-Coder-7B-Instruct	0.76	0.64	0.58	0.74	0.68	0.71	0.22	0.15	0.49
Watt-Tool-8B	0.86	0.70	0.56	0.79	0.64	0.76	0.06	0.03	0.46
Hammer2.1-7b	0.74	0.58	0.40	0.62	0.55	0.63	0.15	0.17	0.43
Llama-3.1-8B-Instruct	0.52	0.40	0.28	0.66	0.46	0.47	0.21	0.06	0.34
Phi-3-mini-128k-Instruct	0.57	0.40	0.23	0.58	0.32	0.47	0.19	0.01	0.33
xLAM-7b-r	0.44	0.22	0.19	0.61	0.00	0.34	0.03	0.09	0.22
Llama-3.2-3B-Instruct	0.39	0.16	0.09	0.42	0.32	0.30	0.10	0.00	0.20
Hammer2.1-3b	0.23	0.12	0.04	0.40	0.20	0.19	0.01	0.01	0.11

- **Process Accuracy** is based on the consistency between the actual function call process and the ideal function call process. It is expressed as $\frac{n}{m}$, where m represents the ideal function call process, and n represents the degree of match between the actual function call process and the ideal process. This metric evaluates how closely the actual execution matches the expected sequence of steps.

3.2.4 Overall Accuracy

The Overall Accuracy is computed as a weighted sum of the accuracies for the **Normal**, **Special**, and **Agent** data types, where the weights are determined by the square roots of their respective sample sizes. The details can be found in Appendix D.

4 Experiments

In this section, we present a comprehensive set of experiments designed to evaluate the performance of LLMs on ACEBench.

Experimental Setup:

In our evaluation, we examine eight closed-source LLMs, including the GPT-4 series (Achiam et al., 2023), DeepSeek-Chat (Liu et al., 2024a), Qwen-Max (Yang et al., 2024), Gemini-1.5-Pro (Team et al., 2024), Claude-3.5-Sonnet (Anthropic, 2024), and Doubao-Pro-32K (ByteDance, 2025). Additionally, a wide range of open-source

language models are assessed, such as the Qwen2.5 series (Yang et al., 2024), Llama3 series (Dubey et al., 2024), Phi-3-Mini (Abdin et al., 2024), and DeepSeek-Coder-V2 (Zhu et al., 2024). Furthermore, four tool-learning-enhanced models were evaluated: Hammer2.1-3B, Hammer2.1-7B (Lin et al., 2024), xLAM-7B-R (Liu et al., 2024c), and Watt-Tool-8B (Watt-AI, 2024).

4.1 Main results and analysis

The comprehensive experimental results for both the Chinese and English datasets are presented in Table 2, with detailed results for each language provided in Appendix F. These findings highlight an important observation: the overall best performance still comes from closed-source models like the GPT-4 series, but the performance gap between certain open-source models, such as Qwen2.5-Coder-32B-Instruct and Qwen2.5-72B-Instruct, and existing closed-source models is narrowing. In addition, we can draw the following important conclusions:

Normal Data Performance and Model Size Limitations: As shown in Table 2, most models perform well on Normal data, indicating their effective acquisition of fundamental tool invocation abilities during training. This strong performance stems from the models’ focus on mastering basic function calling capabilities. However some

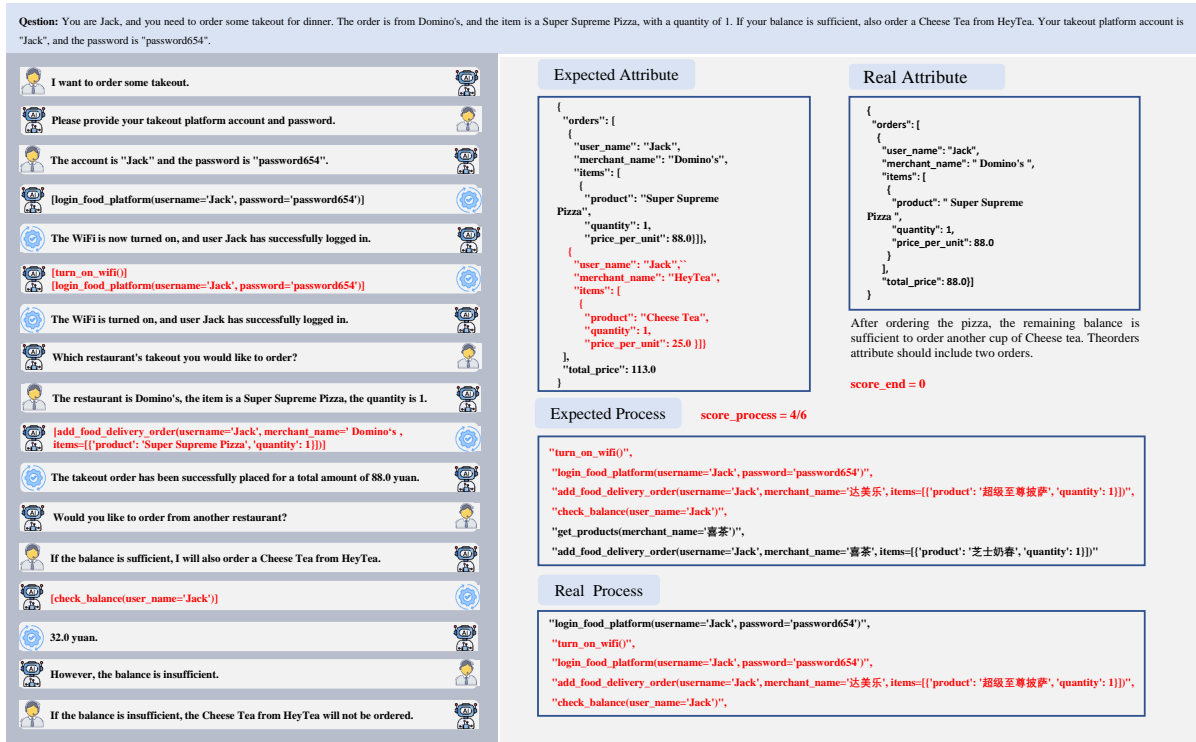


Figure 6: Example of Agent Data. The left shows the dialogue process, highlighting the interaction between the model and the user. The right presents the evaluation process, including result evaluation and process evaluation.

open-source models show relatively weaker performance, which can be attributed to the limitations imposed by their smaller model sizes, restricting their capacity to handle more complex tasks and interactions effectively.

Decline in Fine-Tuned Models' Performance on Special Data: As shown in Table 3, models fine-tuned on specific datasets, such as Hammer2.1-7B (Lin et al., 2024), Watt-Tool-8B (Watt-AI, 2024), and xLAM-7b-r (Liu et al., 2024c), exhibit a significant decline in performance on the Special dataset. This decline can primarily be attributed to the fact that while fine-tuning improves the model's performance on specialized tasks, it leads to a loss of general instruction-following ability. As a result, the model's accuracy in handling general instructions decreases after fine-tuning on special data.

Performance Limitations of Large Models in Agent Data: As shown in Table 4, most models exhibit an end accuracy of less than 50% on Agent data tasks. This phenomenon can be attributed to the fact that completing a task in a dynamic environment, simulating real-world multi-turn interactions, requires more than just the model's ability to perform individual tool operations. It also

Table 3: The Accuracy of Different Models on Special Data

Model	Lose	Error	Exceed	Summary
Closed-Source Large Language Models				
GPT-4o	0.86	0.94	0.99	0.93
Gemini-1.5-Pro	0.67	0.76	0.93	0.79
Claude-3-5-Sonnet	0.64	0.72	0.96	0.78
Qwen-Max	0.62	0.68	0.92	0.74
Open-Source Large Language Models				
Qwen2.5-72B-Instruct	0.57	0.75	0.95	0.76
Qwen2.5-7B-Instruct	0.26	0.36	0.79	0.47
Hammer2.1-7b	0.03	0.18	0.23	0.15
Watt-Tool-8B	0.07	0.01	0.10	0.06
xLAM-7b-r	0.01	0.03	0.04	0.03

demands that the model effectively integrate contextual information during tool usage and consider the interdependencies between tool calls, making the task more challenging.

Radar Analysis of Top-3 Open-source and Closed-source Models: Through the radar chart analysis of the top three open-source and top three closed-source models, as shown in the Figure 7, we draw the following conclusions: (1) Performance in basic ability tasks is similar: These top models perform closely in normal tasks, all achieving high

Table 4: Results of Different Models on Agent Data

Model	Multi Turn		Multi Step	
	EndAcc	ProcessAcc	EndAcc	ProcessAcc
GPT-4-Turbo	0.50	0.66	0.85	0.96
Deepseek-Chat	0.32	0.55	0.38	0.53
Claude-3-5-Sonnet	0.22	0.42	0.58	0.77
DouBao-Pro-32k	0.20	0.46	0.30	0.48
Qwen2.5-7B-Instruct	0.13	0.28	0.13	0.16
Hammer2.1-7b	0.09	0.34	0.25	0.43

levels. Among them, the GPT-4 series models lead in most tasks, demonstrating strong intelligence. Overall, closed-source models generally outperform open-source models, thanks to their more refined internal optimizations and possibly larger scales. (2) Significant model differences in mid-to-high-level tasks: There is a noticeable performance gap between the models in tasks such as Special and Agent. These tasks require higher-level abilities: Special tests the model’s capability to handle abnormal situations, while Agent require strong multi-turn interaction and reasoning capabilities.



Figure 7: Performance of Top-3 Closed/Open-source models.

4.2 Error Analysis

Error Analysis of Normal Data: By analyzing the error type distribution across different model series on the Normal data, as shown in Figure 8, we observe that Wrong Value Errors dominate across all models. This highlights the models’ difficulty in accurately generating specific values, which likely stems from insufficient contextual understanding and the complexity of numerical distributions. AST Parsing Errors follow as the second most common error type, indicating significant room for improvement in generating code that adheres to predefined formats and syntactic rules. These challenges may result from inconsistencies

in training data and the models’ limited ability to learn rule-based generation effectively. In contrast, Wrong Function and Wrong Type Errors occur far less frequently, showing that the models excel in matching function calls and handling data types. Overall, while the models demonstrate strong function invocation capabilities, further advancements are needed in numerical generation and compliance with formatting rules. Specific error examples for Normal data can be found in Appendix C.1.

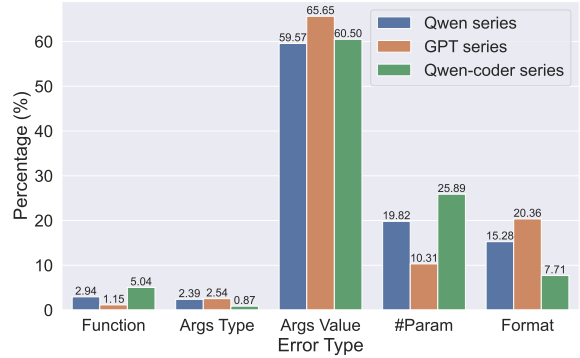


Figure 8: Error type distribution across different model series on Normal Data.

Error Analysis of Special Data: Through the analysis of special type data, we identified two main types of model errors (specific examples can be found in Appendix C.2): The first type is "Error Blindness", which refers to the model’s complete failure to detect issues in the user’s instructions or its inability to identify problems according to the prompt’s formatting requirements. This highlights significant flaws in the model’s error detection capabilities or its general instruction-following ability. The second type is "Vague Error Reporting," where the model detects the problem but provides unclear feedback. For example, the model might indicate that there is an issue, but fails to specify which parameter values are incorrect or what critical information is missing. As shown in Table 5, our experimental results indicate that the majority of errors in special type scenarios are caused by "Error Blindness", highlighting a critical gap in the model’s problem detection capabilities. This suggests that the model needs to learn not only simple tool invocation but also how to identify corresponding issues under imperfect instructions.

Error Analysis of Agent Data: We evaluate the Agent type data to assess the LLM ability to effectively perform function calls in interactive scenarios. In this process, the model must not only

Table 5: Error Blindness and Vague Error Reporting Across Models

Model	Error Blindness	Vague Error Reporting
Watt-Tool-8B	188	4
Hammer2.1-7b	172	7
Phi-3-mini-128k-instruct	143	15
Qwen2.5-3B-Instruct	130	36
xLAM-7b-r	195	1
Meta-Llama-3.1-8B-Instruct	145	6
Qwen2.5-Coder-3B-Instruct	168	9
Hammer2.1-3b	197	0
Llama-3.2-3B-Instruct	166	9

demonstrate accurate learning of function calls but also strictly adhere to predefined scene rules. In Appendix B.3, we present the system prompt for one of these scenarios. Our analysis identifies three primary causes of Agent errors. First, function call errors occur when the model fails to select the appropriate function or provide parameters that do not meet the required specifications, reflecting a lack of understanding of function calling capabilities and parameter constraints. Second, rule violations arise when the model disregards predefined scene rules, skipping necessary steps or breaking key task logic, which highlights deficiencies in its comprehension and execution of these rules. Finally, information mismanagement results from the model’s inability to correctly record or process contextual information during multi-turn interactions, leading to outputs that diverge from expectations. As shown in Figure 6, we illustrate an error caused by missing information.

4.3 Further Analysis

Scaling Law: We evaluated the performance of Qwen2.5-Coder (7B, 14B, 32B) and Qwen2.5-Instruct (3B, 7B, 14B, 32B, 72B) on the ACEBench dataset. The experimental results shown in the Figure 9 demonstrate that as the model size increases, performance improves significantly across various tasks, with particularly strong results on high-complexity tasks. This suggests that increasing the parameter size enables the model to achieve stronger task-solving and generalization capabilities.

Impact of Code Training: Based on the experimental results in Figure 9, we find that the score of Qwen2.5-Coder-7B is lower than the non-coder version, while the scores of Qwen2.5-Coder-14B and Qwen2.5-Coder-32B are higher than those of the non-coder versions of the same size. This indicates that as the model size increases, code tuning

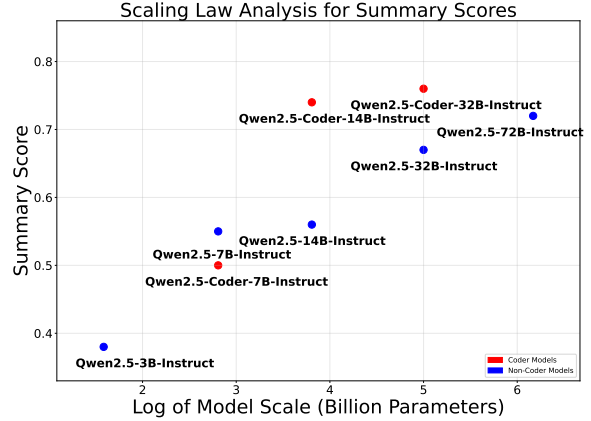


Figure 9: Scaling Law of LLMs on ACEBench.

becomes more impactful in improving model performance. For larger models (such as 14B and 32B), code tuning significantly enhances tool usage, especially in tasks that follow predefined rules and steps. However, for smaller models (such as 7B), despite code tuning, the differences between models are minimal, suggesting that smaller models have limited capacity and cannot fully leverage the advantages of code tuning.

5 Conclusion

This paper introduces ACEBench, a comprehensive tool learning benchmark designed to evaluate the function calling capabilities of large language models. It addresses key limitations of existing evaluation systems, such as the lack of multi-turn dialogue assessments in real-world scenarios, the absence of fine-grained evaluations for parameter-type function calls, and the high costs associated with using large models for evaluation. ACEBench provides multi-perspective and multi-scenario evaluations, offering a comprehensive assessment of large models’ function calling capabilities in different contexts. The experimental results show that: (1) Some models fine-tuned on specific function calling datasets are capable of handling general function calls, but perform poorly when faced with complex or imperfect instructions, indicating a lack of generalization ability; (2) Code capability improves the function calling performance of large models, especially in tasks that follow predefined rules. Through extensive experiments, we demonstrate the effectiveness of ACEBench in providing deeper insights into the function calling abilities of various models.

References

- Marah Abidin, Jyoti Aneja, Hany Awadallah, Ahmed Awadallah, Ammar Ahmad Awan, Nguyen Bach, Amit Bahree, Arash Bakhtiari, Jianmin Bao, Harkirat Behl, et al. 2024. Phi-3 technical report: A highly capable language model locally on your phone. *arXiv preprint arXiv:2404.14219*.
- Josh Achiam, Steven Adler, Sandhini Agarwal, Lama Ahmad, Ilge Akkaya, Florencia Leoni Aleman, Diogo Almeida, Janko Altschmidt, Sam Altman, Shyamal Anadkat, et al. 2023. Gpt-4 technical report. *arXiv preprint arXiv:2303.08774*.
- Joel Alanko, Markku Mäkitalo, and Pekka Jääskeläinen. 2022. Taubench: Dynamic benchmark for graphics rendering. In *INTERNATIONAL CONFERENCE ON COMPUTER GRAPHICS THEORY AND APPLICATIONS*, pages 172–179. SCITEPRESS-Science and Technology Publications.
- Anthropic. 2024. [Claude 3.5 sonnet](#). Accessed: January 2025.
- ByteDance. 2025. [Doubao product page](#). Accessed: January 2025.
- Abhimanyu Dubey, Abhinav Jauhri, Abhinav Pandey, Abhishek Kadian, Ahmad Al-Dahle, Aiesha Letman, Akhil Mathur, Alan Schelten, Amy Yang, Angela Fan, et al. 2024. The llama 3 herd of models. *arXiv preprint arXiv:2407.21783*.
- Zhicheng Guo, Sijie Cheng, Hao Wang, Shihao Liang, Yujia Qin, Peng Li, Zhiyuan Liu, Maosong Sun, and Yang Liu. 2024. Stabletoolbench: Towards stable large-scale benchmarking on tool learning of large language models. *arXiv preprint arXiv:2403.07714*.
- Yue Huang, Jiawen Shi, Yuan Li, Chenrui Fan, Siyuan Wu, Qihui Zhang, Yixin Liu, Pan Zhou, Yao Wan, Neil Zhenqiang Gong, et al. 2023. Metatool benchmark for large language models: Deciding whether to use tools and which to use. *arXiv preprint arXiv:2310.03128*.
- Minghao Li, Yingxiu Zhao, Bowen Yu, Feifan Song, Hangyu Li, Haiyang Yu, Zhoujun Li, Fei Huang, and Yongbin Li. 2023. Api-bank: A comprehensive benchmark for tool-augmented llms. *arXiv preprint arXiv:2304.08244*.
- Qiqiang Lin, Muning Wen, Qiuying Peng, Guanyu Nie, Junwei Liao, Jun Wang, Xiaoyun Mo, Jiamu Zhou, Cheng Cheng, Yin Zhao, et al. 2024. Hammer: Robust function-calling for on-device language models via function masking. *arXiv preprint arXiv:2410.04587*.
- Aixin Liu, Bei Feng, Bing Xue, Bingxuan Wang, Bochao Wu, Chengda Lu, Chenggang Zhao, Chengqi Deng, Chenyu Zhang, Chong Ruan, et al. 2024a. Deepseek-v3 technical report. *arXiv preprint arXiv:2412.19437*.
- Weiwen Liu, Xu Huang, Kingshan Zeng, Xinlong Hao, Shuai Yu, Dexun Li, Shuai Wang, Weinan Gan, Zhengying Liu, Yuanqing Yu, et al. 2024b. Toolace: Winning the points of llm function calling. *arXiv preprint arXiv:2409.00920*.
- Zuxin Liu, Thai Hoang, Jianguo Zhang, Ming Zhu, Tian Lan, Shirley Kokane, Juntao Tan, Weiran Yao, Zhiwei Liu, Yihao Feng, et al. 2024c. Apigen: Automated pipeline for generating verifiable and diverse function-calling datasets. *arXiv preprint arXiv:2406.18518*.
- Humza Naveed, Asad Ullah Khan, Shi Qiu, Muhammad Saqib, Saeed Anwar, Muhammad Usman, Naveed Akhtar, Nick Barnes, and Ajmal Mian. 2023. A comprehensive overview of large language models. *arXiv preprint arXiv:2307.06435*.
- Yujia Qin, Shihao Liang, Yining Ye, Kunlun Zhu, Lan Yan, Yaxi Lu, Yankai Lin, Xin Cong, Xiangru Tang, Bill Qian, et al. 2023. Toolllm: Facilitating large language models to master 16000+ real-world apis. *arXiv preprint arXiv:2307.16789*.
- Changle Qu, Sunhao Dai, Xiaochi Wei, Hengyi Cai, Shuaiqiang Wang, Dawei Yin, Jun Xu, and Ji-Rong Wen. 2025. Tool learning with large language models: A survey. *Frontiers of Computer Science*, 19(8):198343.
- T. Schick, J. Dwivedi-Yu, R. Dessi, et al. 2023. Toolformer: Language models can teach themselves to use tools. *Advances in Neural Information Processing Systems*, 36:68539–68551.
- Gemini Team, Petko Georgiev, Ving Ian Lei, Ryan Burnell, Libin Bai, Anmol Gulati, Garrett Tanzer, Damien Vincent, Zhufeng Pan, Shibo Wang, et al. 2024. Gemini 1.5: Unlocking multimodal understanding across millions of tokens of context. *arXiv preprint arXiv:2403.05530*.
- Jun Wang, Jiamu Zhou, Muning Wen, Xiaoyun Mo, Haoyu Zhang, Qiqiang Lin, Cheng Jin, Xihuai Wang, Weinan Zhang, and Qiuying Peng. 2024a. Hammerbench: Fine-grained function-calling evaluation in real mobile device scenarios. *arXiv preprint arXiv:2412.16516*.
- Pei Wang, Yanan Wu, Zekun Wang, Jiaheng Liu, Xiaoshuai Song, Zhongyuan Peng, Ken Deng, Chenchen Zhang, Jiakai Wang, Junran Peng, et al. 2024b. Mtu-bench: A multi-granularity tool-use benchmark for large language models. *arXiv preprint arXiv:2410.11710*.
- Wenxuan Wang, Juluan Shi, Chaozheng Wang, Cheryl Lee, Youliang Yuan, Jen-tse Huang, and Michael R Lyu. 2024c. Learning to ask: When llms meet unclear instruction. *arXiv preprint arXiv:2409.00557*.
- Z. Wang, X. Zeng, W. Liu, and et al. 2024d. Toolflow: Boosting llm tool-calling through natural and coherent dialogue synthesis. *arXiv preprint arXiv:2410.18447*.

Watt-AI. 2024. [Watt-tool 8b](#). Accessed: January 2024.

Fanjia Yan, Huanzhi Mao, Charlie Cheng-Jie Ji, Tianjun Zhang, Shishir G. Patil, Ion Stoica, and Joseph E. Gonzalez. 2024. Berkeley function calling leaderboard. https://gorilla.cs.berkeley.edu/blogs/8_berkeley_function_calling_leaderboard.html. Accessed: 2024-01-16.

An Yang, Baosong Yang, Beichen Zhang, Binyuan Hui, Bo Zheng, Bowen Yu, Chengyuan Li, Dayiheng Liu, Fei Huang, Haoran Wei, et al. 2024. Qwen2. 5 technical report. *arXiv preprint arXiv:2412.15115*.

Qihao Zhu, Daya Guo, Zhihong Shao, Dejian Yang, Peiyi Wang, Runxin Xu, Y Wu, Yukun Li, Huazuo Gao, Shirong Ma, et al. 2024. Deepseek-coder-v2: Breaking the barrier of closed-source models in code intelligence. *arXiv preprint arXiv:2406.11931*.

A Examples of Dataset

A.1 Normal Examples

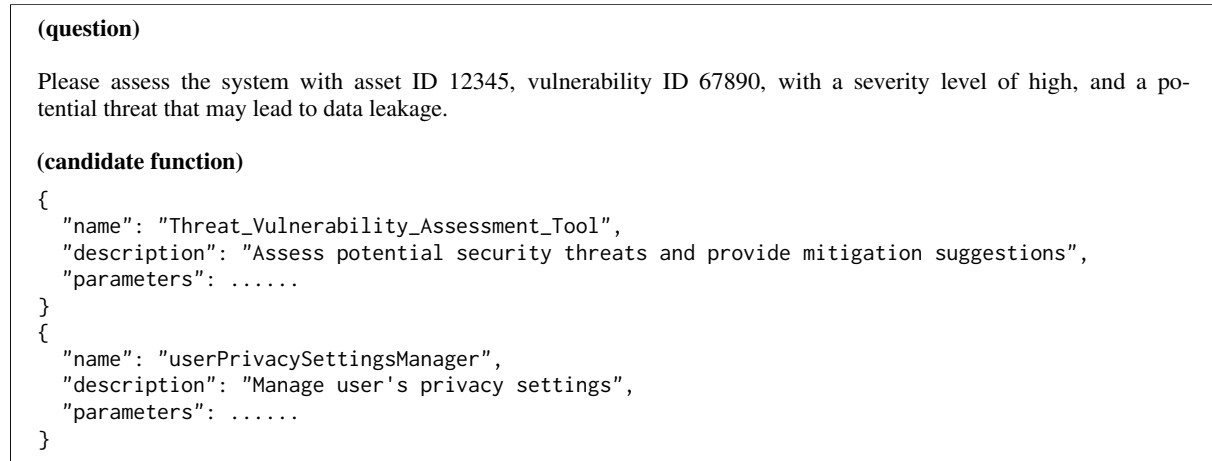


Figure 10: Example of Normal Single Turn Data.

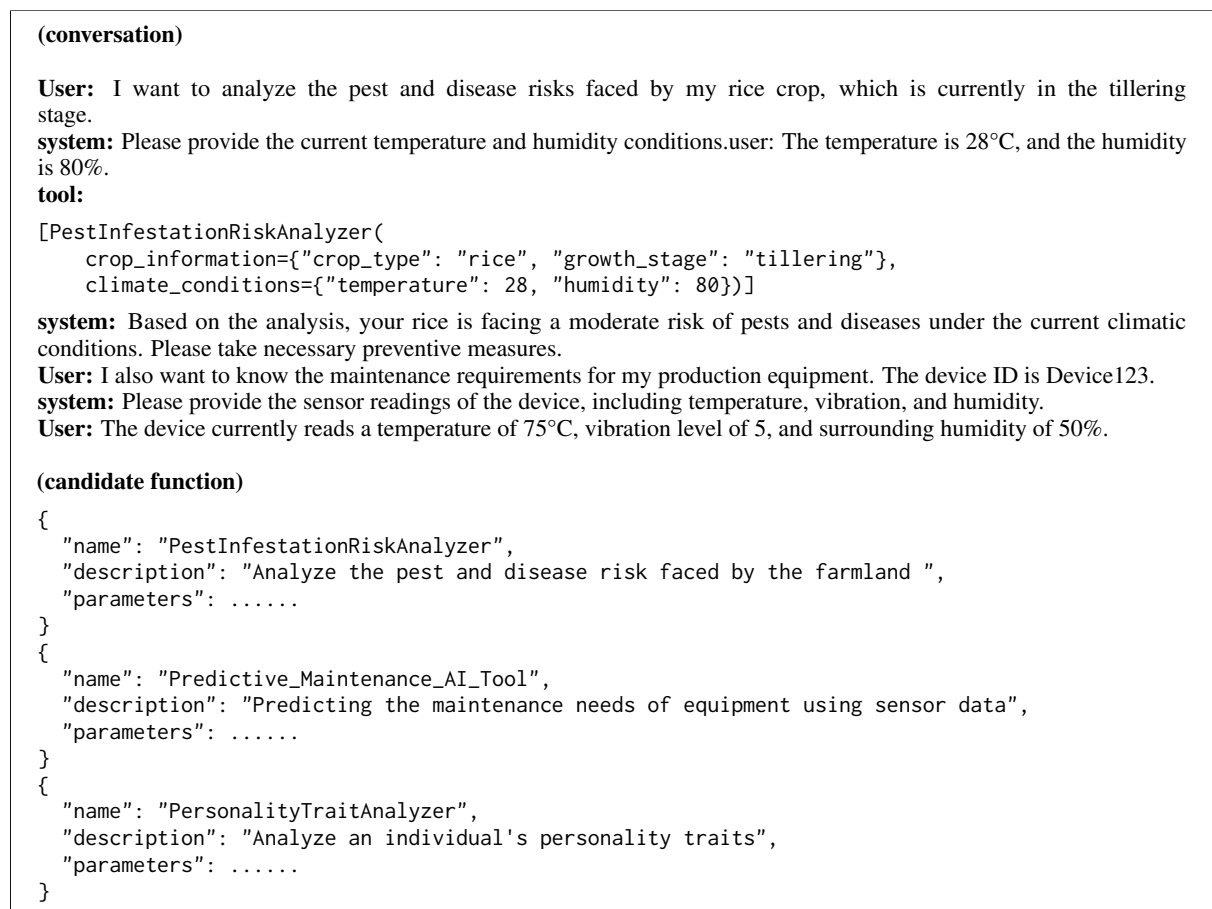


Figure 11: Example of Normal Multi Turn Data.

(question)

Can you update my preferred notification method and also check if my current email address and home location are properly updated in the system?

(candidate function)

```
{
  "name": "updateOrderStatusAlerts",
  "description": "Sends automated alerts to users regarding the status of their current orders.",
  "parameters": .....
}
{
  "name": "submitProductReview",
  "description": "Allows users to submit a review for a product they have purchased.",
  "parameters": .....
}
{
  "name": "updateUserProfile",
  "description": "Updates the user's profile information based on provided data.",
  "parameters": .....
}
```

(profile)

```
{
  "basic_features": {
    "UserName": "Michael Smith",
    "UserEmail": "mike.smith@example.com",
    "UserHomeLocation": "Los Angeles, CA",
    "UserBirthday": "1978-04-23",
    "UserLanguage": "Spanish",
    "UserTimeZone": "PST",
    .....
  },
  "user_history": {
    "shopping": [
      "Searched for 'Nike running shoes' on app",
      "Added Nike Air Max to cart",
      "Checked coupon availability for Nike products",
      "Filtered search by 'Outdoor Equipment' category",
      "Selected 'High spending' filter for items over $500",
      .....
    ],
    "takeout": [
      "Ordered Chicken Fajitas on the takeout app for lunch",
      "Opted to receive promotional deals via phone calls",
      "Chose Debit Card ending in 5678 for payment on the takeout app",
      .....
    ]
  }
}
```

Figure 12: Example of Normal Preference Data.

(question)

My baby has had a visible vein on her nose for 5 days, and she's been crying a lot with a decreased appetite. Can you help?

(candidate function)

```
{
  "name": "baby_health_check_A",
  "description": "Checks the common reasons for baby's persistent vein visibility on the nose
    and suggests actions. This API considers factors like skin thinness, crying, or overexertion",
  "parameters": .....
}
{
  "name": "baby_health_check_B",
  "description": "Examines baby's vein visibility and provides a recommendation to see a doctor.
    Focuses on persistent visibility and associated symptoms",
  "parameters": .....
}
```

Figure 13: Example of Similar API Data.

(question)

I need a design for my new website. It's for a technology company focusing on user engagement.

(candidate function)

```
{
  "name": "WebDesignAssistant_generateDesign",
  "description": "Generates a website design based on industry and user experience focus.",
  "parameters": {
    "type": "object",
    "properties": {
      "industry": {
        "description": "The industry for which the website is being designed.",
        "type": "string",
        "enum": [
          "Technology",
          "Healthcare",
          "Education",
          "Finance"
        ],
        "default": "Technology"
      },
      "userExperience": {.....}
    },
    "required": ["industry", "userExperience"]
  }
}
{.....}
```

Figure 14: Example of Atom (enum) Data.

A.2 Special Example

(question)

I'm considering relocating my business to the Middle East. Can you provide me with a list of major cities?

(candidate function)

```
{ "name": "Get_Middle_East_Cities",
  "description": "Retrieves a list of cities in the Middle East, sorted by overall score by default.",
  "parameters": {
    "properties": {
      "sort": {
        "description": "The sorting order for the list of cities.",
        "type": "string",
        "enum": ["asc", "desc"],
      }
    },
    "required": ["sort"]
  }
}
```

Figure 15: Example of Special Lose Param Data.

(question)

Can you retrieve the tennis team details for the team named 'Team@1234'?

(candidate function)

```
{ "name": "TennisTeamDetails",
  "description": "Retrieve detailed information about a tennis team by its name.",
  "parameters": {
    "type": "object",
    "properties": {
      "team_name": {
        "pattern": "^[a-zA-Z\\s]+$",
      }
    },
    "required": ["team_name"]
  }
}
```

Figure 16: Example of Special Error Param Data.

(question)

Could you help me find available restaurants in New York City?

(candidate function)

```
{
  "name": "Get_Weather_Report",
  "description": "Retrieve the current weather report for a specified location",
  "parameters": .....
}
{
  "name": "GetTravelDestinationInfo",
  "description": "Retrieves information about a specific travel destination",
  "parameters": .....
}
```

Figure 17: Example of Special Exceed Function Ability Data.

B Evaluation Inference Prompts

B.1 Normal Prompt

You are an AI assistant with the role name "assistant." Based on the provided API specifications and conversation history from steps 1 to t, generate the API requests that the assistant should call in step t+1. The API requests should be output in the format [ApiName(key1='value1', key2='value2', ...)], replacing ApiName with the actual API name, key1, key2, etc., with the actual parameter names, and value1, value2, etc., with the actual parameter values. The output should start with a square bracket "[" and end with a square bracket "]". If there are multiple API requests, separate them with commas, for example:[ApiName(key1='value1',key2='value2',...),ApiName(key1='value1',key2='value2', ...), ...]. Do not include any other explanations, prompts, or API call results in the output. If the API parameter description does not specify otherwise, the parameter is optional (parameters mentioned in the user input need to be included in the output; if not mentioned, they do not need to be included). If the API parameter description does not specify the required format for the value, use the user's original text for the parameter value. If the API requires no parameters, output the API request directly in the format [ApiName()], and do not invent any nonexistent parameter names.

{time}

Role Descriptions:

user: User

assistant: The AI assistant role that makes API requests

tool: Provides the results returned from tool calls

API Specifications:

{function}

Figure 18: System Prompt for Nomal (Except Preference).

You are an AI assistant, and your role is called assistant. **Based on the given API description, dialogue history 1..t, and character profile**, generate the API requests that the assistant should call in step t+1. The API requests should be output in the format [ApiName(key1='value1', key2='value2', ...)], where ApiName is replaced with the actual API name, and key1, key2, etc., are replaced with the actual parameter names, and value1, value2 are replaced with the actual parameter values. The output should start with a "[" and end with a "]". If there are multiple API requests, they should be separated by commas, e.g., [ApiName(key1='value1', key2='value2', ...), ApiName(key1='value1', key2='value2', ...), ...]. Do not output any other explanations, hints, or results of the API calls in the output. If the API parameter description does not specify special instructions, the parameter is optional (parameters mentioned in the user input or character profile should be included in the output, and if not mentioned, they should not be included). If the API parameter description does not specify the format for the parameter value, the parameter value should be taken from the user's original text or character profile. If the API requires no parameters, the API request should be output as [ApiName()], with no fabricated parameter names.

Character Profile:

{profile}

Role Descriptions:

user: User

assistant: The AI assistant role that makes API requests

tool: Provides the results returned from tool calls

API Specifications:

{function}

Figure 19: System Prompt for Nomal (Preference).

B.2 Special Prompt

You are an AI system with the role name "system." Based on the provided API specifications and conversation history from steps 1 to t, generate the API requests that the system should call in step t+1. Below are two specific scenarios:

1. When the information provided by the user is clear and unambiguous, and the problem can be resolved using the list of candidate functions:

- If the API parameter description does not specify the required format for the value, use the user's original text for the parameter value.

- API requests should be output in the format [ApiName(key1='value1', key2='value2', ...), ApiName(key1='value1', key2='value2', ...), ...], replacing ApiName with the actual API name, key1, key2, etc., with the actual parameter names, and value1, value2, etc., with the actual parameter values. The output should start with a square bracket "[" and end with a square bracket "]". At this time, the output must not contain any other content.

2. When the information provided by the user is unclear, incomplete, or incorrect, or the user's question exceeds the capabilities of the provided functions, you need to clearly point out these issues. The following is your strategy:

(1) If the user's instructions include the key details required to call the API, but the type or form of the parameter values does not match the API's definitions, ask in-depth questions to clarify and correct the details. The output format should be: ["There is incorrect value (value) for the parameters (key) in the conversation history."]

(2) If the user's instructions lack the key details required by the API, ask questions to obtain the necessary information. The output format should be: ["Missing necessary parameters (key1, key2, ...) for the api (ApiName)"], replacing key1, key2 with the names of the missing parameters and ApiName with the actual API name.

(3) If the user's request exceeds the current capabilities of your APIs, inform them that you cannot fulfill the request. The output format should be: ["Due to the limitations of the function, I cannot solve this problem."]

Note: The above steps have a priority order. You need to first determine whether scenario (1) applies. If it does, output according to the requirements in (1). Pay attention to distinguishing between scenarios (1) and (2).

{time}

Role Descriptions:

user: User

assistant: The AI assistant role that makes API requests

tool: Provides the results returned from tool calls

API Specifications:

{function}

Figure 20: System Prompt for Special.

B.3 Agent Prompt

The current time is June 11, 2024, 16:00 (Beijing Time). As a simulated mobile assistant agent, you can help users **send text messages, add reminders, and order takeout.**

Text messages

Sending Text Messages (1)Before sending a text message, the agent must first obtain the sender and recipient of the message.(2)When the memory is full and needs to delete messages, you need to ask the user: "Memory is full, which message would you like to delete?"

Viewing Text Messages (1)Before viewing text messages, the agent must first log into the device via login_device().(2)Before viewing text messages, the agent must first obtain the sender and recipient of the messages.(3)After viewing text messages, the agent needs to ask the user if they want to add the message content to a reminder.(4)After viewing text messages, the agent needs to ask the user if they want to reply to the message.(5)If the message content involves takeout, the agent needs to ask if the user wants to order takeout based on the message content.

Reminders

Adding Reminders(1)Before adding a reminder, you should obtain the content and title of the reminder. The reminder time defaults to the current time.(2)If the reminder to be added is the content of a specific message, the agent needs to first view the message content.

Viewing Specific Reminders by Title:After viewing a specific reminder by title, you need to ask the user if they want to complete the tasks within it.

Order takeout

Ordering Takeout(1)Before ordering takeout, the agent needs to obtain the user's takeout platform account and password, and log in using login_food_platform().(2)If the merchant, product, and quantity for the order are not initially provided, you need to ask the user.(3)When encountering takeout from different merchants, you need to order them one by one.(4)If the balance is insufficient, you need to inform the user "Insufficient balance" and ask if they want to change the order.

Function Calls

When a function call is needed, please strictly adhere to the above format requirements:

(1)[ApiName(key1='value1', key2='value2', ...)], Please remember that the function call must start with [and end with]
(2)You need to promptly feedback the task execution status to the user and do not repeatedly call the same function. When you believe the current task is completed, respond with "finish conversation" to end the dialogue.

Figure 21: System Prompt for Agent.

C Error Examples

C.1 Error Examples of Normal Data

(question)
I want to understand the symmetry in Escher's Waterfall artwork. Please provide a detailed symmetry analysis.

(answer)

```
{ "Escher_Artwork_Analysis_Tool": {  
  "artwork_analysis": [  
    { "artwork_id": "Waterfall",  
      "analysis_type": "Symmetry Analysis" } ] } }
```

(model output)

```
{ "FontAdvisor_recommendDisplayFonts": { ..... } }
```

Figure 22: Error Example of Noraml Wrong Function.

(question)
Can you check if our current automation system with system ID 2435 is compatible with the new device model XR10?

(answer)

```
{ "AutomationSystemCompatibilityCheck": { "systemID": 2435, "newDeviceModel": "XR10" } }
```

(model output)

```
{ "AutomationSystemCompatibilityCheck": { "systemID": "2435", "newDeviceModel": "XR10" } }
```

Figure 23: Error Example of Noraml Param Type.

(question)
I would like to assess the GPS accuracy of my vehicle. The device ID is GPS-7524. Sorry, I made a mistake earlier—it should be GPS-7526.

(answer)

```
{ "SignalAccuracyEvaluator": { "device_id": "GPS-7526" } }
```

(model output)

```
{ "SignalAccuracyEvaluator": { "device_id": "GPS-7524" } }
```

Figure 24: Error Example of Noraml Param Value.

(question)
I am currently working on a research paper about the state of forests, and I need an assessment of the vegetation diversity in the Amazon rainforest. Please provide me with a detailed report.

(answer)

```
{ "EcoDiversityMonitor_assessVegetation": {  
  "area_identifier": "Amazon rainforest",  
  "detailed_report": true } }
```

(model output)

```
[user,area_identifier='Amazonrainforest',detailed_report=True]
```

Figure 25: Error Example of Wrong Output Format.

C.2 Error Examples of Special Data

(question)
I'm considering relocating my business to the Middle East. Can you provide me with a detailed list of major cities there, sorted by internet speed?

(answer)
Missing necessary parameters (sort) for the api (Get_Middle_East_Cities)

(model output)

```
{  
  "Get_Middle_East_Cities": {  
    "sort": "desc",  
    "sort_by": "internet_speed",  
    "size": 10,  
    "page": 1  
  }  
}
```

(The question did not mention the sort method)

Figure 26: Error Example of Special Error Blindness.

(question)
I'm considering relocating my business to the Middle East. Can you provide me with a detailed list of major cities there, sorted by internet speed?

(answer)
Missing necessary parameters (sort) for the api (Get_Middle_East_Cities)

(model output)
Missing necessary parameters (sort by) for the api (Get_Middle_East_Cities)
(Find missing necessary parameters, but not correctly identified)

Figure 27: Error Example of Special Vague Error Reporting.

D Formula for Overall Accuracy

The formula for calculating the **Overall Accuracy** can be expressed as:

$$\text{All Acc} = A \cdot \text{Acc}_{\text{Normal}} + B \cdot \text{Acc}_{\text{Special}} + C \cdot \text{Acc}_{\text{Agent}}$$

where the coefficients A , B , and C are defined as:

$$A = \frac{\sqrt{n_{\text{Normal}}}}{\sqrt{n_{\text{Normal}}} + \sqrt{n_{\text{Special}}} + \sqrt{n_{\text{Agent}}}}$$

$$B = \frac{\sqrt{n_{\text{Special}}}}{\sqrt{n_{\text{Normal}}} + \sqrt{n_{\text{Special}}} + \sqrt{n_{\text{Agent}}}}$$

$$C = \frac{\sqrt{n_{\text{Agent}}}}{\sqrt{n_{\text{Normal}}} + \sqrt{n_{\text{Special}}} + \sqrt{n_{\text{Agent}}}}$$

- where n_{Normal} , n_{Special} , n_{Agent} are the sample sizes for the **Normal**, **Special**, and **Agent** data types, and Accuracy refers to the accuracy of each respective category.

E The Construction of Agent Data

As shown in Figure 28, the construction of Agent data can be summarized in the following steps:

First, through an in-depth analysis of real-world scenarios, extract key task requirements and modularize them into sub-scenarios in different domains (such as flight booking, food delivery platforms, and financial services), clearly defining the specific functional objectives of each module.

Second, implement logical abstraction for each function through code, designing core processes such as user authentication, cost calculation, payment processing, and information recording, ensuring the scalability and robustness of the code logic while also addressing exception handling comprehensively.

Third, design interaction rules based on specific scenario requirements to standardize the interaction process between users and the Agent, such as verifying account, merchant information, and balance status in food delivery orders, and providing user guidance in exceptional cases.

Finally, combine real-world demands to design question formats and solutions, enabling the model to accurately meet user task requirements and achieve the desired outcomes.

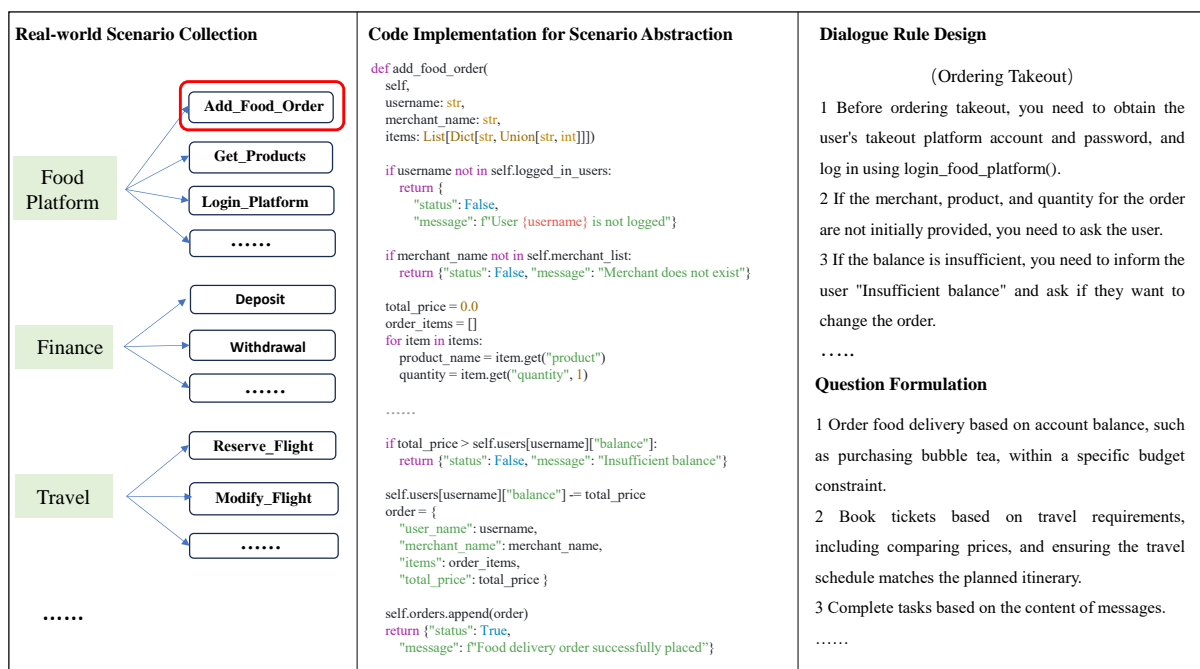


Figure 28: The Construction of Agent Data. The left shows scenario sampling from real-world cases, the middle demonstrates the implementation of code tailored to specific scenarios, and the right presents examples of dialogue rules and question design for the scenarios.

F Detailed Experimental Results

Table 6: Accuracy Evaluation of Different Models on ACEBench (English)

Model	Normal						Special	Agent	Overall
	Atom	Single Turn	Multi Turn	Similar API	Preference	Summary			
Closed-Source Large Language Models									
GPT-4o	0.90	0.78	0.68	0.80	0.78	0.83	0.93	0.56	0.82
GPT-4-Turbo	0.91	0.80	0.69	0.80	0.88	0.84	0.82	0.62	0.80
Qwen-Max	0.88	0.75	0.61	0.74	0.82	0.80	0.74	0.60	0.75
DeepSeek-Chat	0.88	0.78	0.63	0.76	0.78	0.80	0.73	0.34	0.71
GPT-4o-mini	0.84	0.73	0.59	0.74	0.72	0.76	0.77	0.28	0.69
Gemini-1.5-Pro	0.82	0.73	0.61	0.74	0.72	0.76	0.77	0.26	0.69
Claude-3-5-Sonnet	0.67	0.64	0.46	0.58	0.68	0.62	0.73	0.44	0.62
Doubao-Pro-32k	0.75	0.58	0.52	0.70	0.54	0.66	0.51	0.27	0.56
Open-Source Large Language Models									
Qwen2.5-Coder-32B-Instruct	0.86	0.73	0.59	0.76	0.72	0.77	0.80	0.50	0.74
Qwen2.5-72B-Instruct	0.81	0.74	0.64	0.76	0.80	0.77	0.74	0.38	0.70
Llama-3.1-70B-Instruct	0.84	0.72	0.61	0.74	0.66	0.76	0.29	0.41	0.58
Qwen2.5-7B-Instruct	0.70	0.57	0.49	0.62	0.58	0.63	0.49	0.15	0.52
Qwen2.5-Coder-7B-Instruct	0.73	0.64	0.52	0.70	0.58	0.67	0.25	0.18	0.48
DeepSeek-Coder-V2-Lite-Instruct	0.72	0.58	0.50	0.62	0.60	0.64	0.39	0.03	0.48
Watt-Tool-8B	0.85	0.72	0.57	0.70	0.62	0.75	0.02	0.01	0.44
Hammer2.1-7b	0.71	0.62	0.43	0.64	0.52	0.63	0.03	0.15	0.40
Phi-3-mini-128k-Instruct	0.66	0.49	0.31	0.58	0.32	0.54	0.12	0.00	0.34
Llama-3.1-8B-Instruct	0.51	0.49	0.28	0.60	0.56	0.48	0.15	0.07	0.33
xLAM-7b-r	0.62	0.42	0.32	0.66	0.00	0.49	0.04	0.10	0.31
Llama-3.2-3B-Instruct	0.32	0.22	0.09	0.34	0.32	0.26	0.09	0.00	0.17
Hammer2.1-3b	0.33	0.14	0.07	0.36	0.32	0.26	0.01	0.01	0.15

Table 7: Accuracy Evaluation of Different Models on ACEBench (Chinese)

Model	Normal						Special	Agent	Overall
	Atom	Single Turn	Multi Turn	Similar API	Preference	Summary			
Closed-Source Large Language Models									
GPT-4o-2024	0.97	0.91	0.86	0.90	0.88	0.93	0.93	0.71	0.90
GPT-4-Turbo	0.96	0.89	0.86	0.92	0.84	0.92	0.91	0.72	0.89
Qwen-Max	0.94	0.86	0.76	0.92	0.84	0.89	0.74	0.69	0.82
DeepSeek-Chat	0.95	0.91	0.91	0.90	0.88	0.93	0.73	0.35	0.79
GPT-4o-mini	0.89	0.79	0.74	0.80	0.84	0.83	0.81	0.39	0.76
Claude-3-5-Sonnet	0.87	0.81	0.79	0.84	0.76	0.84	0.82	0.35	0.76
Gemini-1.5-Pro	0.87	0.80	0.68	0.86	0.84	0.82	0.80	0.25	0.73
Doubao-Pro-32k	0.84	0.53	0.64	0.82	0.78	0.75	0.59	0.24	0.63
Open-Source Large Language Models									
Qwen2.5-Coder-32B-Instruct	0.94	0.89	0.83	0.90	0.90	0.91	0.81	0.71	0.85
Qwen2.5-72B-Instruct	0.92	0.86	0.75	0.90	0.82	0.87	0.77	0.57	0.80
Llama-3.1-70B-Instruct	0.81	0.65	0.66	0.84	0.70	0.75	0.47	0.43	0.63
Qwen2.5-7B-Instruct	0.82	0.64	0.68	0.82	0.76	0.76	0.45	0.12	0.58
DeepSeek-Coder-V2-Lite-Instruct	0.79	0.57	0.43	0.82	0.70	0.69	0.41	0.01	0.51
Qwen2.5-Coder-7B-Instruct	0.79	0.64	0.63	0.78	0.78	0.74	0.19	0.12	0.50
Watt-Tool-8B	0.87	0.67	0.54	0.88	0.66	0.76	0.10	0.04	0.47
Hammer2.1-7b	0.76	0.53	0.37	0.60	0.58	0.63	0.26	0.18	0.46
Llama-3.1-8B-Instruct	0.53	0.30	0.28	0.72	0.36	0.45	0.27	0.04	0.34
Phi-3-mini-128k-Instruct	0.48	0.30	0.15	0.58	0.32	0.39	0.25	0.01	0.29
Llama-3.2-3B-Instruct	0.46	0.09	0.09	0.50	0.32	0.33	0.10	0.00	0.22
xLAM-7b-r	0.25	0.02	0.06	0.56	0.00	0.19	0.01	0.07	0.12
Hammer2.1-3b	0.12	0.09	0	0.44	0.08	0.12	0.01	0.01	0.07