

Giovanni Gallavotti

Nonequilibrium and Irreversibility

January 23, 2025

Springer

Giovanni Gallavotti
INFN, Accademia dei Lincei
Università di Roma “La Sapienza”
Pl. Moro 2
00185, Roma, Italy
e-mail: giovanni.gallavotti@roma1.infn.it
web: <https://ipparco.roma1.infn.it/pagine/2024.html>

“This is a preprint of the following work: Giovanni Gallavotti, Nonequilibrium and Irreversibility, 2024, submitted to Springer. It is the version of the author’s manuscript prior to acceptance for publication and has not undergone editorial and/or peer review on behalf of the Publisher. The final authenticated version will be available online, at the Springer-Nature web-site, if, and when, accepted.

A Daniela & Barbara
& Camomilla & Olim

Preface to the second edition

The book has been entirely revised and includes several corrections. I kept the informal style, as a choice to avoid that first readers about chaos give up considering the proposed theories as too mathematical.

The first Chapter gives an historical perspective and a motivation for the classic works partially translated in Ch.6. The “heat theorem” section 1.4 is new and presents in modern form the proof of Boltzmann in Clausius’ version: it replaces Boltzmann’s elementary example, now shifted to appendix (A). In the historical part the interpretation of Boltzmann’s example on the heat theorem in Sec. (6.3) is updated and includes the new results.

Chapters 2,3,4 are an attempt to a consistent presentation of the main ideas and tools that were developed since the 1970’s toward the interpretation of the new experimental works and simulations involving chaotic motions. The ideas are founded on the ground breaking work by Sinai, Bowen and Ruelle and on the need to interpret the results of the simulations performed on the new computer hardware since it became available to “every one”. I have tried to stress, while illustrating several examples, that stationary non equilibrium and equilibrium can be viewed from a unifying viewpoint. Many changes have been apported: in the years since the first edition I realized the need of a substantial revision: still I refrained from adopting a really formal style. Formal expositions exist and are always quoted: but my intention was to introduce the problems while communicating the surprise that I felt at the unification of basic theoretical ideas of Statistical Mechanics, Dynamical Systems, Fluids, Probability Theory and Computer simulations.

The main changes affect part of Chapter 4, Chapter 5 (on conjectures and suggestions), and the Appendices. I kept the heuristic and phenomenological character, with several variations due to the evolution of the subjects since the first edition: several sections have been rewritten and the order of presentation has been changed. The long appendices on the BBGKY hierarchy, whose purpose was to formulate, as an open problem, some difficulties on its use to describe a nonequilibrium stationary state, have been eliminated because the approach resulted, in the meantime, too ambitious (*i.e.* the problem did not progress). Likewise the appendices on the pendulum subject to noise, have also been suppressed: the proposal was to present a possible path to the solution of a problem on the convergence of a formal series representing the stationary state. Since then, new results have been obtained following a different path. The theory of Lyapunov exponents pairing, appendix I, has been written following the original derivations and only mentioning the simpler, successive, ones. An appendix on the large deviations theorem for SRB distributions is added for completeness, N.

The part dedicated to the fluids (viscous, incompressible and with periodic boundary) in Sec. 4 is deeply changed and takes into account recent ideas, on

the regularized Navier-Stokes equations: with entirely new conjectures (and related simulations) on the properties that might survive the regularization removal.

The applications to fluid mechanics, in Chapter 5 (Sec.,4,5,6) and appendices J,K,L also replace and update the old versions. Comparison between the Navier-Stokes equation and reversible equations associated with it and with the Euler equation, is illustrated via several conjectures, or heuristic arguments: with special attention to the possible equivalence between irreversible and reversible equations.

The continuing debate about reversibility and irreversible behaviour is repeatedly commented, making also use of heuristic digressions.

Irreversibility in systems governed by reversible equations and reversibility in systems governed by irreversible equations are interesting when the equations model the same physical system: the resulting conflict is discussed when possible, not only in fluids but also in mechanical or more general dynamical systems.

The above are changes which are remarkable at first sight: but innumerable changes have been implemented where I felt that the previous version was incomplete or misleading or, simply, I thought it could be improved.

There are several sources of errors hidden, in the literature, in fast applications of mathematical statements, for instance in applications of the fluctuation theorem: I have tried to put them in evidence, and to make them more clear by frequent reference to other book sections where the same problems arise.

The main message that I would like to deliver is that this work is intended to stress, via an informal or heuristic style, the breakthrough proposal by Ruelle to unify the study of stationary nonequilibrium and of equilibrium via the paradigm offered by the simplest chaotic systems (namely the Anosov systems): seen as playing for disordered motion the role that the simplest ordered systems play for ordered motions (namely the systems of harmonic oscillators, *i.e.* systems animated by quasi periodic motions, or more generally by integrable systems).

Giovanni Gallavotti
Roma, 5 December 2024

Preface to the first edition

. Every hypothesis must derive indubitable results from mechanically well-defined assumptions by mathematically correct methods. If the results agree with a large series of facts, we must be content, even if the true nature of facts is not revealed in every respect. No one hypothesis has hitherto attained this last end, the Theory of Gases not excepted, Boltzmann, [1][p.536,#112].

In recent years renewed interest grew about the problems of nonequilibrium statistical mechanics. I think that this has been stimulated by the new research made possible by the availability of simple and efficient computers and of the simulations they make possible.

The possibility and need of performing systematic studies has naturally led to concentrate efforts in understanding the properties of states which are in stationary nonequilibrium: thus establishing a clear separation between properties of evolution towards stationarity (or equilibrium) and properties of the stationary states themselves: a distinction which until the 1970's was rather blurred.

A system is out of equilibrium if the microscopic evolution involves non conservative forces or interactions with external particles that can be modeled by or identified with dissipative phenomena which forbid indefinite growth of the system energy. The result is that nonzero currents are generated in the system with matter or energy flowing and dissipation being generated. In essentially all problems the regulating action of the external particles can be reliably modeled by non Hamiltonian forces.

Just as in equilibrium statistical mechanics the stationary states are identified by the time averages of the observables. As familiar in measure theory, the collections of averages of any kind (time average, phase space average, counting average ...) are in general identified with probability distributions on the space of the possible configurations of a system; thus such probability distributions yield the natural formal setting for the discussions with which we shall be concerned here. Stationary states will be identified with probability distributions on the microscopic configurations, *i.e.* on phase space which, of course, have to be invariant under time evolution.

A first problem is that in general there will be a very large number of invariant distributions: which ones correspond to stationary states of a given assembly of atoms and molecules? *i.e.* which ones lead to averages of observables which can be identified with time averages under the time evolution of the system?

This has been a key question already in equilibrium: Clausius, Boltzmann, Maxwell (and others) considered it reasonable to think that the microscopic

evolution had the property that, in the course of time, every configuration was reached from motions starting from any other.

Analyzing this question has led to many developments since the early stationary distributions that it had become clear would be generically associated with any mildly chaotic dynamical system.

It seems that this fact is not (yet) universally recognized and the SRB distribution is often shrugged away as a mathematical nicety.¹ I dedicate a large part of Chapter 2 to trying to illustrate the physical meaning of the SRB distribution relating it to what has been called (by Cohen and me) “chaotic hypothesis”. It is also an assumption which requires understanding and some open mindedness: personally I have been influenced by the ergodic hypothesis (of which it is an extension to non equilibrium phenomena) in the original form of Boltzmann, and for this reason I have proposed here rather large portions of the original papers by Boltzmann and Clausius, see Chapter 6. The reader who is perplex about the chaotic hypothesis can find some relief in reading the mentioned classics and their even more radical treatment, of what today would be chaotic motions, via periodic motions. Finally the role of dissipation (in time reversible systems) is discussed and its remarkable physical meaning of entropy production rate is illustrated (another key discovery due to the numerical simulations with finite reversible thermostats mentioned above).

In Chapter 3 theoretical consequences of the chaotic hypothesis are discussed: the leading ideas are drawn again from the classic works of Boltzmann see Sec. 6.2,6.12: the SRB distribution properties can conveniently be made visible if the Boltzmann viewpoint of discreteness of phase space is adopted. It leads to a combinatorial interpretation of the SRB distribution which unifies equilibrium and non equilibrium relating them through the coarse graining of phase space made possible by the chaotic hypothesis (CH). The key question of whether it is possible to define entropy of a stationary non equilibrium state is discussed in some detail making use of the coarse grained phase space: concluding that while it may be impossible to define a non equilibrium entropy it is possible to define the entropy production rate and a function that in equilibrium is the classical entropy while out of equilibrium is “just” a Lyapunov function (one of many) maximal at the SRB distribution.

In Chapter 4 several general theoretical consequences of the chaotic hypothesis are enumerated and illustrated: particular attention is dedicated to the role of the time reversal symmetry and its implications on the universal (*i.e.* widely model independent) theory of large fluctuations: the fluctuation theorem by Cohen and myself, Onsager reciprocity and Green-Kubo formula, the extension of the Onsager-Machlup theory of patterns fluctuations, and an attempt to study the corresponding problems in a quantum context. Universality is, of course, important because it partly frees us from the non physical nature of the finite thermostats.

¹ It is possible to find in the literature heroic efforts to avoid dealing with the SRB distributions by essentially attempting to do what is actually done (and better) in the original works.

In Chapter 5 I try to discuss some special concrete applications, just as a modest incentive for further research. Among them, however, there is still a general question that I propose and to which I attempt a solution: it is to give a quantitative criterion for measuring the degree of irreversibility of a process, *i.e.* to give a measure of the quasi static nature of a process.

In general I have avoided technical material preferring heuristic arguments to mathematical proofs: however, when possible references have been given for the readers who find some interest in the topics treated and want to master the (important) details. The same applies to the appendices (A-K).

In Chapter 6 several classic papers are presented, all but one in partial translation from the original German language. These papers illustrate my personal route to studying the birth of ergodic theory and its relevance for statistical mechanics, [2][3][4][5][6], and, implicitly, provide motivation for the choices (admittedly very personal) made in the first five chapters and in the Appendices.

The Appendices A-P contain a few complements, and the remaining appendices deal with technical problems which are still unsolved. Appendix M gives an example of the work that may be necessary in actual constructions of stationary states in the apparently simple case of a forced pendulum in presence of noise. Appendices Q-T discuss an attempt (*work in progress*) at studying a stationary case of BBGKY hierarchy with no random forces but out of equilibrium. I present this case because I think that is it instructive although the results are deeply unsatisfactory: it is part unpublished work in strict collaboration with G. Gentile and A. Giuliani.

The booklet represents a viewpoint, my personal, and does not pretend to be exhaustive: many important topics have been left out (like [7][8][9][10], just to mention a few works that have led to further exciting developments). I have tried to present a consistent theory including some of its unsatisfactory aspects.

The Collected papers of Boltzmann, Clausius, Maxwell are freely available: about Boltzmann I am grateful (and all of us are) to Wolfgang Reiter, in Vienna, for actively working to obtain that *Österreichische Zentralbibliothek für Physik* undertook and accomplished the task of digitizing the “Wissenschaftliche Abhandlungen” and the “Populäre Schriften” now at

<https://phaidra.univie.ac.at/detail/o:63668>

<https://phaidra.univie.ac.at/o:63637>

respectively, making them freely available.

Acknowledgments: I am indebted to D. Ruelle for his teaching and examples. I am indebted to E.G.D. Cohen for his constant encouragement and stimulation as well as, of course, for his collaboration in the developments in our common works and for supplying many ideas and problems. To Guido Gentile and Alessandro Giuliani for their close collaboration in an attempt to study heat

conduction in a gas of hard spheres. Finally a special thank is to Professor Wolf Beiglöck for his constant interest and encouragement.

Giovanni Gallavotti
Roma, 28 October 2013

This is *Version 3.0: 19 July 2024*

Contents

1	Equilibrium	1
1.1	Many particles systems: kinematics, timing	1
1.2	Birth of kinetic theory	3
1.3	Heat theorem and Ergodic hypothesis	6
1.4	Least action and heat theorem	9
1.5	Ensembles and heat Theorem	12
1.6	Periodicity and ergodicity	13
1.7	Boltzmann's equation, entropy, Loschmidt's paradox	16
1.8	Conclusion	19
2	Stationary Nonequilibrium	21
2.1	Thermostats and infinite models.....	21
2.2	Finite thermostats	23
2.3	Examples of nonequilibrium problems	26
2.4	Initial data	27
2.5	Finite or infinite thermostats? Equivalence?.....	29
2.6	Hyperbolicity, attracting surfaces, Anosov maps, chaotic data .	34
2.7	Chaotic Hypothesis	37
2.8	Phase space contraction in continuous time	39
2.9	Timed observations phase space contraction	43
2.10	Conclusions.....	44
3	Discrete phase space	47
3.1	Recurrence	47
3.2	Stable & unstable manifolds	50
3.3	Geometric aspects of hyperbolicity. Rectangles.....	51
3.4	Symbolic dynamics, chaos, mixing time.....	54
3.5	Examples of hyperbolic symbolic dynamics	57
3.6	Coarse graining and discrete phase space	59
3.7	Microcells, phase space points and simulations	61
3.8	The SRB distribution: its physical meaning	63

3.9	Other stationary distributions	65
3.10	Phase space cells count; entropy	67
3.11	$k_B \log \mathcal{N}$: Entropy or Lyapunov function?	71
4	Fluctuations	73
4.1	SRB potentials	73
4.2	Chaos and Markov processes	76
4.3	Symmetries, time reversal and axiom C	77
4.4	Pairing symmetry	80
4.5	Large deviations	82
4.6	Time reversal and fluctuation theorem	83
4.7	Fluctuation patterns	86
4.8	Onsager’s reciprocity, Green-Kubo formula	89
4.9	Local fluctuations: an example	92
4.10	Generalities on local fluctuations	94
4.11	Quantum systems, thermostats and non equilibrium	95
4.12	Quantum adiabatic approximation and alternatives	99
5	Conjectures and suggested applications	101
5.1	Equivalent thermostats	101
5.2	Processes time scale and irreversibility	103
5.3	Quasi static processes time scale: examples	107
5.4	Fluids	110
5.5	Developed turbulence	113
5.6	Intermittency, phase transitions	117
5.7	Stochastic evolutions	121
5.8	Very large fluctuations	123
5.9	Thermometry	126
5.10	Granular materials and friction	128
5.11	Neglecting granular friction: the relevant time scales	131
5.12	Simulations for granular materials	132
6	Historical comments	137
6.1	Proof of the second fundamental theorem.	137
6.2	Collision analysis and equipartition	146
6.3	Dense orbits: an example	155
6.4	Clausius’ version of recurrence and periodicity	156
6.5	Clausius’ mechanical proof of the heat theorem	157
6.6	Priority discussion of Boltzmann (vs. Clausius)	161
6.7	Priority discussion: Clausius’ reply	161
6.8	On the ergodic hypothesis (Trilogy: #1)	167
6.9	Canonical ensemble and ergodic hypothesis (Trilogy: #2)	171
6.10	Heat theorem without dynamics (Trilogy: #3)	175
6.11	Irreversibility: Loschmidt and “Boltzmann’s sea”	176
6.12	Discrete phase space, count of its points and entropy.	183

6.13	Monocyclic and orthodic systems. Ensembles	187
6.14	Maxwell 1866	196
7	Appendices	203
A	Appendix: Heat theorem (Boltzmann's example)	203
B	Appendix: Aperiodic Motions as Periodic with Infinite Period!	204
C	Appendix: The heat theorem without dynamics	205
D	Appendix: Keplerian motion and heat theorem	207
E	Appendix: Gauss' least constraint principle	208
F	Appendix: Non smoothness of stable/unstable manifolds	208
G	Appendix: Markovian partitions construction	210
H	Appendix: Axiom C	211
I	Appendix: Pairing theory	213
J	Appendix: Fluid equations, pairing and ergodicity	216
K	Appendix: Fluctuation theorem and viscosity	217
L	Appendix: Reversibility and friction	221
M	Appendix: Reciprocity and fluctation theorem	221
N	Appendix: Large deviations in SRB states	223
O	Appendix: An exact formula	228
P	Appendix: Transient FT	230
	References	233
Q	Citations index	245
R	Chapters abstracts	248

Equilibrium

1.1 Many particles systems: kinematics, timing

Mechanical systems in interaction with thermostats will be often modeled by evolution equations describing the time evolution of the point $x = (X, \dot{X}) = (x_1, \dots, x_N, \dot{x}_1, \dots, \dot{x}_N) \in R^{6N}$ representing positions and velocities of N particles in the ambient space R^3 .

It will be useful to distinguish between positions and velocities of the N_0 particles in the “system proper” (or “test system” as in [11]), represented by $(X^{(0)}, \dot{X}^{(0)}) = (x_1^{(0)}, \dots, x_{N_0}^{(0)}, \dot{x}_1^{(0)}, \dots, \dot{x}_{N_0}^{(0)})$ and by the positions and velocities of the N_j particles in the various thermostats $(X^{(j)}, \dot{X}^{(j)}) = (x_1^{(j)}, \dots, x_{N_j}^{(j)}, \dot{x}_1^{(j)}, \dots, \dot{x}_{N_j}^{(j)})$, $j = 1, \dots, m$: for a total of $N = \sum_{j=0}^m N_j$ particles.

Time evolution is traditionally described by *differential equations*:

$$\dot{x} = F(x) \tag{1.1.1}$$

whose solutions (given initial data $x(0) = (X(0), \dot{X}(0))$) yield a trajectory $t \rightarrow x(t) = (X(t), \dot{X}(t))$ representing motions developing in continuous time $t \in (-\infty, +\infty)$ in “phase space” (*i.e.* the space where the coordinates of x dwell).

A description of an evolution in terms of *maps* gives the state of the motion at discrete times t_n . The point representing the state at time t is denoted $S_t x$ in the continuous time representation or, at the n -th observation, $S^n \xi$ in the discrete time representation. The maps S_t, S^n verify $S_t S_{t'} = S_{t+t'}$ and $S^n S^m = S^{n+m}$ for all $t, t' \in (-\infty, \infty)$ and all integers n, m : evolutions defined only for $t \geq 0, n \geq 0$ will also be considered but explicitly declared.

The connection between the two representations of motions is illustrated by means of the following notion of *timing event*.

Physical observations are always performed at discrete times: *i.e.* when some special, prefixed, *timing event* occurs, typically when the state of the system is in a surface $\Xi \subset R^{6N}$ and triggers the action of a “measurement apparatus”, *e.g.* shooting a picture after noticing that a chosen observable assumes a prefixed value. If Ξ comprises the collection of the timing events, *i.e.* of the states ξ of the system which induce the act of measurement, the system motion can also be represented as a map $\xi \rightarrow S\xi$ defined on Ξ .¹

For this reason mathematical models are often maps which associate with a timing event ξ , *i.e.* a point ξ in the manifold Ξ of the measurement inducing events, the next timing event $S\xi$.

Here x, ξ will not be necessarily points in R^{6N} because it is possible, and sometimes convenient, to use other coordinates: therefore, more generally, x, ξ will be points on general manifolds M or Ξ called the *phase space*, or space of the states. The dimension of the space Ξ of the timing events is one unit less than that of M : because, by definition, timing events correspond to a prefixed value of some observable $f(x)$; and it is convenient to allow also cases when motion is defined just as a map S on Ξ , without following timed observations of a motion in continuous time. Furthermore sometimes the system admits conservation laws, or constraints, allowing a description of the motions in terms of fewer coordinates than the ones defining the system.

Of course the “*section*” Ξ of the timing events has to be chosen so that every trajectory, or at least all trajectories but a set of 0 probability with respect to the random choices that are supposed to generate the initial data, crosses infinitely many times the set Ξ , which in this case is also called a *Poincaré’s section* and has to be thought of as a codimension 1 surface drawn on phase space.

There is a simple relation between the evolution in continuous time $x \rightarrow S_t x$ and its discrete representation $\xi \rightarrow S^n \xi$ in discrete integer times n , between successive timing events: namely $S\xi \equiv S_{\tau(\xi)} \xi$, if $\tau(\xi)$ is the time elapsing between the timing event ξ and the subsequent one $S\xi$.

Choice of timing observations at the realization of special or “intrinsic” events (*i.e.* $x \in \Xi$), rather than at “extrinsic” events like at regularly spaced time intervals, is for good reasons: namely to discard information that might be of little relevance.

It is clear that, fixed $\tau > 0$, two events $x \in M$ and $S_\tau x$ will evolve in a strongly correlated way. It will forever be that the event $S_\tau^n x$ will be followed τ later by the next event; which often is an information of little interest: unlike when observations are timed upon the occurrence of dynamical events $x \in \Xi$ which (usually) occur at “random” times, *i.e.* such that the time $\tau(x)$ between an event $x \in \Xi$ and the successive one $S_{\tau(x)} x$ has a nontrivial distribution

¹ Sometimes the observations can be triggered by a clock arm indicating a chosen position on the dial: in this case the phase space will coincide with R^{6N} . But in what follows will be considered measurements triggered by some observable taking a prefixed value, unless otherwise stated.

when x is randomly selected by the process that prepares the initial data. This is quite generally so when Ξ is a codimension 1 surface in phase space M which is crossed transversely by the continuous time trajectories.

The discrete time representation, timed on the occurrence of intrinsic dynamical events, can be particularly useful (physically and mathematically) in cases in which the continuous time evolution can lead x close to singularities: the latter can be avoided by choosing timing events which occur when the point representing the system is neither singular nor too close to a singularity, hence avoids situations in which the physical measurements become difficult or impossible, see also [12]).

Very often, in fact, models idealize the interactions as due to potentials which become infinite at some *exceptional* configurations. For instance the Lennard-Jones interparticle potential, for the pair interactions between molecules of a gas, diverges as r^{-12} as the pair distance r tends to 0; or the model of a gas representing atoms as elastic hard spheres, with a potential becoming $+\infty$ at their contacts.

An important, paradigmatic, example of timed observations and of their power to disentangle sets of data arising without any apparent order has been given by Lorenz, [13]: similar cases will be often discussed here.

A first aim of the Physicist is to find relations, which are general and model independent, between time averages of a few (typically *very few*) observables. Time average of an observable F on the motion starting at $x \in M$, or in the discrete time case starting at $\xi \in \Xi$, is defined as

$$\langle F \rangle = \lim_{T \rightarrow \infty} \frac{1}{T} \int_0^T F(S_t x) dt \quad \text{or} \quad \langle F \rangle = \lim_{n \rightarrow \infty} \frac{1}{n} \sum_{j=0}^{n-1} F(S^j \xi) \quad (1.1.2)$$

and in principle the averages might depend on the starting point (and might even not exist). There is a simple relation between timed averages and continuous time averages, provided the observable $\tau(\xi)$ admits an average $\bar{\tau}$, namely if $\tilde{F}(\xi) \stackrel{def}{=} \int_0^{\tau(\xi)} F(S_t \xi) dt$

$$\langle F \rangle = \lim_{n \rightarrow \infty} \frac{1}{n \bar{\tau}} \sum_{j=0}^{n-1} \tilde{F}(S^j \xi) \equiv \frac{1}{\bar{\tau}} \langle \tilde{F} \rangle \quad (1.1.3)$$

if the limits involved exist.

1.2 Birth of kinetic theory

The classical example of general, model independent, results is offered by Thermodynamics: its laws establish general relations which are completely independent of the detailed microscopic interactions or structures (to the point that it may be not even necessary to suppose that bodies consist of atoms).

It has been the first task of Statistical Mechanics to show that Thermodynamics, under suitable assumptions, is or can be regarded as a consequence of simple, but very general, mechanical models for the motions of the elementary constituents of matter.

The beginnings go back to the classical age, [14]: however in modern times *atomism* can be traced to the discovery of Boyle's law (1660) for gases, [15][p.43], which could be explained by imagining the gas as consisting of individual particles linked by elastic springs. This was a static theory in which particles moved only when their container underwent compression or dilatation. The same static view was to be found in Newton (postulating nearest neighbor interactions), [16][p.265], and later in Lavoisier and Laplace, [17], (postulating existence, and somewhat peculiar properties, of *caloric* to explain the nature of the nearest neighbor molecular interactions).

A correct view, assigning to the atoms the possibility of free motion was heralded by D. Bernoulli, [15][p.57], (1738). In his theory molecules move and exercise pressure through their collisions with the walls of the container: the pressure is not only proportional to the density but also to the average of the square of the velocities of the atoms, as long as their size can be neglected. Very remarkably he introduces the definition of temperature via the gas law for air: the following discovery by Avogadro (1811), "law of equivalent volumes", on the equality of the number of molecules in equal volumes of rarefied gases in the same conditions of temperature and pressure, [18], made the definition of temperature independent of the particular gas employed, thus allowing a macroscopic definition of absolute temperature.

The work of Bernoulli was not noticed until much later, and the same fate befell on the work of Herapath, (1821), who was "unhappy" about Laplace's caloric hypotheses and proposed a kinetic theory of the pressure deriving it as proportional to the average velocity rather than to its square, but *that was not* the reason why it was rejected by the *Philosophical Transactions of the Royal Society*, [19], and sent to temporary oblivion.

A little later Waterston, (1843), proposed a kinetic theory of the equation of state of a rarefied gas in which temperature was proportional to the average squared velocity. His work on gases was first published inside a book devoted to biology questions (on the physiology of the central nervous system) and later written also in a paper submitted to the *Philosophical Transactions of the Royal Society*, but rejected, [19], and therefore it went unnoticed. Waterston went further by adopting at least in principle a model of interaction between molecules proposed by Mossotti, (1836) [20], holding the view that it should be possible to formulate a unified theory of the forces that govern microscopic as well as macroscopic matter.

The understanding of heat as a form of energy transfer rather than as a substance, by Mayer, (1841), and Joule, (1847), provided the first law of Thermodynamics, on *internal energy*, and soon after Clausius, (1850) [21], formulated the second law, see Sec. (1.8), on the impossibility of cyclic processes whose only outcome would be the transfer of heat from a colder thermostat

to a warmer one and showed the earlier fundamental Carnot's efficiency theorem, (1824) [22], to be a consequence and the basis for the definition of the *entropy*.²

And at this point the necessity of finding a connection between mechanics and thermodynamics had become clear and urgent.

The kinetic interpretation of absolute temperature as proportional to the average kinetic energy by Krönig, (1856) [25], was a real breakthrough (because the earlier work of Bernoulli and Waterstone had gone unnoticed). The speed of the molecules in a gas had been linked to the speed of sound but, from Krönig, the mean square velocity u (in a rarefied gas) could be more reliably linked to the temperature. It could be computed from the knowledge of the gas law $pV = nRT$, with n the number of moles, via Krönig law of proportionality between $nRT = pV$ and $nm\bar{u}^2 = Mu^2$, [25], with M being the mass of the gas enclosed in the volume V at pressure p : used by Clausius to derive $u^2 = \frac{3pV}{M}$.

The result was speeds u of the order of 500m/sec, as estimated by Clausius, (1857) [26][p.124]. Therefore the value of u was *too fast* to be compatible with the known properties of diffusion of gases.

Clausius noted that compatibility could be restored by taking into account the collisions between molecules: he introduced, (1858), the *mean free path* λ given in terms of the atomic radius a as $\lambda = \frac{1}{n\pi a^2}$ with n the numerical density of the gas. Since Avogadro's number and the atomic sizes were not yet known this could only show that λ could be expected to be much smaller than the containers size L : however it opened the way to explaining why breaking an ampulla of ammonia in a corner of a room does not give rise to the sensation of its smell to an observer located in another corner, not in a time as short as the sensation of the sound of the broken glass.

The size a , estimated as early as 1816 by T. Young and later by Waterston, (1859), to be of the order of 10^{-8} cm, can be obtained from the ratio of the volume L^3 of a gas containing N molecules to that of the liquid into which it can be compressed (the ratio being $\varrho = \frac{3}{4\pi} \frac{L^3}{a^3 N}$) and by the mean free path ($\lambda = \frac{L^3}{N4\pi a^2}$) which can be found (Maxwell, 1859, [27][p.386]) from the liquid dynamical viscosity ($\eta = \frac{c}{Na^2} \sqrt{3nRT}$ with n number of moles, and c a numerical constant of order 1, [5][Eq.(8.1.4).(8.1.8)]); thereby *also* expressing N and a in terms of macroscopically measurable quantities ϱ, η , measured carefully by Loschmidt, (1865), [19][p.75].

Knowledge of Avogadro's number N and of the molecular radius a allows to compute the diffusion coefficient of a gas with mass density ϱ and average speed V : following Maxwell in [28][Vol.2, p.60 and p.345] it is $D = \frac{RT}{cNa^2V\varrho}$,

² The meaning of the word was explained by Clausius himself, [23][p.390]: "I propose to name the quantity S the entropy of the system, after the Greek word $\tilde{\eta}$ $\tau\rho\omicron\tilde{\eta}$, "the transformation", [24], [in German *Verwandlung*]. I have deliberately chosen the word entropy to be as similar as possible to the word energy: the two quantities to be named by these words are so closely related in physical significance that a certain similarity in their names appears to be appropriate." More precisely the German word really employed by Clausius, [23][p.390], is *Verwandlungsinhalt* or "transformation content".

with c a constant of order 1. This made quantitative Clausius' explanation of diffusion in a gas.³

1.3 Heat theorem and Ergodic hypothesis

The new notion of entropy had obviously impressed every physicist and the young Boltzmann attacked immediately the problem of finding its mechanical interpretation: studying his works is as difficult as it is rewarding. Central in his approach is what I will call here *heat theorem* (abridging the original diction "main theorem of the theory of heat").⁴

The interpretation of absolute temperature as average kinetic energy was already spread: inherited from the earlier works of Krönig and Clausius, it will play a key role in his subsequent developments. But Boltzmann provides a kinetic theory argument for this.⁵

With this key knowledge Boltzmann published his first attempt at reducing the heat theorem to mechanics: he makes the point that it is a form of the least action principle. Actually he considers an extension of the principle: the latter compares close motions which, in a given time interval, develop and connect fixed initial and final points. The extension considered by Boltzmann compares close periodic motions, see comments in Sec. (1.4).

The reason for considering only periodic motions has to be found in the basic philosophical conception that the motion of a system of points makes it wander in the part of phase space compatible with the constraints, visiting it entirely. It might take a long time to do the travel but eventually it will be repeated. In his first paper on the subject Boltzmann mentions that in fact motion might, sometimes, be not periodic but even so it could possibly be regarded as periodic with infinite period, [29][#2,p.30]: an interpretation of the statement is discussed in Sec. 6.1, see also Appendix B below.

This is what is still sometimes called the *ergodic hypothesis*: Boltzmann will refine it more and more in his later memoirs but it will remain essentially unchanged.

There are obvious mathematical objections to imagine a point representing the system wandering through all phase space points without violating the regularity or uniqueness theorems on differential equations (as a space filling continuous curve cannot be continuously differentiable and must self intersect on a dense set of points). However it becomes soon clear that Boltzmann does not really consider the world (*i.e.* space and time) continuous: continuity is

³ The value of D depends sensitively on the assumption that the atomic interaction potential is proportional to r^{-4} (hence at constant pressure D varies as T^2). The agreement with the few experimental data available (1866 and 1873) induced Maxwell to believe that the atomic interaction would be proportional to r^{-4} (hard core interaction would lead to D varying as $T^{3/2}$ as in his earlier work [27]).

⁴ For a precise formulation see below, p.19.

⁵ [29], see also Sec. 6.1 below.

an approximation; derivatives and integrals are approximations of ratios of increments and of sums.⁶

Thus motion was considered periodic: a view, at the time shared by Boltzmann, Maxwell, Clausius,⁷

The paper [29][#2] has the ambitious title “On the mechanical meaning of the fundamental theorem of heat theory”: under the assumption that, [29][#2,p.24], “*an arbitrarily selected atom visits every site of the region occupied by the body in a given time (although very long) of which the times t_1 and t_2 are the beginning and end of the time interval*⁸ when motions velocities and directions return to themselves in the same sites, describing a closed path, thence repeating from then on their motion”,⁹ Boltzmann shows that the variation of the sum of average kinetic and potential energies in two close motions (interpreted as energy input on the system) divided by the average kinetic energy is an exact differential.

The two close motions are two periodic motions corresponding to two equilibrium states of the system that are imagined as end products of an infinitesimal step of a quasi static thermodynamic transformation. The external potential does not enter into the discussion: therefore the class of transformations to which the result applies is very restricted (in the case of a gas it would restrict to transformations without work from external sources, as later stressed by Clausius, see Sec. 6.7). The time scale necessary for the recurrence is not taken into account.

The “revolutionary idea” is that the states of the system are identified with a periodic trajectory and from it the average values of physical quantities are computed: this is the concept of state as a stationary distribution. An equilibrium state is thus identified with the average values that the observables have in it: in the language of modern measure theory this is a probability distribution, with the property of being invariant under time evolution.

The states considered are equilibrium states: and thermodynamics is viewed as the theory of the relations between equilibrium averages of observables; *not as a theory of the transformations from one equilibrium state to another or leading to an equilibrium state* as will be done a few years later with the Boltzmann’s equation, [32][#22], in the case of gases, related to Maxwell’s theory of the approach to equilibrium (in rarefied gases) and improving it, [33], see also Sec. (6.14) below.

⁶ From [30][p.227] *Differential equations require, just as atomism does, an initial idea of a large finite number of numerical values and points Only afterwards it is maintained that the picture never represents phenomena exactly but merely approximates them more and more the greater the number of these points and the smaller the distance between them. Yet here again it seems to me that so far we cannot exclude the possibility that for a certain very large number of points the picture will best represent phenomena and that for greater numbers it will become again less accurate, so that atoms do exist in large but finite number.* For other relevant quotations see Sec.(1.1) and (5.2) in [5].

⁷ Today it seems unwelcome because we have adjusted, under social pressure, to think that chaotic motions are non periodic and ubiquitous, and their images fill both scientific journals and popular magazines. It is interesting however that the ideas and methods developed by the mentioned Authors have been the basis of the chaotic conception of motion and of the possibility of reaching some understating of it.

⁸ The recurrence time.

⁹ For Clausius’ view see p. 9. See also Maxwell’s view, [31], .. *but we may with considerable confidence assert that except for particular forms of the surface of the fixed obstacle, the system will sooner or later, after a sufficient number of encounters, pass through every phase consistent with the equation of energy.*

The derivation of the heat theorem however might force the reader to use hindsight to understand it: the Boltzmann versus Clausius controversy due to Clausius' "Revisiting the second fundamental theorem of the theory of heat and the general principles of Mechanics", [34], makes all this very clear, for more details see the following Sec. (6.5,6.7).¹⁰

Receiving, [35][#17], the comment that his results were essentially the same as Boltzmann's own, in [29][#2], Clausius reacted politely but firmly,[36]. He objected to Boltzmann the obscurity of his derivation, obliging the reader to suitably interpret formulae that in reality are not explained (and ambiguous). Even accepting the interpretation which makes the statements correct he stresses that Boltzmann establishes relations between properties of motions not subject to external forces: thus limiting the analysis very strongly (and to a case in which, in thermodynamics, the exactness of the differential $\frac{dQ}{T}$, main result in Boltzmann's paper, would be obvious because the heat exchanged would be function of the temperature).

Boltzmann acknowledged the point rather than profiting from the fact that his formula remains the same, under further interpretations, even if the external forces change, as explained by Clausius himself through his exegesis of Boltzmann's work: and Boltzmann promised, [36][p.271], to take the critique into account in later works.

In particular he discusses the subject in the third of the impressive series of papers published in 1871, [37][#18], [38][#19], [39][#20], referred here as the "trilogy", see Sec.(6.8,6.9,6.10) below, just before the formulation of the Boltzmann's equation which will turn him into other directions. Boltzmann kept coming back to the more fundamental heat theorem, ergodic hypothesis and ensembles theory in several occasions, and mainly in 1877 and 1884, [40][#42],[41][#73].

The work of Clausius, [34], for details see Sec. (1.4,6.4,6.5) below, is very clear from a mathematical viewpoint: no effort of interpretation is necessary and his analysis is clear and convincing, with mathematical concepts (and using notations of Lagrange's calculus of variations, [42][vol.I, p.336]) carefully defined and employed. Remarkably he also goes back to the principle of least action, an aspect of the heat theorem which is now forgotten, and furthermore considers the "complete problem" taking into account the variation (if any) of the external forces.

He makes a (weaker) ergodicity assumption: each atom or small group of atoms undergoes a periodic motion and the statistical uniformity follows from the large number of evolving units, [34],

"..temporarily, for the sake of simplicity we shall assume, as already before, that all points describe closed trajectories. For all considered points, and that move in a similar manner, we suppose, more specifically, that they go through equal paths with equal period, although other points may run through other paths with other periods. If the initial stationary motion is changed into an-

¹⁰ The second fundamental theorem is not the second law but a logical consequence of it, see Sec.(6.1).

other, hence on a different path and with different period, nevertheless these will be still closed paths each run through by a large number of points.”

And later, [34],

“.. in this work we have supposed, until now, that all points move along closed paths. We now want to give up this special hypothesis and concentrate on the assumption that motion is stationary.

For the motions that do not follow closed paths, the notion of recurrence, literally taken, is no longer useful so that it is necessary to analyze it in another sense. Consider, therefore, first the motions which have a given component in a given direction, for instance the x direction in our coordinate system. Then it is clear that motions proceed back and forth, for the elongation, speed and return time. The time interval within which we find again every group of points that behave in the same way, approximately, admits an average value...”

He does not worry about the time scales needed to reach statistical equilibrium: which, however, by the latter assumption are strongly reduced. The first systematic treatment of the time scales will appear a short time later, [32][#22], in Boltzmann’s theory of diluted gases: via the homonym equation, time scales are evaluated in terms of the free flight time and become reasonably short and observable compared to the super-astronomical recurrence times.

Clausius’ answer to Boltzmann, [36] see also Sec.(6.6), is also a nice example on how a scientific discussion about priority, accompanied by a strong critique of various aspects of the work of a fellow scientist, can be conducted without transcending out of reasonable bounds: the paper provides an interesting and important clarification of the original work of Boltzmann, which nevertheless remains a breakthrough.

Eventually Boltzmann, after having discussed the mechanical derivation of the heat theorem and obtained the theory of ensembles (the ones today called microcanonical and canonical) and Boltzmann’s equation, finds it necessary to rederive it via a combinatorial procedure (pursuing its first use in [43][#5]) in which every physical quantity is regarded as discrete, [40][#42], see also Sec. (6.12) below, and remarkably showing that the details of the motion (*e.g.* periodicity) are completely irrelevant for finding that equilibrium statistics implies macroscopic thermodynamics.

1.4 Least action and heat theorem

It is useful to devote some time to a presentation of the original idea for the heat theorem.

Boltzmann and Clausius theorems are based on a version of the action principle for periodic motions. If $t \rightarrow x(t)$ is a periodic motion developing under the action of internal forces with potential energy $V(x)$ and of external

forces with potential $V_{ext}(x)$, and with kinetic energy $K(x)$, then the action of x is defined, if its period is i (adopting here the original notation for the period), by

$$\mathcal{A}(x) = \int_0^i \left(\frac{m}{2} \dot{x}(t)^2 - V(x(t)) \right) dt \quad (1.4.1)$$

We are interested in periodic variations δx that can be represent as:

$$\delta x(t) = x' \left(\frac{i'}{i} t \right) - x(t) \stackrel{def}{=} x'(i'\varphi) - x(i\varphi) \quad (1.4.2)$$

where $\varphi \in [0, 1]$ is the *phase*, as introduced by Clausius, [34], see also Sec.(refsec:V-6) below. The role of φ is simply to establish a correspondence between points on the initial trajectory x and on the varied one x' : it is manifestly an arbitrary correspondence (which could be defined differently without affecting the final result) convenient to follow the algebraic steps. It should be noted that Boltzmann does not care to introduce the phase and this makes his computations difficult to follow (in the sense that once realized which the final result is, it may be easier to reproduce it rather than to follow his calculations).

Following Clausius version, [34], the heat theorem is deduced from a few identities about the average values $\overline{F} = i^{-1} \int_0^i F(x(t)) dt$ for generic observables F and $\overline{K} = i^{-1} \int_0^i \frac{1}{2} \dot{x}(t)^2 dt$ for the average of the kinetic energy.

Let $x(t) = \xi(\frac{t}{i})$ with $\xi(\varphi)$ 1-periodic; it is $\overline{F} \equiv \int_0^1 F(\xi(\varphi)) d\varphi$, and $\overline{K} = \frac{1}{2} \int_0^1 \frac{\xi'(\varphi)^2}{i^2} d\varphi$. Changing x by δx means to change ξ by $\delta \xi$ and i by δi . So variation of an average is the sum of the variation due to $\delta \xi$ and that due to δi : namely $\delta \overline{F} = \delta_\xi \overline{F} + \delta_i \overline{F}$. Therefore

$$\delta \overline{V} \equiv \delta_\xi \overline{V}, \quad \delta \overline{V}_{ext} = \delta_\xi \overline{V}_{ext}, \quad \delta \overline{K} = -2 \frac{\delta i}{i} \overline{K} + \delta_\xi \overline{K} \quad (1.4.3)$$

The variation $\delta(\overline{K} + \overline{V} + \overline{V}_{ext}) \stackrel{def}{=} dU + dL$, with $U \stackrel{def}{=} \overline{K} + \overline{V}$ and $dL \stackrel{def}{=} d\overline{V}_{ext}$, has a natural interpretation of heat δQ in/out in the process $x \rightarrow x'$.¹¹

Then using the above Eq. (1.4.3): $\delta_\xi \overline{K} = \delta \overline{K} + 2 \frac{\delta i}{i} \overline{K}$

$$\begin{aligned} \delta Q &\equiv \delta(\overline{K} + \overline{V} + \overline{V}_{ext}) = -2 \frac{\delta i}{i} \overline{K} + \delta_\xi(\overline{K} + \overline{V} + \overline{V}_{ext}) \\ &= -2 \frac{\delta i}{i} \overline{K} + 2 \delta_\xi \overline{K} + \delta_\xi(-\overline{K} + \overline{V} + \overline{V}_{ext}) \equiv +2 \frac{\delta i}{i} \overline{K} + 2 \delta \overline{K} + \mathbf{0} \end{aligned} \quad (1.4.4)$$

where the last 0 is due to *Maupertuis' principle*, as the motion follows the equations of motion (at fixed i). Therefore, (*Heat theorem*):

¹¹ Because $\delta(\overline{K} + \overline{V}) \stackrel{def}{=} dU$ and $\delta \overline{V}_{ext} \stackrel{def}{=} \delta L$ are the variation of the internal energy U and dL is the work that the system performs: i.e. $\delta Q = \delta U + \delta L$.

$$\frac{\delta Q}{\overline{K}} = +2\frac{\delta i}{i} + 2\frac{\delta \overline{K}}{\overline{K}} = 2\delta \log(i\overline{K}) \stackrel{def}{=} \delta \mathbf{S} \quad (1.4.5)$$

is an exact differential.

In reality it is somewhat strange that both Boltzmann and Clausius call Eq.(1.4.5) a “generalization of the action principle”: the latter principle uniquely determines a motion, *i.e.* it determines its equations; Eq.(1.4.5) instead does not determine a motion but it only establishes a relation between the variation of average kinetic and potential energies of close periodic motions under the assumption that they satisfy the equations of motion; and it does not establish a variational property (unless coupled with the second law of thermodynamics, see footnote at p.19).

Still to derive it one proceeds as in the analysis of the action principle and this seems to be the only connection between the Eq.(1.4.5) and the mentioned principle. Boltzmann formulates explicitly, [29][#2,sec.IV], what he calls a generalization of the action principle and which is the Eq.(1.4.5) (with $V_{ext} = 0$ in his case):

“If a system of points under the influence of forces, for which the “vis viva” principle holds [i.e. the kinetic energy variation equals the work of the acting forces], performs some motion, and if all points undergo an infinitesimal change of the kinetic energy and if they are constrained to move on a trajectory close to the preceding one, then $\delta \sum \frac{m}{2} \int c ds$ equals the total variation of the kinetic energy times half the time during which the motion takes place, provided the sum of the products of the infinitesimal displacements of the points times their velocities and the cosine of the angle at each of the extremes are equal, for instance when the new limits are located on the lines orthogonal to the old trajectory limits”

It would be, perhaps, more appropriate to say that Eq.(1.4.5) follows from $\mathbf{f} = m\mathbf{a}$ or, also, that it follows from the action principle because the latter is equivalent to $\mathbf{f} = m\mathbf{a}$.¹²

A simple explicit example of Eq.(1.4.5) is in Appendix A: from Boltzmann himself although it came somewhat later, [44][#39], see also Sec.(6.11) below.

In Appendix C an interpretation of the proof of the above theorem in a general monocyclic system is analyzed. See Appendix D for the extension to Keplerian motion, [41].

Both Boltzmann and Clausius were not completely comfortable with the periodicity. As mentioned, Boltzmann imagines that each point follows the same periodic trajectory which, if not periodic, “can be regarded as periodic with infinite period”, [29][p.30,#2], see also Appendix B below: a statement not always properly interpreted which, however, will evolve, thanks to Boltz-

¹² This is an important point: the condition Eq.(1.4.5) does not give to the periodic orbits describing the state of the system any variational property (of minimum or maximum): the consequence is that it does not imply $\int \frac{\delta Q}{T} \leq 0$ in the general case of a cycle but only $\int \frac{\delta Q}{T} = 0$ in the (considered) reversible cases of cycles. This comment also applies to Clausius’ derivation. The inequality seems to be derivable only by applying the second law in Clausius formulation. It proves existence of entropy, however, see comment at p.143.

mann's own essential contributions, into the ergodic hypothesis of the XX-th century (for the correct meaning see comment at p.144 in Sec.(6.1), see also Appendix B).

Clausius worries about such a restriction more than Boltzmann does; and he is led to think the system as consisting of many groups of points which closely follow an essentially periodic motion. This is a conception close to the Ptolemaic conception of motion via cycles and epicycles, [45].

1.5 Ensembles and heat Theorem

The identification of a thermodynamic equilibrium state with the collection of time averages of observables was made, almost without explicit comments *i.e. as if it neither needed discussion nor justification*, in Boltzmann's paper of 1866, [29][#2], see also Sec.(6.1) below. As stressed above the analysis relied on the assumption that motions are periodic.

A first attempt to eliminate such hypothesis is already in the work of 1868, [43][#5], see also Sec.(6.2) below, where the Maxwellian distribution is derived first for a gas of hard disks and then for a gas of atoms interacting via very short range potentials (so that interparticles collisions duration in time and space can be neglected, although an external potential can have a non zero range).

In this remarkable paper the canonical distribution for the velocity of the atoms in a single molecule is obtained from the microcanonical distribution of the entire gas. The ergodic hypothesis appears initially in the form: the molecule goes through all possible [internal] states because of the collisions with the others. However the previous hypothesis (*i.e.* periodic motion covering the energy surface) appears again to establish, as a starting point, the microcanonical distribution for the entire gas.

The argument is based on the fact that the collisions, assumed of negligible space-time duration in a rarefied gas, see p. 150 below, change the coordinates via a transformation with Jacobian determinant 1 (because it is a canonical map) and furthermore, since the two colliding atoms are in arbitrary configurations, then the distribution function, being invariant under time evolution, must be a function of the only relevant conserved quantity for the two atoms, *i.e.* the sum of their energies (while the sum of their momenta is not considered because of translation and rotation invariance).

Also remarkable is that the derivation of the Maxwellian distribution for a single particle from the uniform distribution on the N -particles energy surface¹³ is performed

(1) by decomposing the possible values of the kinetic energy of the system into a sum of values of individual particle kinetic energies

¹³ Microcanonical in absence of external forces, *i.e.* just the uniform distribution of the kinetic energy as the interactions are assumed instantaneous.

- (2) each of which susceptible of taking finitely many values (with degeneracies, dimension dependent, accounted in the 2 and 3 dimensional space cases)
- (3) solving the combinatorial problem of counting the number of ways to realize the given values of the total kinetic energy and particles number
- (4) taking the limit in which the energy levels become dense, integrating over all but one particles velocities, letting the total number increase to ∞ .

The combinatorial analysis has attracted a lot of attention particularly, [46], if confronted with the later similar (but *different*) analysis in [40][#42], see the comments in Sec.(6.12) below.

At this point Boltzmann felt the need to strengthen the implications of his new general theory, foundation of the theory of equilibrium ensembles, by producing at least an example of a systems whose motions would visit the set of all configurations with a given energy.

The idea that simple perturbations can lead to ergodicity (in the sense of uniformly dense covering of the energy surface by a single orbit) was illustrated in an example in a subsequent paper, [47][#6], see also Sec.(6.3) below. However the example, chosen because all calculations could be done explicitly and therefore should show how ergodicity implies the microcanonical distribution, is a mechanical problem with 2 degrees of freedom which, however, is *not ergodic on all* energy surfaces: see comments in Sec.(6.3) below.¹⁴

In 1871 Clausius also made an attempt to eliminate the periodicity assumption, as discussed in [34][36], see also Sec.(6.5) below.

1.6 Periodicity and ergodicity

Research on the consequences of the 1868 paper continued as, clearly, the results were so deep that further analysis was necessary. In 1871 Boltzmann, [37][#18], considered a gas of polyatomic molecules and related the detailed structure of the dynamics to the determination of the invariant probability distributions on phase space that would yield the time averages of observables in a given stationary state without relying on the periodicity.

The assumption that in the collisions the range of the interparticle forces is negligible as well as the duration of the collisions is eliminated in three 1871 papers.

Under the assumption that “*the different molecules take all possible states of motion*” Boltzmann undertakes again, [37][#18], see also Sec.(6.8) below, the task of determining the number of atoms of the $N = \varrho V$ (ϱ = density, V = volume of the container) molecules which have given momenta \mathbf{p} and positions \mathbf{q} (\mathbf{p} are the momenta of the r atoms in a molecule and \mathbf{q} their positions) determined within $d\mathbf{p}, d\mathbf{q}$, denoted $f(\mathbf{p}, \mathbf{q})d\mathbf{p}d\mathbf{q}$, greatly extending Maxwell’s derivation of

¹⁴ It is an example similar to the example on the two body problem examined in 1877, [44][#39], and deeply discussed in the concluding paper [41][#73].

$$f(p, q) = \varrho \frac{e^{-hp^2/2m}}{\sqrt{2m\pi^3h^{-3}}} d^3p d^3q \quad (1.6.1)$$

for monoatomic gases (and elastic rigid bodies), [27].

The main assumption is no longer that the motion is periodic: only the individual molecules assume in their motion all possible states; and that is not supposed to happen periodically but it is achieved thanks to the collisions with other molecules; no periodicity any more.

Furthermore, [37][#18,p.240]:

“Since the great regularity shown by the thermal phenomena induces to suppose that f is almost general and that it should be independent from the properties of the special nature of every gas; and, even, that the general properties depend only weakly from the form of the equations of motion, with the exception of the cases in which the complete integration does not present insuperable difficulties.”

and in fact Boltzmann develops an argument that shows that in presence of binary collisions in a rarefied gas the function f has to be $f = Ne^{-hU}$ where U is the total energy of the molecule (kinetic plus potential). This is a consequence of Liouville’s theorem and of the conservation of energy in each binary collision.

The binary collisions assumption troubles Boltzmann, [37][p.255]:

“An argument against is that so far the proof that such distributions are the unique that do not change in presence of collisions is not yet complete. It remains nevertheless established that a gas in the same temperature and density state can be found in many configurations, depending on the initial conditions, a priori improbable and even that will never be experimentally observed.”

The (unresolved) doubt is the price paid by considering treating the interparticle as pair collisions (done in the 1868 paper where the analysis is based on the realization that in binary collisions, involving two molecules of n atoms each, with coordinates $(\mathbf{p}_i, \mathbf{q}_i)$, $i = 1, 2$,¹⁵ only the total energy and total linear and angular momenta of the pair are constant (by the second and third Newtonian laws) and, furthermore, the volume elements $d\mathbf{p}_1 d\mathbf{q}_1 d\mathbf{p}_2 d\mathbf{q}_2$ do not change (by the Liouville’s theorem).

Visibly unhappy with the nonuniqueness of the results of multibody collisions, Boltzmann resumes the analysis in a more general context: *after all a molecule is a collection of interacting atoms*. Therefore one can consider a gas as a giant molecule and apply to it the above ideas.

Under the assumption that there is only one constant of motion he rederives in the subsequent paper, [38][#19], see also Sec.(6.9) below, that the probability distribution has to be what we call today a *microcanonical dis-*

¹⁵ Here $\mathbf{p}_1 = (p_1^{(1)}, \dots, p_1^{(n)})$, $\mathbf{q}_1 = (q_1^{(1)}, \dots, q_1^{(n)})$, $\mathbf{p}_2 = (p_2^{(1)}, \dots, p_2^{(n)})$, etc., are the momenta and positions of the atoms $1, \dots, n$ in each of the two molecules.

tribution and that it implies a canonical distribution for a (small) subset of molecules.

The derivation is the same that we present today to the students. It has been popularized by Gibbs, [48], who acknowledges Boltzmann's work but curiously quotes it as [49], *i.e.* with the title of the first section of Boltzmann's paper [38][#19], see also Sec.(6.9) below, which refers to a, by now, somewhat mysterious "principle of the last multiplier of Jacobi". The latter is that in changes of variable the integration element is changed by a "last multiplier" that we call now the *Jacobian determinant* of the change. The true title ("A general theorem on thermal equilibrium") is less mysterious although quite unassuming given the remarkable achievement in it: this is the first work in which the general theory of the ensembles is discovered simultaneously with the equivalence between canonical and microcanonical distributions for large systems.

Of course Boltzmann does not solve the problem of showing uniqueness of the distribution (we know that this is essentially never true in presence of chaotic dynamics, [5][50]). *Therefore to attribute a physical meaning to the distributions he has to show that they allow to define average values related by the laws of thermodynamics: i.e. he has to go back to the derivation of a result like that of the heat theorem proving that $\frac{dQ}{T}$ is an exact differential.*

The periodicity assumption is long gone and the result might be not deducible within the new context. He must have felt relieved when he realized, few days later, [39][#19], see also Sec.(6.11) below, that a heat theorem could also be deduced under the same assumption (uniform density on the total energy surface) that the equilibrium distribution is the microcanonical one, without reference to the dynamics.

Defining the heat dQ received by a system as the variation of the total average energy dE plus the average of the work dW performed by the system on the external particles¹⁶ it is shown that $\frac{dQ}{T}$ is an exact differential if T is proportional to the average kinetic energy, see Sec.(6.13) for the details.

This made statistical mechanics of equilibrium independent of the ergodic hypothesis; it will be further developed in the 1884 paper, see Sec.(6.13) below, into a very general theory of statistical ensembles extended and made popular by Gibbs.

In the arguments used in the "trilogy", [37][#18],[38][#19],[39][#20], dynamics intervenes, as commented above, only through binary collisions treated in detail: the analysis will be employed a little later to imply, via the conservation laws of Newtonian mechanics and Liouville's theorem, particularly developed in [37][#18], the new well known Boltzmann's equation, which is presented explicitly immediately after the trilogy, [32][#22].

¹⁶ *i.e.* the average variation, in time, of the potential energy due to its variation generated by a change in the potential of the external forces parameters.

1.7 Boltzmann's equation, entropy, Loschmidt's paradox

Certainly the result of Boltzmann most well known and used in technical applications is the *Boltzmann's equation*, [32][#22]: his work is often identified with it (although the theory of ensembles could well be regarded as his main achievement). It is a consequence of the analysis in [37] (and of his familiarity, since his 1868 paper, see Sec.(6.2), with the work of Maxwell [33]). It attacks a completely new problem: namely it does not deal with determining the relation between properties of different equilibrium states, as done in the analysis of the heat theorem.

The subject is to determine how equilibrium is reached and shows that the evolution of a very diluted N atoms gas ¹⁷ from an initial state, which is not time invariant, towards a final equilibrium state admits a “Lyapunov function”, if evolution occurs in isolation from the external world: *i.e* a function $H(f)$ of the *empirical distribution* $Nf(p, q)d^3pd^3q$, giving the number of atoms within the limits d^3pd^3q , which evolves monotonically towards a limit H_∞ which is the value achieved by $H(f)$ when f is the canonical distribution.

There are several assumptions and approximations, some hidden. Loosely, the evolution should keep the empirical distribution smooth: this is necessary because in principle the state of the system is a precise configuration of positions and velocities (a “delta function” in the $6N$ dimensional phase space), and therefore the empirical distribution is a reduced description of the microscopic state of the system, which is supposed to be sufficient for the macroscopic description of the evolution; and only binary collisions take place and do so losing memory of the past collisions (the *molecular chaos hypothesis*). For a precise formulation of the conditions under which Boltzmann's equations can be derived for, say, a gas microscopically consisting of elastic hard balls see [51][5][52].

The hypotheses are reasonable in the case of a rarefied gas: however the consequence is deeply disturbing (at least to judge from the number of people that have felt disturbed). It might even seem that chaotic motion is against the earlier formulations, adopted or considered seriously not only by Boltzmann, but also by Clausius and Maxwell, linking the heat theorem to the periodicity of the motion and therefore to the recurrence of the microscopic states.

Boltzmann had to clarify the apparent contradiction, first to himself as he initially might have not realized its need it while under the enthusiasm of the discovery. Once challenged he easily answered the critiques (“sophisms”, see Sec.(6.11) below), although his answers very frequently have been missed, [44] and for details see Sec.(6.11) below.

The answer relies on a more careful consideration of the time scales: already Thomson, [53], had realized and stressed quantitatively the deep difference between the time (actually, in his case, the number of observations) needed to see a recurrence in a isolated system and the time to

¹⁷ Assume here for simplicity the gas to be monoatomic.

reach equilibrium. See also the “*Christmas night, 1897*” paper of Boltzmann, [54][55][#128].

The latter time is a short time measurable in “human units” (usually from microseconds to hours) and in rarefied gases it is of the order of the average free flight time, as implied by the Boltzmann's equation which therefore also provides an explanation of why approach to equilibrium is observable at all.

The first time scale, that will be called T_∞ , is by far longer than the age of the Universe already for a very small sample of matter, like 1 cm^3 of hydrogen in normal conditions which Thomson, and later Boltzmann, estimated to be of about $10^{10^{19}}$ times the age of the Universe, [56][Vol.2, Sec.88] (or “equivalently”(!) times the time of an atomic collision, 10^{-12} sec).

The above mentioned function $H(f)$ is simply

$$H(f) = -k_B N \int f(p, q) \log(f(p, q)\delta^3) d^3 p d^3 q \quad (1.7.1)$$

where δ is an arbitrary constant with the dimension of an action and k_B is an arbitrary constant. If f depends on time following the Boltzmann equation then $H(f)$ is monotonic non decreasing, and becomes constant if and only if f is the one particle reduced distribution of a canonical distribution.

It is also important that if f has an equilibrium value, given by a canonical distribution, and if the system is a rarefied gas so that the potential energy of the molecules mutual interaction can be neglected, then $H(f)$ coincides, up to an arbitrary additive constant, with the entropy per mole of the corresponding equilibrium state provided the constant k_B is suitably chosen and given the value $k_B = RN_A^{-1}$, with R the gas constant and N_A Avogadro's number.

This induced Boltzmann to define $H(f)$ also as *the entropy of the evolving state* of the system, thus extending the definition of entropy far beyond its thermodynamic definition (where it is a consequence of the second law of thermodynamics). Such extension is, in a way, arbitrary: because it seems reasonable only if the system is a rarefied gas.

In the cases of dense gases, liquids or solids, the analogue of Boltzmann's equation, when possible, has to be modified as well as the formula in Eq.(1.7.1) and the modification is not obvious as there is no natural analogue of the equation. Nevertheless, after Boltzmann's analysis and proposal, *in equilibrium*, *e.g.* canonical or microcanonical not restricted to rarefied gases, the entropy can be identified with $k_B \log W$, W being the volume (normalized via a dimensional constant) of the region of phase space consisting of the microscopic configurations with the same empirical distribution $f(p, q) \stackrel{\text{def}}{=} \frac{\varrho(p, q)}{\delta^3}$ and it is shown to be given by the “Gibbs entropy”

$$S = -k_B \int \varrho(\mathbf{p}, \mathbf{q}) \log \varrho(\mathbf{p}, \mathbf{q}) \frac{d^{3N} \mathbf{p} d^{3N} \mathbf{q}}{\delta^{3N}} \quad (1.7.2)$$

where $\varrho(\mathbf{p}, \mathbf{q}) \frac{d^{3N} \mathbf{p} d^{3N} \mathbf{q}}{\delta^{3N}}$ is the equilibrium probability for finding the microscopic configuration (\mathbf{p}, \mathbf{q}) of the N particles in the volume element $d^{3N} \mathbf{p} d^{3N} \mathbf{q}$ (made adimensional by the arbitrary constant δ^{3N}).

This suggests that in general (*i.e.* not just for rarefied gases) there could also exist a simple Lyapunov function controlling the approach to stationarity, with the property of approaching a maximum value when the system approaches a stationary state.

It has been recently shown in [57][58] that H , defined as proportional to the logarithm of the volume in phase space, divided by a constant with same dimension as the above δ^{3N} , of the configurations that attribute the same empirical distribution to the few observables relevant for macroscopic Physics, is monotonically increasing, if regarded over time scales short compared to the above defined recurrence time scale T_∞ and provided the initial configuration is not extremely special.¹⁸ The so defined function H has been called "Boltzmann's entropy".

However there may be several such functions besides the just defined Boltzmann's entropy. Any of them would play a fundamental role similar to that of entropy in equilibrium thermodynamics if it could be shown to be independent of the arbitrary choices made to define it: like the value of δ , the shape of the volume elements $d^{3N} \mathbf{p} d^{3N} \mathbf{q}$ or the metric used to measure volume in phase space: this however does not seem to be the case, [59], except in equilibrium and this point deserves further analysis, see Sec.(3.11).

The analysis of the physical meaning of Boltzmann's equation has led to substantial progress in understanding the phenomena of irreversibility of the macroscopic evolution controlled by a reversible microscopic dynamics and it has given rise to a host of mathematical problems, most of which are still open, starting with controlled algorithms of solution of Boltzmann's equation or, what amounts to the same, theorems of existence/uniqueness of the solutions: for a discussion of some of these aspects see [5].

The key conceptual question is, however, how is it possible that a microscopically reversible motion could rigorously lead to an evolution described by an irreversible equation (*i.e.* an evolution in which there is a monotonically evolving function of the state).

One of the first to point out the incompatibility of a monotonic approach to equilibrium, as foreseen by the Boltzmann's equation, was Loschmidt. And Boltzmann started to reply very convincingly in [44], for details see Sec.(6.11) below, where Sec.II is dedicated to the so called *Loschmidt's paradox*: which remarks that if there are microscopic configurations in which the $H(f)$, no matter how it is defined, is increasing at a certain instant there must also be others in which at a certain instant $H(f)$ is decreasing and they are obtained by reversing all velocities leaving positions unchanged, *i.e.* by applying the *time reversal* operation.

¹⁸ For there will always exist configurations for which $H(f)$ or any other extension of it decreases, although this can possibly happen only for a very short time (of "human size") to start again increasing forever approaching a constant (until a time T_∞ is elapsed and in the unlikely event that the system is still enclosed in its container where it has remained undisturbed and if there is still anyone around to care).

This is inexorably so, no matter which definition of H is posed. In the paper [44][p.121,#39] a very interesting analysis of irreversibility is developed. I point out here the following citations:

“In reality one can compute the ratio of the numbers of different initial states which determines their probability, which perhaps leads to an interesting method to calculate thermal equilibria. Exactly analogous to the one which leads to the second main theorem. This has been checked in at least some special cases, when a system undergoes a transformation from a non uniform state to a uniform one. Since there are infinitely many more uniform distributions of the states than non uniform ones, the latter case will be exceedingly improbable and one could consider practically impossible that an initial mixture of nitrogen and oxygen will be found after one month with the chemically pure oxygen on the upper half and the nitrogen in the lower, which probability theory only states as not probable but which is not absolutely impossible”

To conclude later, at the end of Sec.II of [44][p.122,#39]:

”But perhaps this interpretation relegates to the domain of probability theory the second law, whose universal use appears very questionable, yet precisely thanks to probability theory will be verified in every experiment performed in a laboratory.”

The work is partially translated and commented in the following Sec.(6.11).

1.8 Conclusion

Equilibrium statistical mechanics is born as an attempt to find the mechanical interpretation of the second law of equilibrium thermodynamics,¹⁹ or at least to find a mechanical interpretation of heat theorem (which is its logical consequence).

This leads, via the ergodic hypothesis, to establishing a connection between the second law and the least action principle. The latter suitably extended, first by Boltzmann and then by Clausius, is indeed related to the second law: more precisely to the existence of the entropy function (*i.e.* to $\oint \frac{dQ}{T} = 0$ in a reversible cycle, although not to $\oint \frac{dQ}{T} \leq 0$ in general cycles).

It is striking that all, Boltzmann, Maxwell, Clausius, Helmholtz, ... tried to derive thermodynamics from mechanical relations valid for all mechanical system, whether with few or with many degrees of freedom. This was made

¹⁹ “The entropy of the universe is always increasing” *is not a very good statement of the second law*, [60][Sec. 44.12]. The second law in Kelvin-Planck’s version “A process whose *only* net result is to take heat from a reservoir and convert it to work is impossible”; and entropy is defined as a function S such that if heat ΔQ is added reversibly to a system at temperature T , the increase in entropy of the system is $\Delta S = \frac{\Delta Q}{T}$, [60][61]. The Clausius’ formulation of the second law is “It is impossible to construct a device that, operating in a cycle will produce no effect other than the transfer of heat from a cooler to a hotter body”, [61][p.148]. In both cases the existence of entropy follows as a theorem, Clausius’ “fundamental theorem of the theory of heat”, here called “heat theorem”

possible by more or less strong 'ergodicity' assumptions. And the heat theorem becomes in this way an identity always valid. This is a very ambitious viewpoint and the outcome is the Maxwell–Boltzmann distribution on which, forgetting the details of the atomic motions, the modern equilibrium statistical mechanics is developing.

The mechanical analysis of the heat theorem for equilibrium thermodynamics stands *independently* of the parallel theory for the approach to equilibrium based on Boltzmann's equation: therefore the many critiques towards the latter do not affect the equilibrium statistical mechanics as a theory of thermodynamics. Furthermore the approach to equilibrium is often studied under the much more restrictive assumption that the system is a rarefied gas.

The apparently obvious contradiction between the theorem and the basic equations assumed for the microscopic evolution, was brilliantly resolved (but rarely understood at the time) by Boltzmann, [44][#39], and Thomson, [53], ... who realized the probabilistic nature of the second law as the dynamical law of entropy increase.

A rather detailed view of the reception that the work of Boltzmann received and is still receiving can be found in [62] where a unified view of several aspects of Boltzmann's work are discussed, not always from the same viewpoint followed here, and in the recent exposition of Boltzmann's work in [63].

The possibility of extending the H function *even when the system is not in equilibrium* and interpreting it as a state function defined on stationary states or as a Lyapunov function, is questionable and will be discussed in what follows. In fact (out of equilibrium) the very existence of a well defined function of the "state" of the system which (even if restricted to stationary states) deserves to be called entropy is a problem: for which no physical basis seems to exist indicating the necessity of a solution one way or another.

The next natural question, and not as ambitious as understanding the approach to stationary states (equilibria or not), is to develop a thermodynamics for the stationary states of systems. These are states which are time independent but in which currents generated by non conservative forces, or other external actions,²⁰ occur.

Is it possible to develop a general theory of the relations between time averages of various relevant quantities, thus extending thermodynamics? To this question most of the following will be devoted.

²⁰ Like temperature differences imposed on the boundaries.

Stationary Nonequilibrium

2.1 Thermostats and infinite models

The essential difference between equilibrium and nonequilibrium is that in the first case time evolution is conservative and Hamiltonian, while in the second case time evolution takes place under the action of external agents which could be, for instance, external nonconservative forces or forces due to thermostats actions.

Non-conservative forces perform work which tends to increase the kinetic energy: therefore a system subject only to this kind of forces cannot reach a stationary state. For this reason in nonequilibrium problems there must exist other forces which have the effect of extracting energy from the system balancing, in average, the work done or the energy injected in the system.

This is achieved, in experimental tests as well as in theory, by adding thermostats to the system. Empirically a thermostat is a device (consisting also of particles, like atoms or molecules) which maintains its own temperature constant while interacting with the system of interest.

In an experimental apparatus thermostats usually consist of large systems whose particles interact with those of the system of interest: so large that, for the duration of the experiment, the heat that they receive from the system affects negligibly their temperature.

However it is clear that locally, near the boundary of separation between system and thermostat, there will be variations of temperature which will not increase indefinitely, because heat will flow away towards the far boundaries of the thermostats containers. But eventually the thermostats temperature will start changing and the experiment will have to be interrupted: so it is

necessary that the system reaches a 'satisfactorily' stationary state before the halt of the experiment. This is a situation that can be achieved by suitably large thermostating systems.

There are two main ways to model thermostats. At first, the simplest would seem to imagine the system enclosed in a container C_0 in contact, through separating walls, with other containers $\Theta_1, \Theta_2, \dots, \Theta_n$ as illustrated in Fig.(2.1.1).

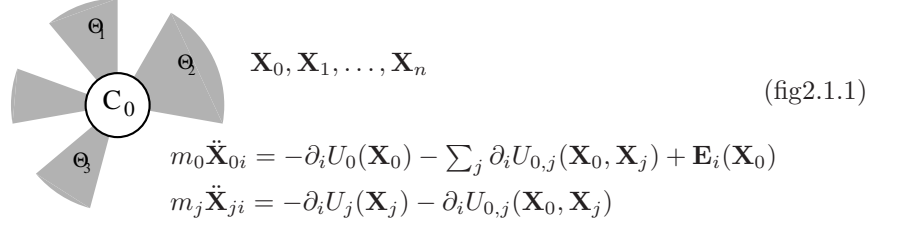


Fig.(2.1.1): C_0 represents the system container and Θ_j the thermostats containers whose temperatures are denoted by T_j , $j = 1, \dots, n$. The thermostats are infinite systems of interacting (or free) particles which at all time are supposed to be distributed, far away from C_0 , according to a Gibbs' distribution at temperatures T_j . All containers have elastic walls and $U_j(\mathbf{X}_j)$ are the potential energies of the internal forces while $U_{0,j}(\mathbf{X}_0, \mathbf{X}_j)$ is the interaction potential between the particles in C_0 and those in the infinite thermostats.

The box C_0 contains the “*system of interest*”, or “*test system*” to follow the terminology of the pioneering work [11], by Feynman and Vernon, consisting of N_0 particles while the containers, labeled $\Theta_1, \dots, \Theta_n$, are *infinite* and contain particles with average densities $\rho_1, \rho_2, \dots, \rho_n$ and temperatures at infinity T_1, T_2, \dots, T_n : they constitute the “*thermostats*”, or “*interaction systems*”, to follow [11]. Positions and velocities are denoted $\mathbf{X}_0, \mathbf{X}_1, \dots, \mathbf{X}_n$, and $\dot{\mathbf{X}}_0, \dot{\mathbf{X}}_1, \dots, \dot{\mathbf{X}}_n$ respectively, particles masses are m_0, m_1, \dots, m_n . The \mathbf{E} denote external, conservative or not, forces.

Thermostats temperatures are defined by requiring that initially particles in each thermostat have a distribution which, far from the test system, is asymptotically a Gibbs distribution with given densities ρ_1, ρ_2, \dots , inverse temperatures $(k_B T_1)^{-1}, \dots, (k_B T_n)^{-1}$ and interaction potentials $U_j(\mathbf{X}_j)$ generated (for simplicity) by a short range pair potential φ (with at least the usual stability properties).¹

Likewise $U_0(\mathbf{X}_0)$ denotes the potential energy of the pair interactions of the particles in the test system and finally $U_{0,j}(\mathbf{X}_0, \mathbf{X}_j)$ denotes the interaction energy between particles in C_0 and particles in the thermostat Θ_j , also assumed to be generated by a pair potential (*e.g.* the same φ , for simplicity).

The interaction between thermostats and test system are supposed to be *efficient* in the sense that the works done by the external forces (if any) and by the thermostats forces (always present) will balance, in the average, and keep the test system within a bounded domain in phase space. Or at least keep its distribution in spatially finite regions essentially concentrated on bounded phase space domains; *i.e.* assign, to the configurations outside a ball (centered

¹ *I.e.* enjoying the lower boundedness property $\sum_{i < j}^{1, m} \varphi(q_i - q_j) \geq -Bm$, with $B \geq 0 \forall m$, [5][Sec.2.2]. Long range interactions are excluded from the thermostat models considered here.

in C_0) of radius P in momentum and L in position, a probability distribution which goes to zero at a time independent rate as $R, L \rightarrow \infty$: thus being compatible with the realization of a stationary state.

The above model, first proposed in [11] in a quantum mechanical context, is a typical model that seems to be accepted widely as a physically sound model for thermostats.

However it is quite unsatisfactory; not because infinite systems are unphysical: after all we are used to consider 10^{19} particles in a container of 1 cm^3 as an essentially infinite system; but because it is very difficult to develop a theory of the motion of infinitely many particles distributed with positive density. So far the cases in which the model has been pushed beyond the definition assume that the systems in the thermostats are free systems, examples already considered in [11], (“free thermostats”).

A further problem with this kind of thermostats, that will be called “*Newtonian*” or “*conservative*”, is that, even in the cases of free thermostats, they are not suited for simulations (although they might be studied theoretically). And it is a fact that, in the last half century or so, new ideas and progress in nonequilibrium have come from the results of numerical simulations. However the simulations are performed on systems interacting with *finite thermostats*.

Last, but not least, a realistic thermostat should be able to maintain a temperature gradient because in a stationary state only the temperature at infinity can be exactly constant: but in infinite space and with the appropriate boundary conditions on the container walls (*i.e.* Neuman boundary conditions) this may be impossible ²

2.2 Finite thermostats

The simplest finite thermostat models can be illustrated in a similar way to that used in Fig.2.1.1:

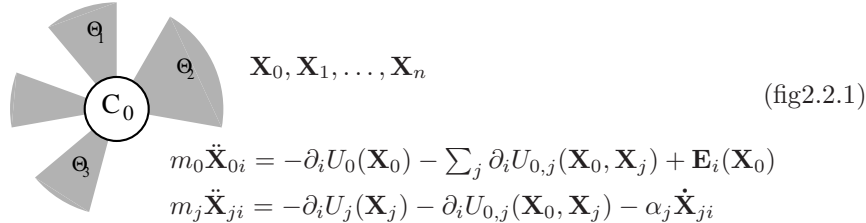


Fig.2.2.1: Finite thermostats model (Gaussian thermostats): the containers Θ_j are finite and contain N_j particles. The thermostating effect is modeled by an extra force $-\alpha_j \dot{\mathbf{X}}_j$ so defined that the total kinetic energies $K_j = m_j \dot{\mathbf{X}}_j^2 / 2$ are exact constants of motion with values $K_j \stackrel{def}{=} 3N_j k_B T_j / 2$.

The difference with respect to the previous model is that the containers $\Theta_1, \dots, \Theta_n$ are now *finite* and contain N_1, \dots, N_n particles respectively, (while

² Because heuristically it is tempting to suppose that, in a stationary state, temperature should be locally defined, and should tend to the value at infinity following a kind of heat equation: but the heat equation with reflecting boundary conditions might fail to have bounded solutions in an infinite domain, like a line or an hyperboloid, with values at points tending to ∞ different from the values near C_0 if the dimension of the container is 1 or 2.

C_0 still contains N_0 particles): the Θ_j can be imagined as obtained by bounding the regions external to C_0 at distance ℓ from the origin, by adding a spherical (for definiteness) elastic boundary Ω_ℓ of radius ℓ , centered in C_0 , delimiting the regions Θ_j .

The condition that the thermostats temperatures T_j should be fixed is imposed by imagining that there is an extra force $-\alpha_j \dot{\mathbf{X}}_j$ acting on all particles of the j -th thermostat and the multipliers α_j are so defined that the kinetic energies $K_j = \frac{1}{2} m_j \dot{\mathbf{X}}_j^2$ are *exact constants of motion* (with values fixed by the initial thermostats data as $K_j \stackrel{def}{=} \frac{3}{2} N_j k_B T_j$, $k_B =$ Boltzmann's constant, $j = 1, \dots, n$). Setting $m_j \equiv 1$, the multipliers α_j are then found to be:³

$$\alpha_j = \frac{(Q_j + \dot{U}_j)}{2K_j} \quad \text{with} \quad Q_j \stackrel{def}{=} -\dot{\mathbf{X}}_j \cdot \partial_{\mathbf{X}_j} U_{0,j}(\mathbf{X}_0, \mathbf{X}_j) \quad (2.2.1)$$

where Q_j , which is the work per unit time performed by the particles in the test system upon those in the container Θ_j , is naturally interpreted as the *heat* ceded per unit time to the thermostat Θ_j .

The energies $U_0, U_j, U_{0,j}$, $j > 0$, should be imagined as generated by pair potentials $\varphi_0, \varphi_j, \varphi_{0,j}$ short ranged, stable¹, smooth or with a singularity like a hard core or a high power of the inverse distance, and by external potentials modeling the containers elastic walls.

One could also imagine that thermostat forces may similarly act within the system in C_0 : *i.e.* that there is an extra force $-\alpha_0 \dot{\mathbf{X}}_0$ which also keeps the kinetic energy K_0 constant ($K_0 = \frac{1}{2} \dot{\mathbf{X}}_0^2$ fixed by the initial conditions as $\stackrel{def}{=} N_0 \frac{3}{2} k_B T_0$): which could be called an “autothermostat” force on the test system. This is relevant in several physically important problems: for instance in electric conduction models the thermostating is due to the interaction of the electricity carriers with the oscillations (phonons) of an underlying lattice, and the latter can be modeled (if the masses of the lattice atoms are much larger than those of the carriers), [64], by a force keeping the total kinetic energy (*i.e.* temperature) of the carriers constant. In this case defining $W_0 = \mathbf{E}(\mathbf{X}_0) \cdot \dot{\mathbf{X}}_0$ the multiplier α_0 would be defined by

$$\alpha_0 = \frac{(W_0 + Q_0 + \dot{U}_0)}{2K_0} \quad \text{with} \quad Q_0 \stackrel{def}{=} -\sum_{j>0} \dot{\mathbf{X}}_0 \cdot \partial_{\mathbf{X}_0} U_{0,j}(\mathbf{X}_0, \mathbf{X}_j) \quad (2.2.2)$$

In the autothermostatted case, in which the total kinetic energy is kept constant and no external thermostat is present, α_0 would be $\alpha_0 = (W_0 + \dot{U}_0)/2K_0$.

Certainly there are other models of thermostats that can be envisioned: all, including the above, were conceived in order to make possible simulations. The first ones have been the “Nosé-Hoover” thermostats, [65][66][67]. However

³ Simply multiplying the both sides of each equation in Fig.2.2.1 by $\dot{\mathbf{X}}_j$ and imposing, for each $j = 1, \dots, n$, that the *r.h.s.* vanishes.

they are not really different from the above in Fig.2.2.1, or from the similar model in which the multipliers α_j are fixed so that the *total energy* $K_j + U_j$ in each thermostat is a constant; for instance, in the latter case α_j has to be defined as:

$$\alpha_j = \frac{Q_j}{2K_j}, \quad 2K_j = 3N_j k_B \tilde{T}_j \quad (2.2.3)$$

but here \tilde{T}_j are not constants and fluctuate with time: their averages are determined by the initial conditions, which fix instead the constant values of $K_j + U_j$.⁴

The above examples of thermostats will be called *Gaussian isokinetic* if $K_j = \text{const}$, $j \geq 1$, (hence $\alpha_j = \frac{Q_j + \dot{U}_j}{2K_j}$, Eq.(2.2.1)) or *Gaussian isoenergetic* if $K_j + U_j = \text{const}$ (hence $\alpha_j = \frac{Q_j}{2K_j}$, Eq.(2.2.3)).

Summarizing: Newtonian thermostats are infinite in size and are acted upon only by Newtonian forces: *i.e.* $\alpha_j \equiv 0$; while Gaussian thermostats have finite size and include non Newtonian forces. Other thermostats can be considered, *e.g.* imposing that the total kinetic energy is conserved in some thermostats while in others is conserved the total energy; and several other kinds of thermostats have been considered.

Remark: Since α_j 's are odd functions of $\dot{\mathbf{X}}_j$, Gaussian thermostats generate a *reversible dynamics*⁵: this is *important* as it shows that Gaussian thermostats do not miss the *essential feature of Newtonian mechanics which is the time reversal symmetry*. Time reversal (TRS) is a symmetry of nature and any model close or equivalent to providing a faithful representation of nature should enjoy the same symmetry or should be supported by arguments to explain how reversibility remains an essential feature even in irreversible phenomena.

It is interesting to keep in mind the reason for the attribute ‘‘Gaussian’’ to some of the above models. It is due to the interpretation of the constancy of the kinetic energies K_j or of the total energies $K_j + U_j$, respectively, regarded as *non holonomic constraints* imposed on the particles motions. Gauss had proposed to call *ideal* the constraints realized by forces satisfying his principle of *least constraint* and the forces $-\alpha_j \dot{\mathbf{X}}_j$, Eq.(2.2.1) or (2.2.3), do satisfy the prescription. The principle is reminded in Appendix E. For definiteness here attention will mainly be concentrated on the latter Newtonian and Gaussian thermostats.

Of course it will be important to focus on results and properties which:

- (1) do not depend on the thermostat model, at least if the numbers of particles N_0, N_1, \dots, N_n are large,
- (2) have a physical interpretation

⁴ Likewise in a autothermostatted case in which the total energy of the system is kept constant and no external thermostat is present α_0 would be $\alpha_0 = W_0 / 3N_0 k_B \tilde{T}_0$, see also Eq.(2.2.2).

⁵ *I.e.* the phase space map $I(\dot{X}, X) = (-\dot{X}, X)$ is such that the flow S_t and I ‘‘anticommute’’ $S_t I \equiv I S_{-t}$.

The above view of the thermostats and the idea that purely Hamiltonian (but infinite) thermostats could be represented equivalently by finite Gaussian thermostats, external to the system of interest, originated in [65]; it is discussed again by several Authors, see also [68][69][70].

2.3 Examples of nonequilibrium problems

Some simple, concrete, examples of nonequilibrium systems are illustrated in the following figures.

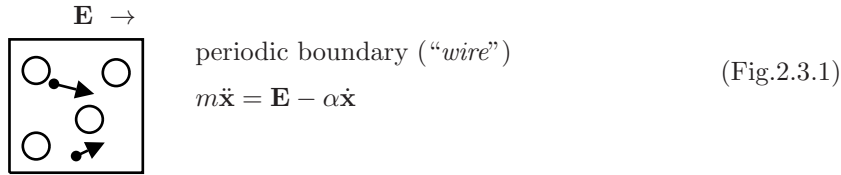


Fig.2.3.1: A model for electric conduction. The container C_0 is a box with opposite sides identified (periodic boundary). N particles, hard disks ($N=2$ in the figure), collide elastically with each other and with other (4 in the figure) fixed hard disks: the mobile particles represent electricity carriers subject also to an electromotive force \mathbf{E} ; the fixed disks model represents an underlying lattice whose phonons are phenomenologically represented by the force $-\alpha\dot{\mathbf{x}}$. This is an example of an autothermostatted system in the sense of Sec.2.2.

The multiplier α is $\alpha = \frac{\mathbf{E} \cdot \dot{\mathbf{x}}}{\dot{\mathbf{x}}^2}$ and it forces constancy of the total kinetic energy $\frac{1}{2}m\dot{\mathbf{x}}^2$: this is an electric conduction model of N charged particles ($N = 2$ in the figure, $\mathbf{x} \in C_0$) in a constant electric field \mathbf{E} and interacting with a lattice of obstacles; it is “autothermostatted” (because the particles in the container C_0 do not have contact with any “external” thermostat). This is a model that appeared since the early days (Drude, 1899, [71][Vol.2, Sec.35]) in a slightly different form (*i.e.* in dimension 3, with point particles and with the thermostatting realized by replacing the $-\alpha\dot{\mathbf{x}}$ force with the prescription that, after collision of a particle with an obstacle, its velocity is rescaled to a fixed $v = (\frac{3}{m}k_B T)^{\frac{1}{2}}$).

The thermostat forces are a model of the effect of the interactions between the particles (electrons) and a background lattice (phonons). The model is remarkable because it is the first nonequilibrium problem that has been treated with real mathematical attention and for which the analog of Ohm’s law for electric conduction has been (recently) proved if $N = 1$, [72].

Another example is a model of thermal conduction, Fig.2.3.2:

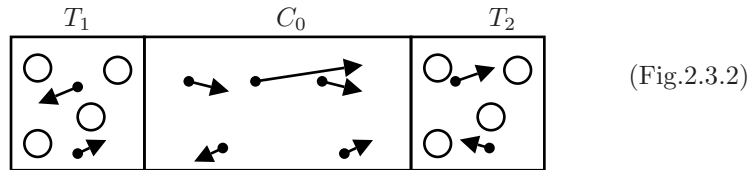


Fig.2.3.2: A model for thermal conduction in a gas; particles in the central container C_0 are N_0 hard disks and the particles in the two thermostats are also hard disks, some of which may be fixed and represent an underlying lattice; collisions occur whenever the centers of two disks are at distance equal to their diameters. Collisions with the separating walls or bounding walls occur when the disks centers reach them. All collisions are elastic.

In the model N_0 hard disks interact by elastic collisions with each other and with other hard disks ($N_1 = N_2$ in number) in the containers labeled by their

temperatures T_1, T_2 : the latter are subject to elastic collisions between themselves and with the disks in the central container C_0 ; the separations reflect elastically the particles when *their centers* touch them, thus allowing interactions between the thermostats and the main container particles. Interactions with the thermostats take place only near the separating walls.

If one imagines that the upper and lower walls of the *central* container are identified (realizing a periodic boundary condition)⁶ and that a constant field of intensity E acts in the vertical direction then two forces conspire to keep it out of equilibrium, and the parameters $\mathbf{F} = (T_2 - T_1, E)$ characterize their strength: matter and heat currents flow.

The case $T_1 = T_2$ has been studied in simulations to check that the thermostats are “efficient”, at least in the few cases examined: *i.e.* that the simple interaction, via collisions taking place across the boundary, is sufficient to allow the systems to reach a stationary state, [73]. A mathematical proof of the above efficiency (at $E \neq 0$), however, seems difficult (and desirable).

To insure that system and thermostats can reach a stationary state a further thermostat could be added $-\alpha_0 \dot{\mathbf{X}}_0$ that keeps the total kinetic energy K_0 constant and equal to some $\frac{3}{2}N_0k_B T_0$: this would model a situation in which the particles in the central container exchange heat with a background at temperature T_0 . This autothermatted model is subject to two external “forces”, with parameters T_2, T_1 and E , and could be considered to study Onsager reciprocity properties, [64], between $T_2 - T_1$ and E .

2.4 Initial data

Any set of observations starts with a system in a state X prepared, in phase space, by some well defined procedure: it has become common to say “*following a fixed protocol*”. In nonequilibrium problems systems are always large, because the thermostats and, often, the test systems are always supposed to contain many particles: therefore any physically realizable preparation procedure aimed at studying the statistical properties of a test system will not produce, upon repetition, the same initial state.⁷

Here and in the following a *basic assumption* will be adopted: whatever physically realizable preparation procedure is employed, it will produce initial data whose *random* microscopic coordinates have a probability distribution which has a density, in the region of phase space allowed by the external constraints.

In simulations the situation is more delicate: the initial data are often generated by computer programs supposed to implement the constraints on the system: which will be denoted symbolically Γ .

⁶ Reflecting boundary conditions on all walls of the side thermostat boxes are imposed to avoid that a current would be induced by the collisions of the “flowing” particles in the central container with the thermostats particles.

⁷ Even in numerical studies the initial state is very often, on purpose, generated with some random features to trust that the results have statistical relevance.

In the first two examples in the preceding section, the data should be on a surface in the particles phase space, and in a domain in the third (which can also be thought as surface with boundary). The results have to be interpreted assuming that the constraints are exactly implemented: typically this is done by fitting them in theoretical models in which the constraints are mathematically defined as surfaces (in R^{6N} for systems of N particles, in the examples above). On such surfaces the motions follow differential equations: here we shall deal only with such theoretical systems.

In such idealized context it will be supposed, to reflect the experimental reality, that the initial data are generated by selecting them randomly with a distribution that has a density over the surfaces in phase space defined by the constraints.

The latter assumption about the initial data is very important and should not be considered lightly.

Mechanical systems as complex as systems of many point particles interacting via short range pair potentials, *in general*, do admit *uncountably many* probability distributions μ which are invariant, “stationary”, under time evolution, *i.e.* such that for all measurable sets E in phase space,

$$\mu(S_{-t}E) = \mu(E) \quad (2.4.1)$$

where S_t is the time evolution flow, and “measurable set” means “*any reasonable set*”.⁸ All such distributions *could qualify* for representing an equilibrium or a stationary nonequilibrium state.

Therefore a fundamental problem is: how to identify and select, among the stationary probability distributions, the one (or the few) which yield the observed statistical properties of the stationary states ?

In the equilibrium cases the answer is provided by the ergodic hypothesis: which can be formulated in various ways (and all of them agree, if properly interpreted). One distribution that gives the statistical properties of the equilibrium states is the “canonical distribution”, and others are equivalent to it. If position and velocity coordinates of the N_0 -particles, located in a container C_0 , are denoted $x = (\mathbf{X}_0, \dot{\mathbf{X}}_0) \in R^{6N_0}$, such distributions have the form

$$\mu_0(dx) = \text{const} \delta(\Gamma(x)) d\mathbf{X}_0 d\dot{\mathbf{X}}_0 \quad (2.4.2)$$

where $dx = d\mathbf{X}_0 d\dot{\mathbf{X}}_0$ is the “Liouville volume element” and $\delta(\Gamma(x))$ *symbolically* imposes the constraints Γ to which the motions are subject.⁹

⁸ For instance all open sets or even sets that can be obtained from them by a countable combination of operations of union and complementation of sets. In a discrete representation of motion the full phase space M is replaced by the timing events surface Ξ , the flow S_t by a map S and the invariance condition becomes $\mu(S^{-1}W) = \mu(W)$ for all reasonable sets W .

⁹ For instance, for the canonical distribution the constraints on x are that $X_{0,j} \in C_0$ and the sum of kinetic and potential energy of x have a fixed sum E , $\Gamma(x) = K(x) + U(x) - E = 0$; $\delta(K + U - E)$ is the delta function.

However, as discussed in the last three sections in Chapter 1, supplementary assumptions are needed to derive Eq.(2.4.2) from the ergodic hypothesis, which requires considerable mathematical care to be rigorously formulated. Furthermore the hypothesis *cannot* be applied to study non equilibrium stationary states: because the *naive guess* that the stationary distribution can simply remain of the form $\varrho(x)\delta(\Gamma(x))dx$, just replacing the constant in Eq. (2.4.2) by a suitable function $\varrho(x)$, *has to be discarded*, because in general there is *no probability distribution* of this form which is invariant, [74][75].

The physical importance of the choice of the initial data, in phase space M , in relation to the study of stationary states has been proposed, stressed and formalized by Ruelle, [76][77][75]. And it leads to a simple hypothesis that unifies the equilibrium and nonequilibrium theory. For the purpose of underlining the specificity of the assumption on the initial data, denoted $(\mathbf{X}, \dot{\mathbf{X}}) \in M$, it will be formalized as [75]:

Initial data hypothesis *In a finite mechanical system the physically relevant stationary states correspond to invariant probability distributions μ , on phase space data $x = (\mathbf{X}, \dot{\mathbf{X}})$, which are time averages of distributions resulting by the evolution (following the equations of motion) of an initial distribution*

$$\mu_0(dx) = \varrho(x)\delta(\Gamma(x))dx, \quad dx \stackrel{\text{def}}{=} d\mathbf{X}d\dot{\mathbf{X}} \quad (2.4.3)$$

with a continuous density $\varrho(x) \geq 0$ and is compatible with the constraints.

The $\varrho(x)$ is a *vastly arbitrary* function: assuming that physically interesting initial data are generated on phase space by *any* among the probability distributions μ_0 , means that the very few, often just unique, stationary distributions μ that we consider *physically relevant* to describe the stationary states, are the μ that can be obtained as limits of time averages of iterates of distributions μ_0 .

The average μ , hence the statistical properties of continuous observables $F(x)$ on the phase space M , will be:

$$\int F(y)\mu(dy) = \lim_{T \rightarrow \infty} \frac{1}{T} \int_0^T dt \int_M F(S_t x)\mu_0(dx) \quad (2.4.4)$$

where the limit μ is still possibly dependent on the initial data, as it will be discussed later¹⁰. In the discrete time cases t is replaced by integers n , S_t by iterates S^n of the evolution map S and M by the timing events surface Ξ .

2.5 Finite or infinite thermostats? Equivalence?

In the following we shall study mainly *finite* thermostats. It is clear that this can be of interest only if the results can, in some convincing way, be related

¹⁰ Such dependence will be related to phenomena like phase transitions and intermittency.

to thermostats in which particles interact via Newtonian forces, called in the preceding sections “Newtonian thermostats”.

As noted in Sec.(2.1) the only way to obtain thermostats of this type is to make them infinite: because the work Q that the test system performs per unit time over the thermostats (heat ceded to the thermostats) will change the kinetic energy of the thermostats, when non conservative forces act on the test system, and the only way to avoid indefinite heating is that the heat flows away towards infinity, hence the necessity of infinite thermostats. Newtonian forces and finite thermostats will result eventually in an equilibrium state in which all thermostats temperatures have become equal.

It is useful to deal with an example about the kind of problems met when trying to analyze properties of systems like Gaussian thermostats (isokinetic or isoenergetic) or of corresponding Newtonian thermostats, just introduced in Sec.(2.1,2.2).

Consider a test system in \mathcal{C}_0 and its Gaussian thermostats $\{\Theta_j\}_{j=1}^n$; if $x = (\mathbf{X}_j, \dot{\mathbf{X}}_j)_{j=0}^n \stackrel{def}{=} (x_0, x_1, \dots, x_n)$: let the initial data distribution be:

$$\tilde{\mu}_0(dx) = \varrho(x) \prod_{j=0}^n \mu_j(dx_j) \quad (2.5.1)$$

where the $\mu_j, j \geq 0$, are defined as in Eq.(2.4.3) with the appropriate constraint Γ_0 on x_0 and with Γ_j constraining the kinetic energy of the j -th thermostat, $j \geq 1$, to be $K(x_j) = \frac{1}{2} \dot{\mathbf{X}}_j^2 \stackrel{def}{=} \frac{3}{2} N_j k_B T_j$, *i.e.* its temperature to be a fixed value T_j .

The distribution $\tilde{\mu}_0$, in conformity with the initial data hypothesis (see Eq.(2.4.3)), is rather arbitrary because of the arbitrariness of the functions $\varrho(x), \varrho_j(x_j)$.¹¹

In the case of infinite (“Newtonian” 2.1) thermostats the initial data distribution has to be properly defined, because the symbol $d\mathbf{X}d\dot{\mathbf{X}}$ in Eq.(2.4.2), hence dx above, has to be defined. For this purpose imagine to “regularize” a Newtonian thermostat by enclosing it into an elastically reflecting sphere Ω_ℓ of radius ℓ and enclose N_j^ℓ particles in the regions $\Theta_j \cap \Omega_\ell \stackrel{def}{=} \Theta_j^\ell$. Then define $\mu_0^\ell(dx)$ as in Eq.(2.5.1) adding to the constraints Γ_j that, for given $(r_j)_{j=1}^n$, the densities in Θ_j^ℓ are fixed to $r_j = \frac{N_j^\ell}{|\Theta_j^\ell|}$. Finally define μ_0 as the “thermodynamic limit” $\lim_{\ell \rightarrow \infty} \mu_0^\ell(dx)$, interpreting it as a probability distribution on the space of the configurations of the infinitely extended system.

Remarks: (1) To establish existence of the latter “thermodynamic limit”, conditions have to be imposed on the interaction potentials and on the densities; here we suppose (for simplicity) to consider only cases in which the limit existence can be proved. There are a few instances of thermostats with only conservative, short range and stable¹ forces, in which this can be done: see [78]

¹¹ Of course here the $\varrho_j(x)$ could all be taken = 1 leaving only $\varrho(x)$ arbitrary.

for a proof adapted to the distributions in Eq.(2.5.1) and to the thermostats examples discussed.

(2) A warning is necessary: in special cases the preparation of the initial data is, out of purpose or of necessity, such that with probability 1 it produces data which lie in a set of 0 phase space volume, hence of 0 probability with respect to any distribution of the initial data like Eq.(2.5.1) (*i.e.* conform to the initial data hypothesis in Sec.(2.4)). In this case, *of course*, the initial data hypothesis above does not apply: the averages will still exist quite generally, but the corresponding stationary state will be different from the one associated with data chosen with a distribution among those of the form $\tilde{\mu}_0$, Eq.(2.5.1). Examples are easy to construct as it will be discussed, for instance, in Sec.(3.9) below.

It is important to establish a relation between infinite Newtonian thermostats and finite Gaussian thermostats with additional *ad hoc* forces, illustrated in Sec.(2.2). To compare the evolutions in infinite Newtonian thermostats and in large Gaussian thermostats it is natural to choose the initial data in a consistent way (*e.g.* coincident) in the two cases.

Hence in both cases (Newtonian and Gaussian) it will be natural to evolve a datum obtained with the distribution $\tilde{\mu}_0(dx)$, Eq.(2.5.1), and follow its evolution in the two systems: imagining that in the Gaussian case the particles *outside* the finite region Ω_ℓ , occupied by the thermostats and bounded by a reflecting sphere of radius ℓ , are “frozen” in the initial positions and velocities of x .

Probably the first objection is that a relation between the above two dynamics seems doubtful because the equations of motion, and therefore the motions, are different in the two cases. Hence a first step would be to show that *instead* in the two cases the motions of the particles are very close at least if the particles are in, or close to, the test system and the finite thermostats are large enough.

A heuristic argument is that the non Newtonian forces $-\alpha_j \dot{\mathbf{X}}_j$, Eq.(2.2.1), are formally of the order of the inverse number of particles N_j ,¹² while the other factors (*i.e.* Q_j and \dot{U}_j) are expected to be of order $O(1)$, *i.e.* of the number of particles present in a layer of size \sim twice the interparticle interaction range: hence in large systems their effect should be small (and zero in the limits, $N_j \rightarrow \infty$, of infinite thermostats). This has been discussed, in the case of a single self-thermostatted test system, in [79], and more generally (also accompanied by simulations) in [68].

It is possible to go quite beyond a theoretical heuristic argument. However this requires first establishing existence and some properties of the dynamics of systems of infinitely many particles in the Newtonian infinite thermostats dynamics; and also in the Gaussian dynamics with thermostats bounded by

¹² Being inversely proportional to the *total* kinetic energy in the thermostats Θ_j .

reflecting spheres of radius $\ell \stackrel{def}{=} 2^k R$, multiple of the diameter R of the test region. This can be partially done as described below.

The best that can be hoped about the Newtonian evolution is that initial data $\dot{\mathbf{X}}, \mathbf{X}$ chosen randomly with a distribution $\tilde{\mu}_0$, as described after Eq.(2.5.1),¹³ will generate a solution of the equations in Fig.(2.1.1), *i.e.* a $\dot{\mathbf{X}}(t), \mathbf{X}(t)$ for which both sides of the equations make sense and are equal for all times $t \geq 0$, *with the exception of motions starting from a set of initial data which has 0 $\tilde{\mu}_0$ -probability.*

Supposing the interaction potentials smooth, repulsive and short range such a result is known in the literature and can be proved in the present context, [80][78], in the geometry of Fig.(2.1.1) in space dimension 2 and, in at least one special case of the same geometry, in space dimension 3. In such cases, if initial data $x = (\dot{\mathbf{X}}(0), \mathbf{X}(0))$ are chosen randomly with the probability $\tilde{\mu}_0$, the equation in Fig.(2.1.1) admits, with probability 1, a solution $x(t)$, with coordinates of each particle smooth functions of t .

Furthermore, in the same references quoted, the finite Gaussian thermostats model, *either isokinetic or isoenergetic*, can be realized in the geometry of Fig.(2.2.1) by terminating the thermostats containers within a spherical surface Ω_ℓ , centered in C_0 , of radius $\ell = 2^k R$, with R being the linear size of the test system and $k \geq 1$ integer.

For purpose of comparison, the evolutions in the two models will be started in the same configuration x , randomly chosen with distribution $\tilde{\mu}_0$, (2.5.1). In the Newtonian thermostats models all particles will evolve, following the infinitely many equations in Fig.(2.1.1), on a trajectory $t \rightarrow x(t) = (\dot{\mathbf{X}}(t), \mathbf{X}(t))$, as guaranteed by the quoted [78]. In the Gaussian model particles external to the ball Ω_ℓ will be imagined to keep positions and velocities “frozen” in time and not contributing to the Gaussian constraint, while inside Ω_ℓ the evolution of the finitely many particles will be defined adding elastic reflections on the spherical boundaries of Ω_ℓ . The followed trajectory will be $\dot{\mathbf{X}}^{[k]}(t), \mathbf{X}^{[k]}(t)$, depending on the radius $\ell \stackrel{def}{=} 2^k R$ delimiting the system and on the isokinetic or isoenergetic nature of the thermostating forces.

The two evolutions will be called “corresponding”. Then it is possible to prove, for the class of interaction potentials studied in [78] (Lennard-Jones potentials), the property:

Theorem: *Fixed arbitrarily a time $t_0 > 0$ there exist two constants $C, c > 0$ (t_0 -dependent) such that the Newtonian evolution $x_j(t)$ and the corresponding isokinetic (or isoenergetic) motions $x_j^{[k]}(t)$ are related as:*

$$|x_j(t) - x_j^{[k]}(t)| \leq C e^{-c2^k}, \quad \text{if } |x_j(0)| < 2^{k-1}R \quad (2.5.2)$$

for all ($t \leq t_0, j$), with $\tilde{\mu}_0$ -probability 1 with respect to the initial data choice.

¹³ Which is a Gibbs distribution with given temperatures and density for the infinitely many particles in each thermostat and with any density for the finitely many particles in the test system.

In other words the Newtonian motion and the Gaussian thermostatted motions are indistinguishable, *up to any prefixed time* t_0 , if the thermostats are large (*i.e.* k is large) and if we look at particles initially located within a ball half the size of the confining sphere of radius $\ell = 2^k R$, where the spherical thermostats boundaries are located, *i.e.* within the ball of radius $2^{k-1} R$.

This theorem is only a beginning, although in the right direction towards a physically satisfactory comparison of the corresponding evolutions, as one would really like to prove that the evolution of the initial distribution $\tilde{\mu}_0$ leads to a stationary distribution in both cases and that the stationary distributions for the Newtonian and the Gaussian thermostats *coincide in the "thermodynamic limit" $k \rightarrow \infty$.*

Remarks:

(1) At this point a key observation has to be made: it is to be expected that in the thermodynamic limit, once a stationary state is reached starting from $\tilde{\mu}_0$, described after Eq.(2.5.1), the thermostats temperature locally at a point q (to be suitably defined, *e.g.* as the average kinetic energy in a unit box around q) should vary smoothly as $q \rightarrow \infty$ toward a value at infinity. A value which, in each thermostat Θ_j , equals the initially prescribed temperature (appearing in the random selection of the initial data with the given distribution $\tilde{\mu}_0$).

Hence the temperature variation should be described, at least approximately, by a solution of the heat equation $\Delta T(q) = 0$ and $T(q)$ not constant and tending to T_j as $q \in \Theta_j$, $q \rightarrow \infty$. However, see ², if the space dimension is 1 or 2 there is no such harmonic function (if the boundary condition at the side walls of the thermostats are reflecting, *i.e.* demand that the normal derivative of T vanishes so that thermostats exchange energy only with the system).

(2) In Sec.(2.8) the physical interpretation of the average of the quantity $\sum_{j=1}^n 3N_j \alpha_j$, Eq. (2.2.1), will be discussed and interpreted as rate of *entropy production* that the system generates into the thermostats. It is therefore interesting to note that $\sum_{j=1}^n 3N_j \alpha_j$ can be defined (in principle) as a mechanical observable in both Gaussian or Newtonian thermostats.¹⁴

If equivalence between corresponding (as defined in the above theorem) Newtonian (irreversible) and Gaussian (reversible) thermostats could be shown, in the sense that the average of the mechanical observable $\sum_{j=1}^n 3N_j \alpha_j$ would be the same in corresponding systems, then physical consequences would follow. Indeed suggesting such equivalence makes clear that it is suggested as *possible* that a *Newtonian evolution produces entropy: i.e.* entropy production in a stationary state is compatible with the time reversibility of Newton's equations, [68].

¹⁴ Because the *r.h.s.* in the quoted formulae are expressed in terms of mechanical quantities Q_j, \dot{U}_j and the temperatures at infinity T_j (furthermore the $\dot{U}_j/k_B T_j$ do not contribute to the time averages being a total time derivative, see Sec.(2.8).

2.6 Hyperbolicity, attracting surfaces, Anosov maps, chaotic data

The limit probability distributions in Eq.(2.4.4) will be called *SRB distributions*, from Sinai,Ruelle,Bowen who investigated, and solved in important cases, [81][82][83], the more difficult question of finding conditions under which, for motions $x \rightarrow S_t x = x(t)$ of points x on a phase space M , the following *pointwise* limits:

$$\lim_{\tau \rightarrow \infty} \frac{1}{\tau} \int_0^\tau F(S_t x) dt = \int_M F(y) \mu(dy) \quad (2.6.1)$$

exist for all continuous observables F , and for all $x \in M$ chosen randomly according to the initial data hypothesis (Sec.(2.4)).¹⁵

In timed observations the same question becomes to find conditions under which, for all continuous observables F , the following limits:

$$\lim_{\tau \rightarrow \infty} \frac{1}{k} \sum_{q=0}^{k-1} F(S^q x) dt = \int_{\Xi} F(y) \mu(dy) \quad (2.6.2)$$

exist for all x chosen according to the initial data hypothesis on the timing surface Ξ , 2.4.

It is convenient to pose the question in a context more general than that of the examples of the previous sections and consider, in the following, a more general definition of phase space and of dynamical systems on it:

Definition 0: (System) (1)Phase space will be a general smooth Riemannian manifold, i.e. a smooth bounded surface M or Ξ on which a smooth metric tensor defines distance $\delta(x, y)$, between close points x, y , and an area element dx .

(2) Points $x \in M$ are imagined to move following a differential equation $\dot{x} = f(x)$ whose solutions $x \rightarrow S_t x = x(t)$ exist for all $t \in (-\infty, +\infty)$ and are smooth.

(3) Alternatively points $x \in \Xi$ move following iterations S^n , $n \in Z$, of a smooth map S of Ξ .

(4) The initial data are always supposed to be generated with (any) probability distribution $\mu_0(dx) = \varrho(x)dx$ with $\varrho(x) \geq 0$ continuous, extending Sec.(2.4).

(5) In both cases M and Ξ will be called "phase space", and each pair (M, S_t) or (Ξ, S) will be called a "dynamical system".

The Gaussian thermostats and the timed observations in the previous sections are examples (unlike the Newtonian thermostats in which M is neither a surface nor it is bounded): provided the collisions with the walls or between the particles are not "hard" but are imagined mediated by smooth potentials of very short range.

¹⁵ SRB will be used as an adjective attached to the distributions that can be obtained as limits in Eq.(2.4.4) or (2.6.1): following the usual informal usage of the adjective "ergodic".

Warning: In the following it will be often necessary to distinguish between sets E of positive surface area in the full phase space M or Ξ , as a Riemannian surface, and subsets E of positive area on a surface \mathcal{A} of dimension smaller than that of M or Ξ . Consistently the $\int_E dx$, if dx denotes the Riemannian surface on \mathcal{A} , in the first case will be called “volume” of E and in the second case “area” of E .

Particular attention will be dedicated to *attracting* surfaces (or sets)¹⁶ for motions on a phase space M or Ξ ,

Definition 1: (Attracting surface) *Let \mathcal{A} be a smooth bounded surface in a phase space, M for a flow S_t , or Ξ for a map S . Suppose existence of constants $\varepsilon_0, \varepsilon, c > 0$ such that if $x \in M$ and $\delta(x, \mathcal{A}) \leq \varepsilon_0$ then $\delta(S_t x, \mathcal{A}) \leq \varepsilon e^{-ct}$, $t \geq 0$, or if $x \in \Xi$ then $\delta(S^n x, \mathcal{A}) \leq \varepsilon e^{-cn}$, $n \geq 0$, furthermore \mathcal{A} contains a point with orbit dense in \mathcal{A} .*

\mathcal{A} will be called an *attracting surface* (or an *attracting set*) and the set $U = \{x, \delta(x, \mathcal{A}) < \varepsilon_0\}$ will be an *attraction domain* for \mathcal{A} .

In many interesting cases the full phase space M or Ξ may be attracting surfaces (e.g. in equilibrium, under the ergodic hypothesis).

The limits (2.6.1),(2.6.2) express properties stronger than those in the above Eq.(2.4.4): no dependence, and no average, on the initial data are demanded. Existence of the limits, outside a set of 0 area in phase space, can be established within a class of systems called *hyperbolic*, often met in studying stationary states of dynamical systems (Ξ, S) or (M, S_t) . A definition, in the case of a *discrete time evolution*, is:

Definition 2: (Hyperbolic map) *The system (Ξ, S) , with S a smooth invertible evolution map, is hyperbolic if the infinitesimal displacements dx , at any point $x \in \Xi$, have the properties:*

- (1) dx can be decomposed as a sum $dx^s + dx^u$ along two transverse tangent planes $V^s(x)$ and $V^u(x)$ ¹⁷ which depend continuously on x ,
- (2) $V^\alpha(x)$, $\alpha = u, s$, are covariant under time evolution, in the sense that $(\partial S)(x)V^\alpha(x) = V^\alpha(Sx)$, where $\partial S(x)$ is the linearization at x of S (“Jacobian matrix”),
- (3) under iteration of S the vectors $S^k dx^s$ and $S^{-k} dx^u$ contract exponentially fast in time k : in the sense that $|\frac{\partial S^k(x)}{\partial x} dx^s| \leq C e^{-\lambda k} |dx^s|$ and $|\frac{\partial S^{-k}(x)}{\partial x} dx^u| \leq C e^{-\lambda k} |dx^u|$, $k \geq 0$, for some x -independent $C, \lambda > 0$.

For systems (M, S_t) developing in continuous time on a manifold M a corresponding definition of hyperbolicity is obtained by requiring on S_t , beyond the conditions 1-3 in the above definition, that there is no fixed point (i.e. $|\dot{x}| > 0$) and that the infinitesimal displacements dx pointing in the flow direction neither expand nor contract with time (as they must remain bounded).

¹⁶ Here and in the following distinguished from *attractors*.

¹⁷ Transversality refers to the positivity of the angle $0 < \varphi(x) < \pi$ between the planes.

Hence, in flows, the generic dx is required to be covariantly decomposed as a sum $dx^s + dx^u + dx^0$ with $|\partial S_t dx^0| \leq C|dx^0|$ as $t \rightarrow \pm\infty$ and dx^s, dx^u exponentially contracting respectively under $S_{\pm t}$ (i.e. for some $C, \lambda > 0$ it is $|\partial S_t dx^s| \leq Ce^{-\lambda t}|dx^s|$ and $|\partial S_{-t} dx^u| \leq Ce^{-\lambda t}|dx^u|$ as $t \rightarrow +\infty$).

Also systems in which time evolves only forward, i.e. $n \geq 0, t \geq 0$, will be considered: in such cases hyperbolicity should be defined by demanding existence of the stable planes $V^s(x)$ as above and of the unstable planes $V^u(x)$ on which ∂S^n or ∂S_t expand exponentially vectors in $V^u(x)$ as $n, t \rightarrow +\infty$, without demanding existence of S^n or S_t for $n, t < 0$. Examples arise often, for instance in Navier-Stokes fluids, see Sec.(5.3).

It is easy to exhibit physically interesting dynamical systems that are not hyperbolic. However here we shall only consider hyperbolic systems: because it is for such systems that a general theory can be built as a paradigm of nonequilibrium, [75].

Among hyperbolic systems and about the limits in Eq.(2.6.1),(2.6.2), a special role will be played by the Anosov systems:

Definition 3: (Anosov system) *A hyperbolic system (M, S_t) or (Ξ, S) with a point x whose trajectory is dense (a property called "transitivity"), and with a dense set of periodic points is called a Anosov's system.*

Anosov systems have many properties whose physical meaning will be discussed in the following and that make the evolutions associated with such maps a paradigm of chaotic motions. Of particular interest are systems with attracting sets $\mathcal{A}_1, \mathcal{A}_2, \dots$ on which (\mathcal{A}_j, S_t) are Anosov flows or (\mathcal{A}_j, S) are Anosov maps.

For the moment we just mention a remarkable property, namely:

Theorem: (SRB) *Let (M, S_t) or (Ξ, S) be a hyperbolic dynamical system with an attracting surface $\mathcal{A} \subset \Xi$, and let (\mathcal{A}, S_t) or (\mathcal{A}, S) be an Anosov system. Let U be any attraction domain for \mathcal{A} and $\varrho(x)$ be any continuous density over the volume elements dx of U . There is a unique probability distribution μ on \mathcal{A} such that, for all U and $\varrho(x)$, the limits in Eq.(2.6.1) or, respectively, (2.6.2) exist and are x -independent for all continuous observables F and for all x outside a set of zero volume with respect to $\mu_0(dx) = \varrho(x)dx$, [81][84][83][85].*

Under the assumption on the initial data, Sec.(2.4), it follows that in Anosov systems the probability distributions that give the statistical properties of the stationary states are *uniquely* determined as functions of the parameters on which S_t or S depend.

Note that the arbitrariness of the density $\varrho(x)$, and the $\varrho(x)$ -independence of the averages, allows us to introduce the notion of *chaotic data*:

Definition 4: (Chaotic initial data) *Let (Ξ, S) or (M, S_t) be a hyperbolic dynamical system with an attracting surface \mathcal{A} such that (\mathcal{A}, S) or (\mathcal{A}, S_t) is an Anosov system. Initial data selected by any protocol with a probability*

distribution $\mu_0(dx) = \varrho(x)dx$ with $\varrho(x)$ continuous and concentrated on an attraction domain U of \mathcal{A} will be called “chaotic data”.

It is possible that in a dynamical system there are several attracting surfaces $\mathcal{A}_1, \mathcal{A}_2, \dots$: initial data will generate unique stationary states only if located in the respective domains of attraction U_1, U_2, \dots .

Furthermore it is still possible that the picture is incomplete because, for instance, of the existence of attracting surfaces on which the evolution is not hyperbolic, or which are periodic orbits.

To exclude the latter possibility an hypothesis will be introduced in the next section, and systematically assumed in the rest of the book, to adhere to the purpose of dealing with cases that build a paradigm of chaotic motions, and to discuss systematically consequences of the above definitions and of the SRB theorem.

2.7 Chaotic Hypothesis

The latter mathematical results on Anosov maps and flows suggest a daring assumption inspired by the, also certainly daring, assumption that all motions are periodic, used by Boltzmann and Clausius to discover the relation between the action principle and the second principle of thermodynamics, see Sec.(1.3).

The assumption deals with properties of attracting surfaces in hyperbolic systems with Anosov’s property, see definitions in Sec.(2.6). It is an interpretation of a proposal advanced by Ruelle, [76], in the context of the theory of turbulence and in statistical mechanics, [75]. It is presented here as interpreted in [86] and called “chaotic hypothesis” (CH). For empirically chaotic evolutions, given by a map S on Ξ , or by a flow S_t on M , as in Sec.(2.6), it can be formulated as:

Chaotic hypothesis (CH): *The evolution on phase space, a map S on Ξ or a flow S_t on M , is hyperbolic. If restricted to a transitive attracting set \mathcal{A} , it can be regarded as an Anosov system for the purpose of studying statistical properties of the stationary states. Furthermore the phase space contains at most a finite number of attracting sets $\mathcal{A}_i, i = 1, 2, \dots$ and all points in M , but a set of 0 volume, are attracted by $\cup_i \mathcal{A}_i$.*

This means that attracting surfaces \mathcal{A} can be considered “for practical purposes” as smooth surfaces on which the evolution, map S or flow S_t , has the properties that characterize the Anosov systems. In general there might be more than one attracting set: $\mathcal{A}_1, \mathcal{A}_2, \dots$: this will be related to the *intermittency* phenomena, Sec.(5.5).

To avoid misunderstandings it is important to keep in mind that the hypothesis is formulated for systems which exhibit phenomenologically chaotic evolution: and not necessarily with large number of degrees of freedom. However, as in the case of the various forms of the ergodic hypothesis, simple

counterexamples exist. Once again the idea is to use the hypothesis to build a precise intuition about properties of a rather general chaotic motion by identifying it as generated by an Anosov's flow or map.

Remarks: (1) The Anosov property might fail to hold for the system (Ξ, S) when the CH is verified: simply when in Ξ there is no point with a dense orbit because the system admits more than one invariant, closed, attracting surfaces $\mathcal{A}_i \subset \Xi$ which are not dense in Ξ . Still the dynamical systems (\mathcal{A}_i, S) are Anosov systems: motions starting on \mathcal{A}_i stay there and those starting close enough to \mathcal{A}_i evolve approaching \mathcal{A}_i exponentially fast.

(2) If a system satisfies the (CH) and is transitive (*i.e.* it has a dense orbit), then it is an Anosov system.

(3) Beyond the CH more general assumptions could be considered: however the basic proposal, *and the ratio behind the hypothesis*, is to build intuition about chaotic motions upon smooth and uniformly hyperbolic dynamics. The viewpoint adopted here is that systems with attracting sets on which motion verifies Anosov property play a role in developing intuition about chaos analogous to the role that in regular motions is played by the harmonic oscillators.

(4) Therefore CH implies that the attracting sets \mathcal{A}_i should be visualized as smooth surfaces which attract exponentially fast the nearby points: the interesting properties of the dynamics will be related to the motions of points on such surfaces.

(5) Existence of attracting periodic orbits is excluded in the CH by the hyperbolicity condition: however the restriction is set only for simplicity, as adding attracting periodic orbits would imply to impose hyperbolicity only in the attraction domains of the other attracting surfaces and no substantial changes.

Under the (CH) the following corollary of the SRB theorem holds (and completes the motivation of the definitions and statements of the previous sections):

Theorem: *Consider initial data chosen with a probability distribution $\mu_0(dx)$ with a density, on phase space, $\varrho(x)$ concentrated on an attraction domain U of an attracting surface \mathcal{A} . Their evolution, under the chaotic hypothesis, is such that the limit in Eqs.(2.6.1) or (2.6.2) exists for all densities $\varrho(x)$ and all initial data x , aside a set of μ_0 -probability 0 (*i.e.* 0 volume). For all smooth F the time averages are given by the integrals of F with respect to the unique invariant SRB distribution μ defined on \mathcal{A} .¹⁸*

This would still hold under much weaker assumptions, see [75], which, however, will not be discussed given the heuristic role that is adopted here to be played by the chaotic hypothesis.¹⁹ Concisely: the statistical properties of

¹⁸ See the SRB theorem in Sec.(2.6)

¹⁹ For instance if the attracting set satisfies the property "Axiom A", [74][87], the above theorem holds as well as the key results, presented in the following: on existence of Markov partitions, coarse graining and fluctuation theorem, which are what is really wanted for our purposes, see Sec.(3.3,3.7,4.6). The heroic efforts mentioned in the footnote¹ in the preface reflect a misunderstanding of the physical meaning of the CH.

chaotic initial data (see the definition 4 in Sec.(2.6)) are independent of the protocol generating them.

As the ergodic hypothesis is used to justify the use of the microcanonical distributions to compute the statistical properties of the equilibrium states, and to realize the mechanical interpretation of the heat theorem (*i.e.* existence of the thermodynamic entropy function, see Ch.1), *likewise* the chaotic hypothesis will be used to infer features of the probability distributions that describe statistical properties of the more general stationary nonequilibrium states.

This is a nontrivial task, as it will be realized in the next sections, because in nonequilibrium the SRB probability distribution μ generically will have to be concentrated on a set of zero area *even when the attracting sets coincide with the whole phase space*.

In the case in which the volume is conserved, *e.g.* in the Hamiltonian case, see Sec.(2.10), *the chaotic hypothesis implies the consequences of the ergodic hypothesis*: if the attracting set is the entire phase space (*i.e.* the energy surface, in absence of other constants of motion) the SRB distribution is the microcanonical, which under the CH is the only invariant distribution which has a density on phase space. This shows that assuming the new hypothesis cannot immediately lead to a contradiction between equilibrium and nonequilibrium statistical mechanics. The hypothesis name has been chosen precisely because of its assonance with the ergodic hypothesis of which it is regarded here as an extension.

2.8 Phase space contraction in continuous time

Stationary distributions for nonequilibrium systems are concentrated on sets of zero surface area on the attracting surfaces (even in the case in which the attracting surface is the full phase space).

Understanding why is the same as realizing that the area (generically) contracts under non Hamiltonian time evolution. It is therefore convenient to discuss the phase space contraction for a few “simple” evolutions and to add appropriate comments to clarify its deep physical interpretation.

If we consider the surface element dx on a phase space M of a flow (M, S_t) then, under a time evolution governed by a differential equation $\dot{x} = f(x)$, the surface dx is changed into $S_t dx$ and its rate of change at $t = 0$ is given by the divergence of the equations of motion, which we denote $\sigma(x) \stackrel{def}{=} -\sum_j \frac{\partial \dot{x}_j}{\partial x_j}$.

Given the equations of motion the surface contraction σ_Γ , on each surface determined by the values of the constraints Γ , will be computed in a few examples using its *identity* with σ when the constraints are constants of motion.²⁰

²⁰ Consider a surface P in phase space M defined by the values of d constants of motion Γ of an equation $\dot{x}=F(x)$ on M . The area element $d\xi$ of the surface P determined by given values of constants of motion, changes per

(a) *Isoenergetic* Gaussian thermostats model: the equation of motion is in Fig.2.2.1 with α_j in Eq.(2.2.3) leads to motions for which $K_j + U_j$ is a constant of motion. Let $K_j \stackrel{def}{=} \frac{1}{2} \dot{\mathbf{X}}_j^2$ be the total kinetic energy in the j -th thermostat, and define \tilde{T}_j by $K_j \stackrel{def}{=} \frac{3}{2} N_j k_B \tilde{T}_j$. The constraint is $K_j + U_j = \text{const}$ for $j \geq 1$ and leads, after a brief calculation, to a phase space contraction value:

$$\sigma(x) = \sum_{j>0} \frac{Q_j}{k_B \tilde{T}_j} \left(1 - \frac{1}{3N_j}\right), \quad Q_j = -\partial_{\mathbf{X}_j} W_j(\mathbf{X}_0, \mathbf{X}_j) \cdot \dot{\mathbf{X}}_j, \quad (2.8.1)$$

The expression of σ , that will be called the *phase space contraction rate* of the 'Liouville volume', has the interesting feature that Q_j can be naturally interpreted as the heat that the reservoirs receive per unit time, therefore the phase space contraction contains a contribution that can be identified as the entropy production per unit time. The constant factor $(1 - \frac{1}{3N_j})$ is usually negligible if the number of particles N_j is very large as in most of the following: if the numbers of particles are small it may play, however, a role.

Note that the name is justified *without any need to extend the notion of entropy to nonequilibrium situations*: the thermostats keep the same energy all along and may be regarded as systems receiving heat at constant state.

(b) In the *isokinetic thermostat* case, denoting $K_j \stackrel{def}{=} \frac{3}{2} N_j k_B \tilde{T}_j$, σ will contain a further term equal to $\sum_{j>0} \frac{\dot{U}_j}{k_B \tilde{T}_j} (1 - \frac{1}{3N_j})$, which forbids us to give the naive interpretation of entropy production rate to the phase space contraction. In this case K_j and \tilde{T}_j are constants.

(c) The difference between σ in the above cases (a) and (b) merits some comments.

It has to be remarked that the above σ is *not unambiguously defined*. In fact the notion of phase space contraction depends on what we call surface element, which above was called dx . If we look at a Gaussian thermostat with phase space contraction $\sigma(x)$ with respect to the surface element dx then, given a smooth function $g(x)$, the phase space contraction with respect to the surface element defined as $e^{-g(x)} dx$ becomes $\sigma(x) + \dot{g}(x)$. Hence in the case of isokinetic thermostats using as volume element $e^{-g(x)} dx$ with $g(x) = \sum_j \frac{U_j(\mathbf{X}_j)}{k_B \tilde{T}_j}$ will give a $\sigma(x) = \sum_j \frac{Q_j}{k_B \tilde{T}_j}$ (up to the correction factors $1 - \frac{1}{3N_j}$).

(d) The remark (c) illustrates a special case of the *general property* that if the surface is measured using a different density, or a different Riemannian metric on phase space, the new surface element contracts at a rate differing from the original one $\sigma(x)$ by a *time derivative* of some function D on phase space and becomes $\sigma + \dot{D}$, see items (b),(c).

In other words $\sum_{j>0} \frac{Q_j}{k_B \tilde{T}_j}$, in the above examples, does not depend on the

unit time by $\sigma(x) d\xi = - \sum_j \frac{\partial \dot{x}_j}{\partial x_j} d\xi$, i.e. as much as $d\mathbf{x}$ itself: there is no need, in this case, of computing parametric equations of the surface P to compute the contraction on the surface determined by Γ .

system of coordinates, while D does, *but the induced correction \dot{D} has 0 time average*, being a time derivative.

An immediate consequence is that σ should be considered as defined *up to a time derivative* and therefore only its time averages over long times can possibly have a physical meaning; the limit as $\tau \rightarrow \infty$:

$$\sigma_+ \stackrel{def}{=} \lim_{\tau \rightarrow \infty} \frac{1}{\tau} \int_0^\tau \sigma(S_t x) dt \quad (2.8.2)$$

is independent of the metric and the density used to define the measure of the surface elements.

In the nonequilibrium models considered in Sec.(2.2) the value of $\sigma(x)$ differs from $\varepsilon(x) = \sum_{j>0} \frac{Q_j}{k_B T_j}$ by a time derivative (neglecting, for simplicity, the factors $1 - \frac{1}{N_j}$, when present) so that, at least under the chaotic hypothesis, *the average phase space contraction equals the average entropy production rate of a stationary state, i.e. :*

$$\sigma_+ \equiv \varepsilon_+ \Rightarrow \text{average contraction} \equiv \text{average entropy production} \quad (2.8.3)$$

An important general remark is that $\sigma_+ \geq 0$, [88], if the thermostats are efficient in the sense that motions remain confined in phase space, see Sec.(2.1); the intuition is that it is so because $\sigma_+ < 0$ would mean that any surface in phase space will grow larger and larger with time, thus revealing that the thermostats are not efficient (“it is not possible to inflate a balloon inside a safe”).

Furthermore if $\sigma_+ = 0$ it can be shown, quite generally, that the phase space contraction is the time derivative of an observable, [88][75], and by choosing conveniently the measures of the phase space surface elements, a probability distribution will be obtained which admits a density over phase space and which is invariant under time evolution.

The remarks justify why the *time average* of the phase space contraction will be often called, in the following, “entropy creation rate”.

A special case is when $\sigma(x) \equiv 0$: in this case the normalized surface measure is an invariant distribution (as in the case of the canonical ensemble).

(e) A more interesting example is a single Gaussian thermostat with $\tilde{T}_1 \stackrel{def}{=} (1 - \frac{1}{3N_1})T$, see comment following Eq.(2.8.1), and $\mathbf{E} = \mathbf{0}, U_1 = 0$ (*i.e.* no interaction inside the thermostat, free thermostat,(2.1) and no external force on the system proper). Choose to measure phase space surface elements with $\mu_0(dx) = \text{const } dx$ and:

$$\overline{dx} = e^{-\beta(K_0 + U_0 + W_1(\mathbf{X}_0, \mathbf{X}_1))} \prod_{j=0}^1 \delta(K_j, \tilde{T}_j) \prod_{j=0}^1 d\mathbf{X}_j d\dot{\mathbf{X}}_j \quad (2.8.4)$$

with $\beta = \frac{1}{k_B T}, \tilde{T}_0 = T, \tilde{T}_1 = T(1 - \frac{1}{3N_1})$. The phase space contraction can be immediately computed as $\frac{Q_1}{T_1} + \beta \dot{H}_0$, where $H_0 \stackrel{def}{=} K_0 + U_0 + W_1(\mathbf{X}_0, \mathbf{X}_1)$.

However $\dot{H}_0 = \partial_{\mathbf{X}_1} W_1(\mathbf{X}_0, \mathbf{X}_1) \dot{\mathbf{X}}_1 = -Q_1$ and $\tilde{T}_1 = T(1 - \frac{1}{3N_1})$ on the surface on which the states of the system are considered. Consequently, by (c) above, the total contraction is $\sigma + \beta \dot{H}_0 = 0$.

Furthermore remark that $\mu_0(dx)$ is a ‘‘isokinetic Gibbs distribution’’, *i.e.* a probability distribution in which the total kinetic energy of each thermostats is constant. Therefore μ_0 provides an appropriate distribution for an equilibrium state, [67] and [5][70], and the above comments provide a proof of stationarity and an exact solution to a nonequilibrium problem, [67]:

Theorem: *If only one free thermostat acts on the test system, with N_1 particles and temperature $k_B T_1 = \beta^{-1}(1 - \frac{1}{3N_1})$, see comment following Eq.(2.8.1), then the distribution in Eq.(2.8.4) is stationary.*

The same argument can be applied to prove, [67], the similar result for the autothermostatted model in Eq.(2.2.2): leading to

$$\overline{dx} = e^{-\beta(K_0+U_0)} \delta(K_0, T) \prod d\mathbf{X}_0 d\dot{\mathbf{X}}_0 \quad (2.8.5)$$

as an exact stationary state.

The above remarkable exact results suggest to extend the notion of equilibrium states to invariant probability distributions for which $\sigma_+ = 0$, [75]. In this way *a state is in stationary nonequilibrium if the entropy production rate $\varepsilon_+ > 0$* . The microcanonical distributions are examples and the distributions Eq.(2.8.4) are very likely to be equivalent to corresponding microcanonical ones.

(f) Several general properties on nonequilibrium stationary states will be based, in the following Chapter 4, on properties of quantities that will be often called *dimensionless entropy production rate* and *phase space contraction* defined as $\frac{\varepsilon(x)}{\varepsilon_+}$ and $\frac{\sigma(x)}{\sigma_+}$, with $\varepsilon, \sigma, \varepsilon_+, \sigma_+$ defined in (d) above. Since ε and σ differ by a time derivative of some function $D(x)$, it is $\varepsilon_+ = \sigma_+$ and the finite time averages:

$$p = \frac{1}{\tau} \int_0^\tau \frac{\varepsilon(S_t x)}{\varepsilon_+} dt \quad \text{and} \quad p' = \frac{1}{\tau} \int_0^\tau \frac{\sigma(S_t x)}{\sigma_+} dt \quad (2.8.6)$$

will differ by $\frac{D(S_\tau x) - D(x)}{\tau}$: a quantity which will tend to 0 as $\tau \rightarrow \infty$ (in Anosov systems or under the chaotic hypothesis as $D(x)$, being smooth, is bounded). Therefore for large τ the statistics of p and p' in the stationary state will be close, at least if the function D is bounded (as in Anosov systems).

(g) It has to be remarked that the value of the constant σ_+ is a well known quantity in the theory of dynamical systems: associated with an attracting surface it is related to the Lyapunov spectrum.

Let S_t be a flow, verifying the CH, on the N -dimensional manifold M , with an attracting surface \mathcal{A} ; let ∂S_t be the $N \times N$ -dimensional Jacobian matrix of S_t :

Definition: (Lyapunov's exponent) *The $N \times N$ matrices $\log(\partial S_t(x)^* \partial S_t(x))^{\frac{1}{2t}}$ have a spectrum $\lambda_0(x, t) \geq \lambda_1(x, t) \geq \dots \geq \lambda_N(x, t)$ such that $\lambda_j = \lim_{t \rightarrow \infty} \lambda_j(x, t)$ exist for chaotic initial data in the attraction domain of \mathcal{A} , (see Sec.(2.6)). They define the local Lyapunov spectrum of S_t and, respectively, the average Lyapunov spectrum on \mathcal{A} with respect to the SRB distribution.*²¹

Then:

$$\sigma_+ = - \sum_i \lambda_i \quad (2.8.7)$$

λ_i being the SRB Lyapunov exponents of S_t on the attracting set for S_t .

In the case of discrete time systems (not necessarily arising from timed observations of a continuous time evolution) the Lyapunov spectrum can be analogously defined in terms of the Jacobian matrices ∂S^n for time evolutions defined by maps S . Likewise there is a direct relation between σ_+ and the average Lyapunov spectrum.

2.9 Timed observations phase space contraction

The average phase space contraction (per timing interval) can be naturally defined for a system (Ξ, S) as:

$$\sigma_+ = \lim_{n \rightarrow +\infty} -\frac{1}{n} \sum_{j=1}^n \log \left| \det \frac{\partial S}{\partial x}(S^j x) \right| \quad (2.9.1)$$

in analogy with the corresponding definition for flows. The definitions and results mentioned in the case of flows can be immediately adapted to the case of timed observations.

It is worth to mention that it is desirable to try to use timed observations when a flow (M, S_t) might be not smooth on the full phase space (before taking into account the constraints) so that the evolution of a datum might visit sites with very large surface contraction or expansion, difficult to follow. For instance there are several interesting interaction models in which the pair potential is unbounded above: like models in which the molecules interact via a Lennard-Jones potential. As mentioned in Sec.(1.1) these are cases in which observations timed to suitable events may become particularly useful.

In the case of unbounded potentials (and finite thermostats) a convenient timing could possibly be when the minimum distance between pairs of particles reaches, while decreasing, a prefixed small value r_0 ; the next event will be when all pairs of particles, after separating from each other by more than r_0 , come back again with a minimum distance equal to r_0 and decreasing:

²¹ The Lyapunov exponents can more generally be associated with any invariant probability distribution: therefore it is in general necessary to specify the distribution to which they are associated.

thus a timing events surface Ξ is defined in the phase space M and the relative Poincaré's section avoids systematically measuring quantities difficult to access.

An alternative Poincaré's section could be proposed as the set $\Xi \subset M$ of configurations in which the total potential energy $W = \sum_{j=1}^n W_j(\mathbf{X}_0, \mathbf{X}_j)$ equals a prefixed bound \overline{W} with a derivative $\dot{W} > 0$.

Studying a system (M, S_t) , it may be possible to proceed as follows. Let $\tau(x)$, $x \in \Xi$ be the time interval from the realization of the event x to the realization of the next one $x' = S_{\tau(x)}x$. The phase space contraction is then $\exp - \int_0^{\tau(x)} \sigma(S_t x) dt$, in the sense that the (infinitesimal) surface element Δ_x in the point $x \in \Xi$, becomes in the time $\tau(x)$ a surface element $\Delta_{x'}$ around $x' = S_{\tau(x)}x$ with:

$$\frac{|\Delta_{x'}|}{|\Delta_x|} = e^{-\int_0^{\tau(x)} \sigma(S_t x) dt} \quad (2.9.2)$$

Therefore if:

- (1) $\sigma(x) = \varepsilon(x) + \dot{D}(x)$ with $D(x)$ bounded on Ξ (but possibly with large variations on the full phase space M), see remark (d) in Sec.(2.8).
- (2) $\tau(x)$ is bounded and, outside a set of zero surface on Ξ , has average $\bar{\tau} > 0$ then, setting $\tilde{\varepsilon}(x) = \int_0^{\tau(x)} \varepsilon(S_t x) dt$, it follows that the entropy production rate and the phase space contraction have the same average $\varepsilon_+ = \sigma_+$ and likewise

$$p = \frac{1}{m} \sum_{k=0}^{m-1} \frac{\tilde{\varepsilon}(S^k x)}{\tilde{\varepsilon}_+} \quad \text{and} \quad p' = \frac{1}{m} \sum_{k=0}^{m-1} \frac{\tilde{\sigma}(S^k x)}{\tilde{\sigma}_+} \quad (2.9.3)$$

will differ by $\frac{1}{m} (D(S^m x) - D(x) + \log v_{S^m x} - \log v_x) \xrightarrow{m \rightarrow \infty} 0$.

Therefore in cases in which $D(x)$ might have large variations in phase space, but on a timing section Ξ it has smaller variation, while properties (1)-(2) above hold, it might be convenient to suppose the CH hypothesis for the evolution S timed on Ξ rather than trying to apply the CH to evolutions S_t in continuous time on the full phase space. Because the actual contraction $e^{-\int_0^{\tau(x)} \sigma(S_t x) dt}$ can be measured in simulations via the ratio Eq.(2.9.2), without the need of computing $\sigma(S_t x)$ for $t \in [0, \tau(x)]$, and $D(x)$ does not affect the values of p, p' in long time averages.

An example of application of the above considerations will be found in Sec.(5.9) and studies a case in which they can be used in a concrete problem to test CH.

2.10 Conclusions

Nonequilibrium systems like the ones modeled in Sec.(2.2) undergo, in general, motions which are empirically chaotic at the microscopic level. The CH, (2.7), means that we may as well assume that the chaos is maximal, *i.e.* it

arises because the evolution has the Anosov property on the attracting surfaces.^{2.6}

The evolution can be studied through timing events and is therefore described by a map S on a “Poincaré’s section” Ξ in the phase space M .

It is well known that in systems with few degrees of freedom the attracting sets are in general fractal sets: the CH implies that instead one can neglect the fractality (at least if the number of degrees of freedom is not very small) and consider the attracting sets as smooth surfaces on which motion is strongly chaotic in the sense of Anosov.

The hypothesis implies (therefore) that the statistical properties of the stationary states are those exhibited by motions

- (1) that follow initial data randomly chosen with any distribution with density over phase space (*chaotic data*)
- (2) that are strongly chaotic (*i.e.* have the *Anosov property* on the attracting surfaces).
- (3) and the stationary states of the system are described by the SRB distributions μ which are *uniquely* associated with *each* attracting set.

Systems in equilibrium (which in our models means that neither non conservative forces nor thermostats act) satisfying the CH usually have no attracting set other than the whole phase space, which is the energy surface,²² and have, as unique SRB distribution, the Liouville distribution, *i.e.* the CH implies for such systems that the equilibrium states are described by micro-canonical distributions. This means that non equilibrium statistical mechanics based on the CH cannot enter into conflict with the equilibrium statistical mechanics based on the ergodic hypothesis.

The main difficulty of a theory of nonequilibrium is that whatever model is considered, *e.g.* any of the models in Sec.(2.2), there will be dissipation which manifests itself through the non vanishing divergence of the equations of motion: this means that phase space volume is not conserved, no matter which metric we use for it, unless the time average σ_+ of the phase space contraction vanishes. Furthermore introduction of non Newtonian forces can only be avoided by considering infinite thermostats.

Since the average σ_+ cannot be negative in the nonequilibrium stationary systems, [88], its positivity is identified with the signature of a genuine nonequilibrium, while the cases in which $\sigma_+ = 0$ are equilibrium systems, possibly “in disguise” 2.8. If $\sigma_+ > 0$ there cannot be any stationary distribution which has a density on phase space: the stationary states give probability 1 to a set of configurations which have 0 volume in phase space (yet they may be dense in phase space, and often are if σ_+ is small, see comments below).

Therefore any stationary distribution controlling the statistical properties of a nonequilibrium state *cannot be described* by a suitable density on phase space or on the attracting surfaces, thus obliging us to develop methods to study such singular distributions.

²² Excluding, as usual, specially symmetric cases, like spherical containers with elastic boundary and cases of phase transitions.

A point that will become important is that, in a system for which the CH holds, *there might be several attracting surfaces* \mathcal{A}_i contained in the phase space M . The case of a single attracting surface \mathcal{A} which also coincides with M is very special: it is verified in equilibrium, if CH holds. And out of equilibrium is verified when the non Hamiltonian and thermostatic forces are sufficiently “small”, because one of the key properties is the “*structural stability*” of Anosov evolutions on an attracting surface \mathcal{A} : they retain, on the same \mathcal{A} , the Anosov property.²³

If CH is found too strong, one has to rethink the foundations: the approach that Boltzmann used in his discretized view of space and time, started in [43][#5] and developed in detail in [40][#42], could be a guide: it will be attempted in the next Ch.3.

²³ At small perturbation an Anosov system can be mapped via a change of coordinates back to the not forced system (“structural stability of Anosov maps”).

Discrete phase space

3.1 Recurrence

Simulations have played a key role in recent studies on nonequilibrium. And simulations operate on computers to approximate solutions of differential equations: therefore phase space points are given a digital representation which might be very precise but rarely goes beyond 64 bits per coordinate. If the system contains a total of N particles each of which needs d coordinates to be identified (in the simplest models $d = 4$ if 2-dimensional, or $d = 6$ if 3-dimensional): this gives a phase space (virtually) containing $\mathcal{N}_{tot} = (2^{64})^{dN}$ points which cover a phase space region of desired size, V in velocity and L in position, with a lattice of mesh $2^{-64}V$ and $2^{-64}L$ respectively.

Therefore the “fiction” of a discrete phase space, used by Boltzmann in his foundational works, [40][#42,p.167], has been taken extremely seriously in modern times, with the peculiarity that it is seldom even mentioned in the numerical simulations.

A simulation is a code that operates on discrete phase space points transforming them into other points. In other words it is a map \overline{S} which associates with any point on phase space a new one with a precise deterministic rule that can be called a *program*.

With very rare exceptions, [89][90], developed with extreme care to avoid round-off errors and precisely for the purpose of investigating irreversibility and estimating recurrence times, all programs for simulating solutions of ordinary differential equations have some serious drawbacks. For instance the map \overline{S} , defined by a program, might be not invertible: different initial data might be

mapped by \overline{S} into the same datum; unlike the true solution to a differential equation of motion, which obeys a uniqueness theorem.

Since the number \mathcal{N}_{tot} is finite, all points will undergo a motion, as prescribed by \overline{S} , which will become *recurrent*, *i.e.* will become eventually a permutation of a subset of the phase space points, hence *periodic*.

The ergodic hypothesis, in the strict original formulation (interpreted on discretized evolution, see Ch.1 and, in particular, Sec.(1.3)), was born out of the natural idea that the permutation would be a *one cycle* permutation: every point, representing a microscopic state, would recur and continue in a cycle, [4].

In simulations, even if dealing with time reversible systems, it would not be reasonable to assume that all the phase space points are part of a permutation, because of the mentioned non invertibility of essentially any program. It is nevertheless possible that once the *transient* points (*i.e.* points that, being out of the permutation cycles, never recur) are discarded, motion reduces to single cycle permutation depending on the initial state.

So in simulations of motions of isolated systems the ergodic hypothesis really consists in two parts: first, the non recurrent phase space points should be “negligible” and, second, the evolution of the recurrent points consists in a single cycle permutation. Two comments:

- (a) Periodicity is not in contrast with chaotic behavior: this is a point that Boltzmann and others, *e.g.* Thomson, ([44][#39],[53], clarified in several papers, see also Sec.(6.11) below) for the benefit of the few that, at the time, listened.
- (b) The recurrence times are beyond any observable span of time (as soon as the particles number N is larger than a few units), [56][Sec.88]: whether in simulations or in real flows.

Nevertheless in the above *discrete* form the ergodic hypothesis, *i.e.* existence of a periodic orbit which attracts motions, can be formulated also for general nonconservative (*i.e.* dissipative) motions: assuming that *on attracting sets* (discrete approximations of attracting surfaces) non recurrent points are negligible and the recurrent points form a one cycle permutation. In other words, in this form, *the ergodic hypothesis is the same for conservative and dissipative systems provided phase space is identified with a transitive attracting set*. The statistics of the motions will be uniquely determined by assigning a probability \mathcal{N}^{-1} to each of the \mathcal{N} recurrent points on the attracting surface: and this will explain why there is a *unique* stationary distribution of physical interest, see Sec.(3.8).

In presence of dissipation the *non recurrent points will necessarily be “most” points*: reflecting the properties of dynamical systems (M, S_t) or (Ξ, S) which verify the chaotic hypothesis (CH), Sec.(2.7). In the latter systems motions, in fact, develop approaching a set, which will have zero area (relative to the attracting surface, even when the attracting surface is the full phase

space) because the area of any set contracts, [88], being asymptotically, hence forever, decreasing.

The suggested discretized picture is that contraction continues towards an attracting set: the latter is a periodic orbit that simulates a trajectory filling, in the non discretized phase space, densely a surface \mathcal{A} on which the map (\mathcal{A}, S) or the flow (\mathcal{A}, S_t) is an Anosov system (Sec.(2.6), definition 3) and the periodic orbit may depend on the initial data (in the cases in which there may be more than one attracting surface \mathcal{A}).

The statistical properties of the stationary states are carried by uniform distributions on each of the recurrent, periodic, orbits: which represent the discrete analogue of the SRB distributions supported (*i.e.* attribute probability 1) on an invariant subset of 0 area (on each of the attracting surfaces \mathcal{A} , see Sec.(2.7,2.8). Even in the cases in which the attracting set \mathcal{A} is the entire phase space, like in the small perturbations of conservative Anosov systems, see Sec.(2.10), the SRB distribution will, in general, attribute probability 1 to an invariant subset of 0 area in \mathcal{A} (to which would correspond a single periodic orbit) ¹

Of course in simulations of chaotic motions periodicity is usually not observable as the time scale for the recurrence will remain out of reach (in equilibrium as well as out of equilibrium). The chaotic nature of the motions hides a very regular (and somewhat uninteresting) periodic motion, [4].

Remarks: (1) It is by no means obvious that the motion can be described by a permutation of the points of a regularly discretized phase space, not even in equilibrium. However in simulations particles positions and velocities are often digitally represented by points on a regular lattice.

(2) Occasionally an argument is found whereby, in equilibrium, motion can be regarded as a permutation “because of the volume conservation due to Liouville’s theorem”. But this *cannot* be a sensible argument due to the chaoticity of motion: any volume element will be deformed under evolution and stretched along certain directions while it will be compressed along others. Therefore the points of the discretized phase space should not be thought as small volume elements, with positive volume, but precisely as individual (0 volume) points which the evolution permutes.

(3) Boltzmann argued, in modern terms, that after all we are interested in are very few observables: in their averages and in fluctuations (over time) of their values. Therefore we do not have to follow the details of the microscopic motions and “all” we have to consider are the time averages of a few physically important observables F_1, F_2, \dots, F_n , n small. This means that we have to understand what is now called a *coarse grained* representation of motion, collecting together all points on which the observables F_1, F_2, \dots, F_n assume the same values. Such a collection of microscopic states has been called a

¹ The concept of *attractor*, that will be seldom used in the following, would be handy here as it distinguishes between what is called an attracting surface and the invariant sets with minimal Hausdorff dimension among those with SRB-probability 1: and the latter could naturally be identified with the recurrent points.

macrostate, [91][58].

The reason why motion appears to reach stationarity and to stay in that situation is that for the overwhelming majority of the microscopic states in the recurrent cycles, *i.e.* recurrent points of a discretized phase space, the interesting observables have the same values.

Deviations of the observed F_j -values with respect to their averages are observable over time scales that are most often of human size and have nothing to do with the recurrence times. Boltzmann gave a very clear and inspiring view of this mechanism by developing the equation bearing his name, [32][#22]: entering into its full implications only a few years later when he had to face the conceptual objections of Loschmidt and others, [44][#39], and Sec.(6.11).

3.2 Stable & unstable manifolds

The possibility of finding discrete representation of motions is related to geometric features of “hyperbolicity”, shared by the systems which verify the chaotic hypothesis, see definition 2, Sec.(2.7).

If the dynamics is represented by a map $S : \Xi \rightarrow \Xi$ and is chaotic in the sense that the system is an Anosov system, see definition 3, Sec.(2.6), then more detailed knowledge is available about (Ξ, S) , [92][93][p.267], and it will be used in the following.

Namely hyperbolicity implies that at each point $x \in \Xi$ there are two tangent planes $V^s(x), V^u(x)$, continuously dependent on x , whose vectors are uniformly exponentially contracted, respectively, by the action of the Jacobian matrices $\frac{\partial S^n}{\partial x}$ as $n \rightarrow \pm\infty$; namely there are constants $C, \lambda > 0$ and:

$$\begin{aligned} |\partial S^n(x) dx| &\leq C e^{-\lambda n} |dx|, & n \geq 0, dx \in V^s(x) \\ |\partial S^{-n}(x) dx| &\leq C e^{-\lambda n} |dx|, & n \geq 0, dx \in V^u(x) \end{aligned} \quad (3.2.1)$$

Furthermore, if (Ξ, S) is an Anosov system, the planes $V^u(x), V^s(x)$ can be shown to be “integrable” families, *i.e.* $V^u(x)$ and $V^s(x)$ will be everywhere tangent to smooth surfaces, $W^u(x)$ and $W^s(x)$, without boundary, continuously dependent on x and, for all $x \in \Xi$, dense on Ξ , [92].

The surfaces $W^\alpha(x)$, $\alpha = u, s$, are called stable and unstable manifolds through x and their existence, as smooth, dense, surfaces without boundaries, [81], will be taken here as a property characterizing the kind of chaotic motions in the system.

A simple but, at first, unintuitive property of the invariant manifolds is that *although* they are locally smooth surfaces (if S is smooth) their tangent planes $V^\alpha(x)$ are not very smoothly dependent on x if x is moved along a W^β : if, in dimension 2, the $V^\alpha(x)$ are defined by assigning their unit normal vectors $n^\alpha(x)$ (in a coordinate system) and $d(x, y)$ is the distance between x and y , then it is in general $|n^\alpha(x) - n^\alpha(y)| \leq L_c d(x, y)^c$ for $y \notin V^\alpha$, where

$c < 1$ can be prefixed arbitrarily close to 1 at the expenses of a suitably large choice of L_c , [94]. The $n^\alpha(x)$, in general, are not smooth, see Appendix F for an argument explaining why, in spite of smoothness of Anosov maps, only Hölder continuity of the planes $V^\alpha(x)$ can, in general, be expected.²

This implies that, although the Jacobian $\partial S(x)$ of the map is a smooth function of x , nevertheless the restriction $\partial S(x)|_\alpha$ of $\partial S(x)$ to vectors tangent to the manifolds $W^\alpha(x)$ or its *local expansion rates*, *i.e.* the logarithms of the determinants:

$$\lambda_\alpha(x) \stackrel{def}{=} \log |\det \partial S(x)|_{V^\alpha(x)}, \quad \alpha = s, u \quad (3.2.2)$$

depend on x *only Hölder continuously*. Namely constants L_c^α exist such that:

$$\begin{cases} \|\partial S(x)_{V^\alpha(x)} - \partial S(y)_{V^\alpha(y)}\| \leq L_c^\alpha |x - y|^\beta \\ |\lambda_\alpha(x) - \lambda_\alpha(y)| \leq L_c^\alpha |x - y|^c \end{cases} \quad (3.2.3)$$

for $\alpha = u, s$ and $c < 1$.

This apparent anomaly³ manifests itself formally because it is possible to give a formal expression for the derivatives of $n^\alpha(x)$ which gives a finite value for the derivatives of $n^\alpha(x)$ along $W^\alpha(x)$, but a value of the derivatives along $W^{\alpha'}(x)$ undefined if $\alpha' \neq \alpha$.⁴

3.3 Geometric aspects of hyperbolicity. Rectangles.

A hyperbolicity feature is that it leads to a natural definition of coarse grained phase space partitions, whose elements will be called *rectangles* and, after setting up some geometrical definitions, their properties will be discussed in the next sections.

Here it will be pointed out that in Anosov systems (Ξ, S) the manifolds W^s, W^u , with tangent planes $V^u(x), V^s(x)$ at every x , can be used to build “boxes” (“rectangles”) with boundaries on the manifolds W^s, W^u which generate a digital representation of the chaotic motions due to the action of S on Ξ .

Warning: the analysis that follows will consider systems with Ξ of arbitrary dimension: however, at first, consider the case of dimension 2. The cases of dimension ≥ 3 present difficulties due to the mentioned non smoothness of the x dependence of the tangent planes $V^u(x), V^s(x)$: for further details see [92][95][96].

A geometric consequence of the Anosov’s property of (Ξ, S) is that it is possible to give a natural definition of sets E which have a boundary ∂E which consists of two parts one of which, $\partial^s E$, is compressed by the action of

² More generally call $n^\alpha(x)$ a unit ball, centered in x , in the plane orthogonal to $V^\alpha(x)$ and move x to y on $V^\beta(x)$: then the angle between $n^\alpha(x)$ and $n^\alpha(y)$ is $\leq L_c d(x, y)^c$ with $c < 1$.

³ Naive expectation would have been, perhaps, that if the manifold Ξ and the map S are smooth, say C^∞ , also $V^\alpha(x)$ and $W^\alpha(x)$ depend smoothly on x .

⁴ See Sec.(10.1) and Problem 10.1.5 in [50], see also Appendix F.

the evolution S and stretched under the action of S^{-1} and the other, $\partial^u E$ to which the opposite fate is reserved. Such sets are called *rectangles* and their construction is discussed in this section.

Inside the ball $B_\gamma(x)$ of radius γ centered at x the surface elements $W_\gamma^s(x) = W^s(x) \cap B_\gamma(x)$, $W_\gamma^u(x) = W^u(x) \cap B_\gamma(x)$ containing x and connected⁵ have a simple geometric property.

Namely, if γ is small enough (independently of x), near two close points $\xi, \eta \in B_\gamma(x)$ on Ξ , by the hyperbolicity implied by the CH, there will be a point $\zeta \stackrel{def}{=} [\xi, \eta] \in \Xi$,

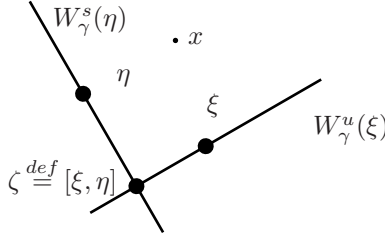


fig3.3.1

Fig.(3.3.1): Representation of the operation that associates $[\xi, \eta]$ with the two points ξ and η : as the intersection of a short connected part $W_\gamma^u(\xi)$ of the unstable manifold of ξ and of a short connected part $W_\gamma^s(\eta)$ of the stable manifold of η . The size γ is short "enough", compared to the diameter of Ξ , and it is represented by the segments to the right and left of η and ξ . The ball $B_\gamma(x)$ is not drawn.

whose n -th iterate in the past will be exponentially approaching $S^{-n}\xi$ while its n -th iterate in the future will be exponentially approaching $S^n\eta$, as $n \rightarrow +\infty$.

This can be used to define special sets E that will be called *rectangles*, because they can be drawn by giving two "axes around a point x ", $C \subset W_\gamma^u(x)$, $D \subset W_\gamma^s(x)$ (γ small) as in Fig.(3.3.2):

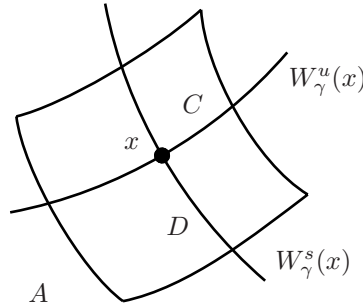


fig3.3.2

Fig.(3.3.2): rectangle A with axes C, D crossing at a center x .

The axes around x will be simply connected surface elements, intersecting transversally at x ,¹⁷ with a boundary which has zero measure relative to the area on $W_\gamma^s(x)$ or $W_\gamma^u(x)$ and which are the closures of their internal points (relative to $W_\gamma^s(x)$ and $W_\gamma^u(x)$); an example are the connected parts, containing x , of the intersections $C = W^u(x) \cap B_\gamma(x)$ and $D = W^s(x) \cap B_\gamma(x)$.

⁵ Notice that, under the CH, motions on the attracting sets \mathcal{A} are Anosov systems and the stable and unstable manifolds of every point can be shown to be dense on \mathcal{A} , [81]. Therefore $W^s(x) \cap B_\gamma(x)$ is a dense family of "layers" in $B_\gamma(x)$, but only one is connected and contains x , if γ is small enough.

The boundaries of the surface elements will be either 2 points, if the dimension of $W^s(x), W^u(x)$ is 1 as in the above figure or, more generally, continuous connected surfaces each of dimension one unit lower than that of $W^s(x), W^u(x)$.

Then define E as the set

$$E = C \times D \equiv [C, D] \stackrel{def}{=} \cup_{y \in C, z \in D} \{[y, z]\}, \quad (3.3.1)$$

and call x the *center* of E with respect to the *pair of axes*, C and D . This is illustrated in Fig.(3.3.2). We shall say that C is an unstable axis and D a stable one, (3.3.1).

A given rectangle E can be constructed as having any internal point $y \in E$ as center, by choosing an appropriate pair of axes.⁶

If C, D and C', D' are two pairs of axes for the same rectangle we say that C and C' , or D and D' , are “parallel” (for instance it is either $C \equiv C'$ or $C \cap C' = \emptyset$).⁷

The boundary of $E = C \times D$ is composed by sides $\partial^s E, \partial^u E$, see Fig.(3.3.3), each not necessarily connected as a set. For instance, in 2-dimensions, the sides of $E = C \times D$ break in disconnected parts: the first parallel to the stable axis C and the other to the unstable axis D , see Fig.(3.3.3), and they can be defined in terms of the boundaries ∂C and ∂D of C and D considered as subsets of unstable and stable lines that contain them.

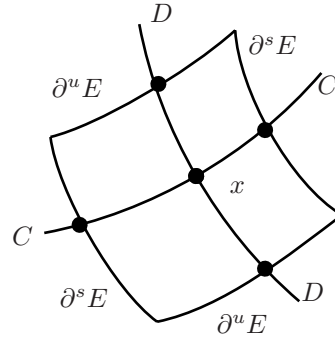


fig3.3.3

Fig.(3.3.3): The stable and unstable boundaries of a rectangle $E=C \times D$ in the simple 2-dimensional case in which the boundary really consists of two pairs of parallel axes.

The stable and unstable parts of the boundary are defined as

$$\partial^s E = [\partial C, D], \quad \partial^u E = [C, \partial D]. \quad (3.3.2)$$

which in the 2-dimensional case consist of two pairs of parallel lines, as shown in Fig(3.3.3).

⁶ If C, D are chosen, as in the example, as intersections between the ball $B_\gamma(x)$ with $W_u(x)$ and $W_s(x)$ then their boundaries are smooth, whichever is the dimension of Ξ . But the construction of E involves, for instance, moving a point y on the boundary of $C \subset W_u(x)$ and drawing $W_s(y)$: therefore the latter boundary varies, in general, only Hölder-continuously with y so that, even in the example, the boundary of E is only Hölder continuous, unless Ξ has dimension 2, making visualization of E in higher dimension more difficult.

⁷ The boundary of C , intersection of $W_s(x)$ with $B_\gamma(x)$ is smooth, but the boundary of E traced by $W_s(y)$ while y is over D will only be Hölder continuous. So only in the 2-dimensional systems the rectangle E has a smooth boundary, as the figure may suggest.

If C, C' are two parallel *stable* axes of a rectangle E , a map $\theta : C \rightarrow C'$ can be established by defining $\xi' = \theta(\xi)$ if ξ, ξ' are on the *same unstable* axis through $\xi \in C$: then it can be shown, [92], that the map θ maps sets of positive relative area on C to sets of positive relative area on C' . The corresponding property holds for the correspondence established between two parallel unstable axes D, D' by their intersections with the stable axes of E .

This property is called *absolute continuity* of the foliations $W^s(x)$ with respect to $W^u(x)$ and of $W^u(x)$ with respect to $W^s(x)$.

Remark: As mentioned any point x' in E is the intersection of unstable and stable surfaces C', D' so that E can be written also as $C' \times D'$: hence any of its points can be a center for E . It is also true that if $C \times D = C' \times D'$ then $C \times D' = C' \times D$. For this reason given a rectangle any such C' will be called an *unstable axis* of the rectangle and any D' will be called a *stable axis* and the intersection $C' \cap D'$ will be a point x' called the center of the rectangle for the axes C', D' . The boundaries of E are smooth surfaces in dimension 2 and, therefore, have 0 area on Ξ : a property which holds also in dimension larger than 2 but requires a proof as the boundaries are in general not smooth as mentioned above.

3.4 Symbolic dynamics, chaos, mixing time

To visualize, and take advantage, of the chaoticity of motion imagine that phase space Ξ , on which an Anosov map S acts, can be divided into *cells* $E_j, j = 1, 2, \dots, m$, with pairwise disjoint interiors, determined by the dynamics. They consist of rectangles $E_j = C_j \times D_j$ as in Fig.(3.3.2) with the axes C_j, D_j crossing at “centers” $x_j = C_j \cap D_j$, and with the size of their diameters that can be supposed, by construction, smaller than a prefixed $\delta > 0$.

The basic property of hyperbolicity and transitivity is that the cells E_1, E_2, \dots, E_m can be so adapted to enjoy of the two properties below:

(1) the “stable part of the boundary” of E_j , denoted $\partial^s E_j$ has 0 area and under the action of the evolution map S ends up as a subset of the union of all the stable boundaries of the rectangles; likewise the unstable boundary of E_i has zero area and is mapped into the union of all the unstable boundaries of the rectangles under S^{-1} .⁸ In formulae:

$$S\partial^s E_j \subset \cup_k \partial^s E_k, \quad S^{-1}\partial^u E_j \subset \cup_k \partial^u E_k, \quad (3.4.1)$$

⁸ This follows from the remark that, by construction, any intersection of two rectangles is again a rectangle if it has internal points. Hence if the attracting set is covered by a finite number of rectangles a partition into rectangle is obtained by intersecting all of them. Then by successive approximations the rectangles can be modified to obtain a partition with the extra property: the case of 2-dimensions is presented in AppendixG.

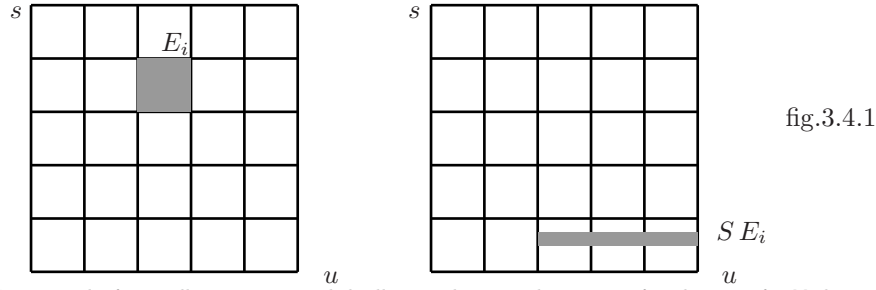


Fig.3.4.1: The figures illustrate very symbolically, as 2-dimensional squares, a few elements of a Markovian pavement (or Markov partition). An element E_i of it is transformed by S into SE_i in such a way that the part of the boundary that contracts ends up exactly on a boundary of some elements among E_1, E_2, \dots, E_n .

In other words no new stable boundaries are created if the cells E_j are evolved towards the future and no new unstable boundaries are created if the cells E_j are evolved towards the past as visualized in the idealized figure Fig.3.4.1 (idealization due to the dimension 2 and to the straight and parallel boundaries of the rectangles).

(2) Furthermore the intersections $E_i \cap SE_j$ with internal points have to be connected sets (*i.e.* δ is small enough).

A covering $\mathcal{E} = \{E_i\}_{i=1}^m$ of Ξ by rectangles with the above properties will be called a “Markovian partition” or “Markovian pavement”. It can be constructed via a sequence of geometric approximations, [81][95]: for a very elementary detailed description of the 2-dimensional case see Appendix G.

Existence of partitions of this kind is important as it induces a representation of the evolution which, in a sense, is the same whatever is the (Anosov) dynamical system (Ξ, S) ; the representation will be called “symbolic dynamics”:

Definition: (Symbolic dynamics) If $\mathcal{E} = \{E_1, \dots, E_m\}$ is a Markovian partition for a Anosov system (Ξ, S) , the $m \times m$ matrix M with $M_{ij} = 1$ if the interior of SE_i intersects the interior of E_j and $M_{ij} = 0$ otherwise, defines the “compatibility matrix” of \mathcal{E} . If the diameter of the sets E_j is sufficiently small and, with the exception of x 's in a set of 0 area in Ξ , for each x there is unique sequence of labels $\mathbf{q} = \{q_j\}_{j=-\infty}^{\infty}$ such that $M_{q_k q_{k+1}} \equiv 1$, for all $k \in \mathbb{Z}$, and with $S^k x \in E_{q_k}$: the sequence \mathbf{q} is called a compatible history of x on \mathcal{E} .⁹ The sequence \mathbf{q} uniquely determines x .

Given an Anosov system (Ξ, S) and a Markovian partition \mathcal{E} with small enough elements, the correspondence $x \leftrightarrow$ ‘compatible sequence \mathbf{q} on \mathcal{E} ’ allows to identify the Anosov dynamical system (Ξ, S) with the dynamical

⁹ The exception is associated with points x which are on the boundaries of the rectangles or on their iterates. In such cases it is possible to assign the symbol q_0 arbitrarily among the labels of the rectangles to which x belongs: once made this choice a compatible history \mathbf{q} determining x exists and is unique.

system in which Ξ is the set $\tilde{\Xi}$ of compatible sequences \mathbf{q} on \mathcal{E} with S identified with the one step left translation \tilde{S} of \mathbf{q} (“symbolic dynamics”).¹⁰

The dynamical system $(\tilde{\Xi}, \tilde{S})$ is equivalent to the original (Ξ, S) for studying the SRB distribution as well as any invariant probability distribution for (Ξ, S) which attributes 0 probability to the points x with compatible but ambiguous symbolic representation:⁹ sequences \mathbf{q} can be used to identify points of Ξ just as decimal digits are used to identify the coordinates of points (where exceptions occur as well, and for the same reasons, as ambiguities arise in deciding, for instance, whether to use .9999... or 1.0000...),¹¹

The dynamical system $(\tilde{\Xi}, \tilde{S})$ will be called the “symbolic dynamics of (Ξ, S) ”. The one-to-one correspondence (aside for a set of zero area) between points of the surface Ξ and compatible histories of $\tilde{\Xi}$ is a key property of Anosov’s maps: it converts the evolution $x \rightarrow Sx$ into the trivial translation \tilde{S} of the history $\mathbf{q} = \{q_k\}_{k=-\infty}^{\infty}$ of x , which becomes $\mathbf{q}' \equiv \tilde{S}\mathbf{q} \stackrel{def}{=} \{q_{k+1}\}_{k=-\infty}^{\infty}$.

The matrix M will be called a “compatibility matrix”. Transitivity (see Sec.(2.6)) implies that the matrix M admits an iterate M^n which, for some $n > 0$, has *no vanishing entry*.

Therefore the points $x \in \Xi$ can be thought as the *possible* outputs of a Markovian process with transition matrix to M : for this reason the partitions $\mathcal{E} = \{E_j\}$ of Ξ are called *Markovian*.

Remarks: (1) The Markovian property has a geometrical meaning (seen from Fig.3.4.1 above): imagine each E_i as the “stack” formed by all the connected unstable axes $\delta(x)$, intersections of E_i with the unstable manifolds of its points x , which can also be called unstable “layers” in E_i .

Then if $M_{i,j} = 1$, the expanding layers in each E_i expand under the action of S and their images *fully cover* the layers of E_j with which they overlap.¹² A corresponding property holds for the stable layers.

(2) It is important to notice that once a Markovian pavement $\mathcal{E} = (E_1, \dots, E_m)$ with elements with diameter $\leq \delta$ has been constructed then it is possible to construct a new Markovian pavement \mathcal{E}_τ whose elements have diameter smaller than a prefixed quantity. It suffices to consider the \mathcal{E}_τ whose elements are, for instance, the sets which have interior points and have the form

$$E(\mathbf{q}) \stackrel{def}{=} E_{q_{-\tau}, \dots, q_\tau} \stackrel{def}{=} \bigcap_{i=-\tau}^{\tau} S^i E_{q_i}. \quad (3.4.2)$$

Their diameters will be $\leq 2C\delta e^{-\tau\lambda}$ if C, λ are the hyperbolicity constants, see Eq.(3.2.1). The sets of the above form with non empty interior are precisely the sets $E(\mathbf{q}) = \bigcap_{j=-\tau}^{\tau} S^{-j} E_{q_j}$ for which $\prod_{j=-\tau}^{\tau-1} M_{q_j q_{j+1}} = 1$.

¹⁰ The requirement of small enough diameter is necessary to imply that the image of the interior of any element E_j intersects E_i (i.e. if $M_{ji} = 1$) in a connected set: true only if the diameter is small enough (compared to the minimum curvature of the stable and unstable manifolds).

¹¹ Because the exceptions in the $1 \leftrightarrow 1$ correspondence $\Xi \leftrightarrow \tilde{\Xi}$ occur only for points whose trajectory visits the boundaries of the partition rectangles, which form a set of 0 area in Ξ

¹² Formally let $E_i \in \mathcal{P}$, $x \in E_i$ and $\delta(x) = E_i \cap W_u(x)$: then if $M_{i,j} = 1$, i.e. if the interior of SE_i visits the interior of E_j , it is $\delta(Sx) \subset S\delta(x)$.

(3) If $x \in E(\mathbf{q})$, $\mathbf{q} = (q_{-\tau}, \dots, q_\tau)$, then the symbolic history of x coincides at times $j \in [-\tau, \tau]$ with \mathbf{q} , i.e. $S^{-j}x = q_j$ for $j \in [-\tau, \tau]$ (except for a set of 0 area of x 's).

(4) A rectangle $E(\mathbf{q})$ can be imagined as the stack of the connected portions of unstable axes: $\delta^u(\mathbf{q}, x) = [W^u(x)] \cap E(\mathbf{q})$,¹³; i.e. $E(\mathbf{q}) = \cup_{x \in D} \delta^u(\mathbf{q}, x)$ (or as the stack $E(\mathbf{q}) = \cup_{x \in C} \delta^s(\mathbf{q}, x)$ with δ^s defined similarly).

(5) The symbolic representation of the connected portion of unstable manifold $[W^u(x)] \cap E(\mathbf{q})$ simply consists of the compatible sequences \mathbf{q}' with $q'_i = q_i$, $i \in [-\tau, \tau]$ and which continue to $i < -\tau$ into the sequence of symbols of x with labels $i < -\tau$ while for $i > \tau$ are arbitrary. The connected portion of stable manifold has a corresponding representation.

(6) The smallest integer n_0 with the property that $M_{ij}^{n_0} > 0$ will be called the *symbolic mixing time*;: it gives the minimum time needed to be sure that any symbol i can be followed by any other j in a compatible sequence with compatibility matrix given by the transitive matrix of the pavement \mathcal{E} .

(7) Finally consider systems (Ξ, S) for which CH holds and there is one (for simplicity) attracting surface $\mathcal{A} \neq \Xi$ with (\mathcal{A}, S) an Anosov system. In this case a Markovian partition \mathcal{E} can be built on \mathcal{A} and is formed by cells $E_j \subset \mathcal{A}$. The SRB distribution is the same for (Ξ, S) and (\mathcal{A}, S) , [83]. The reason why the averages of observables F is the same is the following.

If x is close enough to \mathcal{A} it is on the stable manifold of a point $\bar{x} \in \mathcal{A}$; the continuity of $W_s(x)$ on x implies continuity of the map $x \rightarrow \bar{x}$ and an open set around \bar{x} is image of an open set around x ; it is also $|S^n x - S^n \bar{x}| \xrightarrow{n \rightarrow \infty} 0$. Thus the average of a continuous F will be the same whether starting from x or \bar{x} and most \bar{x} will be chaotic, in the sense of Sec.(2.6).¹⁴

Simple examples will be discussed in Sec.(3.5).

3.5 Examples of hyperbolic symbolic dynamics

The paradigmatic example is the simple evolution on the 2-dimensional torus $T^2 = [0, 2\pi]^2$ defined by the transformation (called the ‘‘Arnold cat map’’):¹⁵

$$S\varphi = S \begin{pmatrix} \varphi_1 \\ \varphi_2 \end{pmatrix} = \begin{pmatrix} 1 & 1 \\ 1 & 0 \end{pmatrix} \begin{pmatrix} \varphi_1 \\ \varphi_2 \end{pmatrix} = \begin{pmatrix} \varphi_1 + \varphi_2 \\ \varphi_1 \end{pmatrix} \pmod{2\pi} \quad (3.5.1)$$

¹³ The connectedness, symbolized by the brackets, is needed as the $W_u(x)$ is dense on Ξ .⁵

¹⁴ Remark also that existence of a point $\bar{x} \in \mathcal{A}$ which has the same asymptotics of $x \in \Xi$, close enough to \mathcal{A} , is a consequence of the *shadowing property*, [97][18.1]: if $S^n x$ is a trajectory starting at small enough distance $< \varepsilon_0$ from \mathcal{A} , then there is $\varepsilon > 0$ and, (2.6), for each n there is a point $\xi_n \in \mathcal{A}$ with $|S^n x - \xi_n| < \varepsilon e^{-n\lambda}$; therefore the sequence ξ_n is a ‘ δ -pseudo orbit’, because $|\xi_n - S\xi_{n-1}| \leq |\xi_n - S^n x| + |S(S^{n-1}x) - S\xi_{n-1}| \leq \varepsilon e^{-n\lambda} + C_0 \varepsilon e^{-(n-1)\lambda} \leq C_1 e^{-\lambda n} \leq \delta$ for suitable C_0, C_1 . Hence shadowing property, which states that a δ pseudo orbit on \mathcal{A} is $C\delta$ -close to an orbit on \mathcal{A} , implies that there is $\bar{x} \in \mathcal{A}$ such that $|S^n x - S^n \bar{x}| < C e^{-n\lambda}$, for suitable C . However to obtain the SRB result (when $\mathcal{A} \neq \Xi$) the continuity of the map $x \rightarrow \bar{x}$ would still be needed.

¹⁵ The map is not obtainable as a Poincaré’s section of the orbits of a 3-dimensional manifold simply because its Jacobian determinant is not $+1$.

It is possible to construct simple examples of Markovian partitions of T^2 because the stable and unstable directions through a point φ are everywhere the directions of the two eigenvectors of the matrix $\begin{pmatrix} 1 & 1 \\ 1 & 0 \end{pmatrix}$.

Hence in the coordinates φ they are straight lines (wrapping densely over T^2 , because the slope of the eigenvectors is irrational). For instance Fig.(3.5.1) gives an example of a partition satisfying the property (1) in Sec.(3.4).

This is seen by remarking that in Fig.(3.5.1) the union of the stable boundaries, *i.e.* the lines with negative slope (irrational and equal to $(-\sqrt{5}-1)/2$), are a connected part of the stable manifold exiting on either side from the origin; likewise the union of the unstable boundaries, *i.e.* the lines with positive slope (equal to $(\sqrt{5}-1)/2$) are a *connected part* of the unstable manifold exiting from the origin.

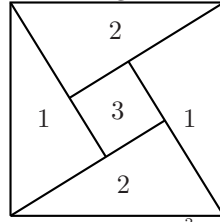


fig3.5.1

Fig.(3.5.1): Three rectangles (E_1, E_2, E_3) pavement of torus T^2 ; sides lie on two *connected* portions of stable and unstable manifold of origin (fixed point). Satisfies Eq.(3.4.1) *but is not Markovian*, because correspondence between histories-points is not 1-1 even allowing for exceptions on a set of 0 area: the three sets are too large. But the partition whose elements are $E_j \cap S E_j$ has the desired properties, as it follows from the next figure.

Therefore under action of S the union of the stable boundaries will be still a part of the stable manifold through the origin *shorter by a factor* $(\sqrt{5}-1)/2 < 1$ hence it will be part of itself, so that the first Eq.(3.4.1) holds. For the unstable boundaries the same argument can be repeated using S^{-1} instead of S to obtain the second Eq.(3.4.1).

However it is checked that the partition in Fig.(3.5.1) $\mathcal{E} = (E_1, E_2, E_3)$ generates ambiguous histories in the sense that E_2 is too large and in general the correspondence between points and their symbolic history is 2 - 1 (and more to 1 on a set of zero area).

By slightly refining the partition (subdividing the set E_2 in Fig.(3.5.1)) a true Markovian partition is obtained as shown in Fig.(3.5.2); from the figure the transition matrix can be computed and the mixing time results $n_0 = 7$.3.4

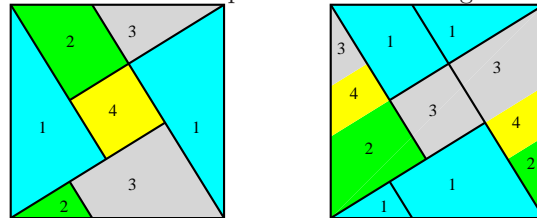


fig3.5.2

Fig.(3.5.2): A Markovian pavement (left) for S ("Arnold's cat map"). The images under S of the rectangles are shown in the right figure: corresponding rectangles are marked by the corresponding colors and numbers.

The examples above are particularly simple because of the 2-dimensionality of phase space and because the stable and unstable manifolds of each point are straight lines.

Remark: the Arnold cat is not reversible, but a simple reversible Anosov system can be defined as $S_* = S \times S^{-1}$ acting on $(\mathbf{x}, \mathbf{y}) \in T^2 \times T^2 \stackrel{\text{def}}{=} \mathcal{A}$ as $S_*(\mathbf{x}, \mathbf{y}) = (S\mathbf{x}, S^{-1}\mathbf{y})$: if $I(\mathbf{x}, \mathbf{y}) = (\mathbf{y}, \mathbf{x})$, the system (\mathcal{A}, S_*) is reversible and Anosov.

If the dimension is higher and the manifolds are not flat, as implied by different expansion (or contraction) in different directions, the Markovian partition still exists but its elements will, in general, have an irregular boundary (although Hölder continuous). For this reason the reader is referred to the original papers [81][82];. About the general 2-dimensional case, particularly simple, see Appendix G.

The dimensions of stable and unstable manifolds of an Anosov map need not be equal; as when the total dimension is odd. As an example consider the 3-torus map described by the matrix:

$$S = \begin{pmatrix} 0 & 0 & 1 \\ 1 & 0 & -k \\ 0 & 1 & -1-k \end{pmatrix}, \quad (3.5.2)$$

with k a suitably chosen integer, *e.g.* $k = \pm 1$ (its eigenvalues equation is $\lambda^3 + (1+k)\lambda^2 + k\lambda - 1 = 0$ and k has to be so chosen that $|\lambda| \neq 1$).

3.6 Coarse graining and discrete phase space

Given smooth observables F_1, \dots, F_r , let Ξ be the phase space of a timed evolution S , verifying CH, with attracting set \mathcal{A} , $\mathcal{A} = \Xi$ for simplicity (so (Ξ, S) is an Anosov map). Imagine Ξ to be subdivided, for the purpose of measurements of the observables F_j , in small regions in which the F_j can be supposed to have a constant value.

A convenient choice of the small regions will be to imagine them constructed from a Markovian partition $\mathcal{E}_0 = (E_1, E_2, \dots, E_m)$. Given $\tau \geq 0$ consider the *finer Markovian partition* \mathcal{E}_τ whose elements are the sets $E(\mathbf{q}) \stackrel{\text{def}}{=} \cap_{j=-\tau}^{\tau} S^{-j} E_{q_j}$, $\mathbf{q} = (q_{-\tau}, \dots, q_\tau)$, $q_j \in \{1, 2, \dots, m\}$ with non empty interior: as discussed in Eq.(3.4.2) the elements $E(\mathbf{q})$ can be made with diameter as small as pleased by choosing τ large, because of the contraction or stretching properties of their boundaries.

Choosing τ large enough so that in each of the *cells* $E(\mathbf{q})$ the “interesting” observables F_1, \dots, F_r have a constant value (at least at a first approximation), we shall call \mathcal{E}_τ a *coarse grained partition* of phase space into “coarse cells” adapted, or relative, to the observables F_1, \dots, F_r .

Should we decide that higher precision is necessary we shall have simply to increase the value of τ . But, given the precision chosen, the time average of any observable F of interest will have the form:

$$\langle F \rangle = \frac{\sum_{\mathbf{q}} F(x_{\mathbf{q}}) w(\mathbf{q})}{\sum_{\mathbf{q}} w(\mathbf{q})} \quad (3.6.1)$$

where $\mathbf{q} = (q_{-\tau}, \dots, q_{\tau})$ are $2\tau + 1$ labels, among the labels $1, 2, \dots, m$ of the Markovian pavement elements E_j used to construct the coarse cells, and $x_{\mathbf{q}}$ denotes a point of the cell $E(\mathbf{q})$, and $w(\mathbf{q})$ are suitable *weights*.

The weights $w(\mathbf{q})$ will be expressed via the *SRB* distribution:

$$\frac{w(\mathbf{q})}{\sum_{\mathbf{q}'} w(\mathbf{q}')} = \mu_{SRB}(E(\mathbf{q})) \quad (3.6.2)$$

and the problem is to determine, for systems of interest, the weights (hence the SRB distribution).

To understand this point it is convenient to consider, to fix ideas, a system of N particles and a discretization of its phase space Ξ into *equally spaced* points x , centers of tiny boxes¹⁶ of sides $\delta p, \delta q$ in the momentum and, respectively, position coordinates and volume $(\delta p \delta q)^{3N-1} \stackrel{def}{=} h^{3N-1}$, by far smaller than the diameter of the largest coarse cell (as usual in simulations).¹⁷

This will allow us to discuss time evolution in a way deeply different from the usual: it has to be stressed that such “points” or “microscopic” cells, are not associated with any particular observable; they can be thought of as tiny $6N - 2$ dimensional boxes and represent the highest microscopic resolution that can be achieved: they will be called *microcells* or *discrete points* of the discretized phase space *and have nothing to do with the above coarse cells E_j of the Markovian partition, which must be thought as much larger, each containing very large numbers of microcells.*

Let \mathcal{N}_0 be the total number of microcells *regularly spread* on Ξ . The dynamics S will be thought as a map \overline{S} of microcells into themselves: it will then be eventually periodic (with period possibly depending on the initial microcell). The recurrent points will be, in general, $\mathcal{N} \ll \mathcal{N}_0$, *i.e.* much less than the number \mathcal{N}_0 of points in the discretization of Ξ .

No matter how small coarse cells $E(\mathbf{q})$ are chosen, as long as the number of discrete points inside them is very large, it will be impossible to represent the motion as a permutation: not even in the conservative case in which the volume of the cells $S^n E(\mathbf{q})$ remains constant. Simply because the coarse cells are deformed by the evolution, being stretched in some direction and compressed in others, if the motion has nonzero Lyapunov exponents (*i.e.* is chaotic).

The next section will address the question: how can this be reconciled with the numerical simulations, and with the naive view of motion, as a permutation of microcells? The phase space volume will generally contract with time: yet we want to describe the evolution in terms of an evolution permuting microscopic states, hence the question: *how to determine the weights $w(\mathbf{q})$ of the coarse cells?*

¹⁶ The name ‘box’ is chosen to mark the distinction with respect to the rectangles of the coarse partition.

¹⁷ The $2(3N - 1)$ takes into account that the Poincaré’s section Ξ is here imagined to be performed by restricting one coordinate with momentum dimension and one with dimension position and drawing a section of dimension $6N - 2$ on an energy surface of dimension $6N - 1$; $\delta p, \delta q$, hence h , should be imagined so small that the r observables F_j are be approximately constant in the Markovian cells (as in simulation codes).

3.7 Microcells, phase space points and simulations

The microcells (introduced in the previous section) should be considered as realizations of objects alike to those arising in computer simulations: where phase space points x are “digitally represented” (“discretized”) on a regular lattice with coordinates given by a string of integers and the evolution S becomes a *code*, or *program*, \bar{S} simulating the solution of equations of motion for the model under study. The code \bar{S} operates *exactly* on the coordinates (deterministic round-offs, enforced by the particular computer hardware and software, should be considered part of the program).

Assume that the evolution map S on phase space Ξ is an Anosov map (hence smooth hyperbolic and with a dense orbit) so that Ξ is itself an attracting surface. Then the general properties analyzed in the previous sections will hold. In particular there will be a partition \mathcal{E}_0 of Ξ into coarse cells (“rectangles”) $\mathcal{E}_0 = \{E_1, E_2, \dots, E_m\}$ with the Markovian property, see (3.4).

The evolution S , considered in the approximation \bar{S} in which it acts on the discretized phase space, will produce (for approximations careful enough, see below) a chaotic evolution “for all practical purposes”: the approximation is realized via the prescription \bar{S} on the evolution of the microcells (to be regarded as a computer simulation, because the “microcells” are not real physical objects). For the purposes of the *heuristic analysis* below, attention is directed at:

- (1) looking only at “macroscopic observables” which are constant on the coarse graining scale $\gamma = 2Ce^{-\lambda\tau}$, see Eq.(3.4.2), of a Markovian partition $\mathcal{E}_\tau = \{E(\mathbf{q})\}$ obtained from a partition $\mathcal{E}_0 = \{E_1, E_2 \dots, E_m\}$ by intersecting its 2τ iterates $E(\mathbf{q}) = \cap_{i=-\tau}^{\tau} S^i E_{q_i}$; and
- (2) looking only at phenomena accessible on time scales far shorter than the recurrence times (which are finite, in finite representations of the evolution, but of size large enough to make the recurrence phenomenon irrelevant).¹⁸

It is supposed that:

- (a) the division into microcells is fine enough to allow us to describe evolution S via a map \bar{S} of the microcells (hence via meaningful simulations); the map \bar{S} is “careful enough” in the sense that microcells that are on an unstable axis of a coarse cell E are mapped on the union of unstable axes of the cells that intersect the image $\bar{S}E$. This is not an innocent assumption: it will be clear that other maps \bar{S} can be conceived which lead to very different conclusions.
- (b) the map \bar{S} approximating the evolution map S cannot be, in general, a permutation of microcells: in simulations it will happen, *essentially always*,

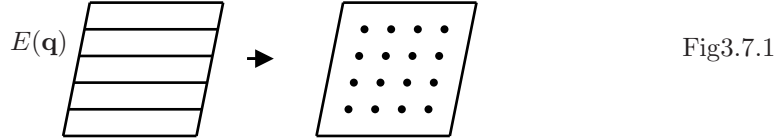
¹⁸

To get an idea of the orders of magnitude consider a rarefied gas of N mass m particles of density ρ at temperature T : the metric on phase space will be $ds^2 = \sum (dp_i^2 / (mk_B T)^{3N} + dq_i^2 / \rho^{2N})$; each coarse cell will have size at least $\sim (mk_B T)^{1/2}$ in momentum and $\sim \rho^{-1/3}$ in position; this is the minimum precision required to give a meaning to the particles as separate entities. Each microcell could have coordinates represented with 32 bits will have size of the order of $(mk_B T)^{1/2} 2^{-32}$ in momentum and $\rho^{-1/3} 2^{-32}$ in position and the number of *theoretically possible* phase space points representable in the computer will be $O((2^{32})^{6N})$ which is obviously far too large to allow anything being close to a recurrence in essentially any simulation of a chaotic system involving more than $N=1$ particle. For recent study on this problem see [89].

that it will send distinct microcells into the same one. It does certainly happen in nonequilibrium systems in which, in the average, phase space contracts;¹⁹ (c) The set of recurrent points for \bar{S} is a *discrete representation* of Ξ , that we call $\bar{\Xi}$. Even though the map \bar{S} may not be one-to-one, particularly in the nonequilibrium cases, nevertheless it will be such on $\bar{\Xi}$, *i.e. eventually*: because any map on a finite space is a *permutation* of the points which are recurrent.

The discrete set $\bar{\Xi}$ will be imagined as a collection of recurrent microcells²⁰ lying on, and approximating, unstable manifolds of Ξ . More precisely in the discretized evolution the phase space points will move towards an attracting set, $\bar{\Xi}$, which will be a finite approximation of Ξ , consisting of recurrent points; and $\bar{\Xi}$ will be imagined as an array of points regularly spaced (as in the digital realizations of the microcells) located, in each cell (“rectangle”) $E(\mathbf{q})$, on finitely many among the unstable axes of $E(\mathbf{q})$, see Sec.(3.3).

In each rectangle $E(\mathbf{q})$ of the Markovian partition (“coarse grained cell”), such arrays approximate some (finitely many) parallel unstable axes of $E(\mathbf{q})$, see Fig(3.7.1), that will be called $\delta(\mathbf{q})$ while their union will be called $\Delta(\mathbf{q})$.



Fig(3.7.1): A very schematic and idealized drawing of the few intersections $\delta(\mathbf{q})$ with $E(\mathbf{q})$, of the unstable surfaces which contain the microcells remaining, after a transient time, inside a coarse cell $E(\mathbf{q})$ (the infinitely many of the others being left out of the recurrent cycle). The second drawing (indicated by the arrow) represents schematically the collections of microcells which are on the unstable surfaces which, in $E(\mathbf{q})$, form the stack of unstable surface elements $\delta(\mathbf{q})$, whose union will be called $\Delta(\mathbf{q})$. The recurrent microcells are imagined to regularly cover the attracting set unstable but recurrent surface elements, as supposed in (a) above.

This is not an innocent assumption as discussed in the next section.

(d) The evolution \bar{S} will permute the discrete arrays of recurrent microcells on $\bar{\Xi}$ into themselves. Every permutation can be decomposed into cycles: and a simple minded assumption is that the recurrent microcells in the arrays $\cup_{\mathbf{q}} \Delta(\mathbf{q})$ take part in the same *one cycle permutation*, thus defining the discretized attracting set $\bar{\Xi}$.

It is an analogue of the ergodic hypothesis for equilibrium: in the stronger form that not only every recurrent microcell visits all the other recurrent ones (*i.e.* at stationarity there is a single periodic orbit), but also the recurrent points are regularly covering the discrete attracting set supposed consisting of a few unstable axes, that in each cell $E(\mathbf{q})$ will be called $\delta(\mathbf{q})$, collected into $\Delta(\mathbf{q}) \subset E(\mathbf{q})$. In the end, *however*, it implies the analytical identification of the SRB distribution, see below.

Consistency between expansion of the unstable surfaces and existence of a cyclic permutation of the microcells regularly spaced on the recurrent set,

¹⁹ With extreme care it is sometimes, and in equilibrium, possible to represent a chaotic evolution S with a code \bar{S} which is a true permutation: the only example that I know, dealing with a physically relevant model, is in [90][89].

²⁰ Recurrent are the microcells with periodic evolution, as defined in Sec.(3.1).

imagined to consists of unstable axes $\delta(\mathbf{q})$, in $E(\mathbf{q})$, see Fig.3.7.1, *puts severe restrictions* on the number of recurrent microcells in each coarse grained cell $E(\mathbf{q})$.

The number $\mathcal{N}(\mathbf{q})$ of recurrent microcells out of the total number \mathcal{N} of microcells in $\bar{\Xi}$ contained in $E(\mathbf{q})$, by Eq.(3.6.2), is $\mathcal{N}(\mathbf{q}) = \mathcal{N} \frac{w(\mathbf{q})}{\sum_{\mathbf{q}} w(\mathbf{q})} = \mathcal{N} \mu_{SRB}(E(\mathbf{q}))$ and it will determine an approximation of the weights $w(\mathbf{q})$ and of the SRB distribution, as discussed in the next section.

The above viewpoint can be found in [4][98][59][50].

3.8 The SRB distribution: its physical meaning

The determination of the weights $w(\mathbf{q})$ determining the fraction of the total number $N(\mathbf{q})$ of recurrent microcells in $E(\mathbf{q})$ can be found through the following *heuristic argument*, [4][99].

Let 2τ be larger than the mixing time (defined in remark (6) in Sec.(3.4)) and call $n(\mathbf{q}')$ the number of unstable axes $\delta(\mathbf{q}')$ forming the approximate attracting set $\bar{\Xi} \cap E(\mathbf{q}')$ inside $E(\mathbf{q}')$, denoted $\Delta(\mathbf{q}')$ in the previous section (see Sec.(3.7) Fig.3.7.1).

(i) The numerical density of recurrent microcells on the attracting set will be

$$\frac{N(\mathbf{q}')}{\Delta(\mathbf{q}')} = \frac{N(\mathbf{q}')}{n(\mathbf{q}')|\delta_u(\mathbf{q}')|}$$

because the $n(\mathbf{q}')$ unstable axes $\delta_u(\mathbf{q}')$ have (approximately) the same surface.

(ii) The expanding action of $S^{2\tau}$ (hence of its discretized $\bar{S}^{2\tau}$) will expand the unstable axes by a factor that will be written:

$$e^{\Lambda_{u,\tau}(\mathbf{q}')}$$

hence the density of microcells mapped from $E(\mathbf{q}')$ into $E(\mathbf{q})$, will decrease by the same factor.

(iii) Thus the number of microcells that are mapped from $E(\mathbf{q}')$ to $E(\mathbf{q})$ equals

$$\frac{N(\mathbf{q}')}{\Delta(\mathbf{q}')} e^{-\Lambda_{u,\tau}(\mathbf{q}')} \Delta(\mathbf{q})$$

provided $S^\tau E(\mathbf{q}') \cap E(\mathbf{q})$ has an interior point.

(iv) Consistency implies:

$$N(\mathbf{q}) = \sum_{\mathbf{q}'}^* \frac{N(\mathbf{q}')}{|\Delta(\mathbf{q}')|} \frac{1}{e^{\Lambda_{u,\tau}(\mathbf{q}')}} |\Delta(\mathbf{q})| \quad (3.8.1)$$

where the $*$ signifies that $S^t E(\mathbf{q}') \cap E(\mathbf{q})$ must have an interior point in common; in other words for each compatible $\mathbf{q} = (q_{-\tau}, \dots, q_\tau)$ the sum is over the compatible sequences $\mathbf{q}' = (q'_{-\tau}, \dots, q'_\tau)$.

Conclusion: the density $\varrho(q) \stackrel{def}{=} \frac{N(\mathbf{q})}{\Delta(\mathbf{q})}$ satisfies:

$$\varrho(\mathbf{q}) = \sum_{\mathbf{q}'}^* e^{-\Lambda_{u,\tau}(\mathbf{q}')} \varrho(\mathbf{q}') \stackrel{def}{=} (\mathcal{L}\varrho)(\mathbf{q}) \quad (3.8.2)$$

closely related to the similar equation for invariant densities of Markovian surjective maps of the unit interval, [50]. It has to be kept in mind that it has been supposed that the observables considered have values constant in each cell $E(\mathbf{q})$

Remark: For later reference it is important to remark that the expansion per time step at a point $x \in E(\mathbf{q})$ for the map S along the unstable manifold is given by the determinant of the matrix $\partial_u S(x)$, giving the action of the Jacobian matrix $\partial S(x)$ on the vectors of the unstable manifold at x (*i.e.* it is the restriction of the Jacobian matrix to the space of the unstable vectors), see Eq.(3.2.2). It has a logarithm:

$$\lambda^u(x) \stackrel{def}{=} \log |\det \partial_u S(x)| \quad (3.8.3)$$

And the logarithm $\Lambda_{u,\tau}(\mathbf{q})$ of the expansion at x for the map $S^{2\tau}$ as a map from $S^{-\tau}x$ to $S^{\tau+1}x$ ²¹ depends on the Jacobian matrix $\partial_u S^{2\tau}$ restricted to the expanding axes. It is:

$$\Lambda_{u,\tau}(\mathbf{q}) = \sum_{j=-\tau}^{\tau} \lambda_u(S^j x) \quad (3.8.4)$$

by composition of differentiations.

For 2τ larger than the symbolic mixing time, see (3.4), the matrix $(\mathcal{L}_{u,\tau})_{\mathbf{q},\mathbf{q}'}$ in Eq.(3.8.2) has all elements > 0 (because $S^m E(\mathbf{q}')$ intersects all $E(\mathbf{q})$ for $m \geq 2\tau$).

The general theory of equations like Eq.(3.8.2) immediately yields, from the ‘‘Perron-Frobenius theorem’’, [50][Problem 4.1.17]:

- (1) the equation has a simple eigenvalue $\lambda > 0$ with maximum modulus
- (2) to which corresponds a positive eigenvector $v(\mathbf{q}) > 0$. Hence v , normalized so that $\sum_{\mathbf{q}} v(\mathbf{q}) = 1$, uniquely determines $\varrho(\mathbf{q})$,

$$\varrho(\mathbf{q}) = v_{\mathbf{q}} = \mu_{SRB}(E(\mathbf{q})) = h_l(\mathbf{q}) e^{-\Lambda_{u,\tau}(\mathbf{q})} h_r(\mathbf{q}) \quad (3.8.5)$$

where h_l, h_r are functions of τ and of the symbols in \mathbf{q} .

Furthermore from the Eq.(3.8.2) and from [100] the further properties emerge, and will be discussed in Ch.4:

- (a) for τ large, h_l, h_r essentially depend only on the first few symbols in the string \mathbf{q} with labels close to $-\tau$ or close to τ , respectively, and are uniformly

²¹ Here we are identifying the expansion of the map S and that of the discretized version \bar{S} .

bounded *above and below* in τ .

(b) an exact expression for $v_{\mathbf{q}}$ and μ_{SRB} , see Eq.(3.8.6) below.

If more observables need to be considered it is always possible to refine the coarse graining and even take the limit of infinitely fine coarse graining, obtaining an exact expression for the SRB distribution acting on any continuous observable F :

$$\langle F \rangle_{SRB} = \lim_{\tau \rightarrow \infty} \frac{\sum_{\mathbf{q}_\tau}^* e^{-\Lambda_{u,\tau}(\mathbf{q}_\tau)} F(x_{\mathbf{q}_\tau})}{\sum_{\mathbf{q}_\tau} e^{-\Lambda_{u,\tau}(x_{\mathbf{q}_\tau})}} \quad (3.8.6)$$

where the sum^{*}, as above, is over the compatible $\mathbf{q}_\tau = (q_{-\tau}, \dots, q_\tau)$, and $x_{\mathbf{q}_\tau}$ is an *arbitrary* point in $\cap_{j=-\tau}^{\tau} S^{-j} E_{q_j}$.

The Eq.(3.8.6) has been proved to be *exact* for μ_{SRB} , for all smooth observables F , [83][75]: the limit can be shown to exist for all choices of F , independently of the particular Markovian partitions $\mathcal{E}_{2\tau}$ used for the coarse graining and of the choice of the center $x_{\mathbf{q}}$ in $E(\mathbf{q})$ (rather arbitrarily picked up), [50].

It should be noticed that the uniform boundedness of h_l, h_r imply (from Eq.(3.8.5)):

$$\frac{1}{\tau} \log \sum_{\mathbf{q}}^* e^{-\Lambda_{u,\tau}(\mathbf{q})} = O\left(\frac{1}{\tau}\right) \quad (3.8.7)$$

reflecting a further result, ‘‘Pesin’s formula’’, on the theory of SRB distributions, [101][p.697][50][Prop.6.3.4]. This completes the heuristic theory of SRB distributions.

The above viewpoint can be found in [4][98][59][99][102][p.684].

3.9 Other stationary distributions

So the SRB distribution arises naturally from assuming that dynamics can be discretized on an array of points (‘‘microcells’’) regularly covering selected unstable axes of elements of a Markovian partition and becomes a one cycle permutation of the recurrent microcells. This is so under the CH and *holds whether the dynamics is conservative (Hamiltonian) or dissipative*.

It is, however, well known that Anosov systems admit (uncountably) many invariant probability distributions, besides the SRB. This can be seen by remarking that the configurations space is identified with a space of compatible sequences, Sec.(3.4), on a Markovian partition, and from Statistical Mechanics (and probability theory of Markov processes) there are uncountably many different stochastic processes (known as Gibbs distributions) which can be assigned as probability distributions on the sequences compatible with a matrix with positive mixing time: examples will be discussed in the following Ch.4, see also [50][Sec.5].

Yet the analysis just presented apparently singles out SRB as the unique invariant distribution. This is due to our assumption that, in the discretization, non recurrent microcells (*i.e.* that are left behind by the dissipation) are

attracted in each cell to a few recurrent ones located on unstable axes, on which are also supposed located on a regular discrete lattice, and to generate a periodic orbit (single, by transitivity). This setting seems well adapted to study via computer simulations.

But other invariant distributions can be obtained by custom made discretizations of phase space, which will not cover the attracting manifolds in a regular way. For instance when defining the choice of the initial data with other distributions “not absolutely continuous with respect to the phase space volume”, which, studied in suitably designed simulations, lead to “anomalous” invariant distributions. Besides the choice of the array of microcells which is regular in each cell $E(\mathbf{q})$ covering a few unstable axes, other choices are possible, tweaking the simulation code to respect the alternative choices.

A ‘physical’ example occurs when the attracting surface \mathcal{A} is not the full phase space M : then there will be the SRB distribution μ generated by data in the neighborhood of \mathcal{A} with probability 1 with respect to the volume on M . However there will also be the distribution μ^- generated with probability 1 by data chosen *exactly* on \mathcal{A} with probability 1 with respect to the area on \mathcal{A} and evolved *backward* in time: such data are not chaotic in the sense of definition 4 in Sec. (2.6)²² and in general $\mu \neq \mu^-$ (remark that in general S_{-t} will not even have \mathcal{A} as an attracting set, even if CH holds) although both distributions are invariant as distributions on \mathcal{A} and attribute probability 1 to the surface \mathcal{A} itself, see also comments in Sec. (4.4).

The choice of a regular array of the microcells, heuristically leading to the SRB distributions, is only justified by the physical consequences and the success in the unification of equilibrium and non equilibrium theories; it rests on the ground-breaking work of Ruelle on axiom attractors and their physical interpretation, [85]. Just as the success of statistical mechanics is the ultimate justification of Boltzmann’s ergodic hypothesis. Given the infinitely many distinct stationary distributions on phase space the equilibrium ensembles and the SRB distributions are privileged because of their marvelous consequences, rather than by *a priori* reasons.

The physical representations of the SRB distribution just obtained, see [4][5], shows that there is no conceptual difference between stationary states in equilibrium and out of equilibrium. If motions are chaotic, in both cases they are permutations of microcells and the *SRB distribution is simply equidistribution over the recurrent microcells*, provided the microcells are *uniformly spread* in phase space. In equilibrium this gives the Gibbs microcanonical distribution and out of equilibrium it gives the SRB distribution (of which the Gibbs’ distribution is a very special case).

The heuristic argument analyzed above, Sec. (3.8), is an interpretation of the mathematical proofs behind the SRB distribution which can be found in [96][50]. Once Eq.(3.8.6) is given, the expectation values of the observables in the SRB distributions can be formally written as sums over suitably small

²² Because \mathcal{A} has zero measure in Ξ .

coarse cells and symmetry properties inherited from symmetries of the dynamics become transparent and can (and will) be used in the following to derive universal properties of the stationary states.²³

For instance systems, verifying CH, will be shown to obey a “fluctuation theorem” valid in reversible systems close, but not infinitesimally close, to equilibrium: the theorem implies universal identities which can be considered extensions of Onsager’s reciprocity relations, since they imply the latter whenever both applicable.

Reciprocity was “only” derived on irreversible systems infinitesimally close to equilibrium (relying on the basic time reversal symmetry of equilibrium systems). Therefore its extension to reversible dissipative systems, in the form of the fluctuation theorem, not only extends validity of reciprocity to systems with reversible dissipation (not a surprise) but, holding also at small but not infinitesimal reversible dissipation, it can be seen as an instance of a more general property, that was “only” known infinitesimally close to equilibrium.

It should not escape to the reader the connection between the selection of the initial data, the discrete realization of the dynamics on a regular finite array of microcells and the ensuing privileged nature of the SRB distribution: this certainly has philosophical implications, hinted above, in which we do not dare to be involved here.

3.10 Phase space cells count; entropy

The discrete representation, in terms of coarse grain cells and microcells, leads to the possibility of attempting a count of the number \mathcal{N} of the microcells on the attracting set and therefore to define a kind of entropy function: see [59]. The following analysis is heuristic, as the analysis of the SRB distribution in Sec.(3.8) above, and is reported also because it leads to point out a cancellation that I find as remarkable as unexpected.

Consider an Anosov system S on a smooth surface Ξ (phase space). Let μ_{SRB} be the SRB distribution describing the asymptotic behavior of almost all (in the sense of the area) initial data in Ξ . As discussed above the SRB distribution admits a rather simple representation which can be interpreted in terms of “*coarse graining*” of the phase space.

Let \mathcal{E} be a “Markov partition” of phase space $\mathcal{E} = (E_1, \dots, E_m)$ with sets E_j , see p. 56. Let τ be a time such that the size of the $E(\mathbf{q}) = \cap_{j=-\tau}^{\tau} S^{-j} E_{q_j}$ is so small that the physically interesting observables can be viewed as constant inside $E(\mathbf{q})$, so that $\mathcal{E}_\tau = \cap_{j=-\tau}^{\tau} S^{-j} \mathcal{E}$ can be considered a coarse grained partition of phase space, see Sec.(3.6).

Then the SRB probability $\mu(E(\mathbf{q}))$ of $E(\mathbf{q})$ is described in terms of the functions $\lambda^u(x) = \log |\det(\partial S)_u(x)|$, Eq.(3.8.3), and of the expansion rates

²³ In the case the (Ξ, S) is an Anosov system the argument can be applied also to (Ξ, S^{-1}) assuming (a further assumption) that the microcells are also regularly located on (few) stable axes of the partition \mathcal{E}_τ . If CH holds but (Ξ, S) has one (say) attracting surface $\mathcal{A} \neq \Xi$ the partition \mathcal{E} is a partition of \mathcal{A} , while (X, S^{-1}) has a different attracting surface $S^{-1}\mathcal{A}$.

$A_{u,\tau}(x)$ in Eq.(3.8.6). Here $(\partial S)_u(x)$ (resp. $(\partial S)_s(x)$) is the Jacobian of the evolution map S restricted to the unstable (stable) manifold through x and mapping it to the unstable (stable) manifold through Sx . Selecting a point $x_{\mathbf{q}} \in E(\mathbf{q})$ for each \mathbf{q} , the SRB distribution is given approximately by Eq.(3.8.6) if τ is large enough and, exactly, in the limit $\tau \rightarrow \infty$.

Adopting the discrete viewpoint on the structure of phase space, Sec. (3.7), regard motion as a cyclic permutation of recurrent microcells and ask on general grounds the question, [59]:

Can we count the number of recurrent microcells in which the asymptotic SRB state of the system can be realized microscopically?

This extends the question asked by Boltzmann for the equilibrium case in [44][#39], as

“In reality one can compute the ratio of the numbers of different initial states which determines their probability, which perhaps leads to an interesting method to calculate thermal equilibria”

and answered in [40][#42p.166], see Sec.(1.7) above and Sec.(6.12) below.

For N particles in an equilibrium state the (often) accepted answer is simple: the number is \mathcal{N}_0 , just equal to the number of microcells (a strict form of “ergodic hypothesis”). This means that we think that dynamics will generate a one cycle permutation of \mathcal{N}_0 microcells regularly arranged on phase space Ξ (which in this case is also the attracting set), each of which is therefore, representative of the equilibrium state. And the average values of macroscopic observables are obtained simply as:

$$\langle F \rangle = \mathcal{N}_0^{-1} \sum_{\mathbf{q} \in \mathcal{E}_\tau} F(x_{\mathbf{q}}) \sim \int_{\Xi} F(y) \mu_{SRB}(dy) \quad (3.10.1)$$

Let W denote the area in phase space of the region Ξ forming a $6N - 2$ dimensional Poincaré’s section of the $6N - 1$ dimensional energy surface M , where sum of kinetic energy K plus potential energy U has a value E while the positions of the particles are confined within a container of volume V .

Then, imagining phase space discretized into microcells of volume h^{3N-1} , according to Boltzmann, see for instance p.372 in [56], the quantity:

$$S_B \stackrel{def}{=} k_B \log \frac{W}{h^{3N-1}} \quad (3.10.2)$$

i.e. k_B times the logarithm of the total number of microcells is, under the hypothesis that each microcell cyclically visits all the others, proportional to the *physical entropy* of the equilibrium state with N particles and total energy E , see [40][#42], (up to an additive constant independent of the state of the system).

A simple extension to systems out of equilibrium is to imagine, as done in the previous sections, that a similar kind of “ergodicity” holds: namely that

the microcells that represent the stationary state form a subset of all the microcells, on which evolution acts as a one cycle permutation and that entropy is defined by $k_B \log \mathcal{N}$, with \mathcal{N} being the number of phase space microcells *on the attracting set*, which in general will be $\ll \mathcal{N}_0$, if \mathcal{N}_0 is the number of regularly spaced microcells fitting in the phase space region compatible with the constraints.

To proceed it is necessary to estimate the ratio between the fraction of W occupied by a coarse cell $E(\mathbf{q})$, namely $\frac{|E(\mathbf{q})|}{W}$, and the SRB probability $\mu_{SRB}(E(\mathbf{q}))$.

The ratio between the fraction of available phase space $\frac{|E(\mathbf{q})|}{W}$ and the SRB probability $\mu_{SRB}(E(\mathbf{q}))$ can be estimated heuristically by following the ideas of the previous section Sec.(3.8): it will provide an estimate of the number \mathcal{N} of microcells on the discrete realization of the attracting set, compared to their total number \mathcal{N}_0 , *i.e.* total number of microstates.

For this purpose remark that the elements $E(\mathbf{q}) = \cap_{j=-\tau}^{\tau} S^{-j} E_{q_j}$ generating the Markovian partition \mathcal{E}_τ can be symbolically represented as Fig.3.10.1 below.

The surfaces of the expanding axes of $S^{-\tau} E_{q_\tau}$ and of the stable axes of $S^\tau E_{q_{-\tau}}$, indicated with δ_u, δ_s in Fig.(3.10.1) are (approximately)

$$\delta_u = e^{-\sum_{j=1}^{\tau} \lambda_u(S^j x)} \delta_u(q_\tau), \quad \delta_s = e^{\sum_{j=1}^{\tau} \lambda_s(S^{-j} x)} \delta_s(q_{-\tau}) \quad (3.10.3)$$

where $\delta_s(q_{-\tau}), \delta_u(q_\tau)$ are the surfaces of the stable axis of $E_{q_{-\tau}}$, and of the unstable axis of E_{q_τ} , respectively.

From the figure it follows that:

$$\frac{|E(\mathbf{q})|}{W} = \frac{\delta_s(q_{-\tau}) \delta_u(q_\tau) \sin \varphi}{W} e^{-\sum_{j=0}^{\tau} (\lambda_u(S^j x) - \lambda_s(S^{-j} x))} \quad (3.10.4)$$

where φ is the angle at x between $W^s(x)$ and $W^u(x)$ while $\mu_{SRB}(\mathbf{q})$ is given by Eq.(3.8.5).

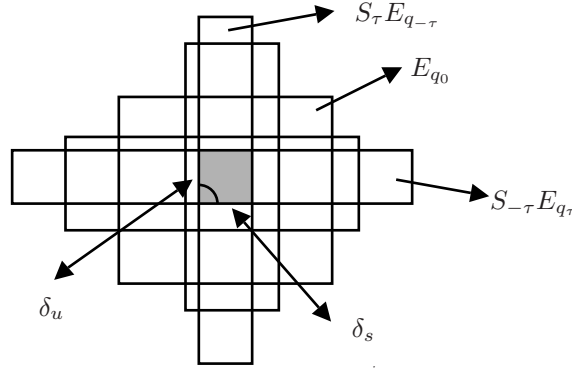


fig3.10.1

Fig.3.10.1: the shadowed region represents the intersection $\cap_{j=-\tau}^{\tau} S^{-j} E_{q_j}$; the angle φ between the stable axis of $S_\tau E_{q_{-\tau}}$ and the unstable axis of $S_{-\tau} E_{q_\tau}$ is marked in the dashed region (in general it is not 90°) around a corner of the rectangle $E(\mathbf{q})$.

A nontrivial property which emerges from the above formula is that $\delta_s(q_{-\tau})\delta_u(q_\tau)\sin\varphi$ is bounded, at fixed τ , above and below as soon as it is $\neq 0$,²⁴ *i.e.* if 2τ is not smaller than the symbolic mixing time. The identity $\sum_{\mathbf{q}} \frac{|E(\mathbf{q})|}{W} = 1$ implies again (see Eq.(3.8.7)) a kind of Pesin's formula:²⁵

$$\log \sum_{\mathbf{q}} e^{-\sum_{j=0}^{\tau} (\lambda_u(S^j x) - \lambda_s(S^{-j} x))} = O(1), \quad \forall \tau > 0 \quad (3.10.5)$$

Then $\frac{|E(\mathbf{q})|}{h^{3N-1}}$ is larger than the number of attracting set microcells located inside $E(\mathbf{q})$: *i.e.* $\frac{|E(\mathbf{q})|}{h^{3N-1}} \geq \mathcal{N} \mu_{SRB}(\mathbf{q})$ where h^{3N-1} is the size of the microcells: thus, Eq.(3.10.2), $\mathcal{N}_0 h^{3N-1} \equiv W$ implies $\mathcal{N} \leq \mathcal{N}_0 \frac{|E(\mathbf{q})|}{W \mu_{SRB}(\mathbf{q})}$.

Therefore $\mathcal{N} \leq \mathcal{N}_0 \times$ times the ratio of the *r.h.s.* of Eq.(3.10.4) to Eq.(3.8.5), *i.e.* of the first to the second quantities:

$$\begin{aligned} \frac{|E(\mathbf{q})|}{W} &= e^{-\sum_{j=0}^{\tau} (\lambda_u(S^j x) - \lambda_s(S^{-j} x)) + O(1)} \\ \mu_{SRB} &= e^{\sum_{j=-\tau}^{\tau} (-\lambda_u(S^{-j} x) - \lambda_u(S^j x)) + O(1)} \end{aligned} \quad (3.10.6)$$

(copied again omitting factors bounded uniformly above and below)²⁶.

Hence, *using the key cancellation of* $-\sum_{j<0} \lambda_u(S^j x)$, *in the exponents:*

$$\mathcal{N} \leq \mathcal{N}_0 \min_{\mathbf{q}} e^{\sum_{j=0}^{\tau} (\lambda_s(S^{-j} x(\mathbf{q})) + \lambda_u(S^{-j} x(\mathbf{q})))} \leq \mathcal{N}_0 e^{-\sigma_+ \tau + O(1)} \quad (3.10.7)$$

as, for x on the attracting set, the quantity $-\sum_{j=0}^{\tau} (\lambda_s(S^j x) + \lambda_u(S^j x))$ has average $-\tau\sigma_+$, to leading order in τ , with σ_+ = the average phase space contraction.

The picture must hold for all Markovian pavements \mathcal{E}_τ and for all τ 's fulfilling the condition that the coarse grain cells $E(\mathbf{q})$ contain a large number of microcells whose typical sizes in momentum and positions will be called δp and δq : *i.e.* $(\delta p \delta q)^{3N-1} = h^{3N-1}$ is the size of a microcell. Hence if $\delta p, \delta q$ are the typical sizes in momentum or, respectively, in position of an element of the partition \mathcal{E} , the sizes of the sides of \mathcal{E}_τ will be not smaller than $e^{-\lambda\tau} \delta p \gg \delta p, e^{-\lambda\tau} \delta q \gg \delta q$, with λ the maximal contraction of the stable and unstable manifolds under S or, respectively, S^{-1} .

The above condition will be fulfilled if $\tau \leq -\lambda^{-1} \log \gamma$ with $\gamma = \min(\frac{\delta p}{\delta_p}, \frac{\delta q}{\delta_q})$ and small γ (that could be called a condition on the microcells 'precision' or

²⁴ Simply because q_j have finitely many values and the angle $\varphi = \varphi(x)$ between stable and unstable manifolds at x is bounded away from $0, \pi$ because of the transversality and continuity of the planes $V^s(x), V^u(x)$ (in Anosov maps).

²⁵ Informally Pesin's formula is $\sum_{q_0, q_1, \dots, q_N} e^{-\sum_0^\tau \lambda_u(S^j x)} = O(1)$, see Eq.(3.8.6) and, formally, $s(\mu_{srb}) -$

$\mu_{srb}(\lambda_u) = 0$, where $s(\mu)$ is the Kolmogorov-Sinai entropy, see p.77, and $\mu(\lambda) \stackrel{def}{=} \int \lambda d\mu$. Furthermore $s(\mu) - \mu(\lambda_u)$ is maximal at $\mu = \mu_{srb}$: "Ruelle's variational principle". See p.65 and [50][Proposition 6.3.4].

²⁶ Note that the correction $O(1)$ in the first is due to factors $\delta_s(q_{-\tau})\delta_u(q_\tau)\cos\varphi$ common to the quoted equations also bounded, independently of \mathbf{q} , away from 0 and ∞ for τ larger than the mixing symbolic time, because of the remarked consequences of Pesin's formula Eq.(3.10.3). The $O(1)$ in the second line is due to the uniform bounds of the factors h_r, h_s .

'size'): and it will imply, by Eq.(3.10.7), the inequality on the number S_{mc} of recurrent microcells:

$$S_{mc} \stackrel{def}{=} k_B \log \mathcal{N} \leq k_B (\log \mathcal{N}_0 - \frac{\sigma_+}{\lambda} \log \gamma) \quad (3.10.8)$$

This inequality does not prove, without extra assumptions, that \mathcal{N} will depend nontrivially on $\gamma, \lambda, \sigma_+$ when $\sigma_+ > 0$. It gives, however, an indication²⁷ that \mathcal{N} might be *not independent* of the precision γ used in defining microcells and course grained cells; and the dependence might not be simply an additive constant because σ_+/λ is a dynamical quantity; changing γ to γ' (*i.e.* our representation of the microscopic motion) changes the value of S_{mc} proportionally to σ_+/λ which depends nontrivially on the stationary state.

This is in *sharp contrast with the equilibrium result*, because in it $\sigma_+ = 0$ so that a change in precision would change $\log \mathcal{N}_0$ by a constant independent of the equilibrium state (as in equilibrium the number of microcells changes by $3N \log \frac{h'}{h}$ if the size h^{3N} is changed to h'^{3N}).

Given a precision γ of the microcells, the quantity \mathcal{N} estimates how many "recurrent" microcells must be used, in a discretization of phase space, to obtain a *faithful* representation of the attracting set and of its statistical properties on scales $\delta_p, \delta_q \gg \delta p, \delta q$. Here by "faithful" on scale δ_p, δ_q it is meant that all observables which are, or can be regarded, constant on such scale will show the correct statistical properties, *i.e.* that coarse cells of size much larger than γ^{-1} will be visited with the correct SRB frequency.

3.11 $k_B \log \mathcal{N}$: Entropy or Lyapunov function?

From the previous sections some conclusions can be drawn, relying on the CH.

(1) Although S_{mc} (see Eq.(3.10.8)) estimates the recurrent cells count, it does not seem to deserve to be taken also as a definition of entropy for statistical states of systems out of equilibrium, not even for systems simple enough to admit a transitive Anosov map as a model for their evolution. The reason is that it might not change by a trivial additive constant if the size of the microcells is varied (except in the equilibrium case, because $\sigma_+ = 0$): at least the question requires further investigation. It also seems to be a notion distinct from the recently introduced "Boltzmann's entropy", [91][103].

(2) S_{mc} is also different from the Gibbs' entropy, to which it is equivalent only in equilibrium systems: in nonequilibrium (dissipative) systems the latter can only be defined as $-\infty$ and perpetually decreasing; because *in such systems is defined the rate at which (Gibbs') entropy is "generated", or "ceded to the thermostats" by the system*, to be σ_+ , *i.e.* to be minus the average phase space contraction, see [104][75].

²⁷ I would say a strong one.

(3) We also see, from the above analysis, that the SRB distribution appears to be the equal probability distribution among the \mathcal{N} microcells which are not transient.²⁸ Therefore $S_{mc} = k_B \log \mathcal{N}$ maximizes a natural functional of the probability distributions $(\pi_x)_{x \in \overline{\Xi}}$ defined on the discretized approximation of the attracting surface $\overline{\Xi}$; namely the functional defined by $S(\pi) = -k_B \sum_x \pi_x \log \pi_x$.

If a distribution $(\pi(t)_x)_{x \in \overline{\Xi}}$ represents a non stationary state such $S(\pi(t))$ does not seem interpretable (by the analysis in Sec.(3.10)) as a function, of an evolving state, defined up to an additive constant. It might nevertheless play the role of a *Lyapunov function*, which estimates how far a distribution is from the SRB distribution, and reaches its maximum S_{mc} on the SRB distribution.

(4) If we could take $\tau \rightarrow \infty$ the distribution μ which attributes a total weight to $E(\mathbf{q})$ equal to $N(\mathbf{q}) = \mathcal{N}_{\mu_{SRB}}(E(\mathbf{q}))$ would become the exact SRB distribution. However it seems conceptually more satisfactory to suppose that τ will be large but not infinite.

²⁸ In equilibrium all microcells are non transient under the strict ergodic hypothesis and the SRB distribution coincides with the Liouville distribution.

Fluctuations

4.1 SRB potentials

Intuition about the SRB distributions, hence about the statistics of chaotic evolutions, requires an understanding of their nature. The physical meaning discussed in Sec.(3.7) is not sufficient because the key notion of *SRB potentials* is still missing.

It is introduced in this section: it might appear, at first, formal and of little physical interest. However it achieves a very surprising result: namely it sets up the technical tools to study the SRB distribution by representing it rigorously as a short memory 1-*dimensional* Gibbs distribution, [5], *i.e.* essentially a Markov chain. Such distributions are correctly considered the simplest and best known probability distributions.

Given a smooth hyperbolic transitive evolution S on a smooth surface Ξ (*i.e.* an Anosov map) it is possible to identify (up to exceptions contained in a set of 0 area) the points of Ξ with the set $\tilde{\Xi}$ of infinite strings of symbols $\mathbf{q} = \{q_j\}_{j=-\infty}^{\infty}$ representing the labels of the elements of a Markovian partition $\mathcal{E} = (E_1, \dots, E_m)$ successively containing $S^j x$, hence compatible with the partition transition matrix M , *i.e.* $M_{q_j, q_{j+1}} = 1$. And to identify the action of S on $x \in \Xi$ with a translation \tilde{S} , one step to the left, of the string representing x , as in the definition of symbolic dynamics in Sec. (3.4).

The identification permits to describe unambiguously the stationary distributions that can be reached from initial data selected outside a 0-area set in Ξ : hence in particular the SRB distributions (as they are generated by “chaotic data”, see, (2.6), hence from data that can be coded unambiguously

into compatible strings via Markovian partitions). To simplify the notations the symbolic dynamical systems $(\tilde{\Xi}, \tilde{S})$ and (Ξ, S) will be often identified.

Let $\mathcal{E} = (E_1, \dots, E_m)$ be a Markovian partition: the time average of any smooth observable can be computed, see Eq.(3.8.6), as:

$$\langle F \rangle_{SRB} = \lim_{\tau \rightarrow \infty} \frac{\sum_{\mathbf{q}}^* e^{-\Lambda_{u,\tau}(x_{\mathbf{q}})} F(x_{\mathbf{q}})}{\sum_{\mathbf{q}} e^{-\Lambda_{u,\tau}(\mathbf{q})}} \quad (4.1.1)$$

which is an exact formula for μ_{SRB} : here the \sum^* is the sum over compatible $\mathbf{q} = (q_{-\tau}, \dots, q_{\tau})$, $x_{\mathbf{q}}$ is a point *arbitrarily* selected in $\cap_{j=-\tau}^{\tau} S^{-j} E_{q_j}$ and:

$$\Lambda_{u,\tau}(x) = \sum_{j=-\tau}^{\tau} \lambda_u(S^j x) \quad (4.1.2)$$

is defined in terms of the function $\lambda_u(x) \stackrel{def}{=} \log |\det \partial S(x)_u|$ which gives the expansion rate of the unstable manifold through x in one time step. The function $\Lambda_{u,\tau}(x)$ gives the expansion rate of the unstable manifold at $S^{-\tau} x$ when it is transformed into the unstable manifold at $S^{\tau} x$ by $S^{2\tau}$.

The notion of potential of the expansion rates of the Markovian partition $\mathcal{E} = (E_0, \dots, E_m)$ is introduced to express conveniently the rates $\lambda_u(x)$.

Defining the SRB potentials is very simple in the case in which the compatibility matrix M as *no zero entry*, i.e. all transitions are allowed. In this (unrealistic) case a point $x = \cap_{j=-\infty}^{\infty} E_{q_j}$ can be identified with its symbolic history \mathbf{q} 3.4 and each of its substrings $\mathbf{q}_k = (q_{-k}, \dots, q_k)$, $k = 0, 1, 2, \dots$, can be extended to an infinite compatible sequence as $\dots, 1, 1, q_{-k}, \dots, q_k, 1, 1, \dots$ obtained by extending \mathbf{q}_k to an infinite sequence by writing the symbol 1 (say) to the right and left of it.

If the compatibility matrix $M_{i,j}$ has zero entries it is always possible to complete compatible finite strings $\mathbf{q}_k = (q_{-k}, \dots, q_k)$ into infinite compatible strings by virtue of the finite mixing time n_0 of the matrix M (so that $M_{i,j}^{n_0} > 0$ for all i, j , see Sec.(3.4)), continuing \mathbf{q}_k to the right and left into $\bar{\mathbf{q}}_k$ following a standard rule, as in the example detailed in the footnote ¹.

Therefore to avoid irrelevant notational difficulties we proceed imagining that every finite string \mathbf{q}_k is, once and for all, *uniquely* continued into a *standard* infinite compatible string $\bar{\mathbf{q}}_k$. Then if x has history $\mathbf{q} = \{q_j\}_{j=-\infty}^{\infty}$ let:

$$\mathbf{q}_k \stackrel{def}{=} (q_{-k}, \dots, q_k), \quad \bar{\mathbf{q}}_k = (\dots, q_{-k}, \dots, q_k, \dots) \quad (4.1.3)$$

¹ If n_0 is the symbolic mixing time, see Sec.(3.4), for the compatibility matrix, for each of the m symbols q fix a string $\mathbf{a}(q)$ of length n_0 of symbols leading from q to a prefixed (once and for all) symbol \bar{q} and a string $\mathbf{b}(q)$ of length n_0 of symbols leading from \bar{q} to q ; This means fixing for each q two compatible strings $\mathbf{a}(q) = \{a_0 = q, a_1, \dots, a_{n_0-1}, a_{n_0} = \bar{q}\}$ and $\mathbf{b}(q) = \{b_0 = \bar{q}, b_1, \dots, b_{n_0-1}, b_{n_0} = q\}$ such that $\prod_{i=0}^{n_0-1} M_{a_i, a_{i+1}} = \prod_{i=0}^{n_0-1} M_{b_i, b_{i+1}} = 1$. Then continue the string $q_{-\tau}, \dots, q_{\tau}$ by attaching to it $\mathbf{a}(q_{\tau})$ to the right and $\mathbf{b}(q_{-\tau})$ to the left; and finally continue the so obtained string of length $2n_0 + 2\tau + 1$ to a compatible infinite string in a prefixed way, to the right starting and to the left ending with \bar{q} , choosing, arbitrarily but once and for all, two compatible sequences starting and ending with \bar{q} : the simplest is to repeat indefinitely a string of length n_0 beginning and ending with \bar{q} to the right and to the left.

and remark that it is (trivially) possible to write $\lambda_u(x)$ as a sum of “finite range potentials” on the history \mathbf{q} of x :

$$\lambda_u(x) = \sum_{k=0}^{\infty} \Phi(q_{-k}, \dots, q_k) = \sum_{k=0}^{\infty} \Phi(\mathbf{q}_k), \quad (4.1.4)$$

where the potentials $\Phi(\mathbf{q}_k)$ are defined “telescopically”:

$$\begin{aligned} \Phi(q_0) &= \lambda_u(x_{\bar{\mathbf{q}}_0}), & x_{\bar{\mathbf{q}}_0} &= x \\ \Phi(q_{-k}, \dots, q_k) &= \lambda_u(x_{\bar{\mathbf{q}}_k}) - \lambda_u(x_{\bar{\mathbf{q}}_{k-1}}), & k &\geq 1 \end{aligned} \quad (4.1.5)$$

Convergence of the series in Eq.(4.1.5) is implied by the remark that the two strings $\bar{\mathbf{q}}_k, \bar{\mathbf{q}}_{k-1}$ coincide at the positions labeled $-(k-1), \dots, (k-1)$: hyperbolicity then implies that the points with symbolic representations given by $\bar{\mathbf{q}}_k, \bar{\mathbf{q}}_{k-1}$ are close within $2Ce^{-\lambda(k-1)}$, see comment following Eq.(3.4.2).

Define also $\Phi(\eta_c, \dots, \eta_{c+d}) = \Phi(\boldsymbol{\eta})$, $d = 2k, k = 0, 1, \dots$, by setting $\Phi(\boldsymbol{\eta})$ equal to $\Phi(\boldsymbol{\eta}^{tr})$ with $\boldsymbol{\eta}^{tr}$ obtained from $\boldsymbol{\eta}$ by translating it to a string with labels centered at the origin $\boldsymbol{\eta}^{tr} = (\eta_{-k}^{tr}, \dots, \eta_k^{tr})$ with $\eta_j^{tr} = \eta_{c+j}$. For all other finite strings Φ will also be defined, but set $\equiv 0$.

In this way Φ will have been defined as a “translation invariant potential” for the expansion rates: it can be $\neq 0$ only for strings $\boldsymbol{\eta} = (\eta_c, \eta_{c+1}, \dots, \eta_{c+2k})$. From Eq.(4.1.2),(4.1.4),(4.1.5) the expansion rates $\lambda_u(x), A_{u,\tau}(x)$ can then be written simply as:

$$\lambda_u(x) \equiv \sum_{\boldsymbol{\eta} : \mathbf{q}, [0]} \Phi(\boldsymbol{\eta}) \quad \Rightarrow \quad A_{u,\tau}(x) = \sum_{\boldsymbol{\eta} : \mathbf{q}, [-\tau, \tau]} \Phi(\boldsymbol{\eta}) \quad (4.1.6)$$

where \mathbf{q} ist the history of x and $\sum_{\boldsymbol{\eta} : \mathbf{q}, [-\tau, \tau]}$ denotes sum over the finite substrings $\boldsymbol{\eta} = (q_c, \eta_{c+1}, \dots, q_{c+2k})$ of \mathbf{q} with labels centered in $c \in [-\tau, \tau]$ (*i.e.* at the points $c+k \in [-\tau, \tau]$).

By the smoothness of the map S and the Hölder continuity of $\lambda_u(x), \lambda_s(x)$, Eq.(3.2.3), there exists constants $B_0, B, \lambda > 0$ such that

$$|\Phi(\boldsymbol{\eta})| \leq B_0 e^{-\lambda k}, \quad \|\Phi\| = \sum_{k \geq 1} \max_{\boldsymbol{\eta}_k} |\Phi(\boldsymbol{\eta}_k)| \leq B \quad (4.1.7)$$

if k is the length of the string $\boldsymbol{\eta}$ and the max is over $\boldsymbol{\eta}_k = (\eta_{-k}, \dots, \eta_k)$.

Given a finite compatible string $\mathbf{q}_\tau = (q_{-\tau}, \dots, q_\tau)$ a point $x_{\mathbf{q}_\tau} \in \cap_{j=-\tau}^{\tau} S^{-j} E_{q_j}$ can be (arbitrarily) chosen, simply using the standard infinite compatible sequence $\bar{\mathbf{q}}_\tau$ extending \mathbf{q}_τ to an infinite sequence (via standard continuation defined above¹): the latter determine uniquely a point $x_{\mathbf{q}_\tau}$ that can be used to express SRB averages as, with the notation of Eq.(4.1.6)²:

² Remark that if $\mathbf{q}_\tau = (q_{-\tau}, \dots, q_\tau)$ is a finite compatible string then if $\bar{\mathbf{q}}_\tau$ is an infinite compatible string obtained by the mentioned “standard choices” to continue $\boldsymbol{\eta}$ to an infinite compatible string then $\bar{\mathbf{q}}_\tau$ is the history of a point $x_{\mathbf{q}_\tau} \in \cap_{t \in [-\tau, \tau]} S^{-t} E_{q_t}$. Note that the arbitrariness of $x_{\mathbf{q}_\tau}$ depends on the mentioned “standard choices” made to continue \mathbf{q}_τ to an infinite compatible string.

$$\langle F \rangle_{SRB} = \lim_{\tau \rightarrow \infty} \frac{\sum_{\mathbf{q}_\tau} e^{-\sum \boldsymbol{\eta} \cdot \mathbf{q}_\tau [-\tau, \tau] \Phi(\boldsymbol{\eta})} F(x_{\bar{\mathbf{q}}_\tau})}{\sum_{\mathbf{q}_\tau} e^{-\sum \boldsymbol{\eta} \cdot \mathbf{q}_\tau [-\tau, \tau] \Phi(\boldsymbol{\eta})}} \quad (4.1.8)$$

(and the result is independent on the noted arbitrariness of $x_{\bar{\mathbf{q}}_\tau}$).

4.2 Chaos and Markov processes

In the literature many works can be found which deal with nonequilibrium theory and are modeled by Markov processes, introduced either as fundamental models or as approximations of deterministic models.

This is sometimes criticized because of the *a priori* stochasticity assumption, which might sound as introducing *ex machina* the key property that should, instead, be derived.

The proposal of Ruelle on the theory of turbulence, see [76][77], but in fact already implicit in his earlier works, [85], has been the inspiration of the CH (Sec.(2.7)). The coarse graining theory, that follows from the CH, essentially explains why there is little difference between Markov chains evolutions and chaotic evolutions, and it is useful to establish a precise, general, connection between the two.

From the general expression for the SRB distribution in terms of its symbolic dynamics representation, see Sec.(3.4), it follows that *if $\Phi(\boldsymbol{\eta}) \equiv 0$ for strings of length $k > k_0$, i.e. if the potential Φ has finite range rather than an exponential decay to 0 as in Eq.(4.1.7), then the limit in Eq.(4.1.8) would exist (independently of the arbitrariness of the above choice of the string representing $x_{\bar{\mathbf{q}}_\tau}$). And it would be a finite memory, transitive³ Markov process, i.e. a probability distribution on the strings \mathbf{q} , invariant under translations \tilde{S} , defining a dynamical system $(\tilde{\mathcal{X}}, \tilde{S})$ equivalent to an ordinary Markov process.*

The long range of the potential does not really affect the picture: technically infinite range processes with potentials decaying exponentially fast are probability distributions in the larger class of stochastic processes known as 1-dimensional *Gibbs distributions*: they have essentially the same properties as Markov chains. In particular the limit in Eq.(4.1.8) does not depend on the arbitrariness of the (arbitrary) selection of the string $\bar{\mathbf{q}}_\tau$ (completing $\mathbf{q}_\tau = (q_{-\tau}, \dots, q_\tau)$ and determining $x_{\bar{\mathbf{q}}_\tau}$, [50]). Furthermore they are translation invariant and exponentially fast mixing, in the sense that if $S^n G(x) \stackrel{def}{=} G(S^n x)$ and F, G are smooth with maxima $\|F\|, \|G\|$:

$$|\langle F S^n G \rangle_{SRB} - \langle F \rangle_{SRB} \langle G \rangle_{SRB}| \leq \gamma \|F\| \|G\| e^{-\kappa|n|} \quad (4.2.1)$$

for all $n \in \mathbb{Z}$ and for suitable constants γ, κ which depend on the regularity of the functions F, G .⁴

³ Because of transitivity of the compatibility matrix.

⁴ The mixing property is just the mixing property of the SRB distribution seen as a process on the symbolic dynamics: if F is a smooth observable then in the symbolic representation \mathbf{q} of points $x_{\mathbf{q}}$ the function $F(x_{\mathbf{q}})$ can

The dimension 1 of the Gibbs process corresponding to the SRB process in (\mathcal{E}, S) is *remarkable* because it is only in dimension 1 that the theory of Gibbs distributions with exponentially decaying potential is *elementary and easy*. And, nevertheless, a general deterministic evolution, under the CH, has statistical properties identical to those of a Markov process if, as usual, the initial data are chosen close to an attracting set and outside a 0 area set in phase space (*i.e.* the initial data are chaotic in the sense defined in Sec.(2.6)).

Thus it is seen that the apparently different approaches to nonequilibrium based on Markovian models or on deterministic evolutions are in fact completely equivalent, at least in principle. For any deterministic model, under the CH, a Gibbs process with short range potential Φ (*i.e.* which decays exponentially) can be constructed equivalent to it, via an algorithm which, in principle, is constructive (because the Markov partitions can be constructed, in principle: as illustrated in 2-dimensional systems in appendix G, see also the simple examples in Sec.(3.5)).

The result might be at first sight surprising: however it should be stressed that the sequences of random numbers are precisely generated as symbolic histories of chaotic maps.⁵

Furthermore truncating the potential Φ to its values of range $< k_0$, with k_0 large enough, will approximate the Gibbs process with a finite memory Markov process.

The approximation can be pushed as far as wished in many senses, for instance in the sense of “distribution and entropy”, see [106],⁶ which implies that the process is a “Bernoulli’s process”: *i.e.* the symbolic histories \mathbf{q} could even be coded, outside a set of μ_{SRB} probability 0, into new sequences of symbols without any compatibility restriction and with independent probabilities, [107][108][109].

It is also remarkable that the expression for the SRB distribution is the same for systems in equilibrium or in stationary nonequilibrium: in the sense that it has the form of a Gibbs’ distribution of a 1 dimensional “spin” system (where the labels of the histories \mathbf{q} are the ‘spin values’).

4.3 Symmetries, time reversal and axiom C

In chaotic systems the symbolic dynamics inherits naturally symmetry properties (if any) enjoyed by the time evolution. An interesting property is, as an example in particle systems, the standard time reversal symmetry (velocity

be represented by potentials just as done for the $\lambda_u(x_{\mathbf{q}})$, $\lambda_s(x_{\mathbf{q}})$ in the previous section, and the smoothness of F will imply exponential decays of the potential representing it and the Eq.(4.2.1) is given by the well known mixing of Markov chains or Gibbs processes.

⁵ For a simple, handy and well known although not the “best”, example see [105][p.46].

⁶ This means that given $\varepsilon, n > 0$ there is k large enough so that the Gibbs’ distribution μ_{SRB} with potential Φ and the Markov process μ_k with potential $\Phi^{[\leq k]}$, truncation of Φ at range k , will be such that $\sum_{\mathbf{q}=(q_0, \dots, q_n)} |\mu_{SRB}(E(\mathbf{q})) - \mu_k(E(\mathbf{q}))| < \varepsilon$ and the Kolmogorov-Sinai’s entropy (*i.e.* $s(\mu) \stackrel{def}{=} \lim_{m \rightarrow \infty} -m^{-1} \sum_{\mathbf{q}=(q_0, \dots, q_m)} \mu(E(\mathbf{q})) \log \mu(E(\mathbf{q}))$) of μ_{SRB} and μ_k are close within ε .

reversal with positions unchanged): it is important because it is a symmetry of nature and present also in Gaussian thermostat models, *e.g.* in the models considered in Sec.(2.3), which is among the reasons why they attracted so much interest.

Time reversal (TRS) is, in general, defined as a smooth *isometric* map I of phase space which “anticommutes” with the evolution S , namely $IS = S^{-1}I$, and its iteration yields identity: $I^2 = \mathbf{1}$.

If \mathcal{E}_0 is a Markovian partition then also $I\mathcal{E}_0$ has the same property, because $IW^s(x) = W^u(Ix)$ and $IW^u(x) = W^s(Ix)$ so that the conditions in (3.4.1) hold. Since a time reversal anticommutes with evolution it will be called a “reverse” symmetry.

It is then possible to consider the new Markovian partition $\mathcal{E} = \mathcal{E}_0 \cap I\mathcal{E}_0$ whose elements have the form $E_{ij} \stackrel{def}{=} E_i \cap IE_j$. Then $IE_{ij} = E_{ji}$. In each set E_{ij} with $i \leq j$ let x_{ij} be a selected center for E_{ij} and choose as center for E_{ji} the point $x_{ji} = Ix_{ij}$.⁷ Define $I(i, j) = (j, i)$ and suppose also (not restrictive but useful to simplify the exposition) that the metric on Ξ is time reversal symmetric.

The partition \mathcal{E} will be called “time reversal symmetric”. Then the compatibility matrix will enjoy the property $M_{\alpha, \beta} = M_{I(\beta, \alpha)}$, for all pairs $\alpha = (i, j)$ and $\beta = (i', j')$; and the map I will act on the symbolic representation $\{q_k\}_{-\infty}^{\infty}$ of x transforming it into the representation $\{Iq_{-k}\}_{-\infty}^{\infty}$ of Ix and:

$$\lambda_u(Ix) = -\lambda_s(x), \quad \Lambda_{u, \tau}(Ix) = -\Lambda_{s, \tau}(x) \quad (4.3.1)$$

where $\Lambda_{c, \tau}(Ix) = \sum_{j=-\tau}^{\tau} \lambda_c(S^j Ix)$ for $c = u, s$; Eq.(4.3.1) rely on the assumed isometric property of I which implies $\lambda_u(Ix) = -\lambda_s(x)$. A symmetry of this type can also be called a “reverse symmetry”.

Likewise if P is a symmetry, *i.e.* is a smooth *isometric* map of phase space which squares to the identity $P^2 = \mathbf{1}$ and *commutes* with the evolution $PS = SP$, then if \mathcal{E}_0 is a Markovian pavement the $\mathcal{E}_0 \cap P\mathcal{E}_0$ is P -symmetric, *i.e.* $PE_{i, j} = E_{j, i}$. And, if $x_{i, j}$ is chosen so that $Px_{i, j} = x_{j, i}$, for all τ and $c = u, s$, as in the previous case:

$$\lambda_c(x) = \lambda_c(Px), \quad \Lambda_{c, \tau}(Px) = \Lambda_{c, \tau}(x) \quad (4.3.2)$$

A symmetry of this type can be called a “direct symmetry”.

If a system admits two *commuting* symmetries one direct, P , and one reversed, I , then PI is a reversed symmetry, *i.e.* a *new* time reversal.

This is interesting when a time evolution has the symmetry I on the full phase space but not on the attracting set \mathcal{A} and maps the latter into a disjoint set $I\mathcal{A} \neq \mathcal{A}$ (a “repelling set”). If the evolution admits also a direct symmetry P mapping the repelling set back onto the attracting one ($PI\mathcal{A} = \mathcal{A}$), then the map PI maps the attracting set into itself and is a time reversal symmetry for the motions *on the attracting set* \mathcal{A} .

⁷ Hence $x_{ii} = Ix_{ii}$ if $E_i \cap IE_i$ is a non empty rectangle. Such a fixed point exists because a rectangle is homeomorphic to a ball.

The natural question is: when can it be expected that I maps the attracting set into itself ?

If the system is in equilibrium the attracting set is, according to the CH, the full phase space (in absence of other symmetries or, see below, phase transitions). Furthermore often the velocity inversion is a time reversal symmetry, as in the models of Sec.(2.3).

At small perturbation of such models, switching-in action of nonconservative forces and thermostats, the system keeps the same time reversal symmetry and the full phase space as attracting surface (by the “structural stability of Anosov maps”).

The situation becomes very different when the forcing increases: the attracting surface \mathcal{A} can become strictly smaller than the full phase space and the velocity reversal I will map it into a disjoint repelling surface $I\mathcal{A}$, so that I is no longer a time reversal for the interesting motions, *i.e.* the ones that take place on an attracting set. Or more generally a perturbation, even if small, may break the reversal symmetry.⁸

Nevertheless it is possible to formulate a property for the evolution S , introduced in [110] and called *Axiom C*, which has the following features:

- (1) there is a smooth TRS (time reversal symmetry) I on the full phase space but the attracting set \mathcal{A} is not invariant and $I\mathcal{A} \neq \mathcal{A}$ is, therefore, a repelling set,
- (2) the attracting surface \mathcal{A} is mapped onto the repelling surface by a smooth isometric map P which commutes with I and S , and iterated yields the identity: $P^2 = \mathbf{1}$,
- (3) it is structurally stable: *i.e.* if the evolution S is perturbed into S' then, for small enough perturbations, the properties (1),(2) remain valid for S' .

For such systems the map PI will be a TRS for motions on the attracting surface \mathcal{A} . A precise definition of the Axiom C property and related comments are in Appendix H.

The interest of the Axiom C is that, expressing a structurally stable property, it might hold quite generally: thus ensuring that the original global TRS, often associated with the velocity reversal operation, is a symmetry that “cannot be destroyed”. Initially, when there is no forcing, it is a natural symmetry of the motions; increasing the forcing eventually the TRS is *spontaneously broken* because the attracting surface \mathcal{A} becomes no longer dense on phase space (*i.e.* $I\mathcal{A} \cap \mathcal{A} = \emptyset$, although the time reversal I remains a symmetry for the motion in the sense that on the full phase space $IS = S^{-1}I$).

However if the system satisfies Axiom C a new symmetry P is spawned (by virtue of the constraints posed by the geometric Axiom C) which maps the

⁸ If the time reversal symmetry is broken by a small perturbation, the structural stability will imply the existence of a coordinate transformation Φ of the perturbed Anosov system back into the unperturbed one: hence Φ will transform the unperturbed time reversal I into \tilde{I} . But it is illusory to think that \tilde{I} will just replace I . The transformation Φ of a perturbed Anosov map into the unperturbed one is, in general, not a smooth change of coordinates but just Hölder continuous. So that the image \tilde{I} of I in the new coordinates will not be smooth, *unless* \tilde{I} remains the same map of phase space, as in the models considered in Sec.(3.2).

attracting set onto the repelling set and commutes with I and S . Therefore the map $I^* = PI$ maps the attracting set into itself and is a time reversal for the evolution S restricted to the attracting set.

This scenario can repeat itself, as long as the system remains an Axiom C system: the attracting set can split into a pair of smaller attracting and repelling sets and so on until, increasing further and further the forcing, an attracting set may be reached on which either motion is no longer chaotic (*e.g.* it is a periodic motion), [111], or the Axiom C property no longer holds.

The above is to suggest that time reversal symmetry might be quite generally a symmetry of the motions on the attracting sets, as suggested by the axiom C structural stability. The axiom C will be discussed in more detail Appendix H.

Remark: The appearance of a non time reversal invariant attracting manifold in a time reversible system can be regarded as a *spontaneous symmetry breaking*: the existence of I^* , in the mentioned axiom C systems, means that in some sense time reversal symmetry of the system cannot be broken. If it does spontaneously break, then it is replaced by a lower symmetry (I^*) which “restores it”. The analogy with the symmetries T (broken) and TCP (valid) of Fundamental Physics would be remarkable and the implications on irreversibility arising in reversible systems are manifest.

4.4 Pairing symmetry

The analysis of Sec.(4.3) acquires greater interest when general relations can be established between phase space properties and attracting surface properties. For instance the entropy production is related to the full phase space area contraction, but in cases in which the attracting surface \mathcal{A} is not the full phase space the question arises: should the entropy production rate be the average volume contraction in the full phase space or the average contraction of the surface elements of \mathcal{A} ?

Therefore finding further symmetries promises to help in attacking questions like the one exemplified above. An example of possible further symmetry is the *pairing symmetry*, discovered in [112] and greatly extended in [113].

Let $2D$ be the number of the Lyapunov exponents, see definition preceding Eq. (2.8.7) excluding possibly an even number of vanishing ones, and order the first D exponents, $\lambda_0^+ \geq \lambda_1^+ \dots \geq \lambda_{D-1}^+$, in decreasing order, while the next D , $\lambda_0^- \leq \lambda_1^- \dots \leq \lambda_{D-1}^-$, are ordered in increasing order. Then *pairing symmetry* occurs if:

$$\frac{1}{2}(\lambda_j^+ + \lambda_j^-) = \text{const} \quad \text{for all } j = 0, \dots, D-1; \quad (4.4.1)$$

the constant will be called “*pairing level*” or “*pairing constant*”: and it must be, see Eq.(2.8.7), $-\frac{1}{2D}\sigma_+$, where $-\sigma_+$ is the average phase space contraction.

Systems for which Eq.(4.4.1) has been proved are subject to strong restrictions, excluding in particular the reversible nonequilibrium models of Sec.(2.2); but a substantial step has been a proof applicable to the latter general models: the extension holds also in a far *stronger* sense than in the first proof.

Namely the *local Lyapunov exponents*, i.e. the $2D$ non trivial eigenvalues⁹ of the matrix $\frac{1}{2t} \log(\partial S_t(x)^T \partial S_t(x))$ can be ordered as above and, averaged over time, yield the Lyapunov exponents in the limit $t \rightarrow \infty$: furthermore for each $t > 0$ are paired to a j -independent constant $\sigma_{t,pair}(x)$, dependent on the point x in phase space and on t ; and, as $t \rightarrow +\infty$, each pair has average $\bar{\sigma}_{t,pair} = -\frac{1}{2D}\sigma_+$. This property will be called the *strong pairing rule*, see appendix I.

Remarks: (1) It should be kept in mind that, while a pairing of the Lyapunov exponents is, when holding, independent of the metric used on phase space, the strong pairing rule can only hold, if at all, for special metrics.

(2) Among the examples are the evolutions in continuous time for the equations of the reversible model (1) in Sec.(2.3), Fig.2.3.1. In the latter systems, and more generally in systems in which there is an integral of motion, like in thermostatted systems with a isokinetic or isoenergetic Gaussian constraint (see Chapter 2), there will be a vanishing Lyapunov exponent besides the vanishing one associated with the flow direction: it will be associated with the variations of the integral of motion; as discussed in Appendix I, in the general theory of the pairing, the two vanishing exponents have to be excluded in checking Eq.(4.4.1).

The question raised at the beginning of the section is an example in which the pairing symmetry may help in cases with $\mathcal{A} \neq M$. Keeping in mind the Kaplan-Yorke proposal on the fractal dimensions of attracting sets, it is a natural assumption, to suppose that the surface \mathcal{A} has dimension d_{ky} defined as the first *integer* k such that $\sum_{j=1}^k \lambda_j < 0$, still imagining the exponents ordered as above. The so defined d_{ky} is, therefore, the first integer above the Kaplan-Yorke fractal dimension.¹⁰

Thus an empirical criterion, given the CH, emerges for deciding whether $\mathcal{A} = M$ (case, often called “ergodic”, in which the phase space contraction is interpreted as entropy production rate) or $\mathcal{A} \neq M$ (case in which, as mentioned above, a question arises about the interpretation): and a criterion could be: $\mathcal{A} \neq M$ if $d_{ky} < \dim M$. If pairing holds and the pairing level is small enough then $d_{ky} = \dim M$: this seems to be a condition for $\mathcal{A} = M$, however a smaller d_{ky} does not necessarily mean that $\mathcal{A} \neq M$.

⁹ The models in which the stronger pairing holds are defined in continuous time and the matrix $(\partial S_t)^* \partial S_t$ has two eigenvalues with time average 1 (i.e. two 0 Lyapunov exponents).

¹⁰ This does not preclude the possibility that the “attractor”, defined as a set on \mathcal{A} with SRB probability 1 and minimal ‘fractal dimension’, [74], be a fractal set: smoothness of an attracting surface has nothing to do with fractal dimensionality of invariant subsets, see [74][86][114]. The motion on this lower dimensional surface \mathcal{A} might still have an attractor with dimension *lower* than the dimension of the surface \mathcal{A} itself, as suggested by the Kaplan–Yorke formula, [115].

A condition for the identity $\mathcal{A} = M$, applying to time reversible systems verifying CH and independent on a pairing rule, is the applicability of the Fluctuation theorem (that will be discussed in the following sections).

A tempting alternative interpretation of the pairing rule, [116], could be that, observing the local exponents averaged over a time τ , the pairs with elements which eventually (as $\tau \rightarrow +\infty$) have *opposite signs* express the average (over time τ) area deformation *on the attracting manifold*. While the d_p pairs consisting of *two negative* average exponents describe contraction of phase space *transversely to the manifold* towards which motion is attracted.

However *strong criticism* can be raised towards the latter proposal: there is no a priori reason to think that, in presence of pairing and CH, Lyapunov exponents should split, as dictated by the size of the exponents, between exponents due to the evolution restricted to the attracting \mathcal{A} and exponents associated with the attraction by \mathcal{A} .

4.5 Large deviations

An interesting property of the SRB distribution for Anosov maps (Ξ, S) and flows (M, S_t) is that a large deviation law governs the fluctuations of finite time averages of observables.

Continuing to consider discrete time evolutions, the immediate consequence is that, if G is a smooth observable and if S is an evolution satisfying the CH (see Sec.(2.7)), the finite time averages:

$$\tilde{g} = \langle G \rangle_\tau = \frac{1}{\tau} \sum_{j=0}^{\tau-1} G(S^j x) \quad (4.5.1)$$

satisfy a *large deviations law*: *i.e.* fluctuations of $\tau \langle G \rangle_\tau$ off the average $\tau \langle G \rangle_\infty$ as large as τ itself, are controlled by a function $\zeta(\tilde{g})$ *convex and smooth* in an interval $(\tilde{g}_1, \tilde{g}_2)$, containing $\langle G \rangle_\infty$, where it is *maximal*, [117][118][119]. This means, see Appendix N for a few details on a derivation based on [120][Sec.3]:

Theorem: (Large deviations) *The probability that $\tilde{g} \in [a, b]$ satisfies*

$$P_\tau(\tilde{g} \in [a, b]) \simeq_{\tau \rightarrow \infty} e^{\tau \max_{\tilde{g} \in [a, b]} \zeta(\tilde{g})}, \quad \forall a, b \in (\tilde{g}_1, \tilde{g}_2) \quad (4.5.2)$$

where \simeq means that τ^{-1} times logarithm of the l.h.s. converges to $\max_{[a, b]} \zeta(\tilde{g})$ as $\tau \rightarrow \infty$, and the interval $(\tilde{g}_1, \tilde{g}_2)$ is non trivial if $\langle G^2 \rangle_\infty - \langle G \rangle_\infty^2 > 0$. [81][118].

Since $\zeta(\tilde{g})$ is quadratic at its maximum (*i.e.* at $\langle G \rangle_\infty$), then a central limit theorem holds for the fluctuations of $\sqrt{\tau} \langle G \rangle_\tau \equiv \frac{1}{\sqrt{\tau}} \sum_{j=0}^{\tau-1} G(S^j x)$; however Eq.(4.5.2) is a stronger property.

The Anosov systems (M, S_t) in continuous time follow the analogous large deviations laws simply replacing Eq.(4.5.1) by $\tilde{g} = \frac{1}{\tau} \int_0^\tau G(S_t x) dt$.

Remarks: (1) If the observable G has nonzero SRB-average $\langle G \rangle_\infty \neq 0$ it is convenient to consider, instead, the dimensionless observable $g = G/\langle G \rangle_\infty$.

(2) If (Ξ, S) is an Anosov system and is *reversible*, *i.e.* there is a smooth, isometric, map I of Ξ such that $IS = S^{-1}I$, then any *time reversal odd* observable G , with non zero average and nonzero dispersion $\langle G^2 \rangle_\infty - \langle G \rangle_\infty^2 > 0$, is such that the interval (g_1, g_2) of large deviations for $G/\langle G \rangle_\infty$ contains at least $[-1, 1]$.

(3) The Gaussian thermostats models of Sec.(2.2) are all reversible with I being the ordinary time reversal (*i.e.* $I = \text{sign change of velocity leaving positions unaltered}$), and the phase space contraction $\sigma(x)$ (defined as the divergence of the equation of motion, $\dot{x} = f(x)$, or $\sigma(x) = -\sum_0 \frac{\partial f_i(x)}{\partial x_i}$) is odd under time reversal, see Eq.(4.3.1). Therefore if $\sigma_+ = \langle \sigma \rangle_\infty > 0$ it follows that the observable:

$$p' = \frac{1}{\tau} \int_{j=0}^{\tau} \frac{\sigma(S_t x)}{\sigma_+} dt \quad (4.5.3)$$

has domain of large deviations of the form $(-\bar{g}, \bar{g})$, containing $[-1, 1]$.

(4) In the Gaussian thermostats models of Sec.(2.2) $\sigma(x)$ differs from the *entropy production* $\varepsilon(x) = \sum_{j>0} \frac{Q_j}{k_B T_j}$ by the time derivative of an observable, see Eq.(2.9.3): it follows that $\sigma_+ \equiv \langle \sigma \rangle_{SRB} = \langle \varepsilon \rangle_{SRB} \stackrel{def}{=} \varepsilon_+$ and the finite or infinite time averages of σ and of ε have, for large τ , the same distribution. Therefore the same large deviations function ζ for the fluctuations of p' in Eq.(4.5.3) controls the fluctuations of p :

$$p = \frac{1}{\tau} \int_{j=0}^{\tau} \frac{\varepsilon(S_t x)}{\varepsilon_+} dt \quad (4.5.4)$$

i.e. of the entropy production rate, which is more interesting from the Physics viewpoint.

In the following section an application will be derived providing information about the fluctuations of p' in reversible evolutions, hence in various models about the entropy production fluctuations.

4.6 Time reversal and fluctuation theorem

It has been shown, [86][121] (and interpreted in a mathematical form in [122][75]), that in a time reversible Anosov system (Ξ, S) the function $\zeta(p)$ giving the large deviation law for the dimensionless phase space contraction p' in SRB states and therefore for the dimensionless entropy production p , Eq.(4.5.4), has the *symmetry property*:

Theorem: (Fluctuation Theorem) *Given a time reversible Anosov map with $\sigma_+ > 0$, there is $\bar{p} > 1$ such that the large deviations function $\zeta(p)$, controlling the fluctuations of dimensionless entropy production p , Eq.(4.5.4), verifies:*

$$\zeta(-p) = \zeta(p) - p\sigma_+, \quad \text{for all } p \in (-\bar{p}, \bar{p}) \quad (4.6.1)$$

with $\zeta(p)$ convex and smooth.

The Eq.(4.6.1) expresses the *fluctuation theorem* of [86][75].¹¹ The interest of the theorem is that, as long as CH and TRS hold and the system is transitive (*i.e.* (Ξ, S) is an Anosov system), it is *universal, model independent* and yields a *parameter free* relation which deals with a quantity which, as mentioned, in the models in Sec.(2.2), has the physical meaning of entropy production rate because:

$$p\varepsilon_+ = \frac{1}{\tau} \sum_{j=0}^{\tau-1} \frac{Q_j}{k_B T_j}, \quad (4.6.2)$$

and therefore, in particle systems, has an independent macroscopic definition, see Sec.(2.8), it might be accessible to experiments (as it will be discussed in the following).

The expression for μ_{SRB} , defined via Eq.(4.1.8), can be used to study some statistical properties of p' (Eq.(4.5.3)), hence of p (Eq.(4.5.4)).

Given a Markovian partition $\mathcal{E} = (E_1, \dots, E_m)$ for the system (Ξ, S) , denote $\mathbf{q}_\tau = (q_{-\tau}, \dots, q_\tau)$ a compatible string of labels $q = 1, \dots, m$. The ratio of the probability of the interval $[p, p+dp]$ to that of $[-p-dp, -p]$, can be studied using the notations and the finite τ approximation $h_{\tau,l}(\mathbf{q})e^{-\Lambda_{u,\tau}(x_{\mathbf{q}})}h_{\tau,r}(\mathbf{q})$ of the SRB probability of the configurations $\mathbf{q} = (q_{-\tau}, \dots, q_\tau)$ derived in Eq.(3.8.5), and formally exact in the limit $\tau \rightarrow \infty$.

In evaluating the ratio, factors $h_{\tau,l}(\mathbf{q}), h_{\tau,r}(\mathbf{q})$ can be neglected because they are bounded above and below for all \mathbf{q}, τ as discussed in Sec.(3.8)¹². Therefore setting $a_\tau(x) \stackrel{def}{=} \frac{1}{2\tau+1} \sum_{j=-\tau}^{\tau} \frac{\sigma(S^j x)}{\sigma_+}$, the mentioned ratio is, up to a factor bounded by a constant independent of τ, \mathbf{q} :

$$\frac{\sum_{\mathbf{q}_\tau, a_\tau(x_{\mathbf{q}_\tau})=p} e^{-\Lambda_{u,\tau}(x_{\mathbf{q}_\tau})}}{\sum_{\mathbf{q}_\tau, a_\tau(x_{\mathbf{q}_\tau})=-p} e^{-\Lambda_{u,\tau}(x_{\mathbf{q}_\tau})}} \quad (4.6.3)$$

Eq.(4.6.3) is studied by establishing a one-to-one correspondence between addends in the numerator and in the denominator, aiming at showing that corresponding addends have a *constant ratio* which will, therefore, be the value of the ratio in Eq.(4.6.3) to leading order as $\tau \rightarrow \infty$.

This is made possible by TRS which is the (simple) extra information with respect to [118][82][85].

In fact the time reversal symmetry I allows us to suppose, without loss of generality, that the Markovian partition \mathcal{E} , hence $\mathcal{E}_\tau = \cap_{-\tau}^{\tau} S^j \mathcal{E}$, can be supposed time reversible, see Sec.(4.3): *i.e.* for each j there is a j' such that

¹¹ As discussed below, it requires a proof and therefore it should not be confused with several identities to which, later, the same name has been given, see [123] and Appendix O.

¹² Alternatively as Eq.(3.10.2) and Fig.3.10.1 show h_l, h_r can be bounded uniformly in terms of the sizes of the stable and unstable boundaries of the elements of the Markovian partition $\mathcal{E} = \{E_i\}_{i=1}^m$ and in terms of the angles φ , Eq.(3.10.4), between stable and unstable manifolds.

$IE_j = E_{j'}$. The time reversal symmetry $IS = S^{-1}I$ implies Eq.(4.3.1) which leads to the identity:

$$\Lambda_{u,\tau}(Ix) = -\Lambda_{s,\tau}(x) \quad (4.6.4)$$

The ratio Eq.(4.6.3) can therefore be rewritten as:

$$\frac{\sum_{\mathbf{q}, a_\tau(x_{\mathbf{q}})=p} e^{-\Lambda_{u,\tau}(x_{\mathbf{q}})}}{\sum_{\mathbf{q}, a_\tau(x_{\mathbf{q}})=-p} e^{-\Lambda_{u,\tau}(x_{\mathbf{q}})}} \equiv \frac{\sum_{\mathbf{q}, a_\tau(x_{\mathbf{q}})=p} e^{-\Lambda_{u,\tau}(x_{\mathbf{q}})}}{\sum_{\mathbf{q}, a_\tau(x_{\mathbf{q}})=p} e^{\Lambda_{s,\tau}(x_{\mathbf{q}})}} \quad (4.6.5)$$

Then the ratios between corresponding terms in Eq.(4.6.5) are equal to $e^{-\Lambda_{u,\tau}(x_{\mathbf{q}})-\Lambda_{s,\tau}(x_{\mathbf{q}})}$ which is almost $y = e^{-\sum_{j=-\tau}^{\tau} \sigma(S^{-j}x_{\mathbf{q}})} = e^{-(2\tau+1)a_\tau(x_{\mathbf{q}})\sigma_+}$. In fact, y is the reciprocal of the determinant of the Jacobian matrix of $S^{2\tau}$ as a map from $S^{-\tau}x$ to $S^{\tau+1}x$, *i.e.* the reciprocal of the total phase space volume variation, while $y' = e^{-\Lambda_{u,\tau}(x_{\mathbf{q}})-\Lambda_{s,\tau}(x_{\mathbf{q}})}$ is only the reciprocal of the product of the variations of two surface elements tangent to the stable and to the unstable manifold in $x_{\mathbf{q}}$, see Fig.3.10.1 and the related comments.¹³

But the Anosov property of the motion implies transversality of intersections at $x \in \mathcal{A}$ (*i.e.* a continuous angle $\pi > \varphi(x) > 0$), so that the ratio y/y' is bounded away from 0 and $+\infty$ by (\mathbf{q}, τ) -independent constants.

Therefore the ratio Eq.(4.6.1) is equal to $e^{(2\tau+1)p\sigma_+}$ up to a factor bounded above and below by a (τ, p) -independent constant, *i.e.* to leading order as $\tau \rightarrow \infty$, and the fluctuation theorem for stationary SRB states, Eq.(4.6.1), follows.

Remarks: (a) The peculiarity of the result is the linearity in p : we expect that $\zeta(p) - \zeta(-p) = c\langle\sigma\rangle(p + s_3p^3 + s_5p^5 + \dots)$ with $c > 0$ and $s_j \neq 0$, since there is no reason, *a priori*, to expect a “simple” (*i.e.* with linear odd part) multifractal distribution.¹⁴ Thus p -linearity (*i.e.* $s_j \equiv 0$) is a *key test of the theory*, *i.e.* of the CH, and a quite unexpected result from the latter viewpoint.

Recall, however, that the exponent $(2\tau+1)\sigma_+ p$ is correct up to terms of $O(1)$ in τ (*i.e.* deviations at small p , or small τ , must be expected).

(b) Eq.(4.6.1) requires time reversibility and the CH and both are strong assumptions: this explains why a few papers have appeared in the literature trying to get rid of CH or TRS.

(c) Experimental tests can possibly be designed to study that the entropy production $\sigma \stackrel{def}{=} \sum_j \frac{Q_j}{k_B T_j}$, defined in experimental situations by the actual measurements of the heat ceded to the thermostats at temperature T_j or, in simulations, by the phase space contraction σ . Their purpose being to check that σ satisfies what will be called the “*fluctuation relation*”:

¹³ Hence y and y' differ by factors related to the sizes of the boundaries of the elements of the Markovian partition considered (which are finitely many) and the sines of the angles between the manifolds at $S^{-\tau/2}x$ and at $S^{\tau/2}x$, see Eq.(3.10.2): the latter is > 0 and continuous, hence bounded away from 0 and π .

¹⁴ Actual computation of $\zeta(p)$ is a task possible in the $N = 1$ case considered in [124], but it is essentially beyond our capabilities in slightly more general systems.

$$\frac{\text{Prob}(p \in \Delta)}{\text{Prob}(-p \in \Delta)} = e^{p\sigma_+\tau + O(1)} \quad (4.6.6)$$

where σ_+ is the infinite time average of σ and Δ is an interval small compared to p . A positive result could be interpreted as a confirmation of the CH, *provided* reversibility was carefully tested.

(d) It should be stressed that under the CH the attracting sets \mathcal{A} are such that (\mathcal{A}, S) are Anosov systems, but the time reversal symmetry of the motions on the attracting sets is very subtle. As discussed in Sec.(4.4) the fundamental symmetry of time reversal does not hold on the attracting sets \mathcal{A} when the \mathcal{A} 's have dimensionality lower than that of the phase space, *e.g.* at strong forcing. Therefore in applying the fluctuation theorem, or the fluctuation relation, particular care has to be reserved to understanding whether a mechanism of respawning, on \mathcal{A} , of a time reversal symmetry works: as discussed in Sec.(4.3) this is essentially asking whether the system enjoys the property called there Axiom C. In absence of TRS the FT does not apply unless other properties are used. Among the several tests of the fluctuation relation now available in the literature this is, *unfortunately often*, not considered, so that very few actually test the fluctuation theorem.

(f) The “fluctuation” and the “conditional reversibility” theorems of the next section can be formulated for Anosov maps and Anosov flows. The discrete case is simpler to study than the corresponding Anosov flows because Anosov maps do not have a trivial Lyapunov exponent (the vanishing one, associated with the phase space flow direction); the technique to extend the analysis to Anosov flows, is developed in [83][82][85]. The conditional reversibility theorem will be presented, in the next section, only in the version for flows: the explicit and natural formulation for maps will be skipped (to avoid repetitions).

4.7 Fluctuation patterns

The fluctuation theorem, Eq.(4.6.1) has several extensions including a remarkable, parameter free relation that concerns the relative probability of *patterns* of evolution of an observable and of their reversed patterns, [125][82][5][126], related to the Onsager-Machlup fluctuations theory, discussed in various forms and variations in the literature.

It is natural to inquire whether there are other physical interpretations of the theorem (and of the meaning of the CH) when the external forcing is really different from the value 0.¹⁵ A result in this direction is the *conditional reversibility theorem*, assuming the CH, TRS and $\sigma_+ > 0$, discussed below.

Consider observables F which, for simplicity, have a well-defined time reversal parity: $F(Ix) = \varepsilon_F F(x)$, with $\varepsilon_F = \pm 1$. Also for simplicity, suppose that their time average (*i.e.* their SRB average) vanishes, $F_+ = 0$. Let $t \rightarrow \varphi(t)$

¹⁵ *I.e.* not infinitesimally close to 0 as in the classical theory of nonequilibrium thermodynamics, [127].

be a smooth function, called “*pattern*”, vanishing for $t < 0$ and for t large; define also $I\varphi$ as the “time reversed” pattern $I_\tau\varphi(t) \stackrel{\text{def}}{=} \varepsilon_F\varphi(\tau - t)$.

Look at the probability, $P_{\tau,p,\varphi;\eta,\eta'}$, relative to the SRB distribution (*i.e.* in the “natural stationary state”), that

$$\begin{aligned} |F(S_t x) - \varphi(t)| &< \eta', & t \in (0, \tau) \\ \left| p - \frac{1}{\tau} \int_0^\tau \frac{\sigma(S_t x)}{\sigma_+} dt \right| &< \eta \end{aligned} \quad (4.7.1)$$

which will be called the probability that, within tolerance η' , F follows the fluctuation pattern $\varphi(t)$, $t \in (0, \tau)$, while there is an average entropy production p within η . Then the following statement, discussed in [125][98][75], can be derived essentially in the same way as the above fluctuation theorem and is informally stated as:

(Patterns reversibility) *Assume the evolution to be a time reversible Anosov flow on the manifold M with average contraction rate $\sigma_+ > 0$. Let F and G be observables (time reversal odd for definiteness), let f, g be patterns for F, G respectively and let $I f, I g$ be the time reversed patterns; then:*

$$\frac{P_{\tau,p,f,\eta,\eta'}}{P_{\tau,-p,I f,\eta,\eta'}} = \frac{P_{\tau,p,g,\eta,\eta'}}{P_{\tau,-p,I g,\eta,\eta'}} \quad (4.7.2)$$

approximately for large τ and exactly as $\tau \rightarrow \infty$.¹⁶

No assumption on the fluctuation size (*i.e.* on the size of φ , see however remark (e) at the end of Sec.(4.6), nor on the size of the forces keeping the system out of equilibrium, is made. It should however be kept in mind that the statement supposes that the system has the Anosov property on the phase space M . It does not apply when the attracting surface $\mathcal{A} \neq M$. Or it applies if \mathcal{A} is considered the phase space: but in this case the phase space contraction has to be $\sigma_{\mathcal{A}}$ measured on \mathcal{A} .¹⁷

A more mathematical form of the above result, [125], [75][sec.3.10]:

Theorem: (Fluctuation Patterns) *Under the assumptions of the preceding statement, let $\zeta(p, \varphi)$ be the large deviation function for observing in the time interval $[0, \tau]$ an average contraction of phase space $\frac{1}{\tau} \int_0^\tau \sigma(S_t x) dt = p\sigma_+ > 0$ and at the same time $F(S_t x)$ to follow a fluctuation $\varphi(t)$. Then there is $\bar{p} > 1$*

$$\zeta(-p, \varepsilon_F I\varphi) - \zeta(p, \varphi) = -p\sigma_+, \quad p \in (-\bar{p}, \bar{p}) \quad (4.7.3)$$

for all φ , with ζ the joint large deviation rate for p and φ (see below).

Here the rate ζ is defined as the rate that controls the μ_{SRB} probability that the *dimensionless average entropy creation rate* p is in an interval $\Delta = (a, b)$ and, at the same time, $|f(S_t x) - \varphi(t)| < \eta$. Hence ζ is defined by:

¹⁶ Colorfully: *A waterfall will go up, as likely as we see it going down, in a world in which for some reason, or by the deed of a Daemon, the entropy production rate has changed sign during a long enough time* [126][p.476].

¹⁷ Therefore to study $\sigma_{\mathcal{A}}$ it will be necessary, in general, to have access to the parametric equations of \mathcal{A} .

$$\sup_{p \in \Delta, |\varphi - \psi| < \eta} e^{-\tau \zeta(p, \psi)} \quad (4.7.4)$$

to leading order as $\tau \rightarrow \infty$ (*i.e.* the logarithm of the mentioned probability divided by τ converges as $\tau \rightarrow \infty$ to $\sup_{p \in \Delta, |\varphi - \psi| < \eta} \zeta(p, \varphi)$).

Remarks: (1) The result can also be formulated if F is replaced by m observables $\mathbf{F} = (F_1, \dots, F_m)$, each of well defined parity under time reversal, and the pattern φ is correspondingly replaced by m patterns $\varphi = (\varphi_1, \dots, \varphi_m)$. The *r.h.s.* of the relation analogous to Eq.(4.7.3) remains unchanged; hence this extension provides in principle arbitrarily many, parameter free, fluctuation relations. Only few of them can be observed because the difficulty of observing m patterns, each obviously so rare, becomes more and more hard with increasing m .

(2) In other words, in these systems, while it is very difficult to see an “anomalous” average entropy creation rate during a time τ (*e.g.* $p = -1$), it is also true that “*such anomaly is the hardest thing to see*”, see also [75]. Once we see it *all the observables will behave strangely* and the relative probabilities of time reversed patterns will become as likely as those of the corresponding direct patterns under “normal” (*e.g.* $p = 1$) average entropy creation regime, [75].

(3) It can also be said that the motion in a time reversal symmetric Anosov system is reversible, even in the presence of dissipation, once the dissipation is fixed. Interesting variations of this property keep being discovered, see for instance [128].

(4) No assumption on the fluctuation size (*i.e.* on the size of φ), nor on the size of the forces keeping the system out of equilibrium, is made, besides the Anosov property and $\sigma_+ > 0$; the results hold no matter how small σ_+ is. They make sense even if $\sigma_+ = 0$ but, while the fluctuation theorem becomes trivial (provided the $\bar{p} > 1$ is replaced by ‘near $p = 0$ ’), the fluctuation patterns theorem remains valid in the form in Eq.(4.7.2); and can be written as (corresponding to $g = 0$):

$$\frac{P_{\tau, 0, f, \eta, \eta'}}{P_{\tau, 0, I f, \eta, \eta'}} = 1 \quad (4.7.5)$$

which says that if $\sigma_+ = 0$ any pattern f of fluctuation has the same probability of its time reversed pattern. This seems to be a special case of the results in Onsager-Machlup theory, [129][130], (at equilibrium, as $\sigma_+ = 0$).

(5) The comment (e) in the previous section, about the general case of attracting surfaces with dimension lower than that of phase space, has to be kept in mind as it might set serious limits to experimental checks (not, of course, checks of the theorems but of the physical assumption in the CH and TRS which implies the theorems).

There are other remarkable extensions of the fluctuation relation in presence of other symmetries: see [131].

4.8 Onsager's reciprocity, Green-Kubo formula

Under the CH the fluctuation theorem degenerates in the limit in which σ_+ tends to zero, *i.e.* when the external forces and dissipation disappear (and the stationary state becomes the equilibrium state).

Since the theorem deals with systems that are time reversible *at and outside* equilibrium, Onsager's hypotheses are certainly satisfied and the system should obey reciprocal response relations at vanishing forcing. It led to the idea¹⁸ that there might be a connection between the fluctuation theorem and Onsager's reciprocity and also to the related (stronger) Green-Kubo formula.

A check will be presented below, switching to continuous time, to simplify the analysis and only referring to the finite models of Sec.(2.2,2.3), although extensions to other systems would be possible. Time reversibility with I velocity sign change and unaltered positions holds for such models and CH is assumed, at equilibrium and at small forcing (not necessarily infinitesimal). The structural stability of Anosov systems then implies that the attracting surface remains the full phase space (as in equilibrium: the systems are transitive, *i.e.* admit dense orbits).

Consider a transitive system $(M, S_t^{\mathbf{E}})$ satisfying the CH (*i.e.* an Anosov flow) parameterized by the *thermodynamic forces* $\mathbf{E} = \{E_k\}_{k=1}^n$ that generate it (*i.e.* parameters that measure the strength of the forcing): as in examples in Sec.(2.3).

Let $\sigma_{\mathbf{E}}(x)$ be the divergence of the equations of motion and define the *microscopic thermodynamic flux* $\mathbf{j}(x)$, associated with the *thermodynamic forces* \mathbf{E} that generate it via the relation:

$$j_h(x) = \frac{\partial \sigma_{\mathbf{E}}(x)}{\partial E_h} \quad (4.8.1)$$

not necessarily at $\mathbf{E} = 0$; hence $j_h(x)$ depends on \mathbf{E} .

Suppose (as in the Sec.(2.3) examples) time reversibility and:

$$\sigma_{\mathbf{E}}(x) = \sum_h j(x)_h E_h = \sum_h J_h^0(x) E_h + O(|\mathbf{E}|^2) \quad (4.8.2)$$

with $J^0(x)$ independent on \mathbf{E} .

Then in [132] is shown that the limit as $\mathbf{E} \rightarrow 0$ of the fluctuation theorem function $\zeta(p)$ (in the continuous time case) becomes simply a property of the average *fluxes*, with respect to the SRB distribution $\mu_{\mathbf{E}}(dx)$, $\langle j_h \rangle \stackrel{def}{=} \int j_h(x) \mu_{\mathbf{E}}(dx)$. Namely:

Theorem: (Reciprocity and fluctuation theorem) *Let $(M, S_t^{\mathbf{E}})$ be Anosov flows with \mathbf{E} -independent TRS I , and let $\mu_{\mathbf{E}}$ be the SRB distribution; let $\sigma(x)$ be the divergence of the flow as in Eq.(4.8.2). Then, if $\int \sigma_{\mathbf{E}}(x) \mu_{\mathbf{E}}(dx) \neq 0$ for $\mathbf{E} \neq 0$, it is:*

¹⁸ Suggested by P. Garrido from the data in the simulation in [116].

$$L_{hk} \stackrel{\text{def}}{=} \frac{\partial \langle j_h \rangle_{\mu_{\mathbf{E}}}}{\partial E_k} \Big|_{\mathbf{E}=\mathbf{0}} = \frac{1}{2} \int_{-\infty}^{\infty} dt \left(\int j_h(S_t x) j_k(x) \mu_{\mathbf{E}}(dx) \right) \Big|_{\mathbf{E}=\mathbf{0}} = L_{kh} \quad (4.8.3)$$

for \mathbf{E} small enough (not necessarily infinitesimal) as a consequence of the fluctuation theorem.

This is the Green-Kubo's formula and for $h \neq k$ it yields Onsager's reciprocal relations. Therefore, in time reversible system introduced in Sec.(2.2), the fluctuation theorem can be regarded as *an extension to nonzero forcing* of Onsager's reciprocity and of the Green-Kubo formula.

It is not difficult to see, heuristically, how the fluctuation theorem, in the limit in which the driving forces tend to 0, yields Eq.(4.8.3). For $\mathbf{E} \neq 0$ the large deviations function $\zeta(p)$ is smooth in p and near $p = 1$ (where it reaches its maximum) its Laplace transform will be, if the SRB average of $\sigma_{\mathbf{E}}(x)$, denoted $\langle \sigma_{\mathbf{E}} \rangle$, at $\mathbf{E} \neq \mathbf{0}$ is $\neq 0$:

$$\lambda(\beta) \stackrel{\text{def}}{=} \lim_{\tau \rightarrow \infty} \frac{1}{\tau} \log \int e^{-\beta \tau (p(x) - 1) \langle \sigma_{\mathbf{E}} \rangle} \mu_{\mathbf{E}}(dx) \quad (4.8.4)$$

The transform is smooth in β and can be expanded as $\lambda(\beta) = \frac{1}{2!} C_2 \langle \sigma_{\mathbf{E}} \rangle^2 \beta^2 + \frac{1}{3!} C_3 \langle \sigma_{\mathbf{E}} \rangle^3 \beta^3 + \dots$ ($C_1 = 0$ because the average of $(p-1)$ is zero). The coefficients C_j are the cumulants of the variables $\sigma_{\mathbf{E}}(x) - \langle \sigma_{\mathbf{E}} \rangle$ which, by Eq.(4.8.2), can be expressed via $j_h(x)$ up to $O(|\mathbf{E}|^3)$:

$$C_2 = \int_{-\infty}^{\infty} dt \left(\int (\sigma_{\mathbf{E}}(S_t x) \sigma_{\mathbf{E}}(x) - \langle \sigma_{\mathbf{E}} \rangle^2) \mu_{\mathbf{E}}(dx) \right) + O(|\mathbf{E}|^3) \quad (4.8.5)$$

The $\zeta(p)$ is recovered via a Legendre transform $\zeta(p) = \max_{\beta} \left(-\beta \langle \sigma_{\mathbf{E}} \rangle (p-1) + \lambda(\beta) \right)$. Hence: $\zeta(p) = -\frac{\langle \sigma_{\mathbf{E}} \rangle^2}{2C_2} (p-1)^2 + O(|\mathbf{E}|^3 (p-1)^3)$ which, together with the fluctuation theorem $\zeta(p) - \zeta(-p) = p \langle \sigma_{\mathbf{E}} \rangle$ and Eq.(4.8.4), yields at fixed p , the key relation:

$$\langle \sigma_{\mathbf{E}} \rangle = \frac{1}{2} C_2 + O(|\mathbf{E}|^3) \quad (4.8.6)$$

To derive Green-Kubo formulae, *i.e.* Eq.(4.8.3) with $h = k$, look first at the r.h.s. of the expression for $\zeta(p)$; discarding $O(|\mathbf{E}|^3)$, it becomes:

$$C_2 = \sum_{i,j} E_i E_j \int_{-\infty}^{\infty} dt \int \left(J_i^0(S_t x) J_j^0(x) - \langle J_i^0 \rangle \langle J_j^0 \rangle \right) \mu_{\mathbf{E}}(dx) \quad (4.8.7)$$

On the other hand the expansion of $\langle \sigma_{\mathbf{E}} \rangle$ in the l.h.s. of Eq.(4.8.6) to second order in \mathbf{E} gives:

$$\langle \sigma_{\mathbf{E}} \rangle = \frac{1}{2} \sum_{ij} \left(\partial_{E_i} \partial_{E_j} \langle \sigma_{\mathbf{E}} \rangle \right) E_i E_j + O(|\mathbf{E}|^3) \quad (4.8.8)$$

because the first order term vanishes (by Eq. (4.8.6)).

The r.h.s. of (4.8.8) is the sum of $\frac{1}{2}E_i E_j$ times $\partial_{E_i} \partial_{E_j} \int \sigma(x) \mu_{\mathbf{E}}(dx)$ which equals the sum of the following three terms which have to be multiplied by $E_i E_j$ and summed over i, j : namely

$$\begin{aligned} & \int (\partial_{E_i} \partial_{E_j} \sigma_{\mathbf{E}}(x)) \mu_{\mathbf{E}}(dx), \\ & \int (\partial_{E_i} \sigma_{\mathbf{E}}(x)) \partial_{E_j} \mu_{\mathbf{E}}(dx) + (i \leftrightarrow j), \\ & \int \sigma_{\mathbf{E}}(x) \partial_{E_i} \partial_{E_j} \mu_{\mathbf{E}}(dx), \\ & \text{all evaluated at } \mathbf{E} = 0. \end{aligned}$$

The first addend is 0 (by time reversal), the third addend is also 0 (as $\sigma_{\mathbf{E}} = 0$ at $\mathbf{E} = 0$). The second term needs to be evaluated to lowest order (*i.e.* $O(1)$) and is the sum of

$$\left(\int j_i(x) \partial_{E_j} d\mu_{\mathbf{E}}(dx) \right) |_{\mathbf{E}=\mathbf{0}} \equiv \partial_{E_j} \int J_i^0(x) d\mu_{\mathbf{E}}(dx) |_{\mathbf{E}=\mathbf{0}} = L_{ij} \quad (4.8.9)$$

plus L_{ji} . Hence:

$$\partial_{E_i} \partial_{E_j} \langle \sigma \rangle |_{\mathbf{E}=\mathbf{0}} = \left(\partial_{E_j} \langle J_i^0 \rangle_+ + \partial_{E_i} \langle J_j^0 \rangle_+ \right) |_{\mathbf{E}=\mathbf{0}} = (L_{ji} + L_{ij}) \quad (4.8.10)$$

Thus equating r.h.s and l.h.s. of Eq. (4.8.6), as expressed respectively via Eq.(4.8.7) and (4.8.10), the matrix $\frac{L_{ij}+L_{ji}}{2}$ is obtained: at least if $i = j$ this is Green-Kubo's formula, also sometimes called a "fluctuation dissipation theorem".

This essentially suffices to obtain Onsager's reciprocity *i.e.* $L_{ij} = L_{ji}$ and the identity of L_{ij} with the double integral in Eq.(4.8.7): the main remark is that the fluctuation theorem can be extended to give properties of the *joint* distribution of the average over $t \in [-\tau, \tau]$ of $\sigma_{\mathbf{E}}(S_t x)$ and of the corresponding average of $E_j \partial_{E_j} \sigma_{\mathbf{E}}(S_t x)$. See appendix M for details which show that the fluctuation patterns theorem, Sec.(4.7), provides the extra information needed to obtain the full reciprocity.

The above analysis is unsatisfactory because it interchanges, quite freely, limits and derivatives, and derivatives are even taken of $\mu_{\mathbf{E}}$: which seems to require some imagination, if $\mathbf{E} \neq 0$, as $\mu_{\mathbf{E}}$ is concentrated on a set of zero area in phase space M . See [133] for a rigorous analysis.

Certainly assuming reversibility in a system out of equilibrium can be disturbing: one can, thus, inquire if there is a more general connection between the CH, Onsager reciprocity and the Green-Kubo formula.

This is indeed the case: the last quoted result is based on the more general results, [134], about expressions for derivatives of averages of classes of observables, with respect to parameters of the equations, as integrals over time. It also provides us with a further consequence of the CH: it can be shown, [133], that the relations Eq.(4.8.3) follow from the sole assumption that at $\mathbf{E} = 0$ the system is time reversible and that it satisfies the CH for \mathbf{E} near 0: at $\mathbf{E} \neq 0$ it needs not be reversible, see Sec.(3.9).

4.9 Local fluctuations: an example

There are cases in which the phase space contraction is an “extensive quantity”, because thermostats do not act only across the boundaries but they act also in the midst of the system.

For instance this is the case in the electric conduction models, see Sec.(2.3), in which dissipation occurs through collisions with the phonons of the underlying lattice. Then heat is generated in the bulk of the system and, if a large part of the system is considered, the amount of heat generated in the bulk might exceed the acceptable amount that exits from the boundaries of the sample, thus making necessary a dissipation mechanism that operates also in the system bulk (to avoid excessive heating).

In this situation it can be expected that it should be possible to define a local phase space contraction and prove for it a fluctuation relation. This question has been studied in [135][50] where a model of a chain of N coupled maps has been studied. The results are summarized below.

Consider a collection of N^3 independent identical systems that are imagined located at the sites ξ of a $N \times N \times N$ cubic lattice \mathcal{L}_N centered at the origin: the state of the system located at ξ is determined by a point φ_ξ in a manifold \mathcal{T} which, for simplicity, will be a torus of dimension $2d \geq 2$. The evolution will be a perturbation of the free evolution S_0 of a state $\varphi = (\varphi_\xi)_{\xi \in \mathcal{L}_N} \in \mathcal{T}^{N^3} \stackrel{def}{=} \Xi$ is $\varphi \rightarrow (S_0\varphi) = (S_0\varphi_\xi)_{\xi \in \mathcal{L}_N}$, *i.e.* the system in each location evolves independently; and the perturbed evolution will be:

$$(S_\varepsilon\varphi)_\xi = S_0\varphi_\xi + \varepsilon\Psi_\xi(\varphi), \quad \xi \in \mathcal{L}_N \quad (4.9.1)$$

with $\Psi_\xi(\varphi) = \psi((\varphi_\eta)_{|\eta-\xi|<r})$ a smooth “perturbation” of range r . The motion on Ξ , generically, will not be volume preserving in the sense that:

$$\sigma_{\mathcal{L}_N}(\varphi) \stackrel{def}{=} -\log |\det(\partial_\varphi S(\varphi))| \neq 0 \quad (4.9.2)$$

even when, as it will be assumed here, S_0 is volume preserving.

It can be shown that the basic results in [136][137][101] imply that if the “unperturbed dynamics” S_0 is smooth, hyperbolic, transitive (*i.e.* if S_0 is an Anosov map) then for ε small enough, *but independently of the system size* N , the system remains an Anosov map (*i.e.* its structural stability holds uniformly in N , see 2.10).

Therefore the system (Ξ, S_ε) admits a SRB distribution which can also be studied explicitly by perturbation theory, [138][139]. For instance it can be shown that the SRB average of the phase space contraction is also *extensive*, *i.e.* proportional to the volume N^3 of the system up to “boundary corrections” of $O(N^2)$:

$$\langle \sigma_{\mathcal{L}_N} \rangle_{SRB} = N^3 \bar{\sigma}_+(\varepsilon) + O(N^2) \quad (4.9.3)$$

with $\bar{\sigma}_+(\varepsilon)$ analytic in ε near $\varepsilon = 0$ and generically > 0 there, for small $\varepsilon \neq 0$.

By the general theory, the fluctuation theorem for $p = \frac{1}{\tau} \sum_{j=0}^{\tau-1} \frac{\sigma(\mathcal{S}_\varepsilon^j)}{\sigma_+(\varepsilon, N)}$ will hold provided the map \mathcal{S}_ε is time reversible, see also [140][141], [50][Sec.10.4]

This suggests that given a subvolume $A \subset \mathcal{L}_N$ and setting

$$\sigma_A(\varphi) = -\log |\det(\partial\varphi\mathcal{S}(\varphi))_A| \quad (4.9.4)$$

where $(\partial\varphi\mathcal{S}(\varphi))_A$ denotes the submatrix $(\partial\varphi\mathcal{S}(\varphi))_{\xi\xi'}$ with $\xi, \xi' \in A$ and

$$p \stackrel{def}{=} \frac{1}{\tau} \sum_{j=0}^{\tau-1} \sigma_A(\mathcal{S}^j \varphi), \quad (4.9.5)$$

then the random variable p might obey a large deviation law with respect to the SRB distribution.

It has been *heuristically* shown, [135][Eq.5.13], that

$$\langle \sigma_A \rangle_{SRB} = \bar{\sigma}_+ |A| + O(|\partial A|) \quad (4.9.6)$$

and the large deviation law for p is, for all $A \subseteq \mathcal{L}_N$, a function $\zeta(p)$ which has there the form:

$$\zeta(p) = |A| \bar{\zeta}(p) + O(|\partial A|). \quad (4.9.7)$$

defined smooth and convex in an interval (p_1, p_2) : $\bar{\zeta}(p)$ will be called ‘‘intensive fluctuation rate’’. However a formal proof of Eq.(4.9.7) (or its refutation) is still missing.

The analogy with the more familiar density fluctuations in a low density gas is manifest: consider the probability that the number of particles n in a volume A , subset of the container V , $A \subseteq V$, in a Lennard-Jones (say) gas in equilibrium at temperature $T_0 = (k_B \beta_0)^{-1}$ and small enough density $\varrho_0 = \frac{N}{V}$.

The probability is such that the random variable $p = \frac{n}{|A|\varrho_0}$ obeys a large deviations law, controlled by a convex function $f_0(p)$ of p which is extensive and smooth in an interval (\bar{a}, \bar{b}) containing $p = 1$: it is related to the free energy function $f(\beta, p\varrho_0)$, [142], in :

$$\text{Prob}_{\varrho_0, T_0}(p \in [a, b]) = e^{-|A| \max_{p \in [a, b]} \beta_0 f_0(\beta_0, p\varrho_0)}, \quad [a, b] \subset (\bar{a}, \bar{b}) \quad (4.9.8)$$

to leading order as $A \rightarrow \infty$, where:

$$f_0(\beta_0, p\varrho_0) \stackrel{def}{=} f(\beta, p\varrho_0) - f(\beta_0, \varrho_0) - \left. \frac{\partial f(\beta_0, \varrho_0)}{\partial \varrho} \right|_{\varrho=\varrho_0} (p\varrho_0 - \varrho_0) \quad (4.9.9)$$

is the difference between the Helmholtz free energy at density ϱ and its linear extrapolation from ϱ_0 , [143]. The function $f_0(\beta_0, p\varrho_0)$ is *independent* of $A \subseteq V$. Hence in this example the unobservable density fluctuations in large volumes V can be measured via density fluctuations in finite regions A .

If the map \mathcal{S}_ε is *also* time reversible and $\bar{\sigma}_+ \geq 0$, Eq.(4.9.7), validity of the fluctuation theorem for the full system implies $\bar{\zeta}(-p) = \bar{\zeta}(p) - p\bar{\sigma}$, because of the extensivity of ζ in Eq.(4.9.7); hence the global fluctuation theorem implies a corresponding property for the ‘‘local’’ intensive fluctuation rate $\bar{\zeta}(p)$.

4.10 Generalities on local fluctuations

The example in the previous section indicates a direction to follow in discussing large fluctuations in extended systems. A key difference that can be expected in most problems is that in *stationary states* of extended systems dissipation is not a bulk property because of the conservative nature of the internal forces. For instance in most models in Sec.(2.2) no dissipation occurs in the system proper, C_0 , but it occurs “at the boundary” of C_0 where interaction with the thermostats takes place.

Of course we are familiar with the dissipation in gases and fluids modeled by constant friction manifested throughout the system: as, for instance, in the incompressible Navier-Stokes equation.¹⁹

However this is a phenomenologically accounted friction. If the interest is on stationary states of the fluid motion (under stirring forces) then the friction coefficient takes into account phenomenologically that stationarity can be reached because the heat generated by the stirring is transferred across the fluid and dissipated at the boundary, or where contact with external thermostats takes place.

Therefore in models like the general ones in Sec.(2.2), or in the second in Sec.(2.3), the average dissipation has to be expected to be a boundary effect rather than a bulk effect (as it is in the example in Sec.(4.8) or in the modification of the model in Fig.2.3.2, considered in [132]).

Consider an extended system C_0 in contact with thermostats: *i.e.* a large system enclosed in a volume V large enough so that it makes sense to consider subvolumes $A \subset V$ which still contain many particles. Suppose the system to satisfy the CH and to be in a stationary state: then the part of the system inside a subvolume A will also be in a stationary state, *i.e.* the probability of finding a given microscopic configuration in A will be time-independent.

It is natural to try to consider the subvolume $A \subset V$ as a container in contact with thermostats in the complementary subvolume V/A . However the “wall” of separation between the thermostats and the system, *i.e.* the boundary ∂A , is only a virtual wall and particles can cross it and do so for two reasons.

First they may cross the boundary because of a macroscopic current established in the system by the action of the stirring forces or by convection; secondly, even in absence of stirring, when the nonequilibrium is only due to differences in temperature at various sectors of the boundary of the global container V , and even if convection is absent, particles cross back and forth the boundary of ∂A in their microscopic motion.

It is important to consider also the time scales over which the phenomena occur. The global motion takes often place on a time scale much longer than the microscopic motions: in such case it could be neglected as long as the observations times are short enough. If not so, it may be possible, if the

¹⁹ Incompressibility should be considered a constraint that fixes temperature as a function $T = F(P, \rho)$ of pressure P and density ρ , instead of leaving T, ρ to be transported by the flow governed by two equations.

region Λ is small enough, to follow it,²⁰ because the local “Brownian” motion takes place on a short time scale and it could be neglected provided the free path is much smaller than the size of Λ .

There are a few cases in which the two causes above can be neglected: then, with reference for instance to the models in Sec.(2.2), the region Λ can be considered in contact with (virtual) reservoirs which, at the point $\xi \in \partial\Lambda$, have temperature $T(\xi)$ so that the phase space contraction of the system enclosed in Λ is, see Eq.(2.8.1), up to a total time derivative, expressed by the integral over the boundary surface elements ds_ξ :

$$\varepsilon = \int_{\partial\Lambda} \frac{Q(\xi)}{k_B T(\xi)} ds_\xi, \quad (4.10.1)$$

The fluctuations over time intervals *much longer than the time of free flight but much shorter than the time it takes to diffuse over a region of size of the order of the size of Λ* (if such time scales difference is existent) can then be studied by the large deviation laws and a fluctuation relation, Eq.(4.6.6), could even hold because in Λ there is no friction, provided the time averages are not taken over times too long compared to the above introduced ones.

The situations in which the above idea has chances to work and be observable are dense systems, like fluids, where the free path is short: and an attempt to an application to fluids will be discussed in the next chapter.

The idea on the possibility of local fluctuation theorems has been developed and tested numerically, [144], and theoretically, [145][135], at least in a few models, finding encouraging results which, hopefully, may lead to a formal mathematical theory.

4.11 Quantum systems, thermostats and non equilibrium

Recent experiments deal with properties on mesoscopic and atomic scale. In such cases the quantum nature of the systems cannot be always neglected, particularly at low temperature, [5][Ch.1], and the question is whether a fluctuation analysis parallel to the one just seen in the classical case can be performed in studying quantum phenomena.

Thermostats have a macroscopic phenomenological nature: in a way they could be regarded as classical macroscopic objects in which no quantum phenomena occur. Therefore it seems natural to model them as such and define their temperature as the average kinetic energy of their constituent particles so that the question of how to define it does not arise.

The point of view has been clearly advocated in several papers, for instance in [146] just before the fluctuation theorem and the CH were developed. Here the analysis is presented with minor variations, that are:

²⁰ For a time long enough for being able to consider it as a moving container: for instance while its motion can be considered described by a linear transformation and at the same time long enough to be able to make meaningful observations.

- (a) Gaussian thermostats are used instead of the Nosé-Hoover thermostats
- (b) several different thermostats are allowed to interact with the system,

following [99], *aiming at the application of the chaotic hypothesis to obtain a fluctuation relation for systems with an important quantum component.*

A version of the CH for quantum systems is already²¹ implicit in [146] and in the references preceding it, where the often stated incompatibility of chaotic motions with the discrete spectrum of a confined quantum system is criticized.

Consider the system in Fig.2.2.1 when the quantum nature of the particles in the finite container with smooth boundary \mathcal{C}_0 cannot be neglected. Suppose for simplicity (see [99]) that the nonconservative force $\mathbf{E}(\mathbf{X}_0)$ acting on \mathcal{C}_0 vanishes, *i.e.* consider the problem of heat flow through \mathcal{C}_0 . Let H be the operator on $L_2(\mathcal{C}_0^{3N_0})$, space of symmetric or antisymmetric wave functions $\Psi(\mathbf{X}_0)$, defined as:

$$H = -\frac{\hbar^2}{2m}\Delta_{\mathbf{X}_0} + U_0(\mathbf{X}_0) + \sum_{j>0} \left(U_{0j}(\mathbf{X}_0, \mathbf{X}_j) + U_j(\mathbf{X}_j) + K_j \right) \quad (4.11.1)$$

where $K_j = \frac{m}{2} \sum_{j>0} \dot{\mathbf{X}}_j^2$ and $\Delta_{\mathbf{X}_0}$ is the Laplacian with 0 boundary conditions (say); and notice that at fixed external configuration \mathbf{X}_j its spectrum consists of eigenvalues $E_n = E_n(\{\mathbf{X}_j\}_{j>0})$ (because the system in \mathcal{C}_0 has finite size).

A system-reservoirs model can be the *dynamical system* on the space of the variables $(\Psi, (\{\mathbf{X}_j\}, \{\dot{\mathbf{X}}_j\})_{j>0})$ defined by the equations (where $\langle \cdot \rangle_\Psi =$ expectation in the wave function Ψ)

$$\begin{aligned} -i\hbar \frac{d}{dt} \Psi(\mathbf{X}_0) &= (H\Psi)(\mathbf{X}_0), & \text{and for } j > 0 \\ \ddot{\mathbf{X}}_j &= -\left(\partial_j U_j(\mathbf{X}_j) + \langle \partial_j U_{0,j}(\cdot, \mathbf{X}_j) \rangle_\Psi \right) - \alpha_j \dot{\mathbf{X}}_j \\ \alpha_j &\stackrel{def}{=} \frac{\langle W_j \rangle_\Psi - \dot{U}_j}{2K_j}, & W_j &\stackrel{def}{=} -\dot{\mathbf{X}}_j \cdot \partial_j U_{0j}(\mathbf{X}_0, \mathbf{X}_j) \\ \langle \partial_j U_{0,j}(\cdot, \mathbf{X}_j) \rangle_\Psi &\stackrel{def}{=} \int_{\mathcal{C}_0} d^{N_0} \mathbf{X}_0 |\Psi(\mathbf{X}_0)|^2 W(\mathbf{X}_0, \mathbf{X}_j) \end{aligned} \quad (4.11.2)$$

here the first equation is Schrödinger's equation, the second is an equation of motion for the thermostats particles similar to the one in Fig.2.2.1, (whose notation for the particles labels and the conservative interaction energies U is adopted here too). The evolution is time reversible because the map $I(\Psi(\mathbf{X}_0), \{\dot{\mathbf{X}}_j, \mathbf{X}_j\}_{j=1}^n) = (\overline{\Psi}(\mathbf{X}_0), \{-\dot{\mathbf{X}}_j, \mathbf{X}_j\}_{j=1}^n)$ is a time reversal (isometric in $L_2(\mathcal{C}^{3N_0}) \times R^{6\Sigma_{j>0}N_j}$).

The model, that can be called *Erhenfest dynamics*, differs from the model in [146][147] because of the use of a Gaussian rather than a Nosé-Hoover

²¹ Writing the paper [99] I was unaware of these works: I thank Dr. M. Campisi for recently pointing this reference out.

thermostat; it provides a representation of the motions in the thermostats or of the interaction system-thermostats which is intended to be equivalent to the Feynman-Vernon proposal; furthermore very interesting alternative models have been proposed and are briefly illustrated in the next section.

Evolution maintains the thermostats kinetic energies $K_j \equiv \frac{1}{2}\dot{\mathbf{X}}_j^2$ exactly constant, so that they will be used to define the thermostats temperatures T_j via $K_j = \frac{3}{2}k_B T_j N_j$, as in the classical case.

Let $\mu_0(\{d\Psi\})$ be the *formal* measure on $L_2(\mathcal{C}_0^{3N_0})$

$$\left(\prod_{\mathbf{X}_0} d\Psi_r(\mathbf{X}_0) d\Psi_i(\mathbf{X}_0) \right) \delta \left(\int_{\mathcal{C}_0} |\Psi(\mathbf{Y})|^2 d\mathbf{Y} - 1 \right) \quad (4.11.3)$$

with Ψ_r, Ψ_i real and imaginary parts of Ψ . The meaning of (4.11.3) can be understood by imagining to introduce an orthonormal basis in the Hilbert's space and to "cut it off" by retaining a large but finite number M of its elements, thus turning the space into a high dimensional space C^M (with $2M$ real dimensions) in which $d\Psi = d\Psi_r(\mathbf{X}_0) d\Psi_i(\mathbf{X}_0)$ is simply interpreted as the limit $M \rightarrow \infty$ of the normalized euclidean volume in C^M .

The formal phase space volume element $\mu_0(\{d\Psi\}) \times \nu(d\mathbf{X} d\dot{\mathbf{X}})$ with

$$\nu(d\mathbf{X} d\dot{\mathbf{X}}) \stackrel{def}{=} \prod_{j>0} \left(\delta(\dot{\mathbf{X}}_j^2 - 3N_j k_B T_j) d\mathbf{X}_j d\dot{\mathbf{X}}_j \right) \quad (4.11.4)$$

is conserved, by the unitary property of the wave functions evolution, just as in the classical case, *up to the volume contraction in the thermostats*, [70].

If $Q_j \stackrel{def}{=} \langle W_j \rangle_\Psi$, as in Eq.(4.11.2), then the contraction rate σ of the volume element in Eq.(4.11.4) can be computed and is (again):

$$\sigma(\Psi, \dot{\mathbf{X}}, \mathbf{X}) = \varepsilon(\Psi, \dot{\mathbf{X}}, \mathbf{X}) + \dot{R}(\mathbf{X}), \quad \varepsilon(\Psi, \dot{\mathbf{X}}, \mathbf{X}) = \sum_{j>0} \frac{Q_j}{k_B T_j}, \quad (4.11.5)$$

with R a suitable observable and ε that will be called *entropy production rate*:

In general solutions of Eq.(4.11.2) *will not be quasi periodic* and the CH, [121][5][148], can therefore be assumed (*i.e.* there is no *a priori* conflict between the quasi periodic motion of an isolated quantum system and the chaotic motion of a non isolated system): if so the dynamics should select an invariant distribution μ . The distribution μ will give the statistical properties of the stationary states reached starting the motion in a thermostat configuration $(\mathbf{X}_j, \dot{\mathbf{X}}_j)_{j>0}$, randomly chosen with "uniform distribution" ν on the spheres $m\dot{\mathbf{X}}_j^2 = 3N_j k_B T_j$ and in a random eigenstate of H . The distribution μ , if existing and unique, could be named the *SRB distribution* corresponding to the chaotic motions of Eq.(4.11.2).

In the case of a system *interacting with a single thermostat* at temperature T_1 the latter distribution should attribute expectation value to observables for the particles in \mathcal{C}_0 , *i.e.* for the test system hence operators on $L_2(\mathcal{C}_0^{3N_0})$,

equivalent to the canonical distribution at temperature T_1 , up to boundary terms.

Hence an important *consistency check* for proposing Eq.(4.11.2) as a model of a thermostatted quantum system is that, if the system is in contact with a single thermostat containing configurations $\dot{\mathbf{X}}_1, \mathbf{X}_1$, then there should exist at least one stationary distribution equivalent to the canonical distribution at the appropriate temperature T_1 associated with the (constant) kinetic energy of the thermostat: $K_1 = \frac{3}{2}k_B T_1 N_1$. In the corresponding classical case this is an established result, see comments to Eq.(2.8.4), [67].

A natural candidate for a stationary distribution could be to attribute a probability proportional to $d\Psi d\mathbf{X}_1 d\dot{\mathbf{X}}_1$ times

$$\sum_{n=1}^{\infty} e^{-\beta_1 E_n(\mathbf{X}_1)} \delta(\Psi - \Psi_n(\mathbf{X}_1) e^{i\varphi_n}) d\varphi_n \delta(\dot{\mathbf{X}}_1^2 - 2K_1) \quad (4.11.6)$$

where $\beta_1 = 1/k_B T_1$, Ψ are wave functions for the system in \mathcal{C}_0 , $\dot{\mathbf{X}}_1, \mathbf{X}_1$ are positions and velocities of the thermostat particles and $\varphi_n \in [0, 2\pi]$ is a phase for the eigenfunction $\Psi_n(\mathbf{X}_1)$ of $H(\mathbf{X}_1)$ and $E_n = E_n(\mathbf{X}_1)$ is the corresponding n -th level. The average value of an observable O for the system in \mathcal{C}_0 in the distribution μ in (4.11.6) would be

$$\langle O \rangle_{\mu} = Z^{-1} \int \text{Tr}(e^{-\beta_1 H(\mathbf{X}_1)} O) \delta(\dot{\mathbf{X}}_1^2 - 2K_1) d\mathbf{X}_1 d\dot{\mathbf{X}}_1 \quad (4.11.7)$$

where Z is the integral in (4.11.7) with 1 replacing O , (normalization factor). Here one recognizes that μ attributes to observables the average values corresponding to a Gibbs state at temperature T_1 with a random boundary condition \mathbf{X}_1 .

But Eq.(4.11.6) is *not invariant* under the evolution Eq.(4.11.2) and it seems difficult to exhibit explicitly an invariant distribution along the above lines without having recourse to approximations. A simple approximation is possible and is discussed in the next section essentially in the form proposed and used in [146].

The above analysis may suggest that the SRB distribution²² for the evolution in Eq.(4.11.2) is equivalent to the Gibbs distribution at temperature T_1 with suitable boundary conditions, at least in the limit of infinite thermostats. So the Eq.(4.11.6), in spite of its non stationarity, remains interesting; but *only as a conjecture*.

Invariant distributions can, however, be constructed following the alternative ideas in [149], as done recently in [147], see remark (5) in the next section.

²² Defined, for instance, as the limit of the distributions obtained by evolving in time the Eq.(4.11.6).

4.12 Quantum adiabatic approximation and alternatives

Nevertheless it is interesting to remark that under the *adiabatic approximation* the eigenstates of the Hamiltonian at time 0 evolve by simply following the variations of the Hamiltonian $H(\mathbf{X}(t))$ due to the motion of the thermostat particles, without changing quantum numbers (rather than evolving following the Schrödinger equation and becoming, therefore, *different* from the eigenfunctions of $H(\mathbf{X}(t))$).

In the adiabatic limit (in which the classical motion of the thermostat particles takes place on a time scale much slower than the quantum evolution of the system of interest) the distribution (4.11.6) *is invariant*, [146].

This can be checked by first order perturbation analysis which shows that, to first order in t , the variation of the energy levels (supposed non degenerate) is compensated by the phase space contraction in the thermostat, [99].

Under time evolution, \mathbf{X}_1 changes, at time $t > 0$, into $\mathbf{X}_1 + t\dot{\mathbf{X}}_1 + O(t^2)$ and, assuming non degeneracy, the eigenvalue $E_n(\mathbf{X}_1)$ changes, by perturbation analysis, into $E_n + t e_n + O(t^2)$ with

$$e_n \stackrel{def}{=} t \langle \dot{\mathbf{X}}_1 \cdot \partial_{\mathbf{X}_1} U_{01} \rangle_{\psi_n} + t \dot{\mathbf{X}}_1 \cdot \partial_{\mathbf{X}_1} U_1 = -t (\langle W_1 \rangle_{\psi_n} + \dot{R}_1) = -\frac{1}{\beta_1} \alpha_1 \quad (4.12.1)$$

with α_1 defined in Eq.(4.11.2).

Hence the Gibbs' factor changes by $e^{-\beta t e_n}$ and at the same time phase space contracts by $e^{t \frac{3N_1 e_n}{2kT_1}}$, as it follows from the expression of the divergence in Eq.(4.11.5). *Therefore if β is chosen such that $\beta = (k_B T_1)^{-1}$ the state with distribution Eq.(4.11.6) is stationary* in the considered approximation, (again, for simplicity, $O(1/N)$ is neglected, see comment following Eq.(2.8.1)).

This shows that, *in the adiabatic approximation*, interaction with only one thermostat at temperature T_1 admits at least one stationary state. The latter is, by construction, a Gibbs state of thermodynamic equilibrium with a special kind (random $\mathbf{X}_1, \dot{\mathbf{X}}_1$) of boundary condition and temperature T_1 .

Remarks: (1) The interest of the example is to show that even in quantum systems the CH makes sense and the interpretation of the phase space contraction in terms of entropy production remains unchanged.

(2) In general, under the CH, the SRB distribution of (4.11.2) (which in presence of forcing, or of more than one thermostat, is certainly quite non trivial, as in the classical mechanics cases) will satisfy the fluctuation relation because, besides the CH, the fluctuation theorem only depends on reversibility: so the model (4.11.2) might be suitable (given its chaoticity) to simulate the steady states of a quantum system in contact with thermostats.

(3) It is certainly unsatisfactory that the simple Eq.(4.11.6) is not a stationary distribution in the single thermostat case (unless the above adiabatic approximation is invoked). However, according to the proposed extension of the CH,

the model does have a stationary distribution which should be equivalent (in the sense of ensembles equivalence) to a Gibbs distribution at the same temperature: the alternative distribution in remark (5) has the properties of being stationary and at the same time equivalent to the canonical Gibbs distribution for the test system in \mathcal{C}_0 .

(4) The non quantum nature of the thermostat considered here and the specific choice of the interaction term between system and thermostats should not be important: the very notion of thermostat for a quantum system is not at all well defined and it is natural to think that in the end a thermostat is realized by interaction with a reservoir where quantum effects are not important. Therefore what the analysis really suggests is that, *in experiments in which really microscopic systems are studied, the heat exchanges of the system with the external world should fulfill a fluctuation relation.*

(5) An alternative approach can be based on the quantum mechanics formulation in [149] developed and subsequently implemented in simulations, where it is called *Erhenfest dynamics*, and more recently in [147]. It can be remarked that the equations of motion Eq.(4.11.2) can be derived from the Hamiltonian \mathcal{H} on $L_2(\mathcal{C}_0^{3N_0}) \times \prod_{j=1}^n R^{6N_j}$ imagining a function $\Psi(\mathbf{X}_0) \in L_2(\mathcal{C}_0^{3N_0})$ as $\Psi(\mathbf{X}_0) \stackrel{def}{=} \kappa(\mathbf{X}_0) + i\pi(\mathbf{X}_0)$, with $\pi(\mathbf{X}_0), \kappa(\mathbf{X}_0)$ canonically conjugate and defining \mathcal{H} as:

$$\begin{aligned} & \sum_{j=0}^n \frac{\dot{\mathbf{X}}_j^2}{2} + U(\mathbf{X}_j) + \int_{R^{3N_0}} \left(\frac{\partial_{\mathbf{X}_0} \pi(\mathbf{X}_0)^2 + \partial_{\mathbf{X}_0} \kappa(\mathbf{X}_0)^2}{2} \right. \\ & \left. + \frac{(\pi(\mathbf{X}_0)^2 + \kappa(\mathbf{X}_0)^2)(U(\mathbf{X}_0) + W(\mathbf{X}_0, \mathbf{X}_j))}{2} \right) d\mathbf{X}_0 \stackrel{def}{=} \mathcal{H} \end{aligned} \quad (4.12.2)$$

where $W(\mathbf{X}_0, \mathbf{X}_0) \equiv 0$ and adding to it the constraints $\int |\Psi(\mathbf{X}_0)|^2 d\mathbf{X}_0 = 1$ (which is an integral of motion) and $\frac{1}{2} \dot{\mathbf{X}}_j^2 = 3N_j k_B T_j$, $j = 1, \dots, n$ by adding to the equations of the thermostats particles $-\alpha_j \dot{\mathbf{X}}_j$ with α_j as in Eq.(4.11.2). In this case, by the same argument leading to the theorem following Eq.(2.8.4), the formal distribution $const e^{-\beta \mathcal{H}} d\mathbf{X}_0 d\dot{\mathbf{X}}_0 d\pi d\kappa$ is stationary and equivalent to the canonical distribution for the test system if the thermostats have all the same temperature. *This avoids using the adiabatic approximation.* This alternative approach is well suitable for simulations as shown for instance in [147]. The above comment is due to M. Campisi (private communication, see also [150] where a transient fluctuation relation is studied).

(6) It would be interesting to prove for the evolution of the Hamiltonian in Eq.(4.12.2) theorems similar to the corresponding ones for the classical systems in Sec.(5.2), under the same assumptions on the interaction potentials and with Dirichlet boundary conditions for the fields π, κ .

Conjectures and suggested applications

5.1 Equivalent thermostats

In Sec.(2.3) a few models (M, S_t) for the electric conduction have been considered:

(1) the classical model of Drude, [71][Vol.2,Sec.35],[151][p.139], in which at *every collision* velocity of the electron, of charge $e = 1$, is rescaled to an assigned velocity v defined by the 'temperature' $T = mv^2/(3k_B)$ assumed for the system.

(2) the Gaussian model in which the total kinetic energy of the N particles is kept constant by a thermostat force:

$$m\ddot{\mathbf{x}}_i = \mathbf{E} - \frac{m\mathbf{E} \cdot \mathbf{J}}{3Nk_B T} \dot{\mathbf{x}}_i + \text{"collisional forces"} \quad (5.1.1)$$

where $3Nk_B T/2$ is the total kinetic energy (a constant of motion in this model) and $\mathbf{J} \stackrel{def}{=} \sum_i \dot{\mathbf{x}}_i$, [152][67]. A third model could be

(3) a "friction model" in which particles independently experience a constant friction ν :

$$m\ddot{\mathbf{x}}_i = \mathbf{E} - \nu \dot{\mathbf{x}}_i + \text{"collisional forces"} \quad (5.1.2)$$

where ν is a constant tuned so that the *average kinetic energy* is $3Nk_B T/2$, [114][140].

The models are deterministic: the first and third are "irreversible" while the second is reversible because the isometry $I(\mathbf{x}_i, \mathbf{v}_i) = (\mathbf{x}_i, -\mathbf{v}_i)$ anticommutes with the time evolution flow S_t defined by the equation Eq.(5.1.1): $IS_t = S_t^{-1}I$.

Here the models will be considered in a thermodynamic context in which the number of particles and obstacles are proportional to the system size L^d , which is large. The CH will be assumed with the attracting surface \mathcal{A}

coincident with the phase space M , hence the systems (M, S_t) will admit a unique SRB distribution, (2.6).

Let $\mu_{\delta, T}$ be the SRB distribution for Eq.(5.1.1) for the stationary state that is reached starting from initial data, chosen randomly as in Sec.(2.4), with energy $3Nk_B T/2$ ¹ and density $\delta = \frac{N}{L^d}$. The collection of the distributions $\mu_{\delta, T}$ define, as the kinetic energy T and the density δ vary, a “statistical ensemble” \mathcal{E} of stationary distributions associated with the equation Eq.(5.1.1).

Likewise we call $\tilde{\mu}_{\delta, \nu}$ the class of SRB distributions associated with Eq.(5.1.2) which forms an “ensemble” $\tilde{\mathcal{E}}$.

A correspondence between distributions of the ensembles \mathcal{E} and $\tilde{\mathcal{E}}$ can be established by associating $\mu_{\delta, T}$ with $\tilde{\mu}_{\delta', \nu}$, to be called *corresponding elements*, if:

$$\delta = \delta', \quad \frac{3}{2}Nk_B T = \int \frac{1}{2} \left(\sum_j m \dot{\mathbf{x}}_j^2 \right) \tilde{\mu}_{\delta, \nu}(d\mathbf{x} d\dot{\mathbf{x}}) \quad (5.1.3)$$

Call an observable F on M a *local observable* if F is a smooth function depending solely on the microscopic state of the particles whose position is inside some box V_0 strictly contained in the system container V . Then the following conjecture was proposed in [140]:

Conjecture: (*equivalence conjecture*) If \mathcal{L} denotes the local smooth observables, for all $F \in \mathcal{L}$, it is

$$\lim_{N, V \rightarrow \infty, N/L^d = \delta} \tilde{\mu}_{\delta, \nu}(F) = \lim_{N, V \rightarrow \infty, N/L^d = \delta} \mu_{\delta, T}(F) \quad (5.1.4)$$

if T and ν are related by Eq.(5.1.3).

This conjecture has been discussed in [121][Sec.8][114][Sec.5][98][Sec.2,5], [153] and [5][Sec.9.11]. In various studies on fluids, *e.g.* [154][Sec.17][155][156], a similar conjecture arises, see Sec.(5.5) and sections following it, and Appendix J.

The idea of this kind of ensemble equivalence was present since the beginning as a motivation for the use of Nosé–Hoover’s or Gaussian thermostats. It is clearly introduced and analyzed in [79], where earlier works are quoted. When a system is large the microscopic evolution time scale becomes much shorter than the macroscopic one and the Gaussian multiplier α becomes a sum of quantities rapidly varying (in time as well as in space) and therefore could be considered as essentially constant at least if only macroscopic time-independent quantities are observed.

The conjecture is very similar to the equivalence, in equilibrium cases, between canonical and microcanonical ensembles: here the friction ν plays the role of the canonical inverse temperature and the kinetic energy that of the microcanonical energy.

And in the following similar conjectures will be proposed. As an example consider the collection \mathcal{E}' of stationary distributions for the original model

¹ In this model the kinetic energy is a constant of motion.

(1) of Drude, whose elements $\mu'_{\delta,T}$ can be parameterized by the quantities T , temperature (such that $\frac{1}{2} \sum_j m \mathbf{x}_j^2 = \frac{3}{2} N k_B T$), and density ($N/V = \delta$). This is an ensemble \mathcal{E}' whose elements can be put into one-to-one correspondence with the elements of, say, the ensemble \mathcal{E} associated with model (2), *i.e.* with Eq.(5.1.1): elements carrying the same labels δ, T $\mu'_{\delta,T} \in \mathcal{E}', \mu_{\delta,T} \in \mathcal{E}$ will be called correspondent.

Then a similar equivalence conjecture is: *if $\mu_{\delta,T} \in \mathcal{E}, \mu'_{\delta,T} \in \mathcal{E}'$ are corresponding elements then*

$$\lim_{N,V \rightarrow \infty, N/V = \delta} \mu_{\delta,T}(F) = \lim_{N,V \rightarrow \infty, N/V = \delta} \mu'_{\delta,T}(F) \quad (5.1.5)$$

for all local observables $F \in \mathcal{L}$.

It is remarkable that the above equivalences implicitly suggest an extended equivalence (rather than identity) between a “reversible statistical ensemble”, *i.e.* the collection \mathcal{E} of the SRB distributions associated with Eq.(5.1.1) and an “irreversible statistical ensemble”, *i.e.* the collection $\tilde{\mathcal{E}}$ of SRB distributions associated with Eq.(5.1.2).

Hence we see that it is possible to conceive statistical equivalence between various kinds of irreversible dissipation and of reversible dissipation models,² at least as far as the stationary averages of a large class of special observables are concerned.

5.2 Processes time scale and irreversibility

Carnot’s theorem shows that the most efficient machines must operate running in a *reversible cycle* in which the vapor (of water, alcohol or other liquids) evolves through a sequence \mathcal{P} of equilibrium states in a process so slow that, for instance, differences in temperature “*can be considered as vanishing*”; realizing the oxymoron Carnot continues: “*À la vérité, les choses ne peuvent pas se passer rigoureusement comme nous l’avons supposé ...*”, [22][p.13-14]. *Question*: can one make quantitative the needed slowness and measure the reversibility of a process? [157].

A *process*, denoted Γ , transforming an initial stationary state $\mu_{ini} \equiv \mu_0$ via an evolution like the one in Fig.2.2.1, 2.2, $\dot{x} = F(x) + \Phi(x, t)$ under initial forcing $\Phi_{ini} \equiv \Phi(x, 0)$ into a final stationary state $\mu_{fin} \equiv \mu_\infty$ under final forcing $\Phi_{fin} \equiv \Phi(x, \infty)$, will be defined by a smooth function $t \rightarrow \Phi(t)$, $t \in [0, +\infty)$, varying between $\Phi(x, 0) = \Phi_0(x)$ to $\Phi(x, +\infty) = \Phi_\infty(x)$.

For intermediate times $0 < t < \infty$ the time evolution $x = (\mathbf{X}, \mathbf{X}) \rightarrow x(t) = S^{0,t}x$ is generated by the equations $\dot{x} = F(x) + \Phi(x, t)$ with initial state in phase space \mathcal{F} : it is a non autonomous equation.

The time dependence of $\Phi(t)$ could, for instance, be due to a motion of the container walls which changes the volume from the initial $\mathcal{C}_0 = V_0$ to V_t to

² *E.g.* a system subject to a Gaussian thermostat.

$C'_0 = V_\infty$: hence the points $x = (\dot{\mathbf{X}}, \mathbf{X})$ evolve at time t in a space $\mathcal{F}(t)$ which also may depend on t .

During the process the initial state evolves into a t dependent state: imagining the process repeated enough times so that it makes sense to have an average distribution $\mu_t(dx)$, for the state of the system at time t , which attributes to an observable $F_t(x)$, defined on $\mathcal{F}(t)$, an average value given by:

$$\langle F_t \rangle = \int_{\mathcal{F}(t)} \mu_t(dx) F_t(x) \stackrel{\text{def}}{=} \int_{\mathcal{F}(0)} \mu_0(dx) F_t(S^{0,t}x) \quad (5.2.1)$$

We shall also consider the probability distribution $\mu_{SRB,t}$ which is defined as the SRB distribution of the dynamical system obtained by “freezing” $\Phi(t)$ at the value that is taken at time t , and letting the time to evolve further until the stationary state $\mu_{SRB,t}$ is reached: *in general* $\mu_t \neq \mu_{SRB,t}$.

Forces and potentials will be supposed smooth in their variables except, possibly, impulsive elastic forces describing shocks, allowed here to model shocks with the containers walls and possible shocks between hard core particles.

Chaotic hypothesis (CH) will be assumed: this means that in the physical problems just posed on equations of motion written symbolically $\dot{x} = F(x) + \Phi(x, t)$ with Φ time dependent, the motions are so chaotic that the attracting sets, on which their long time motion *would* take place if $\Phi(t)$ was fixed at the value taken at time t , are smooth surfaces on which motion is chaotic.

It is one of the basic tenets in Thermodynamics that all (nontrivial) processes between equilibrium states are “irreversible”: only idealized (strictly speaking nonexistent) “quasi static” processes through equilibrium states can be reversible. The question addressed here is whether irreversibility can be made a quantitative notion at least in models based on microscopic evolution, like the models in Fig.2.2.1,2.2, and in processes developing between equilibrium states (whether equal or not).

Some examples:

(1) Gas of N_0 particles in contact with reservoirs T_1, T_2, \dots with different temperatures and N_1, N_2, \dots particles, see Sec.(2.2):

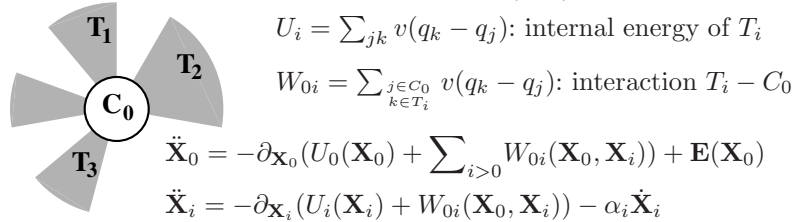


Fig.5.2.1: α_i s.t. $\frac{m}{2} \sum_{i>0} \dot{\mathbf{X}}_i^2 = \frac{1}{2} N_i k_B T_i(t)$: $\alpha_i = \frac{Q_i - \dot{U}_i}{N_i k_B T_i(t)}$, see Eq.(2.2.1).

(2) Gas in a container with moving wall

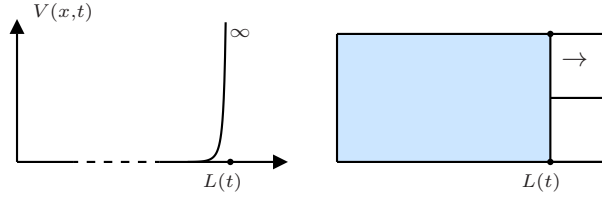


Fig.5.2.2

Fig.5.2.2: The piston extension is $L(t)$ and $V(x, t)$ is a potential modeling its wall. A sudden doubling of $L(t)$ would correspond to a Joule-Thomson expansion.

(3) Paddle wheels stirring a liquid

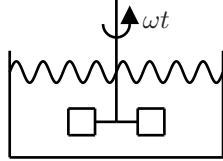


Fig.5.2.3

Fig.5.2.3: The wavy lines symbolizes the surface of the water. Slow rotation for a long time would correspond to the Joule paddle wheels measurement of the heat-work conversion factor.

In the examples the t dependence of $\Phi(x, t)$ is supposed to vanishes as t becomes large. Example 1 is a process transforming an initial stationary state into a new stationary state (varying some parameters in the equations, *e.g.* \mathbf{E}); while examples 2,3 are processes transforming a equilibrium state into an equilibrium state (in general different).

The work $Q_a \stackrel{def}{=} \sum_{j=1}^{N_a} -\dot{\mathbf{x}}_{a,j} \cdot \partial_{x_{a,j}} U_{0,a}$ in example 1 will be interpreted as *heat* Q_a ceded, per unit time, by the particles in \mathcal{C}_0 to the a -th thermostat (because the “temperature” of \mathcal{C}_a , $a > 0$ remains constant). The phase space contraction rate due to heat exchanges between the system and the thermostats can, therefore, be naturally defined as in Eq.(2.8.1) (see also the comments following it):

$$\sigma^\Gamma(\dot{\mathbf{X}}, \mathbf{X}) \stackrel{def}{=} \sum_{a=1}^{N_a} \frac{Q_a}{k_B T_a} + \dot{R} \quad (5.2.2)$$

where $R = \sum_{a>0} \frac{U_a}{k_B T_a}$ (discarding the factors $(1 - \frac{1}{3N_a})$ for notational simplicity).

Phase space volume can also change because new regions become accessible (or inaccessible)³ so that the total phase space contraction rate, denoted $\sigma_{tot,t}$, in general will be different from σ_t^Γ .

It is reasonable to suppose, and often it can even be proved, that at every time t the configuration $S^{0,t}x$ is a “typical” configuration of the “frozen” system, if the initial x was typical for the initial distribution μ_0 . *I.e.*, denoting \mathcal{F}_a is the phase space of the a -th thermostat, $S^{0,t}x$ will be a point in $\mathcal{F}(t) = V_t^N \times R^{3N} \times \prod \mathcal{F}_a$, whose statistics, under evolution via equations

³ For instance this may mean that the external potential acting on the particles undergoes a change, *e.g.* a moving container wall means that the external potential due to the wall changes from 0 to $+\infty$ or from $+\infty$ to 0, as in example 2. Or, since the total energy varies, as in example 3.

parameters imagined frozen at their values at time t , will be $\mu_{SRB,t}$, see comments following Eq.(5.2.1).⁴

Since we must consider as accessible the phase space occupied by the attracting set of a typical phase space point, the volume variation contributes an extra $\sigma_t^v(x)$ to the phase space variation, via the rate at which the phase space volume $|\mathcal{F}_t|$ contracts, namely:

$$\sigma_t^v(x) = -\frac{1}{|\mathcal{F}_t|} \frac{d|\mathcal{F}_t|}{dt} = -N \frac{\dot{V}_t}{V_t} \quad (5.2.3)$$

which does not depend on x , as it is a property of the phase space available to (any typical) x .

Therefore the total phase space contraction per unit time can be expressed as, see Eq.(5.2.3),(5.2.2),

$$\sigma_{tot}(\dot{\mathbf{X}}, \mathbf{X}) = \sum_a \frac{Q_a}{k_B T_a} - N \frac{\dot{V}_t}{V_t} + \dot{R}(\dot{\mathbf{X}}, \mathbf{X}) \quad (5.2.4)$$

and there is a simple and direct relation between phase space contraction and entropy production rate, [158]. Eq.(5.2.4) shows that their difference is a “total time derivative” \dot{R} .

In studying stationary states with a fixed forcing $F(x) + \Phi(x, t)$ frozen at the value it has at time t it is $N\dot{V}_t/V_t = 0$. The term \dot{R} depends on the coordinates used, as discussed in Sec.(2.8): hence define the *entropy production rate* in a process to be Eq.(5.2.4) *without* the \dot{R} term:

$$\varepsilon(\dot{\mathbf{X}}, \mathbf{X}) = \sum_a \frac{Q_a}{k_B T_a} - N \frac{\dot{V}_t}{V_t}, \quad \varepsilon(\dot{\mathbf{X}}, \mathbf{X})_{SRB} \stackrel{def}{=} \varepsilon_t^{srb}(\dot{\mathbf{X}}, \mathbf{X}) - N \frac{\dot{V}_t}{V_t} \quad (5.2.5)$$

where ε_t^{srb} is defined by the last equality and the name is chosen to remind that if there was no volume change ($V_t = const$) and the external forces were constant (at the value taken at time t) then ε_t^{srb} would be the phase space contraction natural in the theory for the SRB distributions when the external parameters are frozen at the value that they have at time t .

It is interesting, and necessary, to remark that in a stationary state the time averages of ε , denoted ε_+ , and of $\sum_a \frac{Q_a}{k_B T_a}$, denoted $\sum_a \frac{\langle Q_a \rangle_+}{k_B T_a}$, coincide because $N\dot{V}_t/V_t = 0$, as $V_t = const$ (and \dot{R} would have zero time average, being a total derivative). On the other hand under very general assumptions, much weaker than the CH, the time average of the phase space contraction rate is ≥ 0 , [88][134], so that in a stationary state: $\sum_a \frac{\langle Q_a \rangle_+}{k_B T_a} \geq 0$ (a consistency property to be required by any proposal of definition of entropy production).

Remarks: (1) In processes starting an ending in the same stationary states (special “cycles”) the above models are a realization of *Carnot’s machines*:

⁴ If for all t the “frozen” system is Anosov, then any initial distribution of data which admits a density on phase space will remain such, and therefore with full probability its configurations will be typical for the corresponding SRB distributions. Hence if $\Phi(t)$ is constant the claim holds.

the machine being the system in \mathcal{C}_0 on which external forces Φ work leaving the system in the same stationary state achieving a transfer of heat between the various thermostats (in agreement with the second law only if the transfer is $\varepsilon_+ \geq 0$).

(2) The fluctuations of the entropy production Eq.(5.2.5) become observable, over a time scale independent of the thermostats size, because the heat exchanged is a boundary effect (due to the interaction of the test system particles and those of the thermostats in contact with it, see Sec.(2.8).

Coming back to the question of defining an irreversibility degree of a process Γ we distinguish between the (non stationary) state μ_t into which the initial state μ_0 evolves in time t , under varying forces and volume, and the state $\mu_{SRB,t}$ obtained by “freezing” forces and volume at time t and letting the system settle to become stationary, see comments following Eq.(5.2.1). We call ε_t the entropy production rate Eq.(5.2.5) and ε_t^{srb} the entropy production rate in the “frozen” state $\mu_{SRB,t}$, as in Eq.(5.2.5), typically of size of order N .

The proposal is to define, in a process Γ leading from an equilibrium state to an equilibrium state, the *irreversibility time scale* $\mathcal{I}(\Gamma)^{-1}$ by setting:

$$\mathcal{I}(\Gamma) = \frac{1}{N^2} \int_0^\infty \left(\langle \varepsilon_t \rangle_{\mu_t} - \langle \varepsilon_t^{srb} \rangle_{SRB,t} \right)^2 dt \quad (5.2.6)$$

If CH is assumed then μ_t will evolve exponentially fast under the “frozen evolution” to $\mu_{SRB,t}$.⁵ Therefore the integral in Eq.(5.2.6) will converge for reasonable t dependences of Φ, V : examples are examined in the next section.

5.3 Quasi static processes time scale: examples

A physical definition of “quasi static” transformation is a transformation that is very slow. If the equations of motion are $\dot{x} = \Phi_t(x)$, the ‘very slow’ can be translated mathematically, for instance, into an evolution in which Φ_t evolves like, if not exactly, as:

$$\Phi_t = \Phi_0 + (1 - e^{-\gamma t})(\Phi_\infty - \Phi_0) \stackrel{def}{=} \Phi_0 + (1 - e^{-\gamma t})\Delta. \quad (5.3.1)$$

An evolution Γ close to quasi static, but simpler for computing $\mathcal{I}(\Gamma)$, would proceed changing Φ_0 into $\Phi_\infty = \Phi_0 + \eta(t)\Delta$ with η growing, from 0 to 1, by $1/\delta$ steps of size δ , each of which has a time duration t_δ long enough so that, at the k -th step, the evolving system is very close (see below) to its stationary state at forced $\Phi = \Phi_0 + k\delta\Delta$.

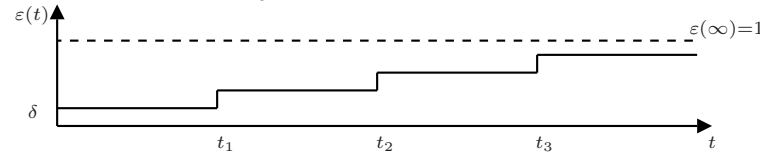


Fig.5.2.4

⁵ *i.e.* the correlations of local observables decay exponentially.

Fig.5.2.4: An example of a process proceeding at jumps of size δ at times $t_0 = 0, t_1, \dots$: the final value $\eta = 1$ can be reached in a finite time or in an infinite time.

If the time scale to approach equilibrium at *fixed* external forces can be taken $= \kappa^{-1}$, independent of the value of the forces, then t_δ can be defined by $e^{-\kappa t_\delta} \ll \delta$: and then $\mathcal{I}(\Gamma) = \text{const } \delta^{-1} \delta^2 \log \delta^{-1}$, because the variation of the averages of the phase space contraction, $\varepsilon_{(k+1)\delta,+} - \varepsilon_{k\delta,+}$ is, in general, of order δ (as a consequence of the differentiability of the SRB states with respect to the parameters, [159]); the dimensional constant will be proportional to $\kappa^{-1} \bar{\varepsilon}^2$ with $\bar{\varepsilon}$ of the order of the $\varepsilon(t)$'s (supposed of the same order 0).

Remarks: (1) A drawback of the above definition is that although $\langle \varepsilon_t^{srb} \rangle_{SRB,t}$ is *independent* on the metric that is used to measure volumes in phase space the quantity $\langle \varepsilon_t \rangle_{\mu_t}$ *depends* on it. Hence the irreversibility degree considered here reflects also properties of our ability or method to measure (or to imagine to measure) distances in phase space. One can keep in mind that a metric independent definition can be simply obtained by minimizing over all possible choices of the metric: but the above simpler definition seems, nevertheless, preferable.

(2) Suppose that a process takes place because of the variation of an acting conservative force, for instance because a gravitational force changes as a large mass is brought close to the system, while no change in volume occurs and the thermostats have all the same temperature. Then the “frozen” SRB distribution, for all t , is such that $\langle \varepsilon^{srb} \rangle_{SRB,t} = 0$ (because the “frozen equations”, being Hamiltonian equations, admit a SRB distribution which has a density in phase space). The isothermal process thus defined has *therefore* (and *nevertheless*) $\mathcal{I}(\Gamma) > 0$.

(3) Consider a typical irreversible process. Imagine a gas in an adiabatic cylinder covered by an adiabatic piston and imagine to move the piston. The simplest situation arises if gravity is neglected and the piston is suddenly moved at speed w .

Unlike the cases considered so far, the absence of thermostats (adiabaticity of the cylinder) imposes a more detailed analysis. The simplest situation arises when the piston is moved at speed so large that no energy is gained or lost by the particles because of the collisions with the moving wall (this is, in fact, a case in which there are no such collisions). This is an extreme idealization of the classic Joule-Thomson experiment.

Let S be the section of the cylinder and $H_t = H_0 + w t$ be the distance between the moving lid and the opposite base. Let $\Omega = S H_t$ be the cylinder volume. In this case, if the speed $w \gg \sqrt{k_B T}$ the volume of phase space changes because the boundary moves and it increases by $N w S \Omega^{N-1}$ per unit time, *i.e.* its rate of increase is (essentially, see remark 5 below) $N \frac{w}{H_t}$.

Hence $\langle \varepsilon_t \rangle_t$ is $-N \frac{w}{H_t}$, while $\varepsilon_t^{srb} \equiv 0$. If $\theta = \frac{L}{w}$ is the duration of the transformation (“Joule-Thomson” process) increasing the cylinder length by L at speed w , then

$$\mathcal{I}(\Gamma) = \frac{1}{N^2} \int_0^\theta N^2 \left(\frac{w}{H_t} \right)^2 dt \xrightarrow{T \rightarrow \infty} w \frac{L}{H_0(H_0+L)} \quad (5.3.2)$$

and the transformation is irreversible. The irreversibility time scale approaches 0 as $w \rightarrow \infty$, as possibly expected, *i.e.* irreversibility is immediately realized. If $H_0 = L$, *i.e.* if the volume of the container is doubled, then $\mathcal{I}(\Gamma) = \frac{w}{2L}$ and the irreversibility time scale of the process coincides with its “duration”.

(4) If in the context of (3) the piston is replaced by a sliding lid which divides the cylinder in two halves of height L each: one empty at time zero and the other containing the gas in equilibrium. At time 0 the lid is lifted and a process Γ' takes place. In this case $\frac{dV_t}{dt} = V\delta(t)$ because the volume $V = SL$ becomes suddenly double (this amounts at a lid receding at infinite speed). Therefore the evaluation of the irreversibility scale yields

$$\mathcal{I}(\Gamma') = \int_0^\infty N^2 \delta(t)^2 dt = +\infty \quad (5.3.3)$$

so that the irreversibility becomes immediately manifest: $\mathcal{I}(\Gamma') = +\infty$, $\mathcal{I}(\Gamma')^{-1} = 0$. This idealized experiment is rather close to the actual Joule-Thomson experiment.

In the latter example it is customary to estimate the degree of irreversibility at the lift of the lid by the *thermodynamic equilibrium entropy* variation between initial and final states. It would of course be interesting to have a general definition of entropy of a non stationary state (like the states μ_t at times $t \in (0, \infty)$ in the example just discussed) that would allow connecting the degree of irreversibility to the thermodynamic entropy variation in processes leading from an initial equilibrium state to a final equilibrium state, see [57].

(5) The above case (3) but with w comparable with $\sqrt{k_B T} \stackrel{def}{=} \beta^{-1/2}$ can also be considered. The lid mass being supposed infinite, a particle hits it if its perpendicular speed $v_1 > w$ and rebounds with a kinetic energy decreased by $2v_1 w$: if ρ is the density of the gas and N the number of particles, the colliding particles number per unit time is $v_1 L^2 \rho \chi(v_1 > w) g_\beta(\mathbf{v}) d^3(\mathbf{v})$ ($\chi(\cdot)$ being the characteristic function and $g_\beta(\mathbf{v})$ is the Maxwell distribution). Hence the the phase space contraction per unit time receives a contribution $\simeq \int_{v_1 > w} g_\beta(\mathbf{v}) d^2 \mathbf{v}^\perp dv_1 (L^2 \rho v_1) (\beta 2v_1 w)$ (and its square contributes $\sim O(e^{-2\beta w^2})$ to the time scale \mathcal{I}^{-1} in Eq.(5.2.6)).

(6) The Joule experiment, modeled by the paddle wheel in Fig.5.2.3, for the measurement of the conversion factor of calories into ergs can be treated in a similar way: but there is no volume change and the phase space contraction, depending on the speed ω of rotation of the paddles, is similar to the “extra” contribution in remark (5).

(7) In processes Γ starting from a stationary nonequilibrium state but not ending with a stationary state (because the evolution time is not long enough

for the evolution to reach a stationary state) the time scale \mathcal{I} , Eq.(5.2.6), is also defined. However it would not be appropriate to call it the “irreversibility time scale”: the process time scale is, in all cases, a measurement of how far a process is from a quasi static one between stationary initial and final states.

It might be interesting, and possible, to study a geodesic flow on a surface of constant negative curvature under the action of a slowly varying electric field and subject to a isokinetic thermostat: the case of constant field is studied in [160], but more work will be necessary to obtain results (even in weak coupling) on the process in which the electric field $E(t)$ varies.

5.4 Fluids

The ideas in Sec.(5.1) show that the negation of the notion of reversibility should not be “irreversibility”: *it should instead be the property that the natural time reversal map⁶ I does not verify $IS = S^{-1}I$, i.e. does not anticommute with the evolution map S .* This is likely to generate misunderstandings as the word irreversibility usually refers to lack of velocity reversal symmetry in systems whose microscopic description is, or should be, velocity reversal symmetric.

The typical phenomenon of reversibility (*i.e.* the indefinite repetition, or “*recurrence*”, of “*impossible*” states) in *isolated* systems should indeed manifest itself, but on time scales much longer and/or on scales of space much smaller than those interesting for the class of motions considered here: where motions of the system could be considered as motions of a continuous fluid.

The transport coefficients (such as viscosity or conductivity or other) *do not have a fundamental nature*: rather they must be thought of as macroscopic parameters related to the disorder at molecular level.

Therefore it should be possible to describe in different ways the same systems, simply by replacing the macroscopic coefficients with quantities that vary in time or in space but rapidly enough to make it possible identifying them with some average values, at least on suitable scales of time and space on which *the equations thus obtained would then be physically equivalent to the previous.*

Obviously we can *neither expect nor hope* that, by modifying the equations and replacing some constant quantities with variable ones, simpler or easier equations will result (on the contrary!). However checking that two equations that should describe the same phenomena do give, actually, the same results can be expected to lead to *nontrivial relations* between properties of the solutions (of both equations).

And providing different descriptions of the same system is not only possible but it can even lead to laws and deductions that would be impossible (or at

⁶ I = velocities reversal at unchanged positions. Should another symmetry be considered fundamental (*e.g.* TCP symmetry) it could simply play the role of I in the following.

least difficult) to derive if one did confine himself to consider just a single description of the system (think for instance to the description of equilibrium by the microcanonical or the canonical ensembles).

What just said *has not been systematically applied to the mechanics of fluids*, although by now there are several deductions of macroscopic irreversible equations starting from microscopic reversible dynamics, for instance Lanford's derivation of the Boltzmann equation, [51].

Therefore keeping in mind the above considerations we shall imagine other equations that could be "equivalent" to the Navier–Stokes incompressible equation (in a container Ω with some boundary conditions).

Viscosity will be regarded as a *phenomenological* quantity whose role is to forbid to a fluid, subject to non conservative external forces, to increase indefinitely its energy. Hence we regard the incompressible Navier Stokes equations as obtained from the incompressible Euler equations by adding the viscosity force, which achieves (or should achieve) the physical consequence of producing dissipation which in *average* balances the work performed by other forces acting on the fluid.

The idea is that the same effect can be obtained by adding other forces which imply that the dissipation rate per unit time has a finite average or is even *constant*; and one way to do that is by imposing the constraint of constant dissipation rate via Gauss' least effort principle (remark that the constant dissipation constraint is non holonomic).

The equivalence viewpoint between irreversible and reversible equations in fluid mechanics is first suggested by the corresponding equivalence, Sec.(5.1), for the thermostatted systems and by the early work [161].

In the latter work it is checked in a special case, where Navier-Stokes equations, incompressible and at periodic b.c., in 3 dimensions are simulated (with 128^3 harmonics $\mathbf{u}_{\mathbf{k}}$, also called "modes", used to represent the velocity field as $\mathbf{u}(\mathbf{x}) = \sum_{\mathbf{k}} \mathbf{u}_{\mathbf{k}} e^{-i\mathbf{k}\cdot\mathbf{x}}$ imagined in a periodic container $[0, 2\pi]^3$, hence $0 \neq \mathbf{k} \in Z^3$): the results are compared with corresponding ones on similar equations with 0 viscosity but subject to a constraint forcing the energy content, of the velocity field in a momentum shell $2^{n-1} < \|\mathbf{k}\| < 2^n$, to follow the Kolmogorov-Obukov $\frac{5}{3}$ -law. Showing remarkable agreement.

It has to be stressed that, aside from the reversibility question, the idea that the Navier Stokes equations can be profitably replaced by equations that should be equivalent to it is widely, [162], and successfully used in computational approaches (even in engineering applications); ⁷ a prominent example are the "large eddy simulations" where effective viscosities may be introduced (usually generating non reversible models, [163]) to adjust, empirically, the influence of terms neglected in the process of cut-off to eliminate the short

⁷ "The action of the subgrid scales on the resolved scales is essentially an energetic action, so that the balance of the energy transfers alone between the two scale ranges is sufficient to describe the action of the subgrid scales", [162][p.104]. And about the large eddy simulations: "Explicit modeling of the desired effects, i.e. including them by adding additional terms to the equations: the actual subgrid models", [162][p.105].

wavelength modes. But a fundamental approach does not seem to have been developed.⁸

The basic difference between the large eddies simulations approach and the equivalence idea, discussed in this and the following sections, is that it is not meant as a method to reduce the number of equations and to correct the reduction by adding extra terms in the simplified equations; it deals with the full equation and proposes to establish an equivalence with corresponding reversible equations. In particular the new equations are not computationally nor theoretically easier.

For simplicity consider an incompressible fluid in a container $\mathcal{C}_0 = [0, L]^d$, $d = 2, 3$, with periodic boundaries, subject to a non conservative volume force \mathbf{g} : for $L = 2\pi$ the fluid can be described by a velocity field $\mathbf{u}(\mathbf{x})$, $\mathbf{x} \in [0, 2\pi]^d$ with zero divergence $\boldsymbol{\partial} \cdot \mathbf{u} = 0$, ‘‘Eulerian description’’. Hence \mathbf{u} can be represented via its Fourier’s harmonics, *i.e.* complex d -dimensional vectors $\mathbf{u}_{\mathbf{k}} \in C^d$, $0 \neq \mathbf{k} \in Z^d$, as:

$$\mathbf{u}(\mathbf{x}) = \frac{1}{(2\pi)^d} \sum_{0 \neq \mathbf{k}} \mathbf{u}_{\mathbf{k}} e^{-i\mathbf{k} \cdot \mathbf{x}}, \quad \mathbf{u}_{\mathbf{k}} = \int \mathbf{u}(\mathbf{x}) e^{i\mathbf{k} \cdot \mathbf{x}} d\mathbf{x}, \quad \mathbf{k} \cdot \mathbf{u}_{\mathbf{k}} = 0, \quad (5.4.1)$$

its energy $\mathcal{E}(\mathbf{u})$ and enstrophy $\mathcal{D}(\mathbf{u})$ can be defined as $\mathcal{E}(\mathbf{u}) = \sum_{0 \neq \mathbf{k} \in Z^d} |\mathbf{u}_{\mathbf{k}}|^2$, $\mathcal{D}(\mathbf{u}) = \sum_{0 \neq \mathbf{k} \in Z^d} \mathbf{k}^2 |\mathbf{u}_{\mathbf{k}}|^2$. It is useful to keep in mind that in dimension 2 the Fourier’s harmonics $\mathbf{u}_{\mathbf{k}}$ can be taken of the form $\mathbf{u}_{\mathbf{k}} = i \frac{\mathbf{k}^\perp}{\|\mathbf{k}\|} u_{\mathbf{k}}$, with $u_{\mathbf{k}} = \overline{u_{-\mathbf{k}}}$ complex scalars, and $\mathbf{k}^\perp = (-k_2, k_1)$ if $\mathbf{k} = (k_1, k_2)$, $\|\mathbf{k}\|^2 = k_1^2 + k_2^2$.

In the periodic boundary conditions case, imposing a time independent forcing $\mathbf{g} = \boldsymbol{\partial} \wedge \mathbf{f}$ ⁹ and a viscosity ν or, alternatively, the Gaussian constraint $\mathcal{D}(\mathbf{u}) = D = \text{const}$, leads formally¹⁰ to the Navier-Stokes (NS) or to the ‘‘Gaussian Navier-Stokes’’ (RNS) equation which in dimension $d = 3$ are:

$$\begin{aligned} \dot{\mathbf{u}} + \underline{\mathbf{u}} \cdot \boldsymbol{\partial} \mathbf{u} &= \alpha(\mathbf{u}) \Delta \mathbf{u} - \boldsymbol{\partial} p + \mathbf{g}, & \boldsymbol{\partial} \cdot \mathbf{u} &= 0, \\ (1) \quad \alpha(\mathbf{u}) &\stackrel{\text{def}}{=} \nu, & NS \quad \text{eq. or respectively} & \\ (2) \quad \alpha(\mathbf{u}) &\stackrel{\text{def}}{=} \frac{\int \widehat{\boldsymbol{\partial}} \mathbf{u} \cdot \widehat{\boldsymbol{\partial}}((\underline{\mathbf{u}} \cdot \boldsymbol{\partial}) \mathbf{u}) d\mathbf{x} - \int \Delta \mathbf{u} \cdot \mathbf{g} d\mathbf{x}}{\int (\Delta \mathbf{u}(x))^2 d\mathbf{x}} & RNS \quad \text{eq.} & \end{aligned} \quad (5.4.2)$$

where $\mathbf{g} = \boldsymbol{\partial} \wedge \mathbf{f}$, for a fixed \mathbf{f} , is a time independent forcing.

In dimension $d = 2$ the RNS equation is simpler, as the cubic term in \mathbf{u} cancels exactly.

The above formal Gaussian Navier-Stokes or RNS equation, is *reversible* and time reversal I is simply $I\mathbf{u}(x) = -\mathbf{u}(x)$, which implies that, upon velocity

⁸ About one of the many important methods: ‘‘There is no particular justification for this local use of relations that are on average true for the whole, since they only ensure that the energy transfers through the cutoff are expressed correctly on the average, and not locally, [162][p.124].’’

⁹ *i.e.* \mathbf{g} has no gradient part: which could always be included in the pressure p .

¹⁰ Formally here refers to the fact that in general the equations are not known to admit unique solutions: the issue is discussed in the next section.

reversal, “fluid elements” retrace their paths with opposite velocity, unlike the classical, viscous, NS equation.

A further different equation is obtained by requiring that $\mathcal{E}(\mathbf{u}) = \int \mathbf{u}^2 dx = E$ and, for any $d \geq 2$, it is:

$$\dot{\mathbf{u}} + \underline{\mathbf{u}} \cdot \underline{\partial} \mathbf{u} = \alpha(\mathbf{u}) \Delta \mathbf{u} - \partial p + \mathbf{g}, \quad \alpha(\mathbf{u}) \stackrel{def}{=} - \frac{\int \mathbf{u} \cdot \mathbf{g} dx}{\int (\underline{\partial} \mathbf{u}(x))^2 dx} \quad (5.4.3)$$

which is interesting, although it *does not follow* from Gauss’ principle, unlike the previous RNS in Eq.(5.4.2). Imposing, instead, $\mathcal{E}(\mathbf{u}) = E$ via Gauss principle on Euler’s equation would yield the equation:

$$\dot{\mathbf{u}} + \underline{\mathbf{u}} \cdot \underline{\partial} \mathbf{u} = \alpha(\mathbf{u}) \mathbf{u} - \partial p + \mathbf{g} \quad \text{with} \quad \alpha(\mathbf{u}) \stackrel{def}{=} - \frac{\int \mathbf{u} \cdot \mathbf{g} dx}{\int \mathbf{u}(x)^2 dx} \quad (5.4.4)$$

remarkable also because the $\alpha(\mathbf{u})$ is a ratio between $\int \mathbf{g}(x) \cdot \mathbf{u}(x) dx$ and the *constant of motion* $E = \mathcal{E}(\mathbf{u})$ imposed by the Gaussian constraint, (energy). Therefore, if the forcing \mathbf{g} has only a finite number of non zero harmonics, then $\alpha(\mathbf{u})$ also depends only on the same finite number of harmonics.

The Eq(5.4.2),(5.4.3),(5.4.4) fit quite naturally in the frame of the theory of non equilibrium statistical mechanics even though the model is not based on particles systems.

This will be made more precise, for NS and the RNS in Eq.(5.4.2), in the following section, where also the role of the well known open problem about the existence and uniqueness of solutions to the equations, [164], for 3-dimensional fluids, *will not* be set aside.

5.5 Developed turbulence

Consider the equations Eq.(5.4.2) supposing that the forcing field \mathbf{g} has ‘large scale’, in the sense that non zero Fourier’s harmonics $g_{\mathbf{k}}$ are *finitely many and fixed* throughout: so that the equations contain only one free parameter, namely ν for NS, D for RNS.

The aim is to find conditions under which they might be *equivalent*. Of course a first problem is that the equations are infinite dimensional and it is even unknown, at least in ≥ 3 -dimensions, whether they admit unique and smooth solutions: so that extending the theory to cover their stationary statistics is simply out of question. Here this can be partly bypassed adopting a phenomenological approach focusing on the 3-dimensional incompressible case with periodic boundary, on the torus $T^3 = [0, L]^3$, $L = 2\pi$; the 2-dimensional case could be analyzed in the same way with analogous results and, by far, would be simpler.

Fix \mathbf{g} with a finite number of non zero Fourier’s harmonics: it will be a “large scale” forcing of the equations throughout this section. The equations

will be “regularized” by imposing a UV-cut-off N , thus regarding them as equations for fields \mathbf{u} represented as in Eq.(5.5.1) with Fourier’s components $\mathbf{u}_{\mathbf{k}}$ *vanishing* if $|\mathbf{k}| \stackrel{def}{=} \max_j |k_j| > N$ or if $|\mathbf{k}| = 0$. Explicitly, restricting all $|\mathbf{k}|, |\mathbf{k}_1|, |\mathbf{k}_2|$ to be $\leq N$ and > 0 , the Fourier’s transform of the Eq.(5.4.2) become, in the respective cases NS and RNS:

$$\begin{aligned} \dot{\mathbf{u}}_{\mathbf{k}} &= i \sum_{\mathbf{k}_1+\mathbf{k}_2=\mathbf{k}} (\mathbf{u}_{\mathbf{k}_1} \cdot \mathbf{k}_2) \mathbf{u}_{\mathbf{k}_2} - \alpha(\mathbf{u}) \mathbf{k}^2 \mathbf{u}_{\mathbf{k}} + \mathbf{g}_{\mathbf{k}}, \quad \mathbf{k} \cdot \mathbf{u}_{\mathbf{k}} = 0 \\ \alpha(\mathbf{u}) &= \begin{cases} (NS) : & \alpha(\mathbf{u}) = \nu \\ (RNS) : & \alpha(\mathbf{u}) = \frac{i \sum_{\mathbf{k}_1+\mathbf{k}_2=\mathbf{k}} (\mathbf{u}_{\mathbf{k}_1} \cdot \mathbf{k}_2) (\mathbf{u}_{\mathbf{k}_2} \cdot \bar{\mathbf{u}}_{\mathbf{k}} \mathbf{k}^2) + \sum_{\mathbf{k}} \mathbf{g}_{\mathbf{k}} \cdot \bar{\mathbf{u}}_{\mathbf{k}} \mathbf{k}^2}{\sum_{\mathbf{k}} \mathbf{k}^4 |\mathbf{u}_{\mathbf{k}}|^2} \end{cases} \end{aligned} \quad (5.5.1)$$

The first equation is the regularized NS equation at constant viscosity ν , and the second is the regularized RNS which keeps enstrophy $\mathcal{D}(\mathbf{u}) = \sum_{\mathbf{k}} \mathbf{k}^2 |\mathbf{u}_{\mathbf{k}}|^2$ constant and equal to the value D of the initial state; \mathbf{k}^4 abridges $(\mathbf{k}^2)^2$.

The dimension of the phase space M_N is $N_0 = (2N + 1)^2 - 1$ in dimension 2 and $N_0 = 2((2N + 1)^3 - 1)$ in dimension 3.¹¹

In this way the equations Eq.(5.4.2) become ODE’s with only one free parameter (ν or D respectively) for which solutions $\mathbf{u}(t)$ exist, smooth and unique, and define respectively dynamical systems $(M_N, S_t^{\nu, N})$ and $(M_N, S_t^{D, N})$,¹² which will be supposed to verify CH hence to be Anosov flows for $t \geq 0$ on the attracting surfaces \mathcal{A}_j . And call $\mu_{\nu}^{j, N}$ and $\tilde{\mu}_D^{j, N}$ the SRB distributions on the attracting surfaces.

Define the *local observables* $F(\mathbf{u})$ for the velocity field \mathbf{u} of an incompressible fluid in a periodic container: they will be functions F depending only upon finitely many Fourier components of the velocity field \mathbf{u} whatever the regularization N is, *i.e.* depending on the “large scale” properties of \mathbf{u} . Therefore \mathbf{g} , as fixed above, is in particular a local observable,

To compare the solutions to the N -regularized equations, NS and RNS, define “corresponding” pairs μ_{ν}^N and $\tilde{\mu}_D^N$ of SRB distributions if:

Definition 0: *The parameters ν (for NS) and D (for RNS), and the SRB-statistics μ_{ν}^N and $\tilde{\mu}_D^N$ will be called “corresponding” if: $\mu_{\nu}^N(\mathcal{D}(\mathbf{u})) = D$.*

Then a first conjecture is, [165]:

Conjecture 0: *Fixed a UV-cut-off N large enough, suppose that, given ν, D , the full phase space M^N is an attracting surface, for NS and RNS, and the SRB distributions $\mu_{\nu}^N, \tilde{\mu}_D^N$ are corresponding in the sense of definition 0, then in the limit $\nu \rightarrow 0$ they have the same statistical properties, *i.e.* local observables have the same statistics.*

¹¹ Take into account that k_j are integers, $\mathbf{k} \cdot \mathbf{u}_{\mathbf{k}} = 0$, $\mathbf{u}_0 = 0$ and $\mathbf{u}_{\mathbf{k}} = \bar{\mathbf{u}}_{-\mathbf{k}}$.

¹² An example, inspired by the “OK41 theory” of inertial turbulence,[126][Chapter 7], will be considered below, see Sec.(5.6), in which $\mathbf{u}_{\mathbf{k}} = 0$ unless $|\mathbf{k}| > 0$, $|k_j| \leq cR^{3/4} \stackrel{def}{=} N$, with c a constant of $O(1)$ and $R \stackrel{def}{=} \sqrt{|\mathbf{g}|L^3/\nu}$ (Reynolds number), with $|\mathbf{g}| = \max_j |g_j(x)|$.

Here by “*same statistics*” as $\nu \rightarrow 0$, it is meant that the difference $\langle F \rangle_{\mu_\nu^N} - \langle F \rangle_{\tilde{\mu}_D^N} \xrightarrow{\nu \rightarrow 0} 0$, for all ‘local observables’ F (as defined above).

Accepting the conjecture of equivalence in the limit $\nu \rightarrow 0$ implies the identity $\langle \alpha \rangle_{\tilde{\mu}_D} = \nu$, between the average friction $\langle \alpha \rangle$ in the Gaussian case and the viscosity ν in the Navier-Stokes case: because multiplying both sides of the equations by $u_{-\mathbf{k}}$ and summing over \mathbf{k} , the non linear term cancels; hence both $\overline{\alpha D}$ and $\nu \overline{D}$ are averages of $\Sigma_{\mathbf{k}} g_{\mathbf{k}} u_{-\mathbf{k}}$, which is a local observable by the locality of \mathbf{g} . Therefore, since in corresponding states $D = \overline{D}$ by definition, the conjecture implies $\overline{\alpha D} = \nu \overline{D}$, *i.e.* $\overline{\alpha} = \nu$; and this shows that corresponding distributions could equivalently be defined by $\mu_D(\alpha) = \nu$.

Denote \sum^* summation over a selected half of the $\mathbf{k} = (k_1, k_2)$ (*e.g.* $(k_1 > 0, k_2 = 0)$ and $(k_2 > 0)$), to take into account that $\mathbf{u}_{\mathbf{k}} = \overline{\mathbf{u}}_{-\mathbf{k}}$; remark that the divergence of the equation Eq.(5.5.1), in dimension $d \geq 2$ is, if $\mathbf{u}_{\mathbf{k}} \equiv \mathbf{u}_{\mathbf{k},r} + i\mathbf{u}_{\mathbf{k},i}$ and $\mathcal{K}_2 = 2^{d-1} \sum_{\mathbf{k}}^* \mathbf{k}^2 = 2^4 N^4 + o(N^4)$:

$$\sigma(\mathbf{u}) = \nu \mathcal{K}_2 \sim \nu O(N^{d+2}), \quad \text{NS in (5.5.1)}$$

$$\sigma(\mathbf{u}) = \alpha(\mathbf{u}) \mathcal{K}_2 + \sum_{\mathbf{k}, \beta=r,i}^* (\partial_{\mathbf{u}_{\mathbf{k},\beta}} \alpha(\mathbf{u})) \mathbf{k}^2 \mathbf{u}_{\mathbf{k},\beta}, \quad \text{RNS in (5.4.1)} \quad (5.5.2)$$

Hence the identity $\nu = \overline{\alpha}$ in corresponding distributions does not imply, not even in dimension 2, identity of the average divergences because of the contribution to $\sigma(\mathbf{u})$ of the second sum in Eq.(5.5.2), see Eq.(5.6.7).

The above conjecture can be extended (keeping in mind the above definition of corresponding states) in two ways. A more interesting one is, [154]:

Conjecture 1: Let μ_ν^N and $\tilde{\mu}_D^N$ be corresponding stationary distributions for the dynamical systems in Eq.(5.5.1) regularized with UV-cut-off N . Then:

$$\lim_{N \rightarrow \infty} (\mu_\nu^N(F) - \tilde{\mu}_D^N(F)) = 0 \quad (5.5.3)$$

for all local observables F .

The deep difference with respect to the conjecture 0 is that there is no condition $\nu \rightarrow 0$ (or $R \rightarrow \infty$), while $N \rightarrow \infty$ instead.

Remark: The above conjectures cannot be applied when the stationary states of NS or RNS verify the CH but have attracting surfaces \mathcal{A}_j or $\tilde{\mathcal{A}}_j$, different from M^N . Nevertheless the conjectures can be naturally extended to such more general cases. Conjecture 0 (or 1) can be extended by saying that the number of corresponding SRB distributions $\mu_\nu^{j,N}$ for NS and $\tilde{\mu}_D^{j,N}$ for RNS is the same if ν is small enough (or if N is large enough) and for each j there is a j' such that the distributions $\mu_\nu^{j,N}$ and $\tilde{\mu}_D^{j',N}$ have the same statistics in the limit $\nu \rightarrow 0$ at N fixed (or in the limit $N \rightarrow \infty$ at ν fixed). The extensions are particularly relevant as the existence of several attracting surfaces arises in the intermittency phenomena (discussed in Sec.(5.6)).

The conjecture 1 is very strong, because it can be shown to imply that if for N large the value $\alpha(\mathbf{u}(t))$ remains $> \varepsilon$, for some $\varepsilon > 0$, as it appears in several simulations, in 2 and 3 dimensions, the velocity field \mathbf{u} of the RNS equation would remain *uniformly smooth* as $N \rightarrow \infty$, [166][167].

Furthermore in the simulation in [167] for N large enough the values of $\alpha(\mathbf{u})$, apparently, fluctuate only little around ν : therefore, if conjecture 1 were verified and $\alpha(\mathbf{u})$ stayed close to ν , the problem of finding a constructive approach to NS would be essentially solved: the use of the regularized RNS equation could simply replace that of the standard NS with equal UV-cut-off, without worrying at finding a solution in the limit $N \rightarrow \infty$. The issue of using the viscous unregularized NS equation would not even arise (from a Physics viewpoint).

The latter comment suggests to test in simulations whether, even when N is very large, $\alpha(\mathbf{u})$ assumes a < 0 value (at least rarely, so that the regularity argument could not be applied). In [167] negative values of $\alpha(\mathbf{u})$ do not appear: *however* the simulation reports, at times *multiples* of h^{-1} of the integration step h , the average of $\alpha(\mathbf{u}(t))$ in the same time interval.

The step h , in the quoted reference, is often $h \sim 10^{-5}$ and $\alpha(\mathbf{u}(t))$ should be tested for positivity at much smaller time steps than h^{-1} (and possibly using smaller ν or higher precision, *i.e.* smaller h). Few tests provide, so far, estimates of how often a negative value of α can be expected and the result is that as N grows the probability of $\alpha < 0$ becomes unappreciable. At the moment I still think that either large deviations with $\alpha(\mathbf{u}) < 0$ are possible or the conjecture is not valid: by the *principle of difficulties conservation* I consider unlikely unconditional positivity, in RNS evolutions, of α at N large, if ν is small: more precisely, at given forcing, if ν is smaller than the smallest viscosity at which the NS equation can still be proved to admit a smooth solution for all $t > 0$).

To interpret the results in [167] a third conjecture, much weaker than conjecture 1, was formulated for a fluid in $[0, L]^3$ with periodic boundary in a model with cut-off at the 'Kolmogorov scale', defined as the scale $\kappa_R = \frac{2\pi}{L} R_L^{\frac{3}{4}}$ in terms of the *Reynolds number* $R_L = (|\mathbf{g}|L^3)^{\frac{1}{2}}\nu^{-1}$:

Conjecture 2: *Let $F(\mathbf{u})$ be a local observable depending on the harmonics $\mathbf{u}_{\mathbf{k}}$ with $|\mathbf{k}| < c\kappa_{R_L}$. Then there is $c = O(1)$ such that if μ_ν^N and $\tilde{\mu}_D^N$ are corresponding (as defined above), it is:*

$$\lim_{N \rightarrow \infty} (\tilde{\mu}_D^N(F) - \mu_\nu^N(F)) = 0 \quad (5.5.4)$$

The conjecture can be extended as done for the conjectures 0,1 in the above remark. The difference between the conjectures 1 and 2 is that, in the latter, locality of the observable F is not sufficient but it has to be strengthened by the requirement that F must depend only on $\mathbf{u}_{\mathbf{k}}$ with $|\mathbf{k}| < c\kappa_{R_L}$, otherwise Eq.(5.5.4) may fail: a case which is apparently encountered in sim-

ulations [167]. However in my view more evidence should still be gathered before dismissing conjecture 1.

The identity $\bar{\alpha} = \nu$ holds also after conjectures 1 and 2 for the same reason discussed after conjecture 0.

Finally the above conjectures can be adapted to the 2-dimensional cases with the natural modifications and simplifications (*e.g.* the Kolmogorov scale should be $\kappa_{RL} = \frac{2\pi}{L} R_L^{\frac{1}{2}}$ and the multipliers α are simpler). Furthermore they make sense, even in 3 dimensions, also for the Eq.(5.4.3) where the Gaussian constraint fixes the energy rather than the enstrophy, [168].

The equivalence ideas can be adapted also to other equations like the Burgers equations with various forms of friction or of reversible Gaussian constraints, [169]. And to many other systems familiar in continuous mechanics including Burgers equation [170], shell models [171] or their versions with $\mathbf{u}_k \neq 0$ on 'sparse' values of \mathbf{k} (called NS on log-lattices, [172]). Or the ideas can be applied to more general dynamical systems (see Sec.(5.7) or an example in [173]).

In the next section we discuss the possibility of drawing some observable conclusions from the Gaussian Navier-Stokes equations hence, possibly by the above equivalence conjectures, on the ordinary Navier-Stokes equations.

5.6 Intermittency, phase transitions

By *intermittency* here is meant, [174], an event that is realized rarely and randomly: rarity can be in time, "time intermittency", in the sense that the interval of time in which the event takes place has a small frequency among time intervals δt of equal length into which we divide the time axis; it can be in space, "spatial intermittency", if the event is rarely and randomly verified inside cubes δx of a lattice into which we imagine to divide the ambient space, *e.g.* R^d , ($d = 2, 3$). Rarity can be also in space-time, "space-time intermittency", if the event is rarely and randomly verified inside regions $\delta t \times \delta x$ forming a lattice into which we imagine partitioned the space time, for instance $R^+ \times R^3$ or, in the case of discrete evolutions, $Z^+ \times R^d$.

Now address from a *heuristic viewpoint* the question: "is this intermittency observable"? is its rate, in time or space, measurable? [175]. This will be analyzed on a fluid model.

Imagine that the fluid is in a large container \mathcal{C}_0 periodic (or with smooth boundaries) of linear size L : like for instance a fluid evolving via Eq.(5.4.2), irreversible or reversible, or Eq.(5.4.3). Suppose validity of the CH for the equations in the model obtained by fixing the UV cut-off N in both viscous and reversible equations to a value suggested for the irreversible NS equation by a version of the OK41 theory, [126][Sec.6.2], see below.

Recall the basic Kolmogorov's assumption of the OK41-theory, on a NS fluid flow in a periodic container $[0, L]^3$: the average dissipation rate and

average velocity variation v_ℓ on scale ℓ are related by $\frac{v^3}{\ell} = \text{constant}$. This allows us to define the Reynolds number R_ℓ on scale ℓ in terms of the Reynolds number $R_L = (|\mathbf{g}|L^3)^{\frac{1}{2}}\nu^{-1}$,¹³ and to express $R_\ell = R_L(\frac{\ell}{L})^{\frac{4}{3}}$, so that the length scale where $R_\ell = 1$ is $\ell_K \stackrel{\text{def}}{=} \frac{L}{2\pi}R_L^{-\frac{3}{4}}$.

The assumption suggests considering in the following the NS and RNS models in Eq.(5.5.1) regularized by setting a cut-off at $k_\nu = c\frac{2\pi}{L}R_L^{\frac{3}{4}}$, with $c = O(1)$, *i.e.* setting it to the scale ℓ where $R_\ell \sim 1$, which implies $N = cR_L^{\frac{3}{4}}$.

The models will be called NS_{41} and RNS_{41} respectively (the constant c is fixed on a case by case basis, as convenient).

The $\mathbf{u}_{\mathbf{k}}$ with $|\mathbf{k}| > k_\nu$, the ‘‘subgrid components’’ of \mathbf{u} , are set 0 and, rather than imagining that they are ‘independently’ described by other equations, it is supposed that either the viscosity or the Gaussian thermostat are responsible for the dissipation and for both equations the attracting surface is the full phase space M^N .¹⁴

The entropy creation rate $\sigma(\mathbf{u})$ is identified with the divergence of the equations and the parameters ν, D of the two equations determining the SRB distributions, denoted $\mu_\nu^N, \tilde{\mu}_D^N$, will be considered to be *corresponding*, see definition 0 in Sec.(5.5), *i.e.* $\mu_\nu^N(\mathcal{D}) = D$.

An essential difference arises between the 2D and the 3D equations: in the NS equations, hence in NS_{41} , the phase space contraction is exactly constant, being defined simply as the divergence of the equations.¹⁵ Therefore the fluctuation theorem (FT) cannot hold for NS¹⁶: there are no fluctuations of the NS divergence in M^N , while in FT the divergence measures the fluctuations of phase space contraction on the attracting surfaces \mathcal{A} , as remarked in Sec.(2.2), see²⁰.

In RNS_{41} the above difficulty does not arise and the divergence receives contributions from the gradient of $\alpha(\mathbf{u})$ and the assumption that the system (M^N, S_t^N) is Anosov system dispenses us to worry about the difference of divergence on the attracting surface and on the full phase space.

Actually in general RNS equations even if an attracting surface \mathcal{A} is smaller than the full phase space the area contraction $\sigma_{\mathcal{A}}(\mathbf{u})$ would be the same as the divergence on the full phase space because the enstrophy is a constant of motion, see remark p.40 following Eq. (2.8.1).

Since the sequel relies on FT, the analysis will be restricted to the RNS_{41} in dimension $d = 2, 3$, see comment at the end of the section about NS_{41} in $d = 3$.

¹³ Taking into account that the NS equation in the considered geometry depend only the forcing, \mathbf{g} on large scale, the container size and the viscosity R_L is the only dimensionless parameter inversely proportional to ν .

¹⁴ Including subgrid components $\mathbf{u}_{\mathbf{k}}$ would also imply as unreasonable (due to the different role of viscosity on the motion of the subgrid components) to assume $M^N = \mathcal{A}$: which remains possible if N is less than the maximal $cR_L^{3/4}$ (however in the next section cases with the attracting surfaces $\mathcal{A} \neq M^N$ will be considered).

¹⁵ the quadratic term in the NS equation contributes 0 to the divergence, unlike the RNS case.

¹⁶ Unless the attracting surface \mathcal{A} is smaller than the phase space, which is not such by the assumption in the model definition.

Then the average entropy production σ_+ and a large deviations function $\zeta(p)$ will be defined for the reversible equation RNS_{41} , and control the fluctuations of entropy production via the FT symmetry, Eq.(4.6.1).

The σ_+ and $\zeta(p)$ will depend on the size of the system, *i.e.* with the number of degrees of freedom, so that there should be serious doubts about the observability of so rare fluctuations.

However if we look at a small subsystem in a little volume V_0 of linear size L_0 we can try, heuristically, to regard it again as a fluid enclosed in a box V_0 described by the same reversible Gaussian Navier-Stokes equations. For some discussion of the physical conditions see Sec.(4.10).

We imagine, therefore, that this small system also verifies a fluctuation relation. Then, defining $\mathcal{K}_{L_0} \stackrel{def}{=} 2^{d-1} \sum_{|\mathbf{k}| \leq cR_{L_0}^{3/4}} \mathbf{k}^2$, the fluctuating viscosity term contributes to the average phase space contraction:

$$\bar{\sigma}_{V_0} = \mathcal{K}_{L_0} \bar{\alpha}_{L_0}(\mathbf{u}) + \dots, \quad (5.6.1)$$

where R_{L_0} is the Reynolds number on scale L_0 (*i.e.* $R_{L_0} = (L_0/L)^{4/3} R_L$), and the \dots refer to the contributions of the second sum in Eq.(5.5.2) (see Eq.(5.6.7)).

Then the averages of σ_V and σ_{V_0} in the reversible equation, averaged over a time span τ , and the rates of their fluctuations are expected to be controlled for V large by functions proportional to volume independent quantities:

$$\begin{aligned} \zeta_V(p) &= \bar{\zeta}(p) \mathcal{K}_L(R), & \zeta_{V_0}(p) &= \bar{\zeta}(p) \mathcal{K}_{L_0}(R), \\ \langle \sigma_V \rangle &= \bar{\sigma}_+ \mathcal{K}_L(R), & \langle \sigma_{V_0} \rangle_+ &= \bar{\sigma}_+ \mathcal{K}_{L_0}(R_{L_0}) \end{aligned} \quad (5.6.2)$$

Hence, if we consider observables dependent on what happens inside V_0 , if L_0 is small so that $\mathcal{K}_{L_0}(R)$ is not too large, and if we observe them in time intervals of size τ , then the time frequency during which we can observe a deviation “of size” $(1-p)\bar{\sigma}_+ \mathcal{K}_{L_0}(R_{L_0})$ of p , *i.e.* of entropy production, will be small of the order of:

$$e^{(\bar{\zeta}(p) - \bar{\zeta}(1)) \tau \bar{\sigma}_+ \mathcal{K}_{L_0}(R_{L_0})} \quad (5.6.3)$$

for τ large, where the local fluctuation rate $\bar{\zeta}(p)$ verifies, assuming the CH for the reversible equation:

$$\bar{\zeta}(-p) = \bar{\zeta}(p) - \bar{\sigma}_+ p \quad (5.6.4)$$

Therefore by observing the frequency of intermittency one can gain some access to the function $\bar{\zeta}(p)$.

Note that one *will necessarily observe a given fluctuation somewhere* in the fluid if L_0 is taken small enough and the size L of the container large enough.

Furthermore the above “entropy driven intermittency” takes place not only in time but also in space. Thus we shall observe, inside a box of size L_0 “somewhere” in the total volume V of the system and in a time interval τ “sometime” in a large observation time T , a fluctuation of entropy production of size $1-p$ with high probability if

$$(T/\tau)(L/L_0)^3 e^{(\bar{\zeta}(p) - \bar{\zeta}(1)) \tau K_{L_0}(R)} \simeq 1 \quad (5.6.5)$$

and the special event $p = -1$ will occur 'with high probability' if

$$(L/L_0)^3 e^{-\bar{\sigma}_+ \tau K_{L_0}(R)} \simeq 1 \quad (5.6.6)$$

by Eq.(5.6.5). Once this event is realized the fluctuation patterns will have relative probabilities as described in the fluctuations pattern theorem, Eq.(4.7.2), [174].

Hence the intermittency described above is an example of *space-time intermittency*. Another source of intermittency arises when the system (M, S_t^N) or (Ξ, S^N) satisfies the CH but is not transitive. In this case, that has been set aside so far, there may be more than one attracting surface: $\mathcal{A}_1, \mathcal{A}_2, \dots, \mathcal{A}_m$. Then there will be several SRB distributions, one per each \mathcal{A}_i , and the asymptotic behavior will depend on where (*i.e.* close to which \mathcal{A}_i) the initial data are located.

The phenomena that develop are closely similar to those that are met in studying phase transitions. The domains U_i of attraction of the \mathcal{A}_i have boundaries in common, because of the CH, but the \mathcal{A}_i have positive mutual distance. Still as the UV cut-off N grows the surfaces \mathcal{A}_i may become separated by tiny regions that can be easily bridged, in simulations, because of round-off errors with the consequent apparently erratic behavior, particularly because new attractive surfaces, as N grows or as the control parameters vary, may arise or old ones disappear. For other possibilities leading to such erratic behaviors see [176].

It is therefore possible to think that the latter intermittence, in NS and RNS models, is due to near tangency of the surfaces \mathcal{A}_i (getting closer, while remaining separate, as $N \rightarrow \infty$). The previous intermittency picture shows that very different fluctuations (or different entropy generation) can take place 'sometime or somewhere' in a very large fluid while the second picture shows that, even in a small fluid, jumps between different fluctuations can take place yielding the "erratic" flows called, usually, "intermittent".

Comment: Consider NS and RNS models on M^N with N harmonics and attracting surface M^N . Let ν, D be the equations parameters and suppose that they are corresponding, in the sense of Definition 0 Sec.(5.5).

The equivalence conjectures of Sec.(5.5) suggest to consider the divergence in RNS, see Eq.(5.5.2) or explicitly:

$$\sigma(\mathbf{u}) = \alpha(\mathbf{u}) \left(\mathcal{K}_N - 2 \frac{\sum_{\mathbf{k}} \mathbf{k}^6 |\mathbf{u}_{\mathbf{k}}|^2}{\sum_{\mathbf{k}} \mathbf{k}^4 |\mathbf{u}_{\mathbf{k}}|^2} \right) - \frac{\sum_{\mathbf{k}} \mathbf{k}^4 f_{-\mathbf{k}} u_{\mathbf{k}}}{\sum_{\mathbf{k}} \mathbf{k}^4 |\mathbf{u}_{\mathbf{k}}|^2} \quad (5.6.7)$$

as a *non local* observable for NS_{41} .

A natural question arises: since the conjectures propose equivalence between corresponding RNS and NS, then taking into account that, by CH, in RNS the observable $\sigma(\mathbf{u})$ has large deviations obeying FT, does $\sigma(\mathbf{u})$ have, in

spite of not being local, in NS large deviations obeying FT and with the same rate $\zeta(p)$?

The same question can be posed about the Lyapunov spectra of NS and RNS , also typical *non local* observables: are the spectra of corresponding SRB distributions equal or at least related ?

It is suprising that, at least in a very simple 2D case (with N small so that $|k_i|_{max} = 3$, *i.e.* 48 degrees of freedom) a simulation offers a positive answer, [177], to *both questions* and shows that equivalence between the equations might be extendible to special not local observables, see Appendix K .

5.7 Stochastic evolutions

Time reversal symmetry (TRS) plays an essential role in the fluctuations theory. Therefore the question whether a kind of fluctuation theorem could hold even in cases in which the symmetry is absent has been studied in several works with particular attention devoted to problems in which stochastic forces act.

The first ideas and results appear in [178], followed by [179][180]. The natural approach is to consider stochastic models as special cases of deterministic ones: taking the viewpoint that noise can (and *should*) be thought as generated by a chaotic evolution (as it is done in several simulations where it is generated by a random number generator which is a program, *e.g.* see [105], that simulates a chaotic evolution).

The latter approach is more recent and has also given results, [116][141][10], showing that extensions of the fluctuation theorem can be derived in special examples, which although stochastic nevertheless can be mapped into a reversible deterministic dynamical system, by including among the phase space variables the coordinates describing the noise generator system.

However the path followed in the literature has mostly been along different lines although, of course, it has provided important insights even allowing the treatment of problems in which a phenomenological constant, *e.g.* friction, unavoidably destroys time reversal symmetry.

To illustrate a simple case in which stochastic forces are explicitly present, and nevertheless can be studied with the methods of the previous sections, consider the system (M, S_t^γ) defined by the equation:

$$\ddot{x}_i + \gamma \dot{x}_i + \partial_{x_i} U(\mathbf{x}) - f_i = q_i(t) \quad (5.7.1)$$

where $i = 1, 2, \dots, N$ and $x \in [0, 2\pi]^N$, $f_i(x)$ are driving forces, γ is a friction coefficient and $q_i(t)$ is a stochastic noise acting on $x \in M$.

The noise \mathbf{q} is imagined to be generated by a dynamical system, Hamiltonian for definiteness, in which the variables $(\mathbf{p}_i, \mathbf{q}_i) \in X$, with $\dot{\mathbf{q}}_i = \mathbf{p}_i$ follow independent chaotic motions, Hamiltonian for definitness, on a $2d$ dimensional manifold X , ($d \geq 2$), under the action of a force $F(\mathbf{q}_i)$, and finally q_i is, for

instance, one component of \mathbf{q}_i (or a function of it). The phase space M will be $[0, 2\pi]^N \times X^N$ and the pairs $(\mathbf{p}_i, \mathbf{q}_i) \in X$ are pairs of conjugate variables (each of dimension n , $n \geq 2$)¹⁷.

The systems describing $(\mathbf{p}_i, \mathbf{q}_i)$ can be considered a model for a family of random number generators. In this section the variables x_i are angles, so that the above system is a family of coupled pendulums subject to friction, with a *phenomenological friction coefficient* γ , and stirred by the torques f_i and by a random force.

Eq.(5.7.1) is not time reversible because of the friction γ : however the equivalence conjectures of Sec.(5.1) suggest to consider the model (M, S_t^α) defined by the equation:

$$\begin{aligned} \ddot{x}_i + \alpha(\mathbf{x}, \dot{\mathbf{x}}, \mathbf{p}, \mathbf{q})\dot{x}_i + \partial_{x_i}U(\mathbf{x}) - f_i &= q_{i,1} \\ \alpha(\mathbf{x}, \dot{\mathbf{x}}, \mathbf{p}, \mathbf{q}) &= \frac{\mathbf{f} \cdot \dot{\mathbf{x}} + \sum_i q_{i,1}\dot{x}_i - \dot{U}}{NT} \\ \dot{\mathbf{q}}_i &= \mathbf{p}_i, \quad \dot{\mathbf{p}}_i = F(\mathbf{q}_i) \end{aligned} \quad (5.7.2)$$

which has $\frac{1}{2}m\dot{\mathbf{x}}^2 = \frac{1}{2}NT$ as an exact constant of motion, if the initial data are on the surface $\frac{1}{2}m\dot{\mathbf{x}}^2 = \frac{1}{2}NT$. It will be supposed that the system (M, S_t^α) is an Anosov system.

The equivalence conjectures considered in several cases in the previous sections indicate that in this case for small γ it could be $\langle \alpha \rangle_{SRB} = \gamma$, if the initial T for Eq.(5.6.2) is the average value of the kinetic energy for Eq.(5.7.1), and the corresponding stationary states should be equivalent.

The model in Eq.(5.7.2) is reversible and $I(\mathbf{x}, \mathbf{v}, \mathbf{q}, \mathbf{p}) = (\mathbf{x}, -\mathbf{v}, \mathbf{q}, -\mathbf{p})$ is a time reversal symmetry:

$$S_t I = I S_{-t} \quad (5.7.3)$$

The SRB distribution can be defined as the statistics of the data chosen with distribution:

$$\mu(dx d\dot{x} d\mathbf{p}, d\mathbf{q}) = \varrho(\mathbf{x}, \dot{\mathbf{x}}, \mathbf{p}, \mathbf{q}) \delta(N\dot{\mathbf{x}}^2 - T) dx d\dot{x} d\mathbf{p} d\mathbf{q} \quad (5.7.4)$$

where ϱ is an arbitrary (regular) function.

The CH is naturally extended to such systems and the μ_{SRB} describes the statistics of almost all initial data chosen with the distribution in Eq.(5.7.4). And since reversibility holds, assuming that (M, S_t^α) is an Anosov system, the phase space contraction¹⁸:

$$\sigma(\mathbf{x}, \dot{\mathbf{x}}, \mathbf{p}, \mathbf{q}) = (N - 1)\alpha(\mathbf{x}, \dot{\mathbf{x}}, \mathbf{p}, \mathbf{q}) \quad (5.7.5)$$

has in general a positive time average $\sigma_+ = N\gamma$ and if $\sigma_+ > 0$ its finite time average,

¹⁷ For instance the $(\mathbf{p}_i, \mathbf{q}_i)$, could be, for each i , the canonical coordinates of a geodesic flow on a 2-dimensional compact manifold of constant negative curvature, [181]: a classical chaotic system. Or more generally q_i can be the output of a noise generator.

¹⁸ Remark that in this case no contraction occurs in the \mathbf{p}, \mathbf{q} space because the evolution there is Hamiltonian.

$$p = \frac{1}{\tau} \int_0^\tau dt \frac{\sigma(S_t(\mathbf{x}, \dot{\mathbf{x}}, \mathbf{p}, \mathbf{q}))}{\sigma_+} \quad (5.7.6)$$

obeys a fluctuation relation with large deviations rate $\zeta(p)$:

$$\zeta(-p) = \zeta(p) - p\sigma_+ \quad (5.7.7)$$

for p in a suitable interval $(-p^*, p^*)$ containing $[-1, 1]$.

The $\alpha(\mathbf{x}, \dot{\mathbf{x}}, \mathbf{p}, \mathbf{q})$ is an observable which makes sense also for the irreversible system in Eq.(5.7.1): hence, on the basis of conjectures analogues to the ones of the previous sections and supposing that the SRB average $\bar{\alpha}$ of α in Eq.(5.7.2) equals γ the question can be raised: are the SRB states in some sense “equivalent” in the limit $\gamma \rightarrow 0$ (in analogy with conjecture 0 in Sec.(5.5) ? For instance whether the statistics of observables $O(\mathbf{x})$ which depend only on a N -independent finite number of coordinates x_i have the same statistics ?

It is natural, therefore, to look in the evolutions developing under the irreversible Eq.(5.7.1) for fluctuations of the phase space contraction, and its large deviations law: is the law the same as Eq.(5.7.7) ? If so this would suggest that there might be cases in which the fluctuation relation can be seen even in irreversible systems.

An example in which the above arguments are developed in some detail is in [141] and the similar question can be raised in other irreversible systems see [173]. More tests would therefore be important.

The cases of Eq.(5.7.1) under the assumption that the potential energy of the driving forces $\mathbf{f}(\mathbf{x})$ is bounded and due to short range potentials, the x_i are not angles but real variables, and $q_i(t)$ is, for each i , a white noise have been treated in [178][179]. They provide remarkable examples in which the fluctuation relation is obeyed and can be proved without using the CH. And in [179][180] a general theory of the fluctuation relation is developed (far beyond the idea of the “Ising model analogy”, [116][Sec.3]).

The above discussion makes clear, once more, that there is little difference between the stochastic cases and the deterministic ones. It can be said that the theory of Markov partitions and coarse graining turns deterministic systems into stochastic ones and, viceversa, the equivalence conjectures of Sec.(5.1,5.5) do the converse. The Eq.(5.7.1) is a paradigmatic case in which a stochastic system might appear to be equivalent (as far as the entropy production fluctuations are concerned) to a deterministic reversible one.

An interesting case is Eq.(5.7.1) in which $i = 1$, x is an angle and the noise is a white noise: *i.e.* a forced pendulum subject to white noise and torque, see [182][183] for the analysis of the stationary state.

5.8 Very large fluctuations

The importance of the boundedness assumption on the potential energy U in the theory of the fluctuation relation has been stressed in [12]. In this section

an interesting example in which an unbounded potential acts and a kind of fluctuation relation holds is analyzed, [184][185], to exhibit the problems that may arise and gave rise to [12].

The system is a particle trapped in a “harmonic potential” and subject to random forcing due to a Brownian interaction with a background modeled by a white noise $\zeta(t)$ and “overdamped”, *i.e.* described by a Langevin equation:

$$\dot{x} = -(x - vt) + \zeta(t), \quad x \in R \quad (5.8.1)$$

in dimensionless units, with $\langle \zeta(t)\zeta(t') \rangle = \delta(t - t')$. Here v is a constant “drag velocity” and the model represents a particle in a harmonic well dragged by an external force at constant speed v : a situation that can be experimentally realized as described in [186].

The driving force that is exercised by external forces, balancing the reaction due to the climbing of the harmonic well, is $x - vt$ and the energy U is $\frac{1}{2}(x - vt)^2$. The work done by the external force and the harmonic energy variation during the time interval $(0, t)$ are therefore:

$$W = \int_0^t v \cdot (x(\tau') - vt') dt', \quad D = \frac{1}{2}((x(t) - vt)^2 - \frac{1}{2}x(0)^2), \quad (5.8.2)$$

and the quantity $Q = W - D$ is the work that the system performs on the “outside”.

The model is quite different from the ones considered so far. It was introduced in [184] where, although the system has no time reversal symmetry, a form of fluctuation relation has been proposed for the dimensionless entropy production rate $p = \frac{1}{\tau} \int_0^\tau \frac{Q(t)}{\langle Q \rangle} dt$. This model is extremely simple due to the linearity of the force and to the Gaussian noise so that the fluctuations of p have a rate that can be quite explicitly evaluated.

The interest of the model is that U is unbounded: and the finite time average $\frac{1}{\tau} \int_0^\tau Q(t) dt$ differs from that of W , given by $\frac{1}{\tau} \int_0^\tau W(t) dt$, by a “boundary term”, namely $\frac{1}{\tau} D$. If D were bounded this would have no effect on the fluctuation rate $\zeta(p)$: but since D is not bounded care is needed. An accurate analysis, possible because the model can be exactly solved, [184], shows that $\zeta(p)$ only satisfies the fluctuation relation $\zeta(-p) = \zeta(p) - p$ for $|p|$ in a range smaller than expected.

The remark has consequences in a much more general context including the thermostatted models of Sec.(2.2) as it appeared also in [187]. The problem was ascribed correctly to the large values contributed to the phase space contraction by the part D depending on the metric used in phase space : and provides, as discussed in Sec.(2.8) remark (d), the difference between entropy production ε and phase space contraction σ ; a difference that can become very large, even in stationary distributions, when phase space is unbounded.

The difference is irrelevant in evaluating the averages of σ or ε , Eq.(2.8.6), only if, as in the models of Ch.2, phase space is bounded.

A similar problem arises even in the more general context of Sec.(2.2): there the interparticle potentials may be of Lennard-Jones type but the surfaces M on which the stationary states are studied are bounded, by virtue of the constraints; nevertheless the particles can come very close to the singularities and the divergence can become very large. The divergence has the form $\sigma = \sum \frac{Q+\dot{U}}{3k_B T}$, see example (d) Sec.(2.8), where U can become very large and cause, in simulations, important errors.

A detailed analysis in the more general context of Sec.(2.2) is presented in [12]: there a simple solution is given to the “problem” of apparent violation of the fluctuation relation in important cases in which the extra terms \dot{U} forces can be very large.

Rather than in continuous time, just study the motion via observations timed to events x in which $U(x)$ is below a prefixed bound. This means studying the motion via a Poincaré’s section which is not too close to configurations x where $U(x)$ is too large. In this case the contribution to the phase space contraction due to “boundary terms” like $\frac{1}{\tau}(U(x(\tau)) - U(x(0)))$ vanishes as $\tau \rightarrow \infty$ (and in a controlled way) and a fluctuation relation can be expected if the other conditions are met (*i.e.* chaoticity and reversibility).

More detailed analysis of the problem of the fluctuation relation in cases in which unbounded forces can act is in [188]. There a general theory of the influence of the singularities in the equations of motion is presented: the most remarkable phenomena are that the fluctuation relation should be expected to hold, but only for a limited range $p \in (-p^*, p^*)$, less than the maximal observable with positive probability. And beyond it observable deviations occur (unlike the case in which the fluctuation relation holds as a theorem, *i.e.* for Anosov systems); and it becomes even possible that the function $\zeta(p)$ can become non convex: this is a property that appears in various attempts at testing fluctuation relations.

Finally it can be remarked that Lennard-Jones forces are an idealization and in nature the true singularities (if at all present) can be very difficult to see. This is also true in simulations: no matter which precision is chosen in the program (usually not very high) there will be a cut off to the values of any observable, in particular of the maximum value of the potential energy. This means that, if really long observation times could be accessed, eventually the boundary terms would become negligible (in experiments, because Nature forbids singularities or, in simulations, because computers have not enough digits).

Hence eventually the problem is not a real one: *but* time scales far beyond interest could be needed to realize this. Therefore the theory based on timed observations not only might be more satisfactory, but it might also, naturally, deal with properties that are closer to possible observations, [188].

5.9 Thermometry

The proposal that the model in Secs.(4.11,4.12) can represent correctly a thermostatted quantum system is based on the image of a thermostat as a classical object in which details like the internal interaction are not relevant. Thus the proposal has avoids the problems that arise because the definition of temperature is not really obvious, particularly at low temperatures or on nano-scale systems, when quantum phenomena become relevant (furthermore in quantum systems the identity between average kinetic energy and absolute temperature ceases to hold, [5][Chapter 2]). Also a basic question is the very notion of temperature in non equilibrium systems.

A new idea on the subject is in an earlier proposal for using fluctuation measurements to define temperature in spin glasses, [189][190][p.216].

If the models can be considered valid at least until it makes sense to measure temperatures via gas thermometers, *i.e.* optimistically down to the $\sim 3^{\circ}K$ scale, but certainly at room temperature or somewhat higher, then the CH can probably be tested with present day technology with suitable thermometric devices.

If verified it could be used to develop a “fluctuation thermometer”, to perform temperature measurements below 3 K , which is *device independent* in the same sense in which the gas thermometers are device independent (*i.e.* do not require, in principle, “calibration” of a scale by “comparison” procedures).

To fix ideas a recent device, “active scanning thermal microscopy” [191], to measure temperature of a test system can be used for illustration purposes. The device was developed to measure temperature in a region of 100 nm , linear size, of the surface of the test system supposed in a stationary state (on a time scale $> 10\text{ ms}$).

Consider a sample in a stationary equilibrium state, and put it in contact with a bowing arm (“cantilever”, see figure below): monitor, via a differential thermocouple, the temperature at the arm extremes and signal the differences to a “square root device”, [192], which drives another device that can inject or take out heat from the arm and keep, by feedback, the temperature differences in the arm $\Delta T = 0$. The arm temperature is then measured by conventional methods (again through a thermocouple): the method is called “active scanning thermal microscopy”, [191][p.729].¹⁹

A concrete example of a nanoscale device to measure temperature (above room temperature on a scale of $100\text{ nm} = 10^3\text{ \AA}$) can be found in [191].

With other earlier methods it is possible to measure temperatures, on a scale of 30 nm on a time scale $> 1\text{ ms}$, closer to the quantum regime: but the technology (“passive scanning thermal microscopy”) seems more delicate, [191].

¹⁹ The method consists in “detecting the heat flow along the cantilever and feeding power proportional to it to the cantilever. Feedback with sufficient gain that keeps the arm at the same temperature as the sample contact point, then cantilever temperature is measured by another thermocouple on the middle of the cantilever”, [191][p.729].

The device is a bow arm (“cantilever”) with a sensor microscopic tip which probes the surface of a sample whose temperature has to be measured: the sensor is connected to a control system, formed basically by a thermocouple sending amplified signals to a square root circuit, which by feedback imposes that the temperature of the arm stays the same as that of the test system (by sending signals to a “heater” in contact with the bowing arm). Then the arm temperature is measured by conventional methods (*i.e.* via another thermocouple). The test system is supposed in a stationary state.

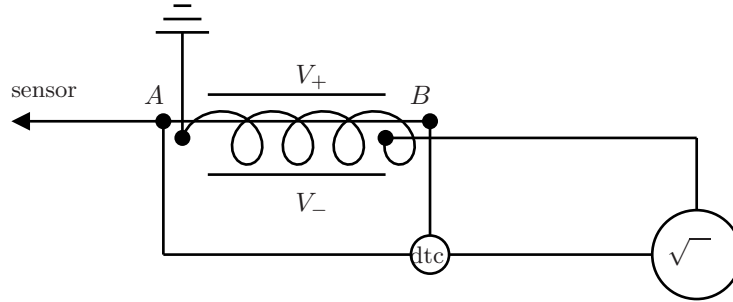


Fig.5.9.1

Fig.5.9.1: The (microscopic) sensor is attached to the arm AB : a differential thermocouple (dtc) is at the extremes of AB , and through AB is also maintained a current at small constant voltage $V_+ - V_-$; the thermocouple sends signals to a “square root circuit” which controls a “coil” (a device that can heat or cool the arm). The circuit that fixes the voltage is not represented, and also not represented are the amplifiers needed (there has to be one at the exit of the differential thermocouple and one after the square root circuit); furthermore there has to be also a device that records the output of the square root circuit hence the power fluctuations.

This device suggests a similar one, Fig.5.9.1, for a different use: a very schematic description follows. A small electric current could be kept flowing through the arm AB , by an applied constant voltage difference $V_+ - V_-$, to keep the arm in a nonequilibrium steady state (varying the current heat can be obtained or given to a reservoir around the arm); contact between the arm and the sample is maintained via the sensor (without allowing heat exchanges between the two, after their equilibrium is reached) and the heat flow Q (from the “heater”, which should actually be a pair of devices, heater + cooler) to keep the arm temperature constant, at the value of the sample temperature, via a feedback mechanism driven by the square root circuit. The heat fluctuations could be revealed through measurements of the electric current flowing out of the square root circuit or by monitoring the heater output.²⁰

The average heat output Q_+ can be compared to the instantaneous heat output Q and the statistics $P_\tau(p)$ of the ratio $p = \frac{Q}{Q_+}$ over a time span τ might be measured. The temperature (of the bowing arm, hence of the system) can be read from the slope of the function $\frac{1}{\tau} \log \frac{P_\tau(p)}{P_\tau(-p)} = p \frac{Q_+}{k_B T}$ from the fluctuation relation: alternatively this could be a test of the fluctuation relation.

The arm and the sensor should be as small as possible: hence 100 nm linear size and 10 ms for response time [191] are too large for observing important

²⁰ This is a device turning the arm into a test system and the attached circuits into a thermostat.

fluctuations: hopefully the delicate technology could be improved and it might be possible to build a working device, carefully taking into account all the warnings mentioned about the FT tests.

The idea is inspired by a similar earlier proposal for using fluctuation measurements to define temperature in spin glasses, [189], [190][p.216].

5.10 Granular materials and friction

The current interest in granular materials properties and the consequent availability of experimental tests, *e.g.* [193], suggests trying to apply nonequilibrium statistics ideas to obtain possible experimental tests of the CH, in the form of a check of fluctuations probabilities agreement with the fluctuation relation, Eq.(4.6.6).

The main problem is that in granular materials collisions are intrinsically *inelastic*. In each collision particles heat up, and the heat is subsequently released through thermal exchange with the walls of the container, sound emission (if the experiment is performed in air), radiation, and so on. If one still wants to deal with a *reversible* system, such as the ones discussed in the previous sections, all these sources of dissipation should be included in the theoretical description. Clearly, it might be very difficult to pursue such a task.

A simplified description, [194], of the system consists in neglecting the internal degrees of freedom of the particles. In this case the inelastic collisions between particles will represent the only source of dissipation in the system. Still the CH is expected to hold, but in this case the entropy production is strictly positive and there is no hope of observing a fluctuation relation, see *e.g.* [195], if one looks at the whole system.

Nevertheless, in presence of inelasticity, temperature gradients may be present in the system [196][197][193], and heat is transported through different regions of the container. The processes of heat exchange between different regions could be described assuming that, under suitable conditions, the inelasticity of the collisions can be neglected, and a fluctuation relation for a (suitably defined) entropy production rate might become observable. This could lead to an interesting example of “ensemble equivalence” in nonequilibrium, [5], and its possibility will be pursued in detail in the following.

As a concrete model for a granular material experiment, let Σ be a thin container bounded by two flat parallel vertical walls, covered at the top, and with a piston at the bottom that is kept oscillating by a motor so that its height is:

$$z(t) = A \cos \omega t \quad (5.10.1)$$

The model can be modified by introducing a sawtooth moving piston as in [197], however the results should not depend too much on the details of the time dependence of $z(t)$.

The container Σ is partially filled with millimeter size balls (a typical size of the faces of Σ is 10 *cm* and the particle number is of a few hundreds): the vertical walls are so close that the balls almost touch both faces so the problem is effectively two dimensional. The equations of motion of the balls with coordinates (x_i, z_i) , $i = 1, \dots, N$, $z_i \geq z(t)$, are

$$\begin{aligned} m\ddot{x}_i &= f_{x,i} \\ m\ddot{z}_i &= f_{z,i} - mg + m\delta(z_i - z(t)) 2(\dot{z}(t) - \dot{z}_i) \end{aligned} \quad (5.10.2)$$

where m =mass, g =gravity acceleration, and the collisions between the balls and the container oscillating base are assumed to be elastic [197] (possibly inelasticity of the walls can be included into the model with negligible changes [195]); \mathbf{f}_i is the force describing the particle collisions and the particle-walls or particles-piston collisions.

The force $\mathbf{f}_i = (f_{x,i}, f_{z,i})$ has a part describing the particles collisions: the latter are necessarily inelastic and it will be assumed that their inelasticity is manifested by a restitution coefficient $\alpha < 1$. A simple model for inelastic collisions with inelasticity α (convenient for numerical implementation) is a model in which collisions take place with the usual elastic collision rule but, immediately after, the velocities of the particles that have collided are scaled so that the kinetic energy of the pair is reduced by a factor $1 - \alpha^2$ [196][197][195]²¹

Keeping in mind the discussion of Sec.(4.9), about the formulation of a local fluctuation relation, the simplest situation, that seems accessible to experimental tests as well as to simulations, is to draw ideal horizontal lines at heights $h_1 > h_2 \gg A$ delimiting a strip Σ_0 in the container and to look at the particles in Σ_0 as a thermostatted system: the thermostats being the regions Σ_1 and Σ_2 at heights larger than h_1 and smaller than h_2 , respectively.

After a stationary state has been reached, the average kinetic energy of the particles will depend on the height z , and in particular will decrease on increasing z .

Given the motion of the particles and a time interval t it will be possible to measure the quantity Q_2 of (kinetic) energy that particles entering or exiting the region Σ_0 or colliding with particles inside it from below (the “hotter side”) carry out of Σ_0 and the analogous quantity Q_1 carried out by the particles that enter, exit or collide from above (the “colder side”).

Let T_i , $i = 1, 2$, be the average kinetic energies of the particles in small horizontal corridors above and below Σ_0 : a connection between the model of granular material, Eq.(5.10.2), and the general thermostat model in Sec.(2.2) can be established. The connection cannot be exact because of the internal dissipation induced by the inelasticity α and of the fact that the number of particles, and their identity, in Σ_0 depends on time, as particles come and go in the region.

Under suitable assumptions, that can be expected to hold on a specific time scale, the stationary state of Eq. (5.10.2) is effectively described in terms

²¹ A better model could be obtained by rescaling by α only the velocity component parallel to the relative velocity.

of a stationary SRB state of models like the one considered in Sec.(2.2), as discussed below.

Real experimental tests cannot have an arbitrary duration, [193]: the particles movements might be recorded by a digital camera and the number of photograms per second can be of the order of a thousand, so that the memory for the data is easily exhausted as each photogram may have a size of about 1Mb in current tests (<2008). The same holds for numerical simulations where the accessible time scale is limited by the available computational resources.

Hence each test lasts up to a few seconds, starting after the system has been moving for a while so that a stationary state can be supposed to have been reached. And data of the trajectory, in phase space, of each individual particle inside the observation frame, [193], is recorded and, subsequently, reconstructed.

To keep the number of particles N_0 in Σ_0 to be approximately constant for the duration of the experiment, the vertical size ($h_1 - h_2$) of Σ_0 should be chosen large compared to $(Dt)^{1/2}$, where t is the duration of the experiment and D is the diffusion coefficient of the grains. Hence we are assuming, see Sec.(4.10), that the particles motion is diffusive on the scale of Σ_0 . Note that at low enough density the motion could be not diffusive on the scale of Σ_0 (*i.e.* free path larger than the width of Σ_0): then it would not be possible to divide the degrees of freedom between the subsystem and the rest of the system and moreover the correlation length would be comparable with (or larger than) the size of the subsystem Σ_0 . This would completely change the nature of the problem: and violations of the fluctuation relation would occur, [198][199].

Given the remarks above suppose that in observations of stationary states lasting up to a maximum time θ :

- (1) the CH is accepted,
- (2) it is supposed that the result of the observations would be the same if the particles above Σ_0 and below Σ_0 were kept at constant total kinetic energy by reversible thermostats (*e.g.* Gaussian thermostats), [79][5][153],
- (3) dissipation due to inelastic collisions between particles in Σ_0 is neglected,
- (4) fluctuations of the number of particles in Σ_0 is neglected,
- (5) dissipation is present in the sense that

$$\sigma_+ \stackrel{def}{=} \frac{1}{\theta} \left(\frac{Q_1(\theta)}{T_1} + \frac{Q_2(\theta)}{T_2} \right) > 0, \quad (5.10.3)$$

with $Q_i(t)$ is the total heat ceded to the particles in Σ_i , $i = 1, 2$, in time θ .

Chaoticity is expected, at least if dissipation is small, and evidence for it is provided by the experiment in [193] indicating that the system evolves to a chaotic stationary state.

For the purpose of checking a fluctuation relation for $\sigma_0 = \frac{1}{\tau} \left(\frac{Q_1(\tau)}{T_1} + \frac{Q_2(\tau)}{T_2} \right)$, where $Q_i(\tau)$ is the total heat ceded to the particles in Σ_i , $i = 1, 2$, in time τ , the observation time $\tau \leq \theta$ should be not long enough that dissipation due to internal inelastic collisions becomes important. So measurements, starting

after the stationary state is reached, can have a duration τ which cannot exceed a *specific time scale* in order that the conditions for a local fluctuation relation can be expected to apply to model Eq.(5.10.2), as discussed below.

Accepting the assumptions above, a fluctuation relation might hold for fluctuations of

$$p = \frac{1}{\tau \sigma_+} \left(\frac{Q_1(\tau)}{T_1} + \frac{Q_2(\tau)}{T_2} \right) \quad (5.10.4)$$

in the interval $(-p^*, p^*)$ with p^* equal (at least) to 1, but more discussion of the assumptions is needed, see next section.

The latter is therefore a property that might be accessible to simulations as well as to experimental test. Note however that it is very likely that the hypotheses (2)-(4) above will not be *strictly* verified in real experiments, see the discussion in next section, so that the analysis and interpretation of the experimental results might be non trivial. Nevertheless, a careful test would be rather stringent.

5.11 Neglecting granular friction: the relevant time scales

The above analysis assumes, [194], the existence of (at least) two time scales. One is the ‘‘equilibrium time scale’’, θ_e , which is the time scale over which the system evolving at constant energy, equal to the average energy observed, would reach equilibrium in absence of friction and forcing.

An experimental measure of θ_e would be the decorrelation time of self-correlations in the stationary state, and it can be assumed that θ_e is of the order of the mean time between collisions of a selected particle. Note that θ_e also coincides with the time scale over which finite time corrections to the fluctuation relation become irrelevant [200]: this means that in order to be able to measure the large deviations functional for the normalized entropy production rate p in Eq. (5.10.4) one has to choose $t \gg \theta_e$, see also [201] for a detailed discussion of the first orders finite time corrections to the large deviation functional.

A second time scale is the ‘‘inelasticity time scale’’ θ_d , which is the scale over which the system reaches a stationary state if the particles are prepared in a random configuration and the piston is switched on at time $t = 0$.

Possibly a third time scale is present: the ‘‘diffusion time scale’’ θ_D which is the scale over which a particle diffuses beyond the width of Σ_0 .

The analysis above applies only if the time t in Eq. (5.10.4) verifies $\theta_e \ll t \ll \theta_d, \theta_D$ (note however that the measurement should be started after a time $\gg \theta_d$ since the piston has been switched on, in order to have achieved a stationary state); in practice this means that the time for reaching the stationary state has to be quite long compared to θ_e . In this case friction is negligible *for the duration of the measurement* if the measurement is performed

starting after the system has reached a stationary state and lasts a time τ between θ_e and $\min(\theta_D, \theta_d)$.

In the setting considered here, the role of friction is “just” that of producing the nonequilibrium stationary state itself and the corresponding gradient of temperature: this is reminiscent of the role played by friction in classical mechanics problems, where periodic orbits (the “stationary states”) can be dynamically selected by adding a small friction term to the Hamilton equations. Note that, as discussed below, the temperature gradient produced by friction will be rather small: however smallness of the gradient does not affect the “FR time scale” over which the fluctuation relation is observable [200].

If internal friction were not negligible (that is if $t \geq \theta_d$) the problem would change nature: an explicit model (and theory) should be developed to describe the transport mechanisms (such as radiation, heat exchange between the particles and the container, sound emission, ...) associated with the dissipation of kinetic energy and new thermostats should be correspondingly introduced. The definition of entropy production should be changed, by taking into account the presence of such new thermostats. In this case, even changing the definition of entropy production it is not expected that a fluctuation relation should be satisfied: in fact internal dissipation would not break the CH, but the necessary time–reversibility assumption would be lost, [194].

The possibility of $\theta_e \ll t \ll \theta_d, \theta_D$ is not obvious, neither in theory nor in experimental tests. A rough estimate of θ_d can be given as follows: the phase space contraction in a single collision is given by $1 - \alpha$. Thus the average phase space contraction per particle and per unit time is $\sigma_{+,d} = (1 - \alpha)/\theta_e$, where $1/\theta_e$ is the frequency of the collisions for a given particle. It seems natural to assume that θ_d is the time scale at which $\sigma_{+,d}\theta_d$ becomes of order 1: on this time scale inelasticity will become manifest. Thus, we obtain the following estimate:

$$\theta_d \sim \frac{1}{1 - \alpha} \theta_e \quad (5.11.1)$$

In real materials $\alpha \leq .95$, so that θ_d can be at most of the order of $20\theta_e$. Nevertheless it might be already enough to observe, at intermediate times, a fluctuation relation.

The situation is completely different in numerical simulations where there is freedom to choose the restitution coefficient α (it can be chosen very close to one [196][197][195], in order to have $\theta_d \gg \theta_e$) and the size of the container Σ_0 (it can be chosen large, in order to have $\theta_D \gg \theta_e$).

5.12 Simulations for granular materials

To check the consistency of the hypotheses in Sec.(5.10), it has to be shown that it is possible to make a choice of parameters so that θ_e and θ_d, θ_D are

separated by a large time window. Such choices may be possible, as discussed below, [194]. Let

$$\begin{aligned}
 \delta &\stackrel{def}{=} h_1 - h_2 \quad \text{is the width of } \Sigma_0, \\
 \varepsilon &\stackrel{def}{=} 1 - \alpha, \\
 \gamma &\stackrel{def}{=} \text{ is the temperature gradient in } \Sigma_0, \\
 D &\stackrel{def}{=} \text{ is the diffusion coefficient}
 \end{aligned}
 \tag{5.12.1}$$

the following estimates hold:

- (a) $\theta_e = O(1)$ as it can be taken of the order of the inverse collision frequency, which is $O(1)$ if density is constant and the forcing on the system is tuned to keep the energy constant as $\varepsilon \rightarrow 0$.
- (b) $\theta_d = \theta_e O(\varepsilon^{-1})$ as implied by Eq. (5.11.1).***
- (c) $\theta_D = O(\frac{\delta^2}{D}) = O(\delta^2)$ because D is a constant (if the temperature and the density are kept constant).
- (d) $\gamma = O(\sqrt{\varepsilon})$, as long as $\delta \ll \varepsilon^{-1/2}$.

In fact if the density is high enough to allow us to consider the granular material as a fluid, as in Eq. (5) of Ref.[197], the temperature profile should be given by the heat equation $\nabla^2 T + c\varepsilon T = 0$ with suitable constant c and suitable boundary conditions on the piston ($T = T_0$) and on the top of the container ($\nabla T = 0$). This equation is solved by a linear combination of $const e^{\pm\sqrt{c\varepsilon}z}$, which has gradients of order $O(\sqrt{\varepsilon})$, as long as $\delta \ll 1/\sqrt{\varepsilon}$ and the boundaries of Σ_0 are further than $O(1/\sqrt{\varepsilon})$ from the top.

Choosing $\delta = \varepsilon^{-\beta}$, with $\beta < \frac{1}{2}$, and taking ε small enough, it is $\theta_e \ll \min\{\theta_d, \theta_D\}$ and $\delta \ll O(\varepsilon^{-\frac{1}{2}})$, as required by item (d).

Remark: The entropy production rate due to heat transport into Σ_0 , in presence of a temperature gradient γ , is given by $\sigma_+ = O(\gamma^2 \delta) = O(\varepsilon \delta)$ because the temperature difference is $O(\gamma \delta)$ and the energy flow through the surface is of order $O(\gamma)$ (with $\gamma = O(\sqrt{\varepsilon})$, see item (d)). The order of magnitude of σ_+ is not larger than the average amount σ_d of energy dissipated per unit time in Σ_0 divided by the average kinetic energy T (the latter quantity is of order $O(\theta_e^{-1} \varepsilon \delta)$ because, at constant density, the number of particles in Σ_0 is $O(\delta)$); however the entropy creation due to the dissipative collisions in Σ_0 has fluctuations of order $O(\varepsilon \delta^{\frac{1}{2}})$ because the number of particles in Σ_0 fluctuates by $O(\delta^{\frac{1}{2}})$. This is consistent with neglecting the entropy creation inside the region Σ_0 due to the inelasticity in spite of it being of the same order of the entropy creation due to the heat entering Σ_0 from its upper and lower regions.

The argument supports the proposal that in numerical simulations a fluctuation relation test might be possible by a suitable choice of the parameters. Other choices will be possible: for instance in the high-density limit it is clear

that $\theta_D \gg \theta_e$ because the diffusion coefficient will become small. To what extent this can be applied to experiment is a further question.

Remarks (1) An explicit computation of the large deviation function of the dissipated power, in the regime $t \gg \theta_d$ (*i.e.* when the dissipation is mainly due to inelastic collisions) recently appeared in [202]. However in the model only the dissipation due to the collisions was taken into account, [194]: so that it is not clear how the heat produced in the collisions is removed from the system, see the discussion above. It turned out that in this regime no negative values of p were observed so that the fluctuation relation, Eq.(4.6.6), p.86, does not hold. This is interesting and expected on the basis of the considerations above. It is not clear if, including the additional thermostats required to remove heat from the particles and prevent them to warm up indefinitely, the fluctuation relation, Eq.(4.6.6), is recovered.

(3) There has also been some debate on the interpretation of the experimental results of [193]. In [195] a simplified model, very similar to the one discussed above, was proposed and showed to reproduce the experimental data of [193]. The prediction of the model is that the fluctuation relation is not satisfied. Note however that the geometry considered in [193][195] is different from the one considered here: the whole box is vibrated, so that the the temperature profile is symmetric, and a region Σ_0 in the center of the box is considered. Heat exchange is due to “hot” (fast) particles entering Σ_0 (*i.e.* Q_+) and “cold” (slow) particles exiting Σ_0 (*i.e.* Q_-). One has $Q = Q_+ + Q_- \neq 0$ because of the dissipation in Σ_0 .

In this regime, again, the fluctuation relation is not expected to hold if the thermostat dissipating the heat produced in the collisions is not included in the model: it is an interesting remark of [195] that partially motivated the present discussion. Different experiments can be designed in which the dissipation is mainly due to heat exchanges and the inelasticity is negligible, as the one proposed above as an example.

(4) Even in situations in which the dissipation is entirely due to irreversible inelastic collisions between particles, such as the ones considered in [195][202], the CH is expected to hold, and the stationary state to be described by a SRB distribution. But in these cases failure of the fluctuation relation is not contradictory, due to the irreversibility of the equations of motion.

(5) In cases like the Gaussian isoenergetic models, or in other models in which the kinetic energy fluctuates (*e.g.* in the proposal above) care has to be paid to measure the fluctuations of the ratios $\frac{Q}{K}$ rather than those of Q and K separately because there might not be an “effective temperature” of the thermostats (*i.e.* fluctuations of K may be important).

(6) Finally it is important to keep track of the errors due to the size of Δ in the fluctuation relation, Eq.(4.6.6) p.86: the condition that $\Delta \ll p$ make it very difficult to test the fluctuation relation near $p = 0$: this may lead to interpretation problems and, in fact, in many experimental, or simulation, works the fluctuation relation is written for the non normalized entropy production

A (identified with phase space contraction)

$$\frac{\text{Prob}(A \in \Delta)}{\text{Prob}(-A \in \Delta)} \simeq e^A \quad (5.12.2)$$

where A is the total phase space contraction in the observation time ([203], and see Appendix O), *i.e.* $A = \tau p \sigma_+$. This relation may lead to illusory agreement with data, unless a detailed error analysis is done, as it can be confused with the linearity at small A due to the extrapolation at $p = 0$ of the central limit theorem²² or just to the linearity of the large deviation function near $p = 0$. Furthermore the $A = p \tau \sigma_+$ depends on the observation time τ and on the dissipation rate σ_+ , if $p = O(1)$: all this is hidden in Eq.(5.12.2).

²² Which instead can be applied only to $|p-1| \lesssim 1/(\tau \sigma_+)^{1/2}$.

Historical comments

6.1 Proof of the second fundamental theorem.

Partial translation and comments of L. Boltzmann, *Über die mechanische Bedeutung des zweiten Hauptsatzes der Wärmetheorie*, Wien. Ber. **53**, 195-220, 1866. Wissenschaftliche Abhandlungen, Vol.1, p.9-33, #2, [29].

[The distinction between the “second theorem” and “second law” is important: the first is $\oint \frac{dQ}{T} = 0$ in a reversible cycle, while the second is the inequality $\oint \frac{dQ}{T} \leq 0$ in any cycle. For a formulation of the second law here intend the Clausius formulation, see footnote at p.19. The law implies the theorem but not viceversa.]

[In Sec.I Boltzmann’s aim is to explain the mechanical meaning of temperature. Two bodies in contact will be in thermal equilibrium if the average kinetic energy (or any average property) of the atoms of each will not change in time: the peculiarity of the kinetic energy is that it is conserved in the collisions. Let two atoms of masses m, M and velocities \mathbf{v}, \mathbf{V} collide and let \mathbf{c}, \mathbf{C} be the velocities after collision. The kinetic energy variation of the atom m is $\ell = \frac{1}{2}mv^2 - \frac{1}{2}mc^2$. Choosing as z -axis (called G) so that the momentum $m\mathbf{v}$ and $m\mathbf{c}$ have the same projection on the xy plane it follows from the collision conservation rules (of kinetic energy and momentum) that if φ, Φ are inclinations of \mathbf{v}, \mathbf{V} over the z -axis (and likewise φ', Φ' are inclinations of \mathbf{c}, \mathbf{C} over the z -axis) it is

$$\ell = \frac{2mM}{(m+M)^2} (MC^2 \cos^2 \Phi - mc^2 \cos^2 \varphi + (m-M)cC \cos \varphi \cos \Phi)$$

which averaged over time and over all collisions between atoms of the two bodies yield an average variation of ℓ which is $L = \frac{4mM}{3(m+M)^2} (\frac{MC^2}{2} - \frac{mc^2}{2})$ so that the average kinetic energies of the atoms of the two species have to be equal hence $T = A(\frac{1}{2}mc^2) + B$. The constant $B = 0$ if T is identified with

the absolute temperature of a perfect gas. The identification of the average kinetic energy with the absolute temperature was already a well established fact, based on the theory of the perfect gas, see Sec.(1.2) above. The analysis is somewhat different from the one presented by Maxwell few years earlier in [27][p.383]

[In Sec.II it is shown, by similar arguments, that the average kinetic energy of the center of mass of a molecule is the same as the average kinetic energy of each of its atoms]

[In Sec.III the laws called of Ampère-Avogadro, of Dulong-Petit and of Neumann for a free gas of molecules are derived]

Sec. IV: Proof of the second theorem of the mechanical theory of heat

The just clarified meaning of temperature makes it possible to undertake the proof of the second fundamental theorem of heat theory, and of course it will be entirely coincident with the form first exposed by Clausius.

$$\int \frac{dQ}{T} \leq 0 \quad (20)$$

To avoid introducing too many new quantities into account, we shall right away treat the case in which actions and reactions during the entire process are equal to each other, so that in the interior of the body either thermal equilibrium or a stationary heat flow will always be found. Thus if the process is stopped at a certain instant, the body will remain in its state.¹ In such case in Eq.(20) the equal sign will hold. Imagine first that the body, during a given time interval, is found in a state at temperature, volume and pressure constant, and thus atoms will describe curved paths with varying velocities.

We shall now suppose that an arbitrarily selected atom runs, whatever the state of the body, in a suitable time interval (no matter if very long), of which the instants t_1 and t_2 are the initial and final times, at the end of it the speeds and the directions come back to the original value in the same location, describing a closed curve and repeating, from this instant on, their motion,² possibly not exactly equal³ nevertheless so similar that the average kinetic

¹ Here B. means a system in thermal equilibrium evolving in a "reversible" way, *i.e.* "quasi static" in the sense of thermodynamics, and performing a cycle (the cyclicity condition is certainly implicit even though it is not mentioned): in this process heat is exchanged, but there is no heat flow in the sense of modern nonequilibrium thermodynamics (because the process is quasi static); furthermore the process takes place while every atom follows approximate cycles with period $t_2 - t_1$, of duration possibly strongly varying from atom to atom, and the variations induced by the development of the process take place over many cycles. Eventually it will be assumed that in solids the cycles period is a constant to obtain, as an application, theoretical evidence for the Dulong-Petit and Neumann laws.

² This is perhaps the first time that what will become the *ergodic hypothesis* is formulated. It is remarkable that an analogous hypothesis, more clearly formulated, can be found in the successive paper by Clausius, [34][1.8, p.438] (see the following Sec.(6.4), which Boltzmann criticized as essentially identical to Section IV of the present paper: this means that already at the time the idea of recurrence and ergodicity must have been quite common. Clausius imagines that the atoms follow closed paths, *i.e.* he conceives the system as "integrable", while Boltzmann appears to think, at least at first, that the entire system follows a single closed path. It should however be noticed that later, concluding Sec. IV, Boltzmann will suppose that every atom will move staying within a small volume element, introduced later and denoted dk , getting close to Clausius' viewpoint.

³ Apparently this contradicts the preceding statement: because now he thinks that motion does not come back exactly on itself; here B. rather than taking into account the continuity of space (which would make impossible returning exactly at the initial state) refers to the fact that his argument does not require necessarily that

energy over the time $t_2 - t_1$ can be seen as the atoms average kinetic energy during an arbitrarily long time; so that the temperature of every atom is⁴

$$T = \frac{\int_{t_1}^{t_2} \frac{mc^2}{2} dt}{t_2 - t_1}.$$

Every atom will vary [*in the course of time*] its energy by an infinitely small quantity ε , and certainly every time the work done and the variation of kinetic energy will be in the average redistributed among the various atoms, without contributing to a variation of the average kinetic energy. If the exchange was not eventually even, it would be possible to wait so long until the thermal equilibrium or stationarity will be attained⁵ and then exhibit, as work performed in average, an average kinetic energy increase greater over by what was denoted ε , per atom.

At the same time suppose an infinitely small variation of the volume and pressure of the body.⁶ Manifestly the considered atom will follow one of the curves, infinitely close to each other.⁷ Consider now the time when the atom is on a point of the new path from which the position of the atom at time t_1 differs infinitely little, and let it be t'_1 and denote t'_2 the instant in which the atom returns in the same position with the same velocity; we shall express the variation of the value of T via the integrals

$$\int_{t_1}^{t_2} \frac{mc^2}{2} dt = \frac{m}{2} \int_{s_1}^{s_2} cds$$

where ds is the line element values of the mentioned arc with as extremes s_1 and s_2 the positions occupied at the times t_1 and t_2 . The variation is

$$\frac{m}{2} \delta \int_{s_1}^{s_2} cds = \frac{m}{2} \int_{s'_1}^{s'_2} c' ds - \frac{m}{2} \int_{s_1}^{s_2} c ds$$

every atom comes back exactly to initial position and velocity but it suffices that it comes back "infinitely close" to them, and actually only in this way it is possible that a quasi static process can develop.

⁴ Here use is made of the result discussed in the Sec.I of the paper which led to state that every atom, and molecule alike, has equal average kinetic energy and, therefore, it makes sense to call it "temperature" of the atom.

⁵ A strange remark because the system is always in thermodynamic equilibrium: but it seems that it would suffice to say "it would be possible to wait long enough and then exhibit ...". A faithful literal translation is difficult. The comment should be about the possibility that diverse atoms may have an excess of kinetic energy, with respect to the average, in their motion: which however is compensated by the excesses or defects of the kinetic energies of the other atoms. Hence ε has zero average because it is the variation of kinetic energy when the system is at a particular position in the course of a quasi static process (hence it is in equilibrium). However in the following paragraph the same symbol ε indicates the kinetic energy variation due to an infinitesimal step of a quasi static process, where there is no reason why the average value of ε be zero because the temperature may vary. As said below the problem is that this quantity ε seems to have two meanings and might be one of the reasons of Clausius' complanets, see footnote at p.163.

⁶ Clausius' paper is, however, more clear: for instance the precise notion of "variation" used here, with due meditation can be derived, as proposed by Clausius and using his notations in which ε has a completely different meaning, as the function with two parameters δi , ε changing the periodic function $x(t)$ with period $i \equiv t_2 - t_1$ into $x'(t)$ with $x'(t) = x(it/(i + \delta i)) + \varepsilon \xi(it/(i + \delta i))$ periodic with period $i + \delta i$ which, to first order in $\delta x = -\dot{x}(t) \frac{\delta i}{i} t + \varepsilon \xi(t)$.

⁷ Change of volume amounts at changing the external forces (volume change is a variation of the confining potential): but no mention here is made of this key point and no trace of the corresponding extra terms appears in the main formulae. Clausius' *essential critique* to Boltzmann, in the priority dispute, is precisely that no account is given of variations of external forces. Later Boltzmann recognizes that he has not included external forces in his treatment, see p.165, without mentioning this point.

where the primed quantities refer to the varied curve and s'_1, s'_2 are the mentioned arcs of the new curve at the times t'_1, t'_2 . To obtain an expression of the magnitude of the variation we shall consider also ds as variable getting

$$\frac{m}{2} \delta \int_{s_1}^{s_2} c ds = \frac{m}{2} \int_{s_1}^{s_2} (\delta c ds + c \delta ds); \quad (21)$$

It is $\frac{m}{2} \int_{s_1}^{s_2} \delta c ds = \int_{t_1}^{t_2} \frac{dt}{2} \delta \frac{mc^2}{2}$, and furthermore, if X, Y, Z are the components on the coordinate axes of the force acting on the atom, it follows:

$$\begin{aligned} d \frac{m c^2}{2} &= X dx + Y dy + Z dz \\ d\delta \frac{m c^2}{2} &= \delta X dx + \delta Y dy + \delta Z dz + X \delta dx + Y \delta dy + Z \delta dz = \\ &= d(X \delta x + Y \delta y + Z \delta z) \\ &\quad + (\delta X dx - dX \delta x + \delta Y dy - dY \delta y + \delta Z dz - dZ \delta z). \end{aligned}$$

Integrate then,⁸ considering that for determining the integration constant it must be $\delta \frac{m c^2}{2} = \varepsilon$ when the right hand side vanishes⁹, one gets the

$$\begin{aligned} \delta \frac{m c^2}{2} - \varepsilon &= (X \delta x + Y \delta Y + z \delta Z) \\ &\quad + \int (\delta X dx - dX \delta x + \delta Y dy - dY \delta y + \delta Z dz - dZ \delta z). \end{aligned}$$

Here the term on the left contains the difference of the kinetic energies, the expression on the right contains the work made on the atom, hence the integral on the *r.h.s.* expresses the kinetic energy communicated to the other atoms. The latter certainly is not zero at each instant, but its average during the interval $t_2 - t_1$ is, in agreement with our assumptions, = 0 because the integral is extended to this time interval. Taking into account these facts one finds

$$\begin{aligned} \int_{t_1}^{t_2} \frac{dt}{2} \delta \frac{m c^2}{2} &= \frac{t_2 - t_1}{2} \varepsilon + \frac{1}{2} \int_{t_1}^{t_2} (X \delta x + Y \delta Y + z \delta Z) dt \\ &= \frac{t_2 - t_1}{2} \varepsilon + \frac{m}{2} \int_{t_1}^{t_2} \left(\frac{d^2 x}{dt^2} \delta x + \frac{d^2 y}{dt^2} \delta y + \frac{d^2 z}{dt^2} \delta z \right) dt, \end{aligned} \quad (22)$$

⁸ This point, as well as the entire argument, may appear somewhat obscure at first sight: but it arrives at the same conclusions that four years later will be reached by Clausius, whose derivation is instead very clear; see the sections of the Clausius paper translated here in Sec.(6.4) and the comment on the action principle below.

⁹ The initial integration point is not arbitrary: it should rather coincide with the point where the kinetic energy variation equals the variation of the work performed, in average, on the atom during the motion.

a formula which, by the way,¹⁰ also follows because ε is the sum of the increase in average of the kinetic energy of the atom and of the work done in average on the atom.¹¹ If $ds = \sqrt{dx^2 + dy^2 + dz^2}$ is set and $c = \frac{ds}{dt}$,

$$\frac{m}{2} \int_{s_1}^{s_2} c \delta ds = \frac{m}{2} \int_{t_1}^{t_2} \left(\frac{dx}{dt} d\delta x + \frac{dy}{dt} d\delta y + \frac{dz}{dt} d\delta z \right). \quad (23)$$

Inserting Eq.(22) and (23) in Eq.(21) follows:¹²

$$\begin{aligned} \frac{m}{2} \delta \int_{s_1}^{s_2} c ds &= \frac{t_2 - t_1}{2} \varepsilon + \int_{t_1}^{t_2} d \left(\frac{dx}{dt} \delta x + \frac{dy}{dt} \delta y + \frac{dz}{dt} \delta z \right) \\ &= \frac{t_2 - t_1}{2} \varepsilon + \left\{ \frac{m}{2} \left(\frac{dx}{dt} \delta x + \frac{dy}{dt} \delta y + \frac{dz}{dt} \delta z \right) \right\}_{t_1}^{t_2}. \end{aligned}$$

However since the atom at times t_1 and t'_1 is in the same position with the same velocity as at the times t_2 and t'_2 , then also the variations at time t_1 have the same value taken at time t_2 , so in the last part both values cancel and remains

$$\varepsilon = \frac{m \delta \int_{t_1}^{t_2} c ds}{t_2 - t_1} = \frac{2 \delta \int_{t_1}^{t_2} \frac{mc^2}{2} dt}{t_2 - t_1}, \quad (23a)$$

which, divided by the temperature, yield:¹³

$$\frac{\varepsilon}{T} = \frac{2 \delta \int_{t_1}^{t_2} \frac{mc^2}{2} dt}{\int_{t_1}^{t_2} \frac{mc^2}{2} dt} = 2 \delta \log \int_{t_1}^{t_2} \frac{mc^2}{2} dt.$$

Suppose right away that the temperature at which the heat is exchanged during the process is the same everywhere in the body, realizing in this way the assumed hypothesis. Hence the sum of all the ε equals the amount of heat transferred inside the body measured in units of work. Calling the latter δQ , it is:

¹⁰ Here too the meaning of ε is not clear. The integral from t_1 to t_2 is a line integral of a differential $d(X\delta x + \dots)$ but does not vanish because the differential is not exact, as $\delta x, \delta y, \delta z$ is not parallel to the integration path.

¹¹ In other words this is the "vis viva" theorem because the variation of the kinetic energy is due to two causes: namely the variation of the motion, given by ε , and the work done by the acting (internal) forces because of the variation of the trajectory, given by the integral.

¹² Clausius considered the statement in need of being checked. This is very close to the least action principle according to which the difference between average kinetic energy and average potential energy is stationary within motions with given extremes. Here the condition of fixed extremes does not apply and it is deduced that the action of the motion considered between t_1 and t_2 has a variation which is a boundary term; precisely $\{m\mathbf{v} \cdot \delta\mathbf{x}\}_{t_1}^{t_2}$ (which is 0) is the difference ε between the average kinetic energy variation $m \delta \int_{s_1}^{s_2} c ds$ and that of the average potential energy. Such formulation is mentioned in the following p.144.

¹³ It should be remarked that physically the process considered is a reversible process in which no work is done: therefore the only parameter that determines the macroscopic state of the system, and that can change in the process, is the temperature: so strictly speaking Eq.(24) might be not surprising as also Q would be function of T . Clausius insists that this is a key point which is discussed in full detail in his work by allowing also volume changes and more generally action of external forces, see p.165 below.

$$\begin{aligned}\delta Q &= \sum \varepsilon = 2 \sum \frac{\delta \int_{t_1}^{t_2} \frac{mc^2}{2} dt}{t_2 - t_1} \\ \frac{\delta Q}{T} &= \frac{1}{T} \sum \varepsilon = 2 \delta \sum \log \int_{t_1}^{t_2} \frac{mc^2}{2} dt.\end{aligned}\tag{24}$$

If now the body temperature varies from place to place, then we can subdivide the body into volume elements dk so small that in each the temperature and the heat transfer can be regarded as constant; consider then each of such elements as external and denote the heat transferred from the other parts of the body as $\delta Q \cdot dk$ and, as before,

$$\frac{\delta Q}{T} dk = 2 \delta \sum \log \int_{t_1}^{t_2} \frac{mc^2}{2} dt,$$

if the integral as well as the sum runs over all atoms of the element dk . From this it is clear that the integral

$$\int \int \frac{\delta Q}{T} dk$$

where one integration yields the variation δ of what Clausius would call entropy, with the value

$$2 \sum \log \int_{t_1}^{t_2} \frac{mc^2}{2} dt + C,$$

[and the integration] between equal limit vanishes, if pressure and counter-pressure remain always equal.¹⁴

Secondly if this condition was not verified it would be possible to introduce all along a new force to restore the equality. The heat amount, which in the last case, through the force added to the ones considered before, must be introduced to obtain equal variations of volumes and temperatures in all parts of the body, must be such that the equation

$$\int \int \frac{\delta Q}{T} dk = 0$$

holds; however the latter [*heat amount*] is necessarily larger than that [*the heat amount*] really introduced, as at an expansion of the body the pressure had to overcome the considered necessary positive force;¹⁵ at a compression, in the case of equal pressures, a part of the compressing force employed, and hence also the last heat generated, must always be considered.¹⁶ It yields also for the necessary heat supplied no longer the equality, instead it will be:¹⁷

¹⁴ *I.e.* in a cycle in which no work is done. This is criticized by Clausius.

¹⁵ The pressure performs positive work in an expansion.

¹⁶ In a compression the compressing force must exceed (slightly) the pressure, which therefore performs a negative work. In other words in a cycle the entropy variation is 0 but the Clausius integral is < 0 .

¹⁷ The latter comments do not seem to prove the inequality, unless coupled with the usual formulation of the second law (*e.g.* in the Clausius form, as an inequality). On the other hand this is a place where external forces

$$\int \int \frac{\delta Q}{T} dk < 0$$

[The following page deals with the key question of the need of closed paths: the lengthy argument concludes that what is really needed is that in arbitrarily long time two close paths remain close. The change of subject is however rather abrupt.]

I will first of all consider times t_1, t_2, t'_1 and t'_2 , and the corresponding arcs, also in the case in which the atom in a given longer time does not describe a closed path. At first the times t_1 and t_2 must be thought as widely separated from each other, as well separated as wished, so that the average “vis viva” during $t_2 - t_1$ would be the true average “vis viva”. Then let t'_1 and t'_2 be so chosen that the quantity

$$\frac{dx}{dt}\delta x + \frac{dy}{dt}\delta y + \frac{dz}{dt}\delta z \quad (25)$$

assumes the same value at both times. One easily convinces himself that this quantity equals the product of the atom speed times the displacement $\sqrt{\delta x^2 + \delta y^2 + \delta z^2}$ times the cosine of the angle between them. A second remark will also be very simple, if s'_1 and s'_2 are the corresponding points, which lie orthogonally to the varied trajectory across the points s_1 and s_2 on the initial trajectory, then the quantity (25) vanishes for both paths. This condition on the variation of the paths, even if not be satisfied, would not be necessary for the vanishing of the integrals difference, as it will appear in the following. Therefore from all these arguments, that have been used above on closed paths, we get

$$\int \int \frac{\delta Q}{T} dk = 2 \sum \log \frac{\int_{t_1}^{t_2} \frac{mc^2}{2} dt}{\int_{\tau_1}^{\tau_2} \frac{mc^2}{2} dt},$$

if τ_1 and τ_2 are limits of the considered [varied] path, chosen in correspondence of the integral on the left. It is now possible to see that the value of this integral taken equally on both paths does not vanish since, if one proceeds in the above described way, the normal plane at s_1 at its intersection with the next path is again a normal plane and in the end it is not necessary a return on the same curve again at the same point s_1 ; only the point reached after a time $t_2 - t_1$ will be found at a finite not indefinitely increasing distance from s_1 , hence

$$\int_{t_1}^{t_2} \frac{mc^2}{2} dt \quad \text{and} \quad \int_{\tau_1}^{\tau_2} \frac{mc^2}{2} dt$$

now differ by finite amounts and the more the ratio

are taken into account: but in a later letter to Clausius, who strongly criticized his lack of consideration of external forces, Boltzmann admits that he has not considered external forces, see p.165, and does not refer to his comments above. See also comment at p.139.

$$\frac{\int_{t_1}^{t_2} \frac{mc^2}{2} dt}{\int_{\tau_1}^{\tau_2} \frac{mc^2}{2} dt}$$

is close to unity the more its logarithm is close to zero¹⁸; the more $t_2 - t_1$ increases the more both integrals increase, and also more exactly the average kinetic energy takes up its value; subdivide then both domains of the integrals $\int \int \frac{\delta Q}{T} dk$, so that one of the integrals differs from the other by a quantity in general finite, thus the ratio and therefore the logarithm does not change although it is varied by infinitely many increments.

*This argument, together with the mathematical precision of the statement, is not correct in the case in which the paths do not close in a finite time, unless they could be considered closed in an infinite time [italics added in the translation, p.30].*¹⁹

[Having completed the very important discussion, which Clausius may have overlooked, see Sec.(6.7), on the necessity of periodicity of the motion, Boltzmann returns to the conceptual analysis of the results.]

It is easily seen that our conclusion on the meaning of the quantities that intervene here is totally independent from the theory of heat, and therefore the second fundamental theorem is related to a theorem of pure mechanics to which it corresponds just as the “vis viva” principle corresponds to the first principle; and, as it immediately follows from our considerations, it is related to the least action principle, in form somewhat generalized about as follows:

“If a system of point masses under the influence of forces, for which the principle of the “vis viva” holds, performs some motion, and if then all points undergo an infinitesimal variation of the kinetic energy and are constrained to move on a path infinitely close to the precedent, then $\delta \sum \frac{m}{2} \int c ds$ equals the total variation of the kinetic energy multiplied by half the time interval during which the motion develops, when the sum of the product of the displacements of the points times their speeds and the cosine of the angles on each of the elements are equal, for instance the points of the new elements are on the normal of the old paths”.

This proposition gives, for the kinetic energy transferred and if the variation of the limits of integration vanishes, the least action principle in the usual form.

It is also possible to interpret the problem differently; if the second theorem is already considered sufficiently founded because of experiment credit or other, as done by Zeuner [Zeuner G.,[204]], in his new monograph on the mechanical theory of heat, and temperature is defined as the integrating divisor of the differential quantity dQ , then the derivation exposed here implies that the reciprocal of the value of the average kinetic energy is the integrating

¹⁸ The role of this particular remark is not really clear (to me).

¹⁹ *i.e.* the distance between the points corresponding to s'_2 and s_2 remains small forever: in other words, we would say, if no Lyapunov exponent is positive, *i.e.* the motion is not chaotic.

factor of δQ , hence temperature equals the product of this average kinetic energy time an arbitrary function of entropy. Such entirely arbitrary function must be fixed in a way similar to what done in the quoted case: it is then clear that it will never be possible to separate the meaning of temperature from the second theorem.

Finally I will dedicate some attention to the applicability of Eq.(24) to the determination of the heat capacity.

Differentiation of the equality $T = \frac{\int_{t_1}^{t_2} \frac{m c^2}{2} dt}{t_2 - t_1}$ leads to

$$\delta T = \frac{\delta \int_{t_1}^{t_2} \frac{m c^2}{2} dt}{t_2 - t_1} - \frac{\int_{t_1}^{t_2} \frac{m c^2}{2} dt}{t_2 - t_1} \cdot \frac{\delta (t_2 - t_1)}{t_2 - t_1};$$

and we shall look for the heat δH spent to increase temperature by δT of all atoms

$$\delta H = \sum \frac{\delta \int_{t_1}^{t_2} \frac{m c^2}{2} dt}{t_2 - t_1} - \sum \frac{\int_{t_1}^{t_2} \frac{m c^2}{2} dt}{t_2 - t_1} \cdot \frac{\delta (t_2 - t_1)}{t_2 - t_1};$$

and combining with Eq.(24) it is found

$$\delta Q = 2 \delta H + 2 \sum \frac{\int_{t_1}^{t_2} \frac{m c^2}{2} dt}{t_2 - t_1} \cdot \frac{\delta (t_2 - t_1)}{t_2 - t_1};$$

and the work performed, both internal and external²⁰

$$\begin{aligned} \delta L &= \delta H + 2 \sum \frac{\int_{t_1}^{t_2} \frac{m c^2}{2} dt}{t_2 - t_1} \cdot \frac{\delta (t_2 - t_1)}{t_2 - t_1} \\ &= \sum \frac{\delta \int_{t_1}^{t_2} \frac{m c^2}{2} dt}{t_2 - t_1} + \sum \frac{\int_{t_1}^{t_2} \frac{m c^2}{2} dt}{t_2 - t_1} \cdot \frac{\delta (t_2 - t_1)}{t_2 - t_1} \end{aligned} \quad (25a)$$

and the quantity

$$\delta Z = \int \frac{\delta L}{T} dh = \sum \frac{\delta \int_{t_1}^{t_2} \frac{m c^2}{2} dt}{\int_{t_1}^{t_2} \frac{m c^2}{2} dt} + \sum \frac{\delta (t_2 - t_1)}{t_2 - t_1};$$

called by Clausius “disgregation” integral²¹ has therefore the value

$$Z = \sum \log \int_{t_1}^{t_2} \frac{m c^2}{2} dt + \sum \log(t_2 - t_1) + C. \quad (25b)$$

In the case when $t_2 - t_1$, which we can call period of an atom, does not change it is: $\delta(t_2 - t_1) = 0$, $\delta Q = 2\delta H$, $\delta L = \delta H$; *i.e.* the heat transferred is divided in two parts, one for the heating and the other as work spent.

²⁰ See the Clausius' paper where this point is clearer; see also the final comment.

²¹ It is the free energy

Suppose now that the body has everywhere absolutely the same temperature and also that it is increased remaining identical everywhere, thus $\frac{\int_{t_1}^{t_2} \frac{mc^2}{2} dt}{t_2 - t_1}$ and $\delta \frac{\int_{t_1}^{t_2} \frac{mc^2}{2} dt}{t_2 - t_1}$ are equal for all atoms and the heat capacity γ is expressed by $\frac{\delta Q}{p\delta T}$, if heat and temperature are expressed in units of work and p is the weight of the body:

$$\gamma = \frac{\delta Q}{p\delta T} = \frac{2\delta \int_{t_1}^{T_2} \frac{mc^2}{2} dt}{\frac{p}{N} \left[\delta \int_{t_1}^{T_2} \frac{mc^2}{2} dt - \frac{\int_{t_1}^{t_2} \frac{mc^2}{2} dt}{t_2 - t_1} \cdot \frac{\delta(t_2 - t_1)}{t_2 - t_1} \right]}$$

where N is the number of atoms of the body and, if a is the atomic number or, in composed bodies, the total molecular weight and n the number of molecules in the atom, it will be $\frac{p}{N} = \frac{a}{n}$. In the case $\delta(t_2 - t_1) = 0$ it will also be $\frac{a\gamma}{n} = 2$.²² Therefore the product of the specific heat and the atomic weight is twice that of a gas at constant volume, which is = 1. This law has been experimentally established by Masson for solids (see the published paper “*Sur la correlation ...*”, Ann. de. Chim., Sec. III, vol. **53**), [205]; it also implies the isochrony of the atoms vibrations in solids; however it is possibly a more complex question and perhaps I shall come back another time on the analysis of this formula for solids; in any event we begin to see in all the principles considered here a basis for the validity of the Dulong-Petit’s and Neumann’s laws.

6.2 Collision analysis and equipartition

Translation and comments of: L. Boltzmann, *Studien über das Gleichgewicht der lebendigen Kraft zwischen bewegten materiellen Punkten*, Wien. Ber., **58**, 517–560, 1868, Wissenschaftliche Abhandlungen, ed. F. Hasenöhrl, **1**, #5, (1868), [43].

All principles of analytic mechanics developed so far are limited to the transformation of a system of point masses from a state to another, according to the evolution laws of position and velocity when they are left unperturbed in motion for a long time and are concerned, with rare exceptions, with theorems of the ideal, or almost ideal, gas. This might be the main reason why the theorems of the mechanical theory of heat which deal with the motions so far considered are so uncorrelated and defective. In the following I shall treat several similar examples and finally I shall establish a general theorem on the probability that the considered point masses occupy distinct locations and velocities.

I. The case of an infinite number of point masses

²² The hypothesis $\delta(t_2 - t_1)$ looks “more reasonable” in the case of solid bodies in which atoms can be imagined bounded to periodic orbits around the points of a regular lattice.

Suppose we have an infinite number of elastic spheres of equal mass and size and constrained to keep the center on a plane. A similar more general problem has been solved by Maxwell (Phil. Mag. march 1868); however partly because of the non complete exposition partly also because the exposition of Maxwell in its broad lines is difficult to understand, and because of a typo (in formulae (2) and (21) on the quantities called dV^2 and dV) will make it even more difficult, I shall treat here the problem again from the beginning.

It is by itself clear that in this case every point of the plane is a possibly occupied location of the center of one of the elastic spheres and every direction has equal probability, and only the speeds remain to determine. Let $\varphi(c)dc$ be the sum of the time intervals during which the speed of one of the spheres happens to have a value between c and $c + dc$ divided by such very large time: which is also the probability that c is between c and $c + dc$ and let N be the average number of the spheres whose center is within the unit of surface where the velocities are between c and $c + dc$.

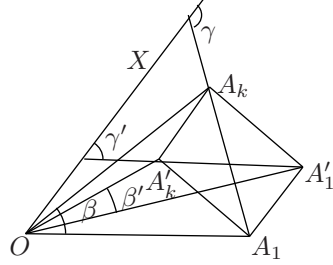


Fig.1

Consider now a sphere, that I call I , with speed c_1 towards OA_1 , Fig.1, represented in size and direction, and let OX the line joining the centers at the impact moment and let β be the angle between the velocities c_1 and c_k , so that the velocities components of the two spheres orthogonal to OX stay unchanged, while the ones parallel to OX will simply be interchanged, as the masses are equal; hence let us determine the velocities before the collision and let A_1A_1' be parallel to OX and let us build the rectangle $A_1A_1'A_kA_k'$; OA_1' and OA_k' be the new velocities and β' their new angle. Consider now the two diagonals of the rectangle A_1A_k and $A_1'A_k'$ which give the relative velocities of the two spheres, g before and g' after the collision, and call γ the angle between the lines A_1A_k and OX , and γ' that between the lines $A_1'A_k'$ and OX ; so it is easily found:

$$\begin{aligned}
 g^2 &= c_1^2 + c_k^2 - 2c_1c_k \sin \gamma \cdot \gamma \sin \beta \\
 c_1'^2 &= c_1^2 \sin^2 \gamma + c_k^2 \cos^2 \gamma - 2c_1c_k \sin \gamma \cos \gamma \sin \beta \\
 c_2'^2 &= c_1^2 \cos^2 \gamma + c_k^2 \sin^2 \gamma + 2c_1c_k \sin \gamma \cos \gamma \sin \beta \\
 \tan \beta' &= \frac{(c_1^2 - c_k^2) \sin \gamma \cos \gamma - c_1c_k(\cos^2 \gamma - \sin^2 \gamma) \sin \beta}{c_1c_k \cos \beta}
 \end{aligned} \tag{1}$$

$$= \frac{\sqrt{c_1'^2 c_k'^2 - c_1^2 c_k^2 \cos^2 \beta}}{c_1 c_k \cos \beta}$$

$$c_1 c_k \cos \beta = c_1' c_k' \cos \beta'; \quad \gamma' = \pi - \gamma.$$

We immediately ask in which domains c_1' and c_k' are, given c_1, c_k . For this purpose

[A long analysis follows about the relation between the area elements $d^2 \mathbf{c}_1 d^2 \mathbf{c}_k$ and the corresponding $d^2 \mathbf{c}_1' d^2 \mathbf{c}_k'$. Collisions occur with an angle, between the collision direction and the line connecting the centers, between β and $\beta + d\beta$ with probability proportional to $\sigma(\beta)d\beta$ where $\sigma(\beta)$ is the cross section (equal to $\sigma(\beta) = \frac{1}{2}r \sin \beta$ in the case, studied here, of disks of radius r). Then the density $f(\mathbf{c})d^2 \mathbf{c}$ must have the property $\varphi(\mathbf{c}_1)f(\mathbf{c}_k)\sigma(\beta)d\beta = \varphi(\mathbf{c}_1')f(\mathbf{c}_k')$ $\sigma(\pi - \beta)d\beta \cdot J$ where J is the ratio $\frac{d^2 \mathbf{c}_1' d^2 \mathbf{c}_k'}{d^2 \mathbf{c}_1 d^2 \mathbf{c}_k}$, if the momentum and kinetic energy conservation relations hold: $\mathbf{c}_1 + \mathbf{c}_k = \mathbf{c}_1' + \mathbf{c}_k'$ and $c_1^2 + c_k^2 = c_1'^2 + c_k'^2$ and if the angle between $\mathbf{c}_1 - \mathbf{c}_k$ and $\mathbf{c}_k' - \mathbf{c}_1'$ is β .

The analysis leads to the conclusion, well known, that $J = 1$ and therefore it must be $f(\mathbf{c}_1)f(\mathbf{c}_k) = f(\mathbf{c}_1')f(\mathbf{c}_k')$ for all four velocities that satisfy the conservation laws of momentum and energy: this implies that $f(\mathbf{c}) = \text{const } e^{-hc^2}$. Boltzmann uses always the directional uniformity supposing $f(\mathbf{c}) = \varphi(c)$ and therefore expresses the probability that the modulus of the velocity is between c and $c+dc$ as $\varphi(c)dc$ and therefore the result is expressed by $\varphi(c) = b c e^{-hc^2}$, with $b = 2h$ a normalization constant (keeping in mind that the 2-dimensional case is considered).

In reality if systematic account was taken of the volume preserving property of canonical transformations (*i.e.* to have Jacobian 1) the strictly algebraic part of evaluating the Jacobian, would save several pages of the paper. It is interesting that Boltzmann had to proceed to rediscover this very special case of a general property of Hamiltonian mechanics.

Having established this result for planar systems of elastic disks (the analysis has been *very* verbose and complicated and B. admits that “Maxwell argument was simpler but he has chosen on purpose a direct approach based on very simple examples”, p.58), Boltzmann considers the 3-dimensional case in which the interaction is more general than elastic collision between rigid spheres, and admits that it is described by a potential $\chi(r)$, with short range. However he says that, since Maxwell has treated completely the problems analogous to the ones just treated in the planar case, he will study a new problem. Namely:

“Along a line OX an elastic ball of mass M is moving attracted by O with a force depending only on the distance. Against it are moving other elastic balls of mass m and their diverse velocities during disordered time intervals dart along the same line, so that if one considers that all flying balls have run towards O long enough on the line OX without interfering with each other,

the number of balls with velocity between c and $c + dc$, which in average are found in the unit length, is a given function of c , *i.e.* $N\varphi(c)dc$.

The potential of the force, which attracts M towards O be $\chi(x)$, hence as long as the motion does not encounter collisions it will be

$$\frac{MC^2}{2} = \chi(x) + A \quad (9)$$

where C is the speed of the ball M and x the distance between its center and O . Through the three quantities x, A and c the kind of collision is fixed. The fraction of time during which the constant A of Eq.(9) will be between A and $A + dA$ be $\Phi(A)dA$. The time during which again x is between the limits x and $x + dx$ behaves as $\frac{dx}{C}$, and we shall call $t(A)$, as it is a function of A , the fraction of time during which the segment dx is run and x grows from its smallest value to its largest. Consider a variation of the above values that is brought about by the collisions, we want to compare the time interval between two collisions with $t(A)$; this time is

$$\frac{\Phi(A)dA dx}{Ct(A)} \dots$$

The discussion continues (still very involved) to determine the balance between collisions that change A, x, C into A', x', C' : it very much resembles Maxwell's treatment in [33][XXVIII, vol.2] and is a precursor of the later development of the Boltzmann's equation, [32][#22], and follows the same path. The analysis will reveal itself very useful to Boltzmann in the 1871 "trilogy" and then in the 1872 paper because it contains all technical details to be put together to obtain the Boltzmann's equation. The result is

$$\varphi(c) = be^{-h \cdot \frac{mc^2}{2}}, \quad \frac{\Phi(A)dA dx}{Ct(A)} = 2Be^{h[\chi(x) - \frac{MC^2}{2}]}$$

with $2B$ a normalization, and it has to be kept in mind that only events on the line OX are considered so that the problem is essentially 1-dimensional.

The 3-dimensional corresponding problem it treated in the rest of Sec.I, subsection 3, and a new related problem is posed and solved in subsections 4 (p.70) and 5 (p.73). There a point mass, named I with mass M , is imagined on the on a line OX attracted by O and a second kind point masses, named II, with mass m , interacting with I via a potential with short range ℓ . It is supposed that the fraction of time the point II has speed between c and $c + dc$ (the problem is again 1-dimensional) is $N\varphi(c)dc$ and that events in which two or more particles II come within ℓ of I can be neglected. The analysis leads to the "same" results of subsections 2 and 3 respectively for the 1 and 3 dimensional cases.]

II. On the equipartition of the "vis viva" for a finite number of point masses (p.80)

In a very large, bounded in every direction, planar region let there be n point masses, of masses m_1, m_2, \dots, m_n and velocity c_1, c_2, \dots, c_n , and between them act arbitrary forces, which *just begin to act at a distance which vanishes compared to their mean distance* [italics added].²³

Naturally all directions in the plane are equally probable for such velocities. But the probability that the velocity of a point be within assigned limits and likewise that the velocity of the others be within other limits, will certainly not be the product of the single probabilities; the others will mainly depend on the value chosen for the velocity of the first point. The velocity of the last point depends from that of the other $n - 1$, because the entire system must have a constant amount of “vis viva”.

I shall identify the fraction of time during which the velocities are so partitioned that c_2 is between c_2 and $c_2 + dc_2$, likewise c_3 is between c_3 and $c_3 + dc_3$ and so on until c_n , with the probability $\varphi_1(c_2, c_3, \dots, c_n) dc_2 dc_3 \dots dc_n$ for this velocity configuration.

The probability that c_1 is between c_1 and $c_1 + dc_1$ and the corresponding velocities different from c_2 are between analogous limits be $\varphi_2(c_1, c_3, \dots, c_n) \cdot dc_1 dc_3 \dots dc_n$, etc..

Furthermore let

$$\frac{m_1 c_1^2}{2} = k_1, \quad \frac{m_2 c_2^2}{2} = k_2, \quad \dots \quad \frac{m_n c_n^2}{2} = k_n$$

be the kinetic energies and let the probability that k_2 is between k_2 and $k_2 + dk_2$, k_3 is between k_3 and $k_3 + dk_3 \dots$ until k_n be $\psi_1(k_2, k_3, \dots, k_n) dk_2 dk_3 \dots dk_n$. And analogously define $\psi_2(k_1, k_3, \dots, k_n) dk_1 dk_3 \dots dk_n$ etc., so that

$$m_2 c_2 \cdot m_3 c_3 \dots m_n c_n \psi_1\left(\frac{m_2 c_2^2}{2}, \frac{m_3 c_3^2}{2}, \dots, \frac{m_n c_n^2}{2}\right) = \varphi_1(c_2, c_3, \dots, c_n) \quad \text{or}$$

$$\varphi_1(c_2, c_3, \dots, c_n) = 2^{\frac{n-1}{2}} \sqrt{m_2 m_3 \dots m_n} \sqrt{k_2 k_3 \dots k_n} \psi_1(k_2, k_3, \dots, k_n)$$

and similarly for the remaining φ and ψ .

Consider a collision involving a pair of points, for instance m_r and m_s , which is such that c_r is between c_r and $c_r + dc_r$, and c_s is between c_s and $c_s + dc_s$. Let the limit values of these quantities after the collision be between c'_r and $c'_r + dc'_r$ and c'_s be between c'_s and $c'_s + dc'_s$.

It is now clear that the equality of the “vis viva” will remain valid always in the same way when many point, alternatively, come into collision and are moved within different limits, as well as the other quantities whose limits then can be remixed, among which there are the velocities of the remaining points. [Here it seems that the constancy of the total kinetic energy is claimed to be clear: which seems strange since at the same time a short range interaction

²³ Often it is stated that Boltzmann does not consider cases in which particles interact: it is here, and in the following, clear that he assumes interaction but he also assumes that the average distance between particles is very large compared to the range of interaction. This is particularly important also in justifying the later combinatorial analysis. See also below.

is now present. The reason behind this assumption seems that, as B. says at the beginning of Sec.II, (p.80), the range of the forces is small compared to the mean interparticle distance.]

The number of points that are between assigned limits of the velocities, which therefore have velocities between c_2 and $c_2 + dc_2 \dots$, are different from those of the preceding problems because instead of the product $\varphi(c_r)dc_r\varphi(c_s)dc_s$ appears the function $\varphi_1(c_2, c_3, \dots, c_n)dc_2 dc_3 \dots dc_n$. This implies that instead of the condition previously found

$$\frac{\varphi(c_r) \cdot \varphi(c_s)}{c_r \cdot c_r} = \frac{\varphi(c'_r) \cdot \varphi(c'_s)}{c'_r \cdot c'_r}$$

the new condition is found:

$$\frac{\varphi_1(c_2, c_3, \dots, c_n)}{c_r \cdot c_r} = \frac{\varphi_1(c_2, \dots, c'_r, \dots, c'_s, \dots, c_n)}{c_r \cdot c_s}$$

The same holds, of course, for $\varphi_2, \varphi_3, \dots$. If the function φ is replaced by ψ it is found, equally,

$$\psi_1(k_2, k_3, \dots, k_n) = \psi_1(k_2, k_3, \dots, k'_r, \dots, k'_s, \dots, k_n), \quad \text{if } k_r + k_s = k'_r + k'_s.$$

Subtract the differential of the first of the above relations $\frac{d\psi_1}{dk_r} dk_r + \frac{d\psi_1}{dk_s} dk_s = \frac{d\psi_1}{dk'_r} dk'_r + \frac{d\psi_1}{dk'_s} dk'_s$ that of the second [$dk_r + dk_s = dk'_r + dk'_s$] multiplied by λ and set equal to zero the coefficient of each differential, so that it is found:

$$\lambda = \frac{d\psi_1}{dk_r} = \frac{d\psi_1}{dk_s} = \frac{d\psi_1}{dk'_r} = \frac{d\psi_1}{dk'_s}.$$

I.e., in general, $\frac{d\psi_1}{dk_2} = \frac{d\psi_1}{dk_3} = \frac{d\psi_1}{dk_4} = \dots = \frac{d\psi_1}{dk_n}$, hence ψ_1 is function of $k_2 + \dots + k_n$. Therefore we shall write $\psi_1(k_2, \dots, k_n)$ in the form $\psi_1(k_2 + k_3 + \dots + k_n)$. We must now find the meaning of the equilibrium about m_1 and the other points. And we shall determine the full ψ_1 .

It is obtained simply with the help of the preceding ψ of which of course the ψ_1 must be a sum. But these are all in reciprocal relations. If in fact the total "vis viva" of the system is $n\kappa$, it is

$$k_1 + k_2 + \dots + k_n = n\kappa$$

It follows that $\psi_1(k_2 + k_3 + \dots + k_n)dk_2 dk_3 \dots dk_n$ can be expressed in the new variables²⁴

$$k_3, k_4, \dots, n\kappa - k_1 - k_3 - \dots - k_n = k_2$$

and it must be for $\psi_2(k_1 + k_3 + \dots + k_n)dk_1 dk_3 \dots dk_n$. Hence $\psi_1(k_2 + k_3 + \dots + k_n)$ can be converted in $\psi_1(n\kappa - k_1)$ and $dk_2 dk_3 \dots dk_n$ in $dk_1 dk_3 \dots dk_n$. Hence also

²⁴ In the formula k_2 and k_1 are interchanged.

$$\psi_1(n\kappa - k_1) = \psi_2(k_1 + k_3 + \dots + k_n) = \psi_2(n\kappa - k_2) = \psi_2(n\kappa - k_2)$$

for all k_1 and k_2 , therefore all the ψ are equal to the same constant h . This is also the probability that in equal time intervals it is k_1 between k_1 and $k_1 + dk_1$, k_2 is between k_2 and $k_2 + dk_2$ etc., thus for a suitable h , it is $h dk_1 dk_2 \dots dk_n$ were again the selected differential element must be absent. Of course this probability that at a given instant $k_1 + k_2 + k_3 + \dots$ differs from $n\kappa$ is immediately zero.

The probability that c_2 is between c_2 and $c_2 + dc_2$, c_3 between c_3 and $c_3 + dc_3 \dots$ is given by

$$\varphi_1(c_2, c_3, \dots, c_n) dc_2 dc_3 \dots dc_n = m_2 m_3 \dots m_n \cdot h \cdot c_2 c_3 \dots c_n dc_2 dc_3 \dots dc_n.$$

Therefore the point c_2 is in an annulus of area $2\pi c_2 dc_2$, the point c_3 in one of area $2\pi c_3 dc_3$ etc., that of c_1 on the boundary of length $2\pi c_1$ of a disk and all points have equal probability of being in such annuli.

Thus we can say: the probability that the point c_2 is inside the area $d\sigma_2$, the point c_3 in $d\sigma_3$ etc., while c_1 is on a line element $d\omega_1$, is proportional to the product

$$\frac{1}{c_1} d\omega_1 d\sigma_2 d\sigma_3 \dots d\sigma_n,$$

if the mentioned locations and velocities, while obeying the principle of conservation of the “vis viva”, are not impossible.

We must now determine the fraction of time during which the “vis viva” of a point is between given limits k_1 and $k_1 + dk_1$, without considering the “vis viva” of the other points. For this purpose subdivide the entire “vis viva” in infinitely small equal parts (p), so that if now we have two point masses, for $n = 2$ the probability that k_1 is in one of the p intervals $[0, \frac{2\kappa}{p}]$, $[\frac{2\kappa}{p}, \frac{4\kappa}{p}]$, $[\frac{4\kappa}{p}, \frac{6\kappa}{p}]$ etc. is equal and the problem is solved.

For $n = 3$ if k_1 is in $[(p-1)\frac{3\kappa}{p}, p\frac{3\kappa}{p}]$, then k_2 and k_3 must be in the interior of the p intervals. If k_1 is in the next to the last interval, i.e. if

$$(p-2)\frac{3\kappa}{p} \leq k_1 \leq (p-1)\frac{3\kappa}{p}$$

two cases are possible

[Here follows the combinatorial calculation of the number of ways to obtain the sum of n multiples p_1, \dots, p_n of a unit ε and $p_1\varepsilon = k_1$ such that $\sum_{i=2}^{n-1} p_i\varepsilon = n\kappa - p_1\varepsilon$, and B . chooses $\varepsilon = \frac{2\kappa}{p}$ with p “infinitely large”: i.e.

$$\sum_{p_2=0}^{n\kappa/\varepsilon-p_1} \sum_{p_3=0}^{n\kappa/\varepsilon-p_1-p_2} \dots \sum_{p_{n-1}=0}^{n\kappa/\varepsilon-p_1-\dots-p_{n-2}} 1$$

the result is obtained by explicitly treating the cases $n = 2$ and $n = 3$ and inferring the general result in the limit in which $\varepsilon \rightarrow 0$.

The ratio between this number and the same sum performed also on p_1 is, fixing $p_1 \in [k_1/\varepsilon, (k_1 + dk_1)/\varepsilon]$,

$$\frac{dk_1 \int_0^{n\kappa - k_1} dk_2 \int_0^{n\kappa - k_1 - k_2} dk_3 \dots \int_0^{n\kappa - k_1 - k_2 - \dots - k_{n-2}} dk_{n-1}}{\int_0^{n\kappa} dk_1 \int_0^{n\kappa - k_1} dk_2 \int_0^{n\kappa - k_1 - k_2} dk_3 \dots \int_0^{n\kappa - k_1 - k_2 - \dots - k_{n-2}} dk_{n-1}} \\ = \frac{(n-1)(n\kappa - k_1)^{n-2} dk_1}{(n\kappa)^{n-1}},$$

This is, however, remarked after the explicit combinatorial analysis of the cases $n = 2$ and $n = 3$ from which the last equality is inferred in general (for $\varepsilon \rightarrow 0$).

Hence the “remark” is in reality a proof simpler than the combinatorial analysis of the number of ways to decompose the total energy as sum of infinitesimal energies. The choice of B . is certainly a sign of his preference for arguments based on a discrete view of physical quantities. And as remarked in [46] this remains, whatever interpretation is given to it, an important analysis of B .

In the successive limit, $n \rightarrow \infty$, the Maxwell’s distribution is obtained.

$$\frac{1}{\kappa} e^{-k_1/\kappa} dk_1$$

concluding the argument.

In the next subsection 7 B . repeats the analysis in the 3-dimensional case obtaining again the Maxwellian distribution for the speed of a single particle in a system of n point masses in a finite container with perfectly elastic walls.

Finally in Sec. III.8 the case is considered in which also an external force acts whose potential energy is χ (not to be confused with the interparticle potential energy, also present and denoted with the same symbol; and which is always considered here as acting instantaneously at the collision instant, as assumed at the beginning of Sec. II).

The Sec. III is concluded as follows]

p.96. As special case from the first theorem it follows, as already remarked in my paper on the mechanical interpretation of the second theorem, that the “vis viva” of an atom in a gas is equal to that of the progressive motion of the molecule.²⁵ The latter demonstration also contains the solution of others that were left incomplete: it tells us that for such velocity distributions the balance of the “vires vivae” is realized in a way that could not take place otherwise.

An exception to this arises when the variables $x_1, y_1, z_1, x_2, \dots, v_n$ are not independent of each other. This can be the case of all systems of points

²⁵ to which the atom belongs

in which the variables have special values, which are constrained by assigned relations that remain unaltered in the motions, but which under perturbations can be destroyed (weak balance of the “vis viva”), for instance when all points and the fixed centers are located on a mathematically exact line or plane.

A stable balance is not possible in this case, when the points of the system are so assigned that the variables for all initial data within a certain period come back to the initial values, without having consequently taken all values compatible with the ‘principle of the “vis viva”’. Therefore such way of achieving balance is always so infinitely more possible that immediately the system ends up in the set of domains discussed above when, for instance, a perturbation acts on a system of points which evolves within a container with elastic walls or, also, on an atom in free motion which collides against elastic walls.²⁶

[Boltzmann is assuming that the potential energy could be given its average value, essentially 0, and be replaced by a constant as a mean field: because he, Sec.II, (p.80), assumes that the range of the forces is small compared to the mean interparticle distance and (tacitly here, but explicitly earlier in subsection 4, p.149) that multiple collisions can be neglected. The fraction of time in which the potential energy is sizable is supposed “by far” too small to affect averages: this is not so in the case of gases consisting of polyatomic molecules as he will discuss in detail in the first paper of the trilogy, [37][#17]. The analysis of the problem in modern terms would remain essentially the same even not neglecting that the total kinetic energy is not constant if the interaction between the particles is not pure hard core: in modern notations it would mean studying (in absence of external forces, for simplicity)

$$\frac{\int \delta(\sum_j \frac{1}{2}mc_j^2 + \sum_{i,j} \chi(x_i - x_j) - Nu)d^{3N-1}\mathbf{c}d^{3N}\mathbf{x}}{\int \delta(\sum_j \frac{1}{2}mc_j^2 + \sum_{i,j} \chi(x_i - x_j) - Nu)d^{3N}\mathbf{c}d^{3N}\mathbf{x}}$$

where u is the specific total energy, if the pair interaction is short range and stable (in the sense of existence of a constant B such that for all N it is $\sum_{i,j}^N \chi(x_i - x_j) > -BN$) and the integral in the numerator is over all velocity components but one: the analysis would then be easily reduced to the case treated here by B .

In [46] the question is raised on whether Boltzmann would have discovered the Bose-Einstein distribution before Planck referring to the way he employs the discrete approach to compute the number of ways to distribute kinetic energy among the various particles, after fixing the value of that of one particle, in [43][#5,p.84,85]. This is an interesting and argued view, however Boltzmann considered here the discrete view a “fiction”, see also [40][#42,p.167] and Sec.(6.12) below, and the way the computation is done

²⁶ NoA: This last paragraph seems to refer to lack of equipartition in cases in which the system admits constants of motion due to symmetries that are not generic and therefore are destroyed by “any” perturbation.

would not distinguish whether particles were considered distinguishable or not: the limiting case of interest would be the same in both cases (while it would be quite different if the continuum limit was not taken, leading to a Bose-Einstein like distribution). This may have prevented him to be led to the extreme consequence of considering the difference physically significant and to compare the predictions with those that follow in the continuum limit with the distribution found with distinguishable particles, discussed later in [40], see below Sec.(6.12) and also [5][Sec.(2.2),(2.6)].

6.3 Dense orbits: an example

Comments on: L. Boltzmann, *Lösung eines mechanischen Problems*, Wissenschaftliche Abhandlungen, ed. F. Hasenöhr, **1**, #6, 97–105, (1868), [47].

The aim of this example is to exhibit a simple case in which the difficult problem of computing the probability of finding a point mass occupying a given position with given velocity.

Here B. presents an example where the ideas of the previous work, Sec.(6.2), can be followed via exact calculations. A point mass [mass = 1] subject to a central gravitational force but with a centrifugal barrier augmented by a potential $+\frac{\beta}{2R^2}$ and which is reflected by an obstacle consisting in a straight line, e.g. $x = \gamma > 0$.

The discussion is an interesting example of a problem in ergodic theory for a two variables map. Angular momentum a is conserved between collisions and there motion is explicitly reducible to an elementary quadrature which yields a function (here $r \equiv R$ and A is a constant of motion equal to twice the total energy, constant because collisions with the line are supposed elastic):

$$F(r, a, A) \stackrel{def}{=} \frac{a}{\sqrt{a^2 + \beta}} \arccos\left(\frac{\frac{2(a+\beta)}{r} - \alpha}{\sqrt{a^2 + 4A(a^2 + \beta)}}\right)$$

such that the polar angle at time t is $\varphi(t) - \varphi(0) = F(r(t), a_0, A) - F(r(0), a_0, A)$. Let $\varepsilon_0 \stackrel{def}{=} \varphi(0) - F(r(0), a_0, A)$, then if φ_0, a_0 are the initial polar angle and the angular momentum of a motion that comes out of a collision at time 0 then $r(0) \cos \varphi_0 = \gamma$ and $\varphi(t) - \varepsilon_0 = F(r(t), a_0, A)$ until the next collision. Which will take place when $\varphi_1 - \varepsilon_0 = F(\frac{\gamma}{\cos \varphi_1}, a_0, A)$ and if a_1 is the outgoing angular momentum from then on $\varphi(t) - \varepsilon_1 = F(r(t), a_1, A)$ with $\varepsilon_1 \stackrel{def}{=} \varphi_1 - F(\frac{\gamma}{\cos \varphi_1}, a_1, A)$.

Everything being explicit B. computes the Jacobian of the just defined map $S : (a_0, \varepsilon_0) \rightarrow (a_1, \varepsilon_1)$ and shows that it is 1 (which is carefully checked without reference to the canonicity of the map). The map is supposed to exist, i.e. that the Poincaré's section defined by the timing event "hit of the fixed line" is transverse to the solution flow (which may be not true, for instance if $A < 0$ and γ is too large). Hence the observations timed at the collisions

has an invariant measure $d\varepsilon da$: if the allowed values of a, ε vary in a bounded set (which certainly happens if $A < 0$) the measure $\frac{d\varepsilon da}{\int d\varepsilon da}$ is an invariant probability measure, i.e. the microcanonical distribution, which can be used to compute averages and frequency of visits to the points of the plane ε, a . The case $\beta = 0$ would be easy but in that case it would also be obvious that there are motions in which ε, a does not roam on a dense set, so it is excluded here.

The interest of B. in the example seems to have been to show that, unless the interaction was very special (e.g. $\beta = 0$) the motion would invade the whole energy surface, in essential agreement with the idea of ergodicity. In reality neither density nor ergodicity is proved. It is likely that the confined motions of this system are quasi periodic unless A has special (dense) values corresponding to "resonant" (i.e. periodic) motions. B. does not make here comments about the possible exceptional ("resonant") values of E ; assuming that he did not even think to such possibilities, it is clear that he would not have been shocked by their appearance: at least for many value of E (i.e. but for a zero measure set of E 's) the system would admit only one invariant measure and that would be the microcanonical one, and this would still have been his point. . The relation between the example and KAM theorem has been made precise in the conjectures in [206][207]: it is now proved as a theorem by Felder, [208]. The, little known, Boltzmann's work has also been noticed in [63].

6.4 Clausius' version of recurrence and periodicity

Translation and comments on Sec.10 of: R. , *Ueber die Zurückführung des zweites Hauptsatzes der mechanischen Wärmetheorie und allgemeine mechanische Prinzipien*, Annalen der Physik, **142**, 433–461, 1871.

Sec.10 deals with the necessity of closed atomic paths in the derivation of the second theorem of thermodynamics from mechanics.

10. So far we considered the simple case of an isolated point moving on a closed path and we shall now consider more complicated cases.

We want to consider a very large number of point masses, interacting by exercising a reciprocal force as well as subject to an external force. It will be supposed that the points behave in a stationary way under the action of such force. Furthermore it will be supposed that the forces have an *ergale*,²⁷ i.e. that the work, performed by all forces upon an infinitesimal displacement be the differential, with sign changed, of a function of all coordinates. If the initial stationary motion is changed into a varied stationary motion, still the forces will have an "ergale" [potential energy], which does not depend only on the changed position of the point, but which also can depend from other factors.

²⁷ i.e. a potential energy.

The latter can be thought, from a mathematical viewpoint, by imagining that the ergale [the potential energy] is a quantity that in every stationary motion is constant, but it has a value that can change from a stationary motion to another.

Furthermore we want to set up an hypothesis which will clarify the following analysis and correlates its contents which concern the motion that we call heat, that the system consists in only one chemical species, and therefore all its atoms are equal, or possibly that it is composed, but every species contains a large number of atoms. It is certainly not necessary that all these atoms are of the same species. If for instance the body is an aggregate of different substances, atoms of a part move as those of the others. Then, after all, we can suppose that every possible motion will take place as one of those followed by the large number of atoms subject to equal forces, proceeding in the same way, so that also the different phases²⁸ of such motions will be realized. What said means that we want to suppose that in our system of point masses certainly we can find among the large number of the same species a large number which goes through the same motion under the action of equal forces and with different phases.

Finally temporarily and for simplicity we shall assume, as already done before, that all points describe closed trajectories, For such points about which we are concerned and which move in the same way we suppose, more in particular, that they go through equal trajectories with equal periods. If the stationary motion is transformed into another, hence on a different trajectory with different period, nevertheless it will still follow a closed trajectories each of which will be the same for a large number of points.²⁹

6.5 Clausius' mechanical proof of the heat theorem

Translation of §13,§14,§15, and comments: R. Clausius, *Ueber die Zurückführung des zweites Hauptsatzes der mechanischen Wärmetheorie und allgemeine mechanische Prinzipien*, Annalen der Physik, **142**, 433–461, 1871.

[The translation is here because I consider several sentences in it interesting to appear within their context: the reader interested to a rapid self contained summary of Clausius' proof is referred to Sec.(1.4) and Sec.(4.1) above.]

13. In the present work we have supposed until now that all points move on closed paths. We now want to set aside also this assumption and concentrate on the hypothesis that the motion is stationary.

²⁸ Here it is imagined that each atom moves on a possible orbit but different atoms have different positions on the orbit, at any given time, which is called its "phase".

²⁹ The assumption differs from the ergodic hypothesis and it can be seen as an assumption that all motions are quasi periodic and that the system is integrable: it is a view that *mutatis mutandis* resisted until recent times both in celestial mechanics, in spite of Poincaré's work, and in turbulence theory as in the first few editions of Landau-Lifschitz' treatise on fluid mechanics, [209].

For motions that do not run over closed trajectories the notion of recurrence is no longer usable in a literal sense, therefore it is necessary to talk about them in another sense. Consider therefore right away motions that have a given component in a given direction, for instance the x direction in our coordinates system. It is then clear that motions go back and forth alternatively, and also for the elongation, speed and return time, as it is proper for stationary motion, the same form of motion is realized. The time interval within which each group of points which behave, approximately, in the same way admits an average value.

Denote with i this time interval, so that without doubt we can consider valid, also for this motion, the Eq.(28), [*i.e. the equality, in average, of the two sides of*]

$$-\sum m \frac{d^2x}{dt^2} \delta x = \sum \frac{m}{2} \delta \left(\frac{dx}{dt} \right)^2 + \sum m \left(\frac{dx}{dt} \right)^2 \delta \log i$$

[*here δx denotes a variation of a quantity x between two infinitely close stationary states*].³⁰ The above equation can also be written for the components y, z , and of course we shall suppose that the motions in the different directions behave in the same way and that, for each group of points, the quantity $\delta \log i$ assumes the same value for the three coordinates.

If then with the three equations so obtained we proceed as above for the Eq. (28),(28b),(28c), we obtain the Eq.(31):³¹

$$\delta L = \sum \frac{m}{2} \delta v^2 + \sum m v^2 \delta \log i$$

14. To proceed further to treat such equations a difficulty arises because the velocity v , as well as the return time interval i , may be different from group to group and both quantities under the sum sign cannot be distinguished without a label. But imagining it the distinction will be possible allowing us to keep the equation in a simpler form.

Hence the different points of the system, acting on each other, interact so that the kinetic energy of a group cannot change unless at the concomitant expenses of another, while always a balance of the kinetic energies of the different points has to be reached, before the new state can be stationary. We want to suppose, for the motion that we call heat, that a balance is established between the kinetic energies of the different points and a relation is established, by which each intervening variation reestablishes the kinetic energy balance. Therefore the average kinetic energy of each point can be written as mcT , where m is the mass of the points and c another constant for each point, while T denotes a variable quantity equal for all points.

Inserting this in place of $\frac{m}{2}v^2$ the preceding equation becomes:

³⁰ In Clausius $\delta x = x'(i'\varphi) - x(i\varphi)$, $t' = i'\varphi$ and $t = i\varphi$ is defined much more clearly than in Boltzmann, through the notion of *phase* $\varphi \in [0, 1]$ assigned to a trajectory, and calculations are performed up to infinitesimals of order higher than δx and $\delta i = (i' - i)$.

³¹ δL is the work in the process. It seems that here the integration of both sides is missing, or better the sign of average over v^2 , which instead is present in the successive Eq.(32).

$$\delta L = \sum m c \delta T + \sum 2m c T \delta \log i \quad (32)$$

Here the quantity T can become a common factor of the second sum. We can, instead, leave the factor δT inside the first sum. We get

$$\begin{aligned} \delta L &= \sum m c \delta T + T \sum 2m c \delta \log i \\ &= T \left(\sum m c \frac{\delta T}{T} + \sum 2m c \delta \log i \right) \\ &= T \left(\sum m c \delta \log T + \sum 2m c \delta \log i \right) \end{aligned} \quad (33)$$

or, merging into one both sums and extracting the symbol of variation

$$T \delta \sum (m c \log T + 2 \log i)$$

from which we finally can write

$$\delta L = T \delta \sum m c \log(T i^2) \quad (34)$$

15. The last equation entirely agrees, intending for T the absolute temperature, with Eq.(1) for the heat

$$dL = \frac{T}{A} dZ$$

making clear its foundation on mechanical principles. The quantity denoted Z represents the *disgregation* [free energy] of the body which after this is represented as

$$A \sum m c \log T i^2$$

And it is easy also to check its agreement with another equation of the mechanical theory of heat.

Imagine that our system of moving point masses has a kinetic energy which changes because of a temporary action of a force and returns to the initial value. In this way the kinetic energy so communicated in part increments the kinetic energy content and in part it performs mechanical work.

If δq is the communicated average kinetic energy and h is the kinetic energy available in the system, it will be possible to write:

$$\delta q = \delta h + \delta L = \delta \sum m c T + \delta L = \sum m c \delta T + \delta L$$

and assigning to δL its value Eq.(33), it is found

$$\begin{aligned} \delta q &= \sum 2m c \delta T + T \sum 2m c \delta \log i \\ &= T \left(\sum 2m c \delta \log T + \sum 2m c \delta \log i \right) = T \sum 2m c \log(T i) \end{aligned}$$

i.e. also

$$\delta q = T \delta \sum 2 m c \log(T i) \quad (35)$$

This equation appears as the E.(59) of my 1865 paper [23]. Multiply, in fact, both sides of the preceding equation by A (the caloric equivalent of the work) and interpret the product $A\delta q$ as the variation of the kinetic energy spent to increment the quantity of heat transferred and let it be δQ , defining the quantity S by

$$S = A \sum 2 m c \log(T i) \quad (36)$$

so the equation becomes

$$\delta Q = T \delta S \quad (37)$$

where the quantity S introduced here is the one I called *entropy*.

In the last equation the signs of variation can be replaced by signs of differentiation because both are auxiliary to the argument (the variation between a stationary motion transient to another) and the distinction between such two symbols will not be any longer necessary because the first will no longer intervene. Dividing again the equation by T , we get

$$\frac{dQ}{T} = dS$$

Imagine to integrate this relation over a cyclic process, and remark that at the end S comes back to the initial value, so we can establish:

$$\int \frac{dQ}{T} = 0 \quad (38)$$

This is the equation that I discovered for the first time as an expression of the second theorem of the mechanical theory of heat for reversible cyclic processes.³² At the time I set as foundation *that heat alone cannot be transferred from a colder to a warmer body*. Later³³ I derived the same equation in a very different way, *i.e.* based on the preceding law *that the work that the heat of a body can perform in a transformation is proportional to the absolute temperature and does not depend on its composition*. I treated, in this way, the fact that in other way it can be proved the equation as a key consequence of each law. The present argument tells us, as well, that each of these laws and with them the second theorem of the mechanical theory of heat can be reduced to general principles of mechanics.

³² NoA: Pogg. Ann. **93**, 481, 1854, and Abhandlungen über die mechanische Wärmetheorie, **I**, 127, [210][p.460]

³³ NoA: “Ueber die Anwendung des Satzes von der Aequivalenz der Verwandlungen auf die innere Arbeit”, Pogg. Ann. **116**, 73–112, 1862, and Abhandlungen über die mechanische Wärmetheorie, **I**, 242–279, [211].

6.6 Priority discussion of Boltzmann (vs. Clausius)

Partial translation and comments: L. Boltzmann, *Zur prioritat der auffindung der beziehung zwischen dem zweiten hauptsatze der mechanischen warmetheorie und dem prinzip der keinsten wirkung*, Pogg. Ann. **143**, 211–230, 1871, [35], and *Wissenschaftliche Abhandlungen*, ed. F. Hasenohrl, **1**, #17 p. 228–236

Hrn. Clausius presented, at the meeting of 7 Nov. 1870 of the “Nieder-rheinischen Gesellschaft fur Natur und Heilkunde vorgetragenen” and in Pogg. Ann. 142, S. 433, [36], a work where it is proved that the second fundamental theorem of the mechanical theory of heat follows from the principle of least action and that the corresponding arguments are identical to the ones implying the principle of least action. I have already treated the same question in a publication of the Wien Academy of Sciences of 8 Feb. 1866, printed in the volume 53 with the title *On the mechanical meaning of the second fundamental theorem of the theory of heat*, [29][#2] and Sec.(6.6) below; and I believe I can assert that the fourth Section of my paper published four years earlier is, in large part, identical to the quoted publication of Hr. Clausius. Apparently, therefore, my work is entirely ignored, as well as the relevant part of a previous work by Loschmidt. It is possible to translate the notations of Hr. Clausius into mine, and via some very simple transformation make the formulae identical. I claim, to make a short statement, that given the identity of the subject nothing else is possible but some agreement. To prove the claim I shall follow here, conveniently, the fourth section of my work of 8 Feb. 1866, of which only the four formulae Eq.(23a),(24a),(25a) and (25b), must be kept in mind.³⁴

6.7 Priority discussion: Clausius' reply

Translation and comments: R. Clausius *Bemerkungen zu der prioritatreclamation des Hrn. Boltzmann*, Pogg. Ann. **144**, 265–274, 1871.

In the sixth issue of this Ann., p. 211, Hr. Boltzmann claims to have already in his 1866 paper reduced the second main theorem of the mechanical theory of heat to the general principles of mechanics, as I have discussed in a short publication. This shows very correctly that I completely missed to remark his paper, therefore I can now make clear that in 1866 I changed twice home and way of life, therefore naturally my attention and my action, totally involuntarily, have been slowed and made impossible for me to follow regularly the literature. I regret overlooking this all the more because I have subsequently missed the central point of the relevant paper.

³⁴ Clausius answer, see Sec.(6.7) below, was to apologize for having been unaware of Boltzmann's work but rightly pointed out that Boltzmann's formulae became equal to his own after a suitable interpretation, absent from the work of Boltzmann; furthermore his version was more general than his: certainly, for instance, his analysis takes into account the action of external forces. As discussed, the latter is by no means a minor remark: it makes Clausius and Boltzmann results deeply different. See also p.139 and p.165

It is plain that, in all point in which his work overlaps mine, the priority is implicit and it remains only to check the points that agree.

In this respect I immediately admit that his expressions about disgregation [*free energy*] and of entropy overlap with mine on two points, about which we shall definitely account in the following; but his mechanical equations, on which such expressions are derived are not identical to mine, of which they rather are a special case.

We can preliminarily limit the discussion to the simplest form of the equations, which govern the motion of a single point moving periodically on a closed path.

Let m be the mass of the point and let i its period, also let its coordinates at time t be x, y, z , and the acting force components be X, Y, Z and v its velocity. The latter quantities as well as other quantities derived from them, vary with the motion, and we want to denote their average value by over lining them. Furthermore we think that near the initially considered motion there is another one periodic and infinitely little different, which follows a different path under a different force. Then the difference between a quantity relative to the first motion and the one relative to the varied motion will be called "variation of the quantity", and it will be denoted via the symbol δ . And my equation is written as:

$$\overline{X \delta x + Y \delta y + Z \delta Z} = \frac{m}{2} \overline{\delta v^2} + m \overline{v^2} \delta \log i \quad (I)$$

or, if the force acting on the point admits and ergale [*potential*], that we denote U , for the initial motion,³⁵

$$\delta \overline{U} = \frac{m}{2} \overline{\delta v^2} + m \overline{v^2} \delta \log i \quad (Ia)$$

Boltzmann now asserts that these equations are identical to the equation that in his work is Eq.(22), if elaborated with the help of the equation denoted (23a). Still thinking to a point mass moving on a closed path and suppose that it is modified in another for which the point has a kinetic energy infinitely little different from the quantity ε , then Boltzmann's equation, after its translation into my notations, is

$$\frac{m}{2} \overline{\delta v^2} = \varepsilon + \overline{X \delta x + Y \delta y + Z \delta Z} \quad (1)$$

and thanks to the mentioned equation becomes:

$$\varepsilon = \frac{\delta i}{i} m \overline{v^2} + m \delta \overline{v^2} \quad (2)$$

³⁵ For Clausius' notation used here see Sec.(1.4). Here an error seems present because the (I) implies that in the following (Ia) there should be $\overline{\delta U}$: but it is easy to see, given the accurate definition of variation by Clausius, see Eq.(1.4.2) for details, that the following (Ia) is correct because $\overline{\delta U} = \delta \overline{U}$. In reality the averages of the variations are quantities not too interesting physically because they depend on the way followed to establish the correspondence between the points of the initial curve and the points of its variation, and an important point of Clausius's paper is that it established a notion of variation that implies that the averages of the variations, in general of little interest because quite arbitrary, coincide with the variations of the averages.

The first of these Boltzmann's equations will be identical to my Eq.(I), if the value assigned to ε can be that of my equation.³⁶

I cannot agree on this for two reasons.

The first is related to a fact, that already Boltzmann casually mentions, as it seems to me, to leave it aside afterwards. In his equations both quantities $\overline{\delta v^2}$ and $\delta \overline{v^2}$ (*i.e.* the average value of the variation δv^2 and the variation of the average value of v^2) are fundamentally different from each other, and therefore it happens that his and my equations cannot be confronted.³⁷ Hence I have dedicated, in my research, extreme care to avoid leaving variations vaguely defined. And I use a special treatment of the variations by means of the notion of *phase*. This method has the consequence that for every varied quantity the average of the variation is the variation of the average, so that the equations are significantly simple and useful. Therefore I believe that the introduction of such special variations is essential for the subsequent researches, and do not concern a point of minor importance.

If now my variations are inserted in Boltzmann's Eq.(1) the following is deduced:

$$\frac{m}{2} \delta \overline{v^2} = \varepsilon + \overline{X \delta x + Y \delta y + Z \delta Z} \quad (1a)$$

and if next we suppose that the force acting on the point has an ergale [*potential*], which we denote U , the equation becomes $\frac{m}{2} \delta \overline{v^2} = \varepsilon - \delta \overline{U}$, alternatively written as

$$\varepsilon = \frac{m}{2} \delta \overline{v^2} + \delta \overline{U}. \quad (1b)$$

If the value of ε is inserted in Eq.(2) my Eq.(I),(1a) follow. In spite of the changes in Eq.(1a) and (1b) Boltzmann's equations so obtained are not identical to mine for a second and very relevant reason.

I.e. it is easy to recognize that both Boltzmannian equations and Eq.(1) and (2) hold under certain limiting conditions, which are not necessary for the validity of mine. To make this really evident, we shall instead present the Boltzmannian equations as the most general equations, not subject to any condition. Therefore we shall suppose more conveniently that they take the form taken when the force acting on the point has an ergale [*potential*].

Select, in some way, on the initial trajectory a point as initial point of the motion, which starts at time t_1 as in Boltzmann, and denote the corresponding values of v and U with v_1 and U_1 . Then during the entire motion the equation

$$\frac{m}{2} v^2 + U = \frac{m}{2} v_1^2 + U_1 \quad (3)$$

³⁶ *I.e.* to obtain the identity, as Clausius remarks later, it is necessary that $\delta \overline{U} = \varepsilon - \frac{m}{2} \delta \overline{v^2}$ which is obtained if ε is interpreted as conservation of the total average energy, as in fact Boltzmann uses ε after his Eq.(23a): *but* instead in Boltzmann ε is introduced, and used first, as variation of the average kinetic energy. The problem is, as remarked in Sec.(6.1) that in Boltzmann ε does not seem clearly defined.

³⁷ Indeed if in (1) ε is interpreted as what it should really be according to what follows in Boltzmann, *i.e.* $\varepsilon = (\delta(\overline{U} + \overline{K}))$ Eq.(I) becomes a trivial identity while Eq.(1a) is non trivial. However it has to be kept in mind that Eq.(I) is not correct!

will hold; thus, likewise, we can set for the average values:

$$\frac{m\overline{v^2}}{2} + \overline{U} = \frac{m}{2}v_1^2 + \overline{U}_1 \quad (4)$$

About the varied motion suppose that it starts from another point, with another initial velocity and takes place under the action of other forces. Hence we shall suppose that the latter have an ergale $U + \mu V$, where V is some function of the coordinates and μ an infinitesimal constant factor. Consider now again the two specified on the initial trajectory and on the varied one, so instead of v^2 we shall have in the varied motion the value $v^2 + \delta v^2$ and instead of U the value $U + \delta U + \mu(V + \delta V)$; therefore, since $\mu \delta V$ is a second order infinitesimal, this can be written $U + \delta U + \mu V$. Hence for the varied motion Eq.(3) becomes:

$$\frac{m}{2}v^2 + \frac{m}{2}\delta v^2 + U + \delta U + \mu V = \frac{m}{2}v_1^2 + \frac{m}{2}\delta v_1^2 + U_1 + \delta U_1 + \mu V_1 \quad (5)$$

so that my calculation of the variation leads to the equation:

$$\frac{m\overline{v^2}}{2} + \frac{m}{2}\delta\overline{v^2} + \overline{U} + \delta\overline{U} + \mu\overline{V} = \frac{m}{2}v_1^2 + \frac{m}{2}\delta v_1^2 + U_1 + \delta U_1 + \mu V_1 \quad (5)$$

Combining the last equation with the Eq.(4) it finally follows

$$\frac{m}{2}\delta v_1^2 + \delta U_1 + \mu(V_1 - \overline{V}) = \frac{m}{2}\delta\overline{v^2} + \delta\overline{U}. \quad (7)$$

This the equation that in a more general treatment should be in place of the different Boltzmannian Eq.(1b). Thus instead of the Boltzmannian Eq.(2) the following is obtained

$$\frac{m}{2}\delta v_1^2 + \delta U_1 + \mu(V_1 - \overline{V}) = \frac{\delta i}{i}m\overline{v^2} + m\delta\overline{v^2}. \quad (8)$$

As we see, since such new equations are different from the Boltzmannian ones, we must treat more closely the incorrect quantity ε . As indicated by the found infinitesimal variation of the "vis viva", due to the variation of the motion, it is clear that in the variation ε of the "vis viva" at the initial time one must understand, and hence set:

$$\varepsilon = \frac{m}{2}\delta v_1^2.$$

Hence the Boltzmannian equations of the three terms, that are to the left in Eq.(7) and (8), should only contain the first.

Hr. Boltzmann, whose equations incompleteness I have, in my view, briefly illustrated, pretends a wider meaning for ε in his reply, containing at the same time the "vis viva" of the motion and the work, and consequently one could set

$$\varepsilon = \frac{m}{2}\delta v_1^2 + \delta U_1.$$

But I cannot find that this is said anywhere, because in the mentioned places where the work can be read it seems to me that there is a gain that exchanges the “vis viva” with another property of the motion that can transform it into work, which is not in any way understandable, and from this it does not follow that the varied original trajectory could be so transformed that it has no point in common with it and, also, in the transformation the points moved from one trajectory to the other could be moved without spending work.

Hence if one wishes to keep the pretension that the mentioned meaning of ε , then always two of the three terms appearing in Eq.(7) and (8) are obtained, *the third of them, i.e. $\mu(V_1 - \bar{V})$ no doubt is missing in his equations.*

On this point he writes: “The term $\mu(\bar{V} - V_1)$ is really missing in my equations, because I have not explicitly mentioned the possibility of the variation of the ergale. Certainly all my equations are so written that they remain correct also in this case. The advantage, about the possibility of considering some small variation of the ergale and therefore to have at hand the second independent variable in the infinitesimal δU exists and from now on it will not be neglected...”. [36][p.271].

I must strongly disagree with the remark in the preceding reply, that all his equations are written so that also in the case in which the ergale varies still remain valid. The above introduced Eq.(1) and (2), even if the quantity ε that appears there receives the extended meaning $\frac{m}{2}\delta v_1^2 + \delta U_1$, are again false in the case in which by the variation of the motion of a point the ergale so changes that the term $\mu(\bar{V}_1 - V)$ has an intrinsic value. [see p.139.]

It cannot be said that my Eq.(I) is *implicitly* contained in the Boltzmannian work, but the relevant equations of his work represent, also for what concerns my method of realizing the variations, only a special case of my equations.

Because I must remark that the development of the treatment of the case in which the ergale so changes is not almost unessential, but for researches of this type it is even necessary.

It is in fact possible to consider a body as an aggregate of very many point masses that are under the influence of external and internal forces. The internal forces have an ergale, depending only on the points positions, but in general it stays unchanged in all states of the body; on the contrary this does not hold for the external forces. If for instance the body is subject to a normal pressure p and later its volume v changes by dv , then the external work $p dv$ will be performed. This term, when p is varied independently of v , is not an exact differential and the work of the external force cannot, consequently, be representable as the differential of an ergale. The behavior of this force can be so represented. For each given state of the body in which its components are in a state of stationary type it is possible to assign an ergale also to the external forces which, however, does not stay unchanged, unlike that of the

internal forces, but it can undergo variations while the body evolved into another state, independent of the change of position of the points.

Keep now in mind the equations posed in the thermology of the changes of state to build their mechanical treatment, which have to be reconsidered to adapt them to the case in which the ergale changes.

I can say that I looked with particular care such generalizations. Hence it would not be appropriate to treat fully the problem, but I obtained in my mechanical equations the above mentioned term $\mu(V_1 - \bar{V})$, for which the corresponding term cannot be found in the mechanical equations. I must now discuss the grounds for this difference and under which conditions such term could vanish. I find that this will be obtained if the ergale variation is not instantaneous happening at a given moment, but gradual and uniform while an entire cycle takes place, and at the same time I claim that the same result is obtained if it is supposed that we do not deal with a single moving point but with *very large numbers of equal points*, all moving in the same way but with different phases, so that at every moment the phases are uniformly distributed and this suffices for each quantity to be evaluated at a point where it assumes a different value thus generating the average value. The latter case arises in the theory of heat, in which the motions, that we call heat, are of a type in which the quantities that are accessible to our senses are generated by many equal points in the same way, Hence the preceding difficulty is solved, but I want to stress that such solution appears well simpler when it is found than when it is searched.

The circumstance that for the motions that we call heat those terms disappear from the averages had as a result that Boltzmann could obtain for the disgregation[*free energy*] and the entropy, from his more restricted analysis, results similar to those that I obtained with a more general analysis; but it will be admitted that the real and complete foundation of this solution can only come from the more general treatment.

The validity condition of the result, which remains hidden in the more restricted analyses, will also be evident.

In every case B. restricts attention to motions that take place along closed trajectories. Here we shall consider motions on non closed curves, hence it now becomes necessary a special argument.³⁸

Here too I undertook another way with respect to Boltzmann, and this is the first of the two points mentioned above, in which Boltzmann's result on disgregation and entropy differ. In his method taking into account of time is of the type that I called *characteristic time of the period of a motion*, essentially different. The second point of difference is found in the way in which we

³⁸ The case of motions taking place on non closed trajectories is, *however*, treated by Boltzmann, as underlined in p.143 of Sec.(6.1), quite convincingly.

defined temperature. The special role of these differences should be followed here in detail, but I stop here hoping to come back to it elsewhere.³⁹

Finally it will not be superfluous to remark that in another of my published works the theorem whereby in every stationary motion *the average “vis viva” equals the virial* remains entirely outside of the priority question treated here. This theorem, as far as I know, has not been formulated by anyone before me.

6.8 On the ergodic hypothesis (Trilogy: #1)

Partial translation and comments: L. Boltzmann, a *Über das Wärmegleichgewicht zwischen mehratomigen Gasmolekülen*, 1871, in *Wissenschaftliche Abhandlungen*, ed. F. Hasenöhr, **1**, #18, 237-258, [37].

[*This work is remarkable particularly for its Sec.II where the Maxwell’s distribution is derived as a consequence of the of the assumption that, because of the collisions with other molecules, the atoms of the molecule visit all points of the molecule phase space. It is concluded that the distribution of the atoms inside a molecule is a function of the molecule energy. So the distribution of the coordinates of the body will depend on the total energy (just kinetic as the distance between the particles in very large compared with the interaction range). The question of uniqueness of the microcanonical distribution is explicitly raised as a problem. Strictly speaking the results do not depend on the ergodic hypothesis. The relation of the “Trilogy” papers with Einstein’s statistical mechanics is discussed in [212].*]

According to the mechanical theory of heat every molecule of gas while in motion does not experience, by far for most of the time, any collision; and its baricenter proceeds with uniform rectilinear motion through space. When two molecules get very close, they interact via certain forces, so that the motion of each feels the influence of the other.

The different molecules of the gas take over all possible configurations⁴⁰ and it is clear that it is of the utmost importance to know the probability of the different states of motion.

We want to compute the average kinetic energy, the average potential energy, the mean free path of a molecule &tc. and, furthermore, also the probability of each of their values. Since the latter value is not known we can then at most conjecture the most probable value of each quantity, as we cannot even think of the exact value.

³⁹ NoA: While this article was in print I found in a parallel research that the doubtful expression, to be correct in general, requires a change that would make it even more different from the Boltzmannian one.

⁴⁰ In this paper B. imagines that a molecule of gas, in due time, goes through all possible states, but this is not yet the ergodic hypothesis because this is attributed to the occasional interaction of the molecule with the others, see below p.169. The hypothesis is used to extend the hypothesis formulated by Maxwell for the monoatomic systems to the case of polyatomic molecules. For these he finds the role of the internal potential energy of the molecule, which must appear together with the kinetic energy of its atoms in the stationary distribution, thus starting what will become the theory of statistical ensembles, and in particular of the canonical ensemble.

If every molecule is a point mass, Maxwell provides the value of the probability of the different states (Phil. Mag., March⁴¹ 1868), [213][33]. In this case the state of a molecule is entirely determined as soon as the size and direction of its velocity are known. And certainly every direction in space of the velocity is equally probable, so that it only remains to determine the probability of the different components of the velocity.

If we denote N the number of molecules per unit volume, Maxwell finds that the number of molecules per unit volume and speed between c and $c + dc$, equals, [213][Eq.(26), p.187]:

$$4\sqrt{\frac{h^3}{\pi}} N e^{-hc^2} c^2 dc,$$

where h is a constant depending on the temperature. We want to make use of this expression: through it the velocity distribution is defined, *i.e.* it is given how many molecules have a speed between 0 and dc , how many between dc and $2dc$, $2dc$ and $3dc$, $3dc$ and $4dc$, etc. up to infinity.

Natural molecules, however, are by no means point masses. We shall get closer to reality if we shall think of them as systems of more point masses (the so called atoms), kept together by some force. Hence the state of a molecule at a given instant can no longer be described by a single variable but it will require several variables. To define the state of a molecule at a given instant, think of having fixed in space, once and for all, three orthogonal axes. Trace then through the point occupied by the baricenter three orthogonal axes parallel to the three fixed directions and denote the coordinates of the point masses of our molecule, on every axis and at time t , with $\xi_1, \eta_1, \zeta_1, \xi_2, \eta_2, \zeta_2, \dots, \xi_{r-1}, \eta_{r-1}, \zeta_{r-1}$. The number of point masses of the molecule, that we shall always call atoms, be r . The coordinate of the r -th atom be determined besides those of the first $r - 1$ atoms from the coordinates of the baricenter. Furthermore let c_1 be the velocity of the atom 1, u_1, v_1, w_1 be its components along the axes; the same quantities be defined for the atom 2, c_2, u_2, v_2, w_2 ; for the atom 3 let them be c_3, u_3, v_3, w_3 &tc. Then the state of our molecule at time t is given when the values of the $6r - 3$ quantities $\xi_1, \eta_1, \zeta_1, \xi_2, \dots, \zeta_{r-1}, u_1, v_1, w_1, u_2, \dots, w_r$ are known at this time. The coordinates of the baricenter of our molecule with respect to the fixed axes do not determine its state but only its position.

We shall say right away, briefly, that a molecule is at a given place when its baricenter is there, and we suppose that in the whole gas there is an average number N of molecules per unit volume. Of such N molecules at a given instant t a much smaller number dN will be so distributed that, at the same time, the coordinates of the atom 1 are between ξ_1 and $\xi_1 + d\xi_1$, η_1 and $\eta_1 + d\eta_1$, ζ_1 and $\zeta_1 + d\zeta_1$, those of the atom 2 are between ξ_2 and $\xi_2 + d\xi_2$, η_2 and $\eta_2 + d\eta_2$, ζ_2 and $\zeta_2 + d\zeta_2$, and those of the $r - 1$ -th between ξ_{r-1} and $\xi_{r-1} + d\xi_{r-1}$, η_{r-1} and $\eta_{r-1} + d\eta_{r-1}$, ζ_{r-1} and $\zeta_{r-1} + d\zeta_{r-1}$, while the velocity

⁴¹ Maybe February?

components of the atom 1 are between u_1 and $u_1 + du_1$, v_1 and $v_1 + dv_1$, w_1 and $w_1 + dw_1$, those of the atom 2 are between u_2 and $u_2 + du_2$, v_2 and $v_2 + dv_2$, w_2 and $w_2 + dw_2$, and those of the $r - 1$ -th are between u_{r-1} and $u_{r-1} + du_{r-1}$, v_{r-1} and $v_{r-1} + dv_{r-1}$, w_{r-1} and $w_{r-1} + dw_{r-1}$.

I shall briefly say that the so specified molecules are in the domain (A). Then it immediately follows that

$$dN = f(\xi_1, \eta_1, \zeta_1, \dots, \zeta_{r-1}, u_1, v_1, \dots, w_r) d\xi_1 d\eta_1 d\zeta_1 \dots d\zeta_{r-1} du_1 dv_1 \dots dw_r.$$

I shall say that the function f determines a distribution of the states of motion of the molecules at time t . The probability of the different states of the molecules would be known if we knew which values has this function for each considered gas when it is left unperturbed for a long enough time, at constant density and temperature. For monoatomic molecules gases Maxwell finds that the function f has the value

$$4\sqrt{\frac{h^3}{\pi}} N e^{-hc^2} c^2 dc.$$

The determination of this function for polyatomic molecules gases seems very difficult, because already for a three atoms complex it is not possible to integrate the equations of motion. Nevertheless we shall see that just from the equations of motion, without their integration, a value for the function f is found which, in spite of the motion of the molecule, will not change in the course of a long time and therefore, represents, at least, a possible distribution of the states of the molecules.⁴²

That the value pertaining to the function f could be determined without solving the equations of motion is not so surprising as at first sight seems. Because the great regularity shown by the thermal phenomena induces to suppose that f be almost general and that it should be independent from the properties of the special nature of every gas; and also that the general properties depend only weakly from the general form of the equations of motion, except when their complete integration presents difficulties not unsurmountable.⁴³

Suppose that at the initial instant the state of motion of the molecules is entirely arbitrary, *i.e.* think that the function f has a given value.⁴⁴ As time elapses the state of each molecule, because of the motion of its atoms while it follows its rectilinear motion and also because of its collisions with other molecules, becomes steady; hence the form of the function f will in general change, until it assumes a value that in spite of the motion of the atoms and of the collisions between the molecules will no longer change.

⁴² Remark the care with which the possibility is not excluded of the existence invariant distributions different from the one that will be determined here.

⁴³ Here B. seems aware that special behavior could show up in integrable cases: he was very likely aware of the theory of the solution of the harmonic chain of Lagrange, [42][Vol.I].

⁴⁴ This is the function called "empirical distribution", [57][58].

When this will have happened we shall say that the states of the molecules are distributed in *thermal equilibrium*. From this immediately the problem is posed to find for the function f a value that will not any more change no matter which collisions take place. For this purpose we shall suppose, to treat the most general case, that we deal with a mixture of gases. Let one of the kinds of gas (the kind G) have N molecules per unit volume. Suppose that at a given instant t there are dN molecules whose state is in the domain (a). Then as before

$$dN = f(\xi_1, \eta_1, \zeta_1, \dots, \zeta_{r-1}, u_1, v_1, \dots, w_r) d\xi_1 d\eta_1 d\zeta_1 \dots d\zeta_{r-1} du_1 dv_1 \dots dw_r. \quad (1)$$

The function f gives us the complete distribution of the states of the molecules of the gas of kind G at the instant t . Imagine that a certain time δt elapses. At time $t + \delta t$ the distribution of the states will in general have become another, hence the function f becomes different, which I denote f_1 , so that at time $t + \delta t$ the number of molecules per unit volume whose state in the domain (A) equals:

$$f_1(\xi_1, \eta_1, \dots, w_r) d\xi_1 dh_1 \dots dw_r. \quad (2)$$

§I. Motion of the atoms of a molecule

[Follows the analysis of the form of f in absence of collisions: via Liouville's theorem it is shown that if f is invariant then it has to be a function of the coordinates of the molecules through the integrals of motion. This is a wide extension of the argument by Maxwell for monoatomic gases, [213].]

§II. Collisions between molecules

[It is shown that to have a stationary distribution also in presence of binary collisions it must be that the function f has the form $Ae^{-h\varphi}$ where φ is the total energy, sum of the kinetic energy and of the potential energy of the atoms of the molecule. Furthermore if the gas consists of two species then h must be the same constant for the distribution of either kinds of molecules and it is identified with the inverse temperature. Since a gas, monoatomic or not, can be considered as a giant molecule it is seen that this is the derivation of the canonical distribution. The kinetic energies equipartition and the ratios of the specific heats is deduced. It becomes necessary to check that this distribution "of thermal equilibrium" generates average values for observables compatible with the heat theorem: this will be done in the successive papers. There it will also be checked that the ergodic hypothesis in the form that each group of atoms that is part of a molecule passes through all states compatible with the value of the energy (possibly with the help of the collisions with other molecules) leads to the same result if the number of molecules is infinite or very large. The question of the uniqueness of the equilibrium distribution is however left open as explicitly stated at p. 255, see below.]

p.255, (line 21) Against me is the fact that, until now, the proof that these distributions are the only ones that do not change in presence of collisions is not complete. Nevertheless remains the fact that [the distribution shows] that the same gas with equal temperature and density can be in many states, depending on the given initial conditions, *a priori* improbable and which will even never be observed in experiments.

[This paper is also important as it shows that Boltzmann was well aware of Maxwell's paper, [213]: in which a key argument towards the Boltzmann's equation is discussed in great detail. One can say that Maxwell's analysis yields a form of "weak Boltzmann's equation", namely several equations which can be seen as equivalent to the time evolution of averages of one particle observable with what we call now the one particle distribution of the particles. Boltzmann will realize, [32][#22], that the one particle distribution itself obeys an equation (the Boltzmann equation) and obtain in this way a major conceptual simplification of Maxwell's approach and derive the H-theorem.]

6.9 Canonical ensemble and ergodic hypothesis (Trilogy: #2)

Partial translation and comments of: L. Boltzmann, *Einige allgemeine sätze über Wärmegleichgewicht*, (1871), in *Wissenschaftliche Abhandlungen*, ed. F. Hasenöhr, **1**, 259–287, #19, [38]

§I. *Correspondence between the theorems on the polyatomic molecules behavior and Jacobi's principle of the last multiplier.*⁴⁵

The first theorem that I found in my preceding paper *Über das Wärmegleichgewicht zwischen mehratomigen Gasmolekülen*, 1871, [37][#17], is strictly related to a theorem, that at first sight has nothing to do with the theory of gases, *i.e.* with Jacobi's principle of the last multiplier.

To expose the relation, we shall leave aside the special form that the mentioned equations of the theory of heat have, whose relevant developments will be generalized here later.

Consider a large number of systems of point masses (as in a gas containing a large number of molecules of which each is a system of point masses). The state of a given system of such points at a given time is assigned by n variables s_1, s_2, \dots, s_n for which we can pose the following differential equations:

$$\frac{ds_1}{dt} = S_1, \frac{ds_2}{dt} = S_2, \dots, \frac{ds_n}{dt} = S_n.$$

Let the S_1, S_2, \dots, S_n be functions of the s_1, s_2, \dots, s_n and possibly of time. Through these equations and the initial value of the n variables s_1, s_2, \dots, s_n

⁴⁵ This title is quoted by Gibbs in the introduction to his *Elementary principles in statistical mechanics*, [48], thus generating some confusion because this title is not found in the list of publications by Boltzmann.

are known the values of such quantities at any given time. To arrive to the principle of the last multipliers, we can use many of the conclusions reached in the already quoted paper; hence we must suppose that between the point masses of the different systems of points never any interaction occurs. As in the theory of gases the collisions between molecules are neglected, also in the present research the interactions will be excluded.

[Follows a discussion on the representation of a probability distribution giving the number of molecules in a volume element of the phase space with $2n$ dimensions. The Liouville's theorem is proved for the purpose of obtaining an invariant distribution in the case of equations of motion with vanishing divergence.

Subsequently it is discussed how to transform this distribution into a distribution of the values of n constants of motion, supposing their existence; concluding that the distribution is deduced by dividing the given distribution by the Jacobian determinant of the transformation expressing the coordinates s in terms of the constants of motion and of time: the last multiplier of Jacobi is just the Jacobian determinant of the change of coordinates.

Taking as coordinates $n - 1$ constants of motion and as n -th the s_1 it is found that a stationary distribution is such that a point in phase space spends in a volume element, in which the $n - 1$ constants of motion $\varphi_2, \varphi_3, \dots, \varphi_n$ have a value in the set D of the points where $\varphi_2, \varphi_3, \dots$ are between φ_2 and $\varphi_2 + d\varphi_2$, φ_3 and $\varphi_3 + d\varphi_3 \dots$, and s_1 is between s_1 and $s_1 + ds_1$, a fraction of time equal to the fraction of the considered volume element with respect to the total volume in which the constants have value in D and the n -th has an arbitrary value.

The hypothesis of existence of n constants of motion is not realistic in the context in which it is assumed that the motion is regulated by Hamiltonian differential equations. It will become plausible in the paper of 1877, [40][#42], where a discrete structure is admitted for the phase space and time.]

§II. *Thermal equilibrium for a finite number of point masses.*

[In this section the method is discussed to compute the average kinetic energy and the average potential energy in a system with n constants of motion.]

§III. p.284 *Solution for the thermal equilibrium for the molecules of a gas with a finite number of point masses under an hypothesis.*

Finally from the equations derived we can, under an assumption which it does not seem to me of unlikely application to a warm body, directly access to the thermal equilibrium of a polyatomic molecule, and more generally of a given molecule interacting with a mass of gas. The great chaoticity of the thermal motion and the variability of the force that the body feels from the outside makes it probable that the atoms get in the motion, that we call heat, all possible positions and velocities compatible with the equation of the “vis

viva”, and even that the atoms of a warm body can take all positions and velocities compatible with the last equations considered.⁴⁶

Let us accept this hypothesis, and thus let us make use of the formulae to compute the equilibrium distribution between a gas in interaction with a body supposing that only r of the mentioned λ atoms of the body interact with the mass of gas.

Then χ [potential energy] has the form $\chi_1 + \chi_2$ where χ_1 is a function of the coordinates of the r atoms, χ_2 is a function of the coordinates of the remaining $\lambda - r$. Let us then integrate formula (24) [which is

$$dt_4 = \frac{(a_n - \chi)^{\frac{3\lambda}{2}-1} dx_1 dy_1 \dots dz_\lambda}{\int \int (a_n - \chi)^{\frac{3\lambda}{2}-1} dx_1 dy_1 \dots dz_\lambda} \quad (24)$$

expressing the time during which, in average, the coordinates are between x_1 and $x_1 + dx_1 \dots z_\lambda$ and $z_\lambda + dz_\lambda$.]

for dt_4 over all values of $x_{r+1}, y_{r+1}, \dots, z_\lambda$ obtaining for the time during which certain x_1, y_1, \dots, z_r are, in average, between x_1 and $x_1 + dx_1$ etc.; hence for the average time that the atom m_1 spends in the volume element $dx_1 dy_1 dz_1$, m_2 spends in $dx_2 dy_2 dz_2 \dots$, the value is found of

$$dt_5 = \frac{dx_1 dy_1 \dots dz_r \int \int \dots (a_n - \chi_1 - \chi_2)^{\frac{3\lambda}{2}-1} dx_{r+1} dy_{r+1} \dots dz_\lambda}{\int \int \dots (a_n - \chi_1 - \chi_2)^{\frac{3\lambda}{2}-1} dx_1 dy_1 \dots dz_\lambda}$$

If the elements $dx_1 dy_1 dz_1, dx_2 dy_2 dz_2 \dots$ were chosen so that $\chi_1 = 0$ gave the true value of dt_5 it would be

$$dt_6 = \frac{dx_1 dy_1 \dots dz_r \int \int \dots (a_n - \chi_2)^{\frac{3\lambda}{2}-1} dx_{r+1} dy_{r+1} \dots dz_\lambda}{\int \int \dots (a_n - \chi_1 - \chi_2)^{\frac{3\lambda}{2}-1} dx_1 dy_1 \dots dz_\lambda}$$

And then the ratio is

⁴⁶ Here comes back the ergodic hypothesis in the form saying that not only the atoms of a single molecule take all possible positions and velocities but also that the atoms of a “warm body” with which a molecule is in contact take all positions and velocities.

This is essentially the ergodic hypothesis. The paper shows how, through the ergodic hypothesis assumed for the whole gas it is possible to derive the canonical distribution for the velocity and position distribution both of a single molecule and of an arbitrary number of them. It goes beyond the preceding paper deducing the *microcanonical* distribution, on the assumption of the ergodic hypothesis which is formulated here for the first time as it is still intended today, and finding as a consequence the *canonical* stationary distribution of the atoms of each molecule or of an arbitrary number of them by integration on the positions and velocities of the other molecules.

This also founds the theory of the statistical ensembles, as recognized by Gibbs in the introduction of his treatise on statistical mechanics, [48]. Curiously Gibbs quotes this paper of Boltzmann attributing to it a title which, instead, is the title of its first Section. The Jacobi’s principle, that B. uses in this paper, is the theorem that expresses the volume element in a system of coordinates in terms of that in another through a “final multiplier”, that today we call “Jacobian determinant” of the change of coordinates. B. derives already in the preceding paper what we call today “Liouville’s theorem” for the conservation of the volume element of phase space and here he gives a version that takes into account the existence of constants of motion, such as the energy. From the uniform distribution on the surface of constant total energy (suggested by the ergodic hypothesis) the canonical distribution of subsystems (like molecules) follows by integration and use of the formula $(1 - \frac{c}{\lambda})^\lambda = e^{-c}$ if λ (total number of molecules) is large.

Hence imagining the gas large the canonical distribution follows for every finite part of it, be it constituted by 1 or by 10^{19} molecules: a finite part of a gas is like a giant molecule.

$$\frac{dt_5}{dt_6} = \frac{\int \int \dots (a_n - \chi_1 - \chi_2)^{\frac{3\lambda}{2}-1} dx_1 dy_1 \dots dz_\lambda}{\int \int \dots (a_n - \chi_2)^{\frac{3\lambda}{2}-1} dx_1 dy_1 \dots dz_\lambda}.$$

The domain of the integral in the denominator is, because of the unchanged presence of the function χ_2 , dependent from a_n . The domain of the integral in the numerator, in the same way, which does not contain the variable on which the integral has to be made. The last integral is function of $(a_n - \chi_1)$. Let $\frac{a_n}{\lambda} = \varrho$, where λ is the number, naturally constant, of atoms, thus also the integral in the denominator is a function of ϱ , that we shall denote $F(\varrho)$; the integral in the numerator is the same function of $\varrho - \frac{\chi_1}{\lambda}$, hence equal to $F(\varrho - \frac{\chi_1}{\lambda})$ and therefore

$$\frac{dt_5}{dt_6} = \frac{F(\varrho - \frac{\chi_1}{\lambda})}{F(\varrho)}.$$

Let now λ be very large, Hence also r can be very large; we now must eliminate λ . If dt_5/dt_6 is a finite and continuous function of ϱ and χ_1 then ϱ and $\frac{\chi_1}{r}$ have the order of magnitude of the average “vis viva” of an atom. Let $\frac{dt_5}{dt_6} = \psi(\varrho, \chi_1)$, then

$$\psi(\varrho, \chi_1) = \frac{F(\varrho - \frac{\chi_1}{\lambda})}{F(\varrho)} \quad (28)$$

Hence

$$\begin{aligned} \frac{F(\varrho - \frac{2\chi_1}{\lambda})}{F(\varrho - \frac{\chi_1}{\lambda})} &= \psi(\varrho - \frac{\chi_1}{\lambda}) = \psi_1 \\ \frac{F(\varrho - \frac{3\chi_1}{\lambda})}{F(\varrho - \frac{2\chi_1}{\lambda})} &= \psi(\varrho - \frac{2\chi_1}{\lambda}) = \psi_2 \\ &\dots\dots \\ \frac{F(\varrho - \frac{\mu\chi_1}{\lambda})}{F(\varrho - \frac{\mu-1\chi_1}{\lambda})} &= \psi(\varrho - \frac{(\mu-1)\chi_1}{\lambda}, \chi_1) = \psi_{\mu-1}. \end{aligned}$$

Multiplying all these equations yields

$$\log F(\varrho - \frac{\mu\chi_1}{\lambda}) - \log F(\varrho) = \log \psi + \log \psi_1 + \dots + \log \psi_{\mu-1}$$

Let now $\mu\chi_1 = \chi_3$ then

$$\log F(\varrho - \chi_3) - \log F(\varrho) = \lambda \log \Psi(\varrho, \chi_3)$$

where Ψ is again finite and continuous and if ϱ and $\frac{\chi_3}{r}$ are of the order of the average “vis viva” also $\frac{\lambda}{\mu}$ is finite. It is also:

$$F(\varrho - \chi_3) = F(\varrho) \cdot [\Psi(\varrho, \chi_3)]^\lambda.$$

Let us now treat ϱ as constant and χ_3 as variable and set

$$\varrho - \chi_3 = \sigma, F(\varrho) = C, \Psi(\varrho, \varrho - \sigma) = f(\sigma)$$

thus the last formula becomes $F(\sigma) = C \cdot [f(\sigma)]^\lambda$, and therefore formula (28) becomes

$$\psi(\varrho, \chi_1) = \left[\frac{f(\varrho - \frac{\chi_1}{\lambda})}{f(\varrho)} \right]^\lambda = \left[1 - \frac{f'(\varrho)}{f(\varrho)} \cdot \frac{\chi_1}{\lambda} \right]^\lambda = e^{\frac{f'(\varrho)}{f(\varrho)} \cdot \chi_1}$$

and if we denote $\frac{f'(\varrho)}{f(\varrho)}$ with h

$$dt_5 = C' e^{-h\chi_1} dx_1 dy_1 \dots dz_r.$$

Exactly in the same way the time can be found during which the coordinates of the r atoms are between x_1 and $x_1 + dx_1 \dots$ and their velocities are between c_1 and $c_1 + dc_1 \dots$. It is found to be equal to

$$C'' e^{-h(\chi_1 + \sum \frac{mc^2}{2})} c_1^2 c_2^2 \dots c_r^2 dx_1 dy_2 \dots dc_r.$$

These equations must, under our hypothesis, hold for an arbitrary body in a mass of gas, and therefore also for a molecule of gas. In the considered case it is easy to see that this agrees with the formulae of my work *Über das Wärme-gleichgewicht zwischen mehratomigen Gasmolekülen*, 1871, [37][#17]. We also arrive here in a much easier way to what found there. Since however the proof, that in the present section makes use of the hypothesis about the warm body, which certainly is acceptable but it had not yet been proposed, thus I avoided it in the quoted paper obtaining the proof in a way independent from that hypothesis.⁴⁷

6.10 Heat theorem without dynamics (Trilogy: #3)

Comment: L. Boltzmann, *Analytischer Beweis des zweiten Hauptsatzes der mechanischen Wärmetheorie aus den Sätzen über das Gleichgewicht des lebendigen Kraft*, 1871, Wissenschaftliche Abhandlungen, ed. F. Hasenöhr, **1**, 288–308, #20, [39].

Here it is shown how the hypothesis that, assuming that the equilibrium distribution of the entire system is the microcanonical one, then defining the heat dQ received by the body as the variation of the total average energy dE plus the work dW done by the system on the outside (average variation in time of the potential energy due to a change of the values of the external parameters) it follows that $\frac{dQ}{T}$ is an exact differential if T is proportional to the average kinetic energy. This frees (apparently) equilibrium statistical mechanics from the ergodic hypothesis and will be revisited in the paper of 1884,

⁴⁷ He means that he proved in the quoted reference the invariance of the canonical distribution (which implies the equidistribution) without the present hypothesis. However even that was not completely satisfactory as he had also stated in the quoted paper that he had not been able to prove the uniqueness of the solution found there (that we know today to be not true in general).

[41][#73] see also Sec.(6.13), with the general theory of statistical ensembles and of the states of thermodynamic equilibrium. Here dynamics enters only through the conservation laws and the hypothesis (molecular chaos, see the first trilogy paper [37][#17]) that never a second collision (with a given molecule) takes place when one is still taking place: properties before and after the collision are only used to infer again the canonical distribution, which is then studied as the source of the heat theorem. The hypothesis of molecular chaos preludes to the paper, following this a little later, that will mark the return to a detailed dynamical analysis with the determination, for rarefied gases, of the time scales needed to reach equilibrium, based on the Boltzmann’s equation, [32][#22].

6.11 Irreversibility: Loschmidt and “Boltzmann’s sea”

Partial translation and comments: L. Boltzmann, *Bemerkungen über einige Probleme der mechanischen Wärmetheorie*, 1877, in *Wissenschaftliche Abhandlungen*, ed. F. Hasenöhr, **2**, 112–148, #39,[44].

§II. On the relation between a general mechanics theorem and the second main theorem⁴⁸ of the theory of heat (p.116)

In his work on the states of thermal equilibrium of a system of bodies, with attention to the force of gravity, Loschmidt formulated an opinion, according to which he doubts about the possibility of an entirely mechanical proof of the second theorem of the theory of heat. With the same extreme sagacity suspects that for the correct understanding of the second theorem an analysis of its significance is necessary deeper than what appears indicated in my philosophical interpretation, in which perhaps various physical properties are found which are still difficult to understand, hence I shall immediately here undertake their explanation with other words.

We want to explain in a purely mechanical way the law according to which all natural processes proceed so that

$$\int \frac{dQ}{T} \leq 0$$

and so, therefore, behave bodies consistent of aggregates of point masses. The forces acting between these point masses are imagined as functions of the relative positions of the points. If they are known as functions of these relative positions we say that the interaction forces are known. Therefore the real motion of the point masses and also the transformations of the state of the body will be known once given the initial positions and velocities of the generic point mass. We say that the initial conditions must be given.

⁴⁸ In this paper the discussion is really about the second law rather than about the second main theorem, see the previous sections.

We want to prove the second theorem in mechanical terms, founding it on the nature of the interaction laws and without imposing any restriction on the initial conditions, knowledge of which is not supposed. We look also for the proof that, provided initial conditions are similar, the transformations of the body always take place so that

$$\int \frac{dQ}{T} \leq 0.$$

Suppose now that the body is constituted by a collection of point like masses, or virtually such. The initial condition be so given that the successive transformation of the body proceed so that

$$\int \frac{dQ}{T} \leq 0$$

We want to claim immediately that, provided the forces stay unchanged, it is possible to exhibit another initial condition for which it is

$$\int \frac{dQ}{T} \geq 0.$$

Because we can consider the values of the velocities of all point masses reached at a given time t_1 . We now want to consider, instead of the preceding initial conditions, the following: at the beginning all point masses have the same positions reached, starting from the preceding initial conditions, in time t_1 but with the all velocities inverted. We want in such case to remark that the evolution of the state towards the future retraces exactly that left by the preceding evolution towards the time t_1 .

It is clear that the point masses retrace the same states followed by the preceding initial conditions, but in the opposite direction. The initial state that before we had at time 0 we see it realized at time t_1 [*with opposite velocities*]. Hence if before it was

$$\int \frac{dQ}{T} \leq 0$$

we shall have now ≥ 0 .

On the sign of this integral the interaction cannot have influence, but it only depends on the initial conditions. In all processes in the world in which we live, experience teaches us this integral to be ≤ 0 , and this is not implicit in the interaction law, but rather depends on the initial conditions. If at time 0 the state [*of the velocities*] of all the points of the Universe was opposite to the one reached after a very long time t_1 the evolution would proceed backwards and this would imply

$$\int \frac{dQ}{T} \leq 0$$

Every experimentation on the nature of the body and on the mutual interaction law, without considering the initial conditions, to check that

$$\int \frac{dQ}{T} \leq 0$$

would be vain. We see that this difficulty is very attractive and we must consider it as an interesting sophism. To get close to the fallacy that is in this sophism we shall immediately consider a system of a finite number of point masses, which is isolated from the rest of the Universe.

We think to a very large, although finite, number of elastic spheres, which are moving inside a container closed on every side, whose walls are absolutely still and perfectly elastic. No external forces be supposed acting on our spheres. At time 0 the distribution of the spheres in the container be assigned as non uniform; for instance the spheres on the right be denser than the ones on the left and be faster if higher than if lower and of the same order of magnitude. For the initial conditions that we have mentioned the spheres be at time t_1 almost uniformly mixed. We can then consider instead of the preceding initial conditions, the ones that generate the inverse motion, determined by the initial conditions reached at time t_1 . Then as time evolves the spheres come back; and at time t_1 will have reached a non uniform distribution although the initial condition was almost uniform. We then must argue as follows: a proof that, after the time t_1 the mixing of the spheres must be with absolute certainty uniform, whatever the initial distribution, cannot be maintained. This is taught by the probability itself; every non uniform distribution, although highly improbable, is not absolutely impossible. It is then clear that every particular uniform distribution, that follows an initial datum and is reached in a given time is as improbable as any other even if not uniform; just as in the lotto game every five numbers are equally probable as the five 1, 2, 3, 4, 5. And then the greater or lesser uniformity of the distribution depends on the greater size of the probability that the distribution becomes uniform, as time goes.

It is not possible, therefore, to prove that whatever are the initial positions and velocities of the spheres, after a long enough time, a uniform distribution is reached, nevertheless it will be possible to prove that the initial states which after a long enough time evolve towards a uniform state will be infinitely more than those evolving towards a nonuniform state, and even in the latter case, after an even longer time, they will evolve towards a uniform state.⁴⁹

Loschmidt’s proposition teaches also to recognize the initial states that really at the end of a time t_1 evolve towards a very non uniform distribution; but it does not imply the proof that the initial data that after a time t_1 evolve into uniform distributions are infinitely many more. Contrary to this statement is even the proposition itself which enumerates as infinitely more uniform distributions than non uniform, for which the number of the states which, after a given time t_1 arrive to uniform distribution must also be as numerous as those which arrive to nonuniform distributions, and these are

⁴⁹ Today this important discussion is referred to as the argument of the *Boltzmann’s sea*, [214].

just the configurations that arise in the initial states of Loschmidt, which become non uniform at time t_1 .

It is in reality possible to calculate the ratio of the numbers of the different initial states which determines the probabilities, which perhaps leads to an interesting method to calculate the thermal equilibria.⁵⁰ Exactly analogous to the one that leads to the second theorem. It is at least in some special cases successfully checked, when a system undergoes a transformation from a nonuniform state to a uniform one, then $\int \frac{dQ}{T}$ will be intrinsically negative, while it will be positive in the inverse case. Since there are infinitely more uniform than nonuniform distributions of the states, therefore the last case will be extremely improbable: and in practice it could be considered impossible that at the beginning a mixture of oxygen and nitrogen are given so that after one month the chemically pure oxygen is found in the upper part and that the nitrogen in the lower, an event that probability theory states as improbable but not as absolutely impossible.

Nevertheless it seems to me that the Loschmidtian theorem has a great importance, since it tells us how intimately related are the second principle and the calculus of probabilities. For all cases in which $\int \frac{dQ}{T}$ can be negative it is also possible to find an initial condition very improbable in which it is positive. It is clear to me that for closed atomic trajectories $\int \frac{dQ}{T}$ must always vanish. For non closed trajectories it can also be negative. Now a peculiar consequence of the Loschmidtian theorem which I want to mention here, *i.e.* that the state of the Universe at an infinitely remote time, with fundamentally equal confidence, can be considered with large probability both as a state in which all temperature differences have disappeared, and as the state in which the Universe will evolve in the remote future.⁵¹

This is analogous to the following case: if we want that, in a given gas at a given time, a non uniform distribution is realized and that the gas remains for a very long time without external influences, then we must think that as the distribution of the states was uniform before so it will become entirely uniform.

In other words: as any nonuniform distribution evolves at the end of a time t_1 towards a uniform one the latter if inverted as the same time t_1 elapses again comes back to the initial nonuniform distribution (precisely for the said inversion). The [new] but inverted initial condition, chosen as initial condition, after a time t_1 similarly will evolve to a uniform distribution.⁵²

But perhaps such interpretation relegates in the domain of probability theory the second principle, whose universal use appears very questionable, and nevertheless just because of the theory of probability it will be realized in every laboratory experimentation.

⁵⁰ Boltzmann will implement the idea in [40][#42], see also Sec.(6.12) below.

⁵¹ reference to the view of Clausius which claims that in the remote future the Universe will be in an absolutely uniform state. Here B. says that the same must have happened, with equal likelihood in the remote past.

⁵² *I.e.* if once having come back we continue the evolution for as much time again a uniform distribution is reached.

[§III, p. 127 and following: a check of the heat theorem is presented in the case of a central motion, which will be revisited in the papers of 1884 by v. Helmholtz and Boltzmann.]

Let M be a point mass, whose mass will be denoted m , and let $OM = r$ its distance from a fixed point O . The point M is pushed towards O by a force $f(r)$. We suppose that the work

$$\varphi(r) = \int_r^\infty f(r)dr,$$

necessary to bring the point M to an infinite distance from O , is finite, so that it is a function φ whose negative derivative in any direction gives the force acting in the same direction, also called the force function [*minus the potential*]. Let us denote by v the velocity of M and with θ the angle that the radius vector OM form with an arbitrarily fixed line in the plane of the trajectory, thus by the principle of the “vis viva”:

$$\frac{m}{2} \left(\frac{dr}{dt} \right)^2 + \frac{mr^2}{2} \left(\frac{d\theta}{dt} \right)^2 = \alpha - \varphi(r), \quad (1)$$

and by the area law

$$r^2 \frac{d\theta}{dt} = \sqrt{\beta} \quad (2)$$

α and β remain constant during the whole motion. From these equations follows

$$dt = \frac{dr}{\sqrt{\frac{2\alpha}{m} - \frac{2\varphi(r)}{m} - \frac{\beta}{r^2}}}, \quad (3)$$

We define for the average value of the force function the term $\bar{\varphi} = \frac{z}{n}$ with

$$z = \int \frac{\varphi(r) dr}{\sqrt{\frac{2\alpha}{m} - \frac{2\varphi(r)}{m} - \frac{\beta}{r^2}}}$$

$$n = \int \frac{dr}{\sqrt{\frac{2\alpha}{m} - \frac{2\varphi(r)}{m} - \frac{\beta}{r^2}}}$$

The integration is from a minimum to a maximum of the radius vector r , or also it is extended from a smaller to the next larger positive root of the equation

$$\alpha - \varphi(r) - \frac{\beta m}{2r^2}$$

the average “vis viva” T_1 is $\alpha - \bar{\varphi}$. The polynomial equation must obviously have two positive roots. The total sum of the “vis viva” and of the work, which must be done on the point mass to lead it on a path to infinity and its velocity to a standstill is α . The force function be unchanged, so also the work

δQ necessary for somehow moving the point mass from a path into another is equal to the increment $\delta\alpha$ of the quantity α . Change now the force function, *e.g.* because of the intervening constant parameters c_1, c_2, \dots , so under the condition that the change of the nature of the force function demands no work, $\delta\alpha$ is the difference of the works, which are necessary for bringing the point mass standing and again at infinite distance on the other path deprived of the mentioned velocity. The amount of “vis viva” and work necessary to move from an initial site M of the old path to the new initial site M' of the varied path as well as its velocity in M to the one in M' differs from $\delta\alpha$ for the extra work resulting from the change of the force function in the varied state over the one originally necessary to bring the point mass to an infinite distance from the initial M . It is therefore

$$\delta\alpha + \sum \frac{\partial\varphi(r)}{\partial c_k} \delta c_k$$

where for r one has to set the distance of the initial location M from O . The extra work, which is due to the change of the force function because of the required infinitely small displacement, is now infinitely small of a higher order. According to Clausius’ idea the average work in the change from one to the other paths is $dQ = \delta\alpha + \frac{\zeta}{n}$, with

$$\zeta = \int \frac{\left[\sum \right] \frac{\partial\varphi}{\partial c_k} \delta c_k dr}{\sqrt{\frac{2\alpha}{m} - \frac{2\varphi(r)}{m} - \frac{\beta}{r^2}}}$$

and n is the above defined value.⁵³ To let the integration easier to perform, one sets

$$\varphi(r) = -\frac{a}{r} + \frac{b}{2r^2}$$

with an attraction of intensity $a/r^2 - n/r^3$ expressed in the distance r , a and b play here the role of the constants c_k . By the variation of the motion let α, β, a and b respectively change by $\delta\alpha, \delta\beta, \delta a$ and δb , then it is:

$$\sum \frac{\partial\varphi(r)}{\partial c_k} \delta c_k = -\frac{d\alpha}{r} + \frac{\delta b}{2r^2}.$$

And also δQ is the average value of

$$\delta\alpha = -\frac{\delta a}{r} + \frac{\delta b}{2r^2}$$

These can also be compared with the results found above [*in the previous text*]. The quantity denoted before with $\delta_2 V$ is in this case

⁵³ Here it seems that there is a sign incorrect as ζ should have a minus sign. *I have not modified the following equations; but this has to be kept in mind; in Appendix D the calculation for the Keplerian case is reported in detail. See also the footnote to p.129 of [39][#20].*

$$\delta_2\left(\alpha - \frac{a}{r} + \frac{b}{2r^2}\right) = \delta\alpha - \frac{\delta a}{r} + \frac{\delta b}{2r^2}$$

We now set, for brevity, formally

$$\varrho = r^2, \quad s = \frac{1}{r}, \quad \text{and} \quad \sigma = \frac{1}{r^2}$$

Hence let the trajectory be real so its endpoints must be the maximum and the minimum of the radius vector r or the pair of roots of the equation

$$\frac{2\alpha}{m} - \frac{2\varphi(r)}{m} - \frac{\beta}{r^2} = \frac{2\alpha}{m} - \frac{2a}{m} \frac{1}{r} - \frac{b+m\beta}{m} \frac{1}{r^2} = 0$$

must be positive, and the polynomial must be for the r , which are between the pair of roots, likewise positive, and also for r infinitely large negative; *i.e.* α must be negative and positive at the Cartesian coordinates a and $b+b$. We want always to integrate from the smallest to the largest value of r ; then dr , $d\varrho$ and

$$\sqrt{\frac{2\alpha}{m} - \frac{2a}{m} \frac{1}{r} - \frac{b+m\beta}{m} \frac{1}{r^2}}$$

on the contrary ds and $d\sigma$ are negative. Remark that

$$\int_{w_1}^{w_2} \frac{dx}{\sqrt{A+Bx+Cx^2}} = \frac{\pi}{\sqrt{-C}},$$

$$\int_{w_1}^{w_2} \frac{x dx}{\sqrt{A+Bx+Cx^2}} = -\frac{\pi B}{2C\sqrt{-C}},$$

if w_1 is the smaller, w_2 the larger root of the equation $A+Bx+Cx^2=0$, so for the chosen form of the force function it is found

$$z = -a \int \frac{dr}{\sqrt{\frac{2\alpha}{m}r^2 - \frac{2a}{m}r - \frac{b+m\beta}{m} \frac{1}{r^2}}} + \frac{b}{2} \int \frac{-ds}{\sqrt{\frac{2\alpha}{m} + \frac{2a}{m}s - \frac{b+m\beta}{m}s^2}}$$

$$= -a \cdot \pi \sqrt{\frac{m}{-2\alpha}} + \frac{b}{2} \pi \sqrt{\frac{m}{b+m\beta}},$$

$$\zeta = -\delta\alpha \pi \sqrt{\frac{m}{-2\alpha}} + \frac{\delta b}{2} \cdot \pi \sqrt{\frac{m}{b+m\beta}}$$

$$n = \int \frac{dr}{\sqrt{\frac{2\alpha}{m}r^2 - \frac{2a}{m}r - \frac{b+m\beta}{m} \frac{1}{r^2}}} = -\frac{\pi a}{2\alpha} \sqrt{\frac{m}{-2\alpha}}$$

As α is negative, so to have all integrals essentially positive all roots must be taken positive. It is

$$\begin{aligned}\bar{\varphi} &= \frac{z}{n} = 2\alpha - \frac{b\alpha}{a} \sqrt{\frac{-2\alpha}{b+m\beta}}, \\ T_1 &= \alpha - \bar{\varphi} = \frac{b\alpha}{a} \sqrt{\frac{-2\alpha}{b+m\beta}} - \alpha \\ dQ &= \delta\alpha + \frac{\zeta}{n} = \delta\alpha + 2\alpha \frac{\delta a}{a} - \frac{\alpha\delta b}{a} \sqrt{\frac{-2\alpha}{b+m\beta}}\end{aligned}$$

it is built here the term $\delta Q/T_1$, so it is immediately seen that it is not an exact differential, since $\delta\beta$ does not appear; and, furthermore, if a and b and also the force function stay constant also it is not an exact differential. On the contrary if $b = \delta b = 0$ the trajectory is closed and $\delta Q/T_1$ is an exact differential.⁵⁴

As a second case, in which the integration is much easier, is if

$$\varphi(r) = -ar^2 + \frac{b}{2r^2}$$

[The analysis follows the same lines and the result is again that $\frac{\delta Q}{T_1}$ is an exact differential only if $\delta b = b = 0$. It continues studying various properties of central motions of the kinds considered so far as the parameters vary, without reference to thermodynamics. The main purpose and conclusion of Sec. III seems however to be that when there are other constants of motion it cannot be expected that the average kinetic energy is an integrating factor for $dQ = dE - \langle \partial_c \varphi \cdot \delta c \rangle$. The Newtonian potential is a remarkable exception, see Appendix D. Other exceptions are the 1-dimensional systems, obtained as special cases of the central potentials cases with zero area velocity, $\beta = 0$. However, even for the one dimensional case, only special cases are considered here: the general 1-dimensional case was discussed a few years later by v. Helmholtz, [215][216], and immediately afterwards by Boltzmann, [41][#73], see Sec.(6.13)].

6.12 Discrete phase space, count of its points and entropy.

Partial translation and comments: L. Boltzmann, Über die Beziehung zwischen dem zweiten Hauptsatze der mechanischen Wärmetheorie und der Wahrscheinlichkeitsrechnung, respektive den Sätzen über das Wärmegleichgewicht, in Wissenschaftliche Abhandlungen, ed. F. Hasenöhr, Vol.2, #42 p. 164-233, [40].

p.166 ... We now wish to solve the problem which on my above quoted paper *Bemerkungen über einige Probleme der mechanischen Wärmetheorie*, [44][#39], I have already formulated clearly, *i.e.* the problem of determining

⁵⁴ The sign error mentioned in the footnote at p.181 does not affect the conclusion but only some intermediate steps.

the “ratios of the number of different states of which we want to compute the probabilities”.

We first want to consider a simple body, *i.e.* a gas enclosed between absolutely elastic walls and whose molecules are perfect spheres absolutely elastic (or centers of force which, now, interact only when their separation is smaller than a given quantity, with a given law and otherwise not; this last hypothesis, which includes the first as a special case does not at all change the result). Nevertheless in this case the use of probability theory is not easy. The number of molecules is not infinite in a mathematical sense, although it is extremely large. The number of the different velocities that every molecule can have, on the contrary, should be thought as infinite. Since the last fact renders much more difficult the calculations, thus in the first Section of this work I shall rely on easier conceptions to attain the aim, as I often did in previous works (for instance in the *Weiteren Studien*, [32][#22]).

.....

§I. The number of values of the “vis viva” is discrete.(p.167)

We want first to suppose that every molecule can assume a finite number of velocities, for instance the velocities

$$0, \frac{1}{q}, \frac{2}{q}, \frac{3}{q}, \dots, \frac{p}{q},$$

where p and q are certain finite numbers. At a collision of two molecules will correspond a change of the two velocities, so that the state of each will have one of the above mentioned velocities, *i.e.*

$$0, \text{ or } \frac{1}{q}, \text{ or } \frac{2}{q}, \text{ \&tc until } \frac{p}{q},$$

It is plain that this fiction is certainly not realized in any mechanical problem, but it is only a problem that is much easier to treat mathematically, and which immediately becomes the problem to solve if p and q are allowed to become infinite.

Although this treatment of the problem appears too abstract, also it very rapidly leads to the solution of the problem, and if we think that all infinite quantities in nature mean nothing else than going beyond a bound, so the infinite variety of the velocities, that each molecule is capable of taking, can be the limiting case reached when every molecule can take an always larger number of velocities.

We want therefore, temporarily, to consider how the velocities are related to their “vis viva”. Every molecule will be able to take a finite number of values of the “vis viva”. For more simplicity suppose that the values of the “vis viva” that every molecule can have form an arithmetic sequence,

$$0, \varepsilon, 2\varepsilon, 3\varepsilon, \dots, p\varepsilon$$

and we shall denote with P the largest of the possible values of p .

At a collision each of the two molecules involved will have again a velocity

$$0, \text{ or } \varepsilon, \text{ or } 2\varepsilon, \text{ etc. } \dots, p\varepsilon,$$

and in any case the event will never cause that one of the molecules will end up with having a value of the “vis viva” which is not in the preceding sequence.

Let n be the number of molecules in our container. If we know how many molecules have a “vis viva” zero, how many ε , &tc, then we say that the distribution of the “vis viva” between the molecules is given.

If at the initial time a distribution of the molecules states is given, it will in general change because of the collisions. The laws under which such changes take place have been often object of research. I immediately remark that this is not my aim, so that I shall not by any means depend on how and why a change in the distribution takes place, but rather to the probability on which we are interested, or expressing myself more precisely I will search all combinations that can be obtained by distributing $p + 1$ values of “vis viva” between n molecules, and hence examine how many of such combinations correspond to a distribution of states. This last number gives the probability of the relevant distribution of states, precisely as I said in the quoted place of my *Bemerkungen über einige Probleme der mechanischen Wärmetheorie* (p.121), [44][#39].

Preliminarily we want to give a purely schematic version of the problem to be treated. Suppose that we have n molecules each susceptible of assuming a “vis viva”

$$0, \varepsilon, 2\varepsilon, 3\varepsilon, \dots, p\varepsilon.$$

and indeed these “vis viva” will be distributed in all possible ways between the n molecules, so that the sum of all the “vis viva” stays the same; for instance is equal to $\lambda\varepsilon = L$.

Every such way of distributing, according to which the first molecule has a given “vis viva”, for instance 2ε , the second also a given one, for instance 6ε , &tc until the last molecule, will be called a “complexion”, and certainly it is easy to understand that each single complexion is assigned by the sequence of numbers (obviously after division by ε) to which contribute the “vis viva” of the single molecules. We now ask which is the number \mathcal{B} of the complexions in which w_0 molecules have “vis viva” 0, w_1 “vis viva” ε , w_2 “vis viva” 2ε , &tc, ... w_p “vis viva” $p\varepsilon$.

We have said before that when is given how many molecules have zero “vis viva”, how many ε &tc, then the distribution of the states among the molecules is given; we can also say: the number \mathcal{B} gives us how many complexions express a distribution of states in which w_0 molecules have zero “vis viva”, w_1 “vis viva” ε , &tc, or it gives us the probability of every distribution of states. Let us divide in fact the number \mathcal{B} by the total number of all possible complexions and we get in this way the probability of such state.

It does not follow from here that the distribution of the states gives which are the molecules which have a given “vis viva”, but only how many they are, so we can deduce how many (w_0) have zero “vis viva”, and how many (w_1) among them have one unit of “vis viva” ε , *Et c.* All of those values zero, one, *Et c.* we shall call elements of the distribution of the states.

(p.170) (p.175)

We shall first treat the determination of the number denoted above \mathcal{B} for each given distribution of states, *i.e.* the permutability of such distribution of states. Then denote by J the sum of the permutabilities of all possible distributions of states, and hence the ratio $\frac{\mathcal{B}}{J}$ gives immediately the probability of the distribution that from now on we shall always denote W .

We also want right away to calculate the permutability \mathcal{B} of the distributions of states characterized by w_0 molecules with zero “vis viva”, w_1 with “vis viva” ε *Et c.* Hence evidently

$$w_0 + w_1 + w_2 + \dots + w_p = n \quad (1)$$

$$w_1 + 2w_2 + 3w_3 + \dots + pw_p = \lambda, \quad (2)$$

and then n will be the total number of molecules and $\lambda\varepsilon = L$ their “vis viva”.

We shall write the above defined distribution of states with the method described, so we consider a complexion with w_0 molecules with zero “vis viva”, w_1 with “vis viva” unitary *Et c.* We know that the number of permutations of the elements of this complexion, with in total n elements distributed so that among them w_0 are equal between them, and so w_1 are equal between them ... The number of such complexions is known to be⁵⁵

$$\mathcal{B} = \frac{n!}{(w_0)!(w_1)! \dots} \quad (3)$$

The most probable distribution of states will be realized for those choices of the values of w_0, w_1, \dots for which \mathcal{B} is maximal and quantities w_0, w_1, \dots are at the same time constrained by the conditions (1) and (2). The denominator of \mathcal{B} is a product and therefore it will be better to search for the minimum of its logarithm, *i.e.* the minimum of

$$M = \ell[(w_0)!] + \ell[(w_1)!] + \dots \quad (4)$$

where ℓ denotes the natural logarithm.

.....
 [Follows the discussion of this simple case in which the energy levels are not degenerate (*i.e.* this is essentially a 1-dimensional case) ending with the Maxwell distribution of the velocities. In Sec.II, p.186, B. goes on to consider the case of 2-dimensional and of 3-dimensional cells (of sides da, db or da, db, dc) in the space of the velocities (to be able to take degeneracy into account), treating

⁵⁵ Here particles are considered distinguishable and the total number of complexions is P^n .

first the discrete case and then taking the continuum limit: getting the canonical distribution. Sec.III (p.198) deals with the case of polyatomic molecules and external forces.

In Sec.IV (p.204), concludes that it is possible to define and count in other ways the states of the system and discusses one of them.

An accurate analysis of this paper, together with [43], is in [46] where two ways of computing the distribution when the energy levels are discrete are discussed pointing out that unless the continuum limit, as considered by Boltzmann in the two papers, was taken would lead to a distribution of Bose-Einstein type or of Maxwell-Boltzmann type: see the final comment in Sec.(6.2) above and also [5][Sec.(2.2),(2.6)].

In Sec.V, p.215, the link of the probability distributions found in the previous sections with entropy is discussed, dealing with examples like the expansion of a gas in a half empty container; the example of the barometric formula for a gas is also discussed. On p.218 the following celebrated statement is made (in italics) about “permutability” (i.e. number of ways in which a given (positions-velocities) distribution can be achieved) and is illustrated with the example of the expansion of a gas in a half empty container:]

*Let us think of an arbitrarily given system of bodies, which undergo an arbitrary change of state, without the requirement that the initial or final state be equilibrium states; then always the measure of the permutability of all bodies involved in the transformations continually increases and can at most remain constant, until all bodies during the transformation are found with infinite approximation in thermal equilibrium.*⁵⁶

6.13 Monocyclic and orthodic systems. Ensembles

Partial translation and comments: L. Boltzmann, *Über die Eigenschaften monozyklischer und anderer damit verwandter Systeme*, (1884), *Wissenschaftliche Abhandlungen*, ed. F. Hasenöhr, **3**, 122–152, #73, [41].⁵⁷

The most complete proof of the second main theorem is manifestly based on the remark that, for each given mechanical system, equations that are analogous to equations of the theory of heat hold. [italics added]

Since on the one hand it is evident that the proposition, in this generality, cannot be valid and on the other hand, because of our scarce knowledge of the so called atoms, we cannot establish the exact mechanical properties with which the thermal motion manifests itself, the task arises to search in which cases and up to which point the equations of mechanics are analogous to the ones of the theory of heat. We should not refrain to list the mechanical systems

⁵⁶ After the last word appears in parenthesis and still in italics (*reversible transformations*), which seems to mean “or performing reversible transformations”.

⁵⁷ The first three paragraphs have been printed almost unchanged in Wien, Ber, **90**, p.231, 1884; ...

with behavior congruent to the one of the solid bodies, rather than to look for all systems for which it is possible to establish stronger or weaker analogies with warm bodies. The question has been posed in this form by Hrn. von Helmholtz⁵⁸ and I have aimed, in what follows, to treat a very special case, before proceeding to general propositions, of the analogy that he discovered between the thermodynamic behavior and that of systems, that he calls monocyclic, and to follow the propositions, to which I will refer, of the mechanical theory of heat intimately related to monocyclic systems.⁵⁹

§1

Let a point mass move, according to Newton's law of gravitation, around a fixed central fixed body O , on an elliptic trajectory. Motion is not in this case monocyclic; but it can be made such with a trick, that I already introduced in the first Section of my work "*Einige allgemeine sätze über Wärme-gleichgewicht*"⁶⁰ and that also Maxwell⁶¹ has again followed.

Imagine that the full elliptic trajectory is filled with mass, which at every point has a density (of mass per unit length) such that, while time elapses, density in each point of the trajectory remains unchanged. As it would be a Saturn ring thought as a homogeneous flow or as a homogeneous swarm of solid bodies so that, fixed one of the rings among the different possible ones a stationary motion would be obtained. The external force can accelerate the motion or change its eccentricity; this can be obtained increasing or diminishing slowly the mass of the central body, so that external work will be performed on the ring which, by the increase or diminution of the central body mass, in general is not accelerated nor decelerated in the same way. This simple example is treated in my work *Bemerkungen über einige Probleme der mechanischen Wärmetheorie*⁶² where in Section 3 are derived formulae in which now we must set $b = 0$ and for m we must intend the total mass of the considered ring (there, by the way, the appropriate value of the work is given with wrong signs). I denote always by Φ the total potential energy, with L the total "vis viva" of the system, by dQ the work generated by the increase of the internal motion which, as Hrn. v. Helmholtz, I assume that the external forces always undergo an infinitesimal variation of their value and that are

⁵⁸ Berl.Ber., 6 and 27 March 1884.

⁵⁹ NoA: A very general example of monocyclic system is offered by a current without resistance (see Maxwell, "Treatise on electricity", 5.10.580, where x and y represent the v. Helmholtzian p_a and p_b).

⁶⁰ NoA: Wiener. Berl. **63**, 1871, [38][#18], [see also Sec.(6.9) above]

⁶¹ NoA: Cambridge Phil. Trans. **12**, III, 1879 (see also Wiedemanns Beiblätter, **5**, 403, 1881).

⁶² NoA: Wien, Ber. **75**, [see Appendix D below and Sec.(6.11) above]. See also Clausius, Pogg. Ann. **142**, 433; Math. Ann. von Clebsch, **4**, 232, **6**, 390, Nachricht. d. Gött. Gesellsch. Jahrg. 1871 and 1871; Pogg. nn. **150**, 106, and Ergänzungs, **7**, 215.

immediately capable to bring back the motion into a stationary state.⁶³ Let then a/r^2 be the total attraction force that the central body exercises on the mass of the ring if it is at a distance r , let C be an unspecified global constant then it is, [for more details see Appendix D below],

$$\Phi = C - 2L, \quad dQ = -dL + 2L \frac{da}{a} = L d \log \frac{a^2}{L};$$

hence L is also the integrating factor of dQ , and the consequent value of the entropy S is $\log a^2/L$ and the consequent value of the characteristic function [free energy] is

$$K = \Phi + L - LS = C - L - LS = C - L - L \log \frac{a^2}{L}$$

Let $2L \frac{\sqrt{L}}{a} = q$, $\frac{a}{\sqrt{L}} = s$, so that it is $dQ = qds$ and the characteristic function becomes $H = \Phi + L - qs = C = 3L$ and it is immediately seen that

$$\left(\frac{\partial K}{\partial a} \right)_L = \left(\frac{\partial H}{\partial a} \right)_q = -A$$

is the gain deriving from the increase of a , in the sense that Ada is how much of the internal motion can be converted into work when a changes from a to $a + da$. Thus it is

$$\left(\frac{\partial K}{\partial L} \right)_a = -S, \quad \left(\frac{\partial H}{\partial q} \right)_a = -s$$

The analogy with the monocyclic systems of Hrn. v. Helmholtz' with a single velocity q is also transparent.

....

§2

[Detailed comparison with the work of Helmholtz follows, in particular the calculation reported in Sec.(1.4), p.203, is explained. The notion of monocyclic system, i.e. a system whose orbits are all periodic, allows to regard each orbit as a stationary state of the system and, extending Helmholtz' conception, as the collection of all its points which is called a "monode", each being a representative of the considered state.

Varying the parameters of the orbit the state changes (i.e. the orbit changes). Some examples of monocyclic systems are worked out: for all of their periodic orbits is defined the amount of heat dQ that the system receives

⁶³ The "direct" increase of the internal motion is the amount of work done on the system by the internal and external forces (which in modern language is the variation of the internal energy) summed to the work dW done by the system on the outside: $dQ = dU + dW$; which would be 0 if the system did not absorb heat. If the potential energy W due to the external forces depends on a parameter a then the variation of W changed in sign, $-\partial_a W da$, or better its average value in time, is the work that the system does on the outside due to the only variation of W while the energy of the system varies also because the motion changes because of the variation of a . Therefore here it has to be interpreted as the average value of the derivative of the potential energy $W = -a/r$ with respect to a times the variation da of a . Notice that in the Keplerian motion it is $2L = a/r$ and therefore $\langle -\partial_a W da \rangle = \langle da/r \rangle = \langle 2L da/a \rangle$, furthermore the total energy is $L + \Phi = -L$ up to a constant and hence $dU = -dL$.

in a transformation (“work to increase the internal motion” or “infinitesimal direct increment of the internal motion, i.e. the heat acquired by a warm body”), and the amount of work dW that the system does against external forces as well as the average kinetic energy L ; in all of them it is shown that $\frac{dQ}{L}$ is an exact differential. For a collection of stationary motions of a system this generates the definitions (p.129-130):]

I would permit myself to call systems whose motion is stationary in this sense with the name *monodes*.⁶⁴ They will therefore be characterized by the property that in every point persists unaltered a motion, not function of time as long as the external forces stay unchanged, and also in no point and in any region or through any surface mass or “vis viva” enters from the outside or goes out. If the “vis viva” is the integrating denominator of the differential dQ , which directly gives the work to increase the internal motion,⁶⁵ then I will say that the such systems are *orthodes*. [Etymologies: *monode*=μόνος+εἶδος=unique+aspect; *orthode*=ὀρθός+ εἶδος=right + aspect.]

....

§3.

After these introductory examples I shall pass to a very general case. Consider an arbitrary system, whose state is characterized by arbitrary coordinates p_1, p_2, \dots, p_g ; and let the corresponding momenta be r_1, r_2, \dots, r_g . For brevity we shall denote the coordinates by $p_{\mathbf{g}}$ and the momenta by $r_{\mathbf{g}}$. Let the internal and external forces be also assigned; the first be conservative. Let ψ be the “vis viva” and χ the potential energy of the system, then also χ is a function of the $p_{\mathbf{g}}$ and ψ is a homogeneous function of second degree of the $r_{\mathbf{g}}$ whose coefficients can depend on the $p_{\mathbf{g}}$. The arbitrary constant appearing in χ will be determined so that χ vanishes at infinite distance of all masses of the system or even at excessive separation of their positions. We shall not adopt the restrictive hypothesis that certain coordinates of the system be constrained to assigned values, hence also the external forces will not be characterized other than by their almost constancy on slowly varying parameters. The more so the slow variability of the external forces will have to be taken into account either because χ will become an entirely new function of the coordinates $p_{\mathbf{g}}$, or because some constants that appear in χ , which we shall indicate by $p_{\mathbf{a}}$, vary slowly.

1. We now imagine to have a large number N of such systems, of exactly identical nature; each system absolutely independent from all the others.⁶⁶

⁶⁴ NoA: With the name “stationary” Hrn. Clausius would denote every motion whose coordinates remain always within a bounded region.

⁶⁵ in an infinitesimal transformation, i.e. the variation of the internal energy summed to the work that the system performs on the outside, which defines the heat received by the system. The notion of *monode* and *orthode* will be made more clear in the next subsection 3.

⁶⁶ In modern language this is an ensemble: it is the generalization of the Saturn ring of Sec.1: each representative system is like a stone in a Saturn ring. It is a way to realize all states of motion of the same system. Their collection does not change in time and keeps the same aspect, if the collection is stationary, i.e. is a “monode”.

The number of such systems whose coordinates and momenta are between the limits p_1 and $p_1 + dp_1$, p_2 and $p_2 + dp_2 \dots$, r_g and $r_g + dr_g$ be

$$dN = N e^{-h(\chi+\psi)} \frac{\sqrt{\Delta} d\sigma d\tau}{\int \int e^{-h(\chi+\psi)} \sqrt{\Delta} d\sigma d\tau},$$

where $d\sigma = \Delta^{-\frac{1}{2}} dp_1 dp_2 \dots dp_g$, $d\tau = dr_1 dr_2 \dots dr_g$ (for the meaning of Δ see Maxwell *loc. cit* p.556).⁶⁷

The integral must be extended to all possible values of the coordinates and momenta. The totality of these systems constitutes a *monode* in the sense of the definition given above (see, here, especially Maxwell *loc. cit*) and I will call this species of monodes with the name *Holodes*. [*Etymology*: ὅλος + εἶδος or “global” + “aspect”].⁶⁸

Each system I will call an *element* of the holode.⁶⁹ The total “vis viva” of a holode is⁷⁰

$$L = \frac{Ng}{2h}.$$

Its potential energy Φ equals N times the average value $\bar{\chi}$ of χ , *i.e.* :

$$\Phi = N \frac{\int \chi e^{-h\chi} d\sigma}{\int e^{-h\chi} d\sigma}.$$

The coordinates $p_{\mathbf{g}}$ correspond therefore to the v. Helmholtzian $p_{\mathbf{b}}$, which appear in the “vis viva” ψ and potential energy χ of an element. The intensity of the motion of the entire ergode⁷¹ and hence also L and Φ depend now on h and on $p_{\mathbf{a}}$, as for Hrn. v. Helmholtz on $q_{\mathbf{b}}$ and $p_{\mathbf{a}}$.

The work provided for a direct increase, see p.190, of internal motion is:

⁶⁷ In general the kinetic energy is a quadratic form in the $r_{\mathbf{g}}$ and then Δ is its determinant: it is the Jacobian of the linear transformation $r_{\mathbf{g}} \leftrightarrow r'_{\mathbf{g}}$ that brings the kinetic energy in the form $\frac{1}{2} |r'_{\mathbf{g}}|^2$.

⁶⁸ Probably because the canonical distribution deals with all possible states of the system and does not select quantities like the energy or other constants of motion.

⁶⁹ Hence a monode is a collection of identical systems called *elements* of the monode, that can be identified with the points of the phase space. The points are permuted by the time evolution but the number of them near a phase space volume element remains the same in time, *i.e.* the distribution of such points is stationary and keeps the same “unique aspect”. The just given canonical distributions are particular kinds of monodes called holodes. An holode is therefore an element of a species (“gattung”), in the sense of collection, of monodes that are identified with the canonical distributions [of a given mechanical system]. A holode will be identified with a state of thermodynamic equilibrium, because it will be shown to have correct properties. For its successive use an holode will be intended as a statistical ensemble, *i.e.* the family of probability distributions, consisting in the canonical distributions of a given mechanical system: in fact the object of study will be the properties of the averages of the observables in the holodes as the parameters that define them change, like h (now β , the inverse temperature) or the volume of the container.

⁷⁰ In the case of a gas the number g must be thought as the Avogadro’s number times the number of moles, while the number N is a number *much larger* and equal to the number of cells which can be thought to constitute the phase space. Its introduction is not necessary, and Boltzmann already in 1871 had treated canonical and microcanonical distributions with $N = 1$: it seems that the introduction of the N copies, adopted later also by Gibbs, intervenes for ease of comparison of the work of v. Helmholtz with the preceding theory of 1871. Remark that B. accurately avoids to say too explicitly that the work of v. Helmholtz is, as a matter of fact, a different and particular version of his preceding work. Perhaps this caution is explained by caution of Boltzmann who in 1884 was thinking to move to Berlin, solicited and supported by v. Helmholtz. We also have to say that the works of 1884 by v. Helmholtz became an occasion for B. to review and systematize his own works on the heat theorem which, after the present work, took up the form and the generality that we still use today as “theory of the statistical ensembles”.

⁷¹ This is a typo as it should be holode: the notion of ergode is introduced later in this work.

$$\delta Q = \delta \Phi + \delta L - N \frac{\int \delta \chi e^{-h\chi} d\sigma}{\int e^{-h\chi} d\sigma}$$

(see here my work⁷² *Analytischer Beweis des zweiten Hauptsatzes der mechanischen Wärmetheorie aus den Sätzen über das Gleichgewicht des lebendigen Kraft*), [39][#19], [see also Sec.(6.10) above]. The amount of internal motion generated by the external work, when the parameter p_a varies⁷³ by δp_a , is therefore $-P\delta p_a$, with

$$-P = \frac{N \int \frac{\partial \chi}{\partial p_a} e^{-h\chi} d\sigma}{\int e^{-h\chi} d\sigma}$$

The "vis viva" L is the integrating denominator of δQ : all holodes are therefore orthodic, and must therefore also provide us with thermodynamic analogies. Indeed let⁷⁴

$$s = \frac{1}{\sqrt{h}} \left(\int e^{-h\chi} d\sigma \right)^{\frac{1}{g}} e^{\frac{h\chi}{g}} = \sqrt{\frac{2L}{Ng}} \left(\int e^{-h\chi} d\sigma \right)^{\frac{1}{g}} e^{\frac{\Phi}{2L}},$$

$$q = \frac{2L}{s}, \quad K = \Phi + L - 2L \log s, \quad H = \Phi - L,$$

[the intermediate expression for s is not right and instead of χ in the exponential should have the average $\frac{\Phi}{N}$ of χ]

2. Let again be given many (N) systems of the kind considered at the beginning of the above sections; let all be constrained by the constraints

$$\varphi_1 = a_1, \varphi_2 = a_2, \dots, \varphi_k = a_k.$$

These relations must also, in any case, be integrals of the equations of motion. And suppose that there are no other integrals. Let dN be the number of systems whose coordinates and momenta are between p_1 e $p_1 + dp_1$, p_2 and $p_2 + dp_2$, ... r_g and $r_g + dr_g$. Naturally here the differentials of the coordinates

⁷² NoA: Wien. Ber., **63**, 1871, formula (17).

⁷³ Here we see that Boltzmann considers among the parameters p_a coordinates such as the dimensions of the molecules container: this is not explicitly said but it is often used in the following.

⁷⁴ Here the argument in the original relies to some extent on the earlier paragraphs: a self contained check is therefore reported in this footnote for ease of the reader:

$$F \stackrel{def}{=} -h^{-1} \log \int e^{-h(\chi+\varphi)} \stackrel{def}{=} -h^{-1} \log Z(\beta, p_a), \quad T = h^{-1}$$

and remark that

$$dF = (h^{-2} \log Z + h^{-1}(\Phi + L))dh - h^{-1} \partial_{p_a} \log Z dp_a$$

Define S via $F \stackrel{def}{=} U - TS$ and $U = \Phi + L$ then

$$dF = dU - TdS - SdT = -\frac{dT}{T}(-(U - TS) + U) + Pdp_a$$

hence $dU - TdS - SdT = -\frac{dT}{T}TS - Pdp_a$, i.e. $TdS = dU + Pdp_a$ and the factor $T^{-1} = h$ is the integrating factor for $dQ \stackrel{def}{=} dU + Pdp_a$, see [5][Eq.(2.2.7)].

or momenta that we imagine determined by the equations $\varphi_1 = a_1, \dots$ will be missing. These coordinates or momenta missing be p_c, p_d, \dots, r_f ; their number be k . Then if

$$dN = \frac{\frac{N dp_1 dp_2 \dots dr_g}{\sum \pm \frac{\partial \varphi_1}{\partial p_c} \dots \frac{\partial \varphi_k}{\partial r_f}}}{\int \int \dots \frac{dp_1 dp_2 \dots dr_g}{\sum \pm \frac{\partial \varphi_1}{\partial p_c} \frac{\partial \varphi_2}{\partial p_d} \dots \frac{\partial \varphi_k}{\partial r_f}}}$$

the totality of the N systems will constitute a monode, which is defined by the relations $\varphi_1 = a_1, \dots$. The quantities a can be either constant or subject to slow variations. The functions φ in general may change form through the variation of the p_a , always slowly. Each single system is again called element.

Monodes that are constrained through the only value of the equation of the “vis viva”⁷⁵ will be called *ergodes*, while if also other quantities are fixed will be called *subergodes*. The ergodes are therefore defined by

$$dN = \frac{\frac{N dp_1 dp_2 \dots dp_g dr_1 \dots dr_{g-1}}{\frac{\partial \psi}{\partial r_g}}}{\int \int \frac{dp_1 dp_2 \dots dp_g dr_1 \dots dr_{g-1}}{\frac{\partial \psi}{\partial r_g}}}$$

Hence for the ergodes there is a φ , equal for all the identical systems and which stays, during the motion, equal to the constant energy of each system $\chi + \psi = \frac{1}{N}(\Phi + L)$. Let us set again $\Delta^{-\frac{1}{2}} dp_1 dp_2 \dots dp_g = d\sigma$, and then (see the works cited above by me and by Maxwell):

$$\begin{aligned} \Phi &= N \frac{\int \chi \psi^{\frac{g}{2}-1} d\sigma}{\int \psi^{\frac{g}{2}-1} d\sigma}, & L &= N \frac{\int \psi^{\frac{g}{2}} d\sigma}{\int \psi^{\frac{g}{2}-1} d\sigma}, \\ \delta Q &= N \frac{\int \delta \psi \psi^{\frac{g}{2}-1} d\sigma}{\int \psi^{\frac{g}{2}-1} d\sigma} = \delta(\Phi + L) - N \frac{\int \delta \chi \psi^{\frac{g}{2}-1} d\sigma}{\int \psi^{\frac{g}{2}-1} d\sigma}, \end{aligned}$$

L is again the integrating factor of δQ ,⁷⁶ and the entropy thus generated is $\log(\int \psi^{\frac{g}{2}} d\sigma)^{\frac{2}{g}}$, while it will also be $\delta Q = q \delta s$ if it will be set:

$$s = \left(\int \psi^{\frac{g}{2}} d\sigma \right)^{\frac{1}{g}}, \quad q = \frac{2L}{s}.$$

Together with the last entropy definition also the characteristic function $\Phi - L$ is generated. The external force in the direction of the parameter p_a is in each system

⁷⁵ The equation of the “vis viva” is the energy conservation $\varphi = a$ with $\varphi = \psi + \chi$, if the forces are conservative with potential χ .

⁷⁶ The (elementary) integrations on the variables $r_{\mathbf{g}}$ with the constraint $\psi + \chi = a$ have been explicitly performed: and the factor $\psi^{\frac{g}{2}-1}$ is obtained, in modern terms, performing the integration $\int \delta(\chi - (a - \psi)) dr_{\mathbf{g}}$ and in the formulae ψ has to be interpreted as $\sqrt{a - \chi}$, as already in the work of 1871.

$$-P = \frac{\int \frac{\partial \chi}{\partial p_a} \psi^{\frac{g}{2}-1} d\sigma}{\int \psi^{\frac{g}{2}-1} d\sigma}.$$

Among the infinite variety of the subergodes I consider those in which for all systems not only is fixed the value of the equation of "vis viva" [*value of the energy*] but also the three components of the angular momentum. I will call such systems *planodes*. Some property of such systems has been studied by Maxwell, *loc. cit.*. Here I mention only that in general they are not orthodic.

The nature of an element of the ergode is determined by the parameters $p_{\mathbf{a}}$ ⁷⁷. Since every element of the ergode is an aggregate of point masses and the number of such parameters $p_{\mathbf{a}}$ is smaller than the number of all Cartesian coordinates of all point masses of an element, so such $p_{\mathbf{a}}$ will always be fixed as functions of these Cartesian coordinates, which during the global motion and the preceding developments remain valid provided these functions stay constant as the "vis viva" increases or decreases.⁷⁸ If there was variability of the potential energy for reasons other than because of the mentioned parameters⁷⁹, there would also be a slow variability of these functions, which play the role of the v. Helmholtzian $p_{\mathbf{a}}$, and which here we leave as denoted $p_{\mathbf{a}}$ to include the equations that I obtained previously and the v. Helmholtzians ones.⁸⁰ And here is the place of a few considerations.

The formulae, that follow from formulae (18) of my work "*Analytischer Beweis des zweiten Hauptsatzes der mechanischen Wärmetheorie aus den Sätzen über das Gleichgewicht des lebendigen Kraft*", 1871, [39][#19], see also Sec.(6.10) above, have not been developed in their full generality, in fact there I first speak of a system, which goes through all possible configurations compatible with the principle of the "vis viva" and secondly I only use Cartesian coordinates; and certainly this is seen in the very often quoted work of Maxwell "*On the theorem of Boltzmann ... &c*", [[31]]. This being said these formulae must also hold for ergodes in any and no matter how generalized coordinates. Let these be, for an element of an ergode, p_1, p_2, \dots, p_g , and thus it is⁸¹

$$\frac{d\mathcal{N}}{N} = \frac{\Delta^{-\frac{1}{2}} \psi^{\frac{g}{2}-1} dp_1 \dots dp_g}{\int \int \dots \Delta^{-\frac{1}{2}} \psi^{\frac{g}{2}-1} dp_1 \dots dp_g},$$

where N is the total number of systems of the ergode, $d\mathcal{N}$ the number of such systems whose coordinates are between p_1 and $p_1 + dp_1$, p_2 and $p_2 + dp_2 \dots p_g$ and $p_g + dp_g$. Let here ψ be the form of the "vis viva" of a system. The relation at the nine-th place of the quoted formula (18) yields

⁷⁷ In the text, however, there is $p_{\mathbf{b}}$: typo?

⁷⁸ Among the $p_{\mathbf{a}}$ we must include the container dimensions a, b, c , for instance: they are functions of the Cartesian coordinates which, however, are *trivial constant functions*. The mention of the variability of the "vis viva" means that the quadratic form of the "vis viva" must not depend on the $p_{\mathbf{a}}$.

⁷⁹ I interpret: the parameters controlling the external forces; and the "others" can be the coupling constants between the particles.

⁸⁰ It seems that B. wants to say that between the $p_{\mathbf{a}}$ can be included also possible coupling constants that are allowed to change: this permits a wider generality.

⁸¹ The dots follow the double integral signs cannot be understood; perhaps this is an error repeated more times.

....
 [(p.136): Follows the argument that shows that the results do not depend on the system of coordinates. Then a few examples are worked out, starting with the case considered by Helmholtz, essentially one dimensional, ergodes "with only one fast variable" (p.137):]

The monocyclic systems of Hrn. v. Helmholtz with a single velocity are not different from the ergodes with a single rapidly varying coordinate, that will be called p_g which, at difference with respect to the v. Helmholtzian p_a , is not subject to the condition, present in his treatment, of varying very slowly.

Hence the preceding formula is valid equally for monocyclic systems with a unique velocity and for warm bodies, and therefore it has been clarified the mentioned analogy of Hrn. v. Helmholtz between rotatory motions and ideal gases (see Crelles Journal, **07**, p.123,; Berl. Ber. p.170).

Consider a single system, whose fast variables are all related to the equation of the "vis viva" (*isomonode*), therefore it is $N = 1$, $\psi = L$. For a rotating solid body it is $g = 1$. Let p be the position angle θ and $\omega = \frac{d\theta}{dt}$, then

$$\psi = L = \frac{T\omega^2}{2} = \frac{r^2}{2T}, \quad r = T\omega;$$

where $\Delta = \frac{1}{T}$, and always $\Delta = \mu_1\mu_2\dots$, while L has the form

$$\frac{\mu_1 r_1^2 + \mu_2 r_2^2 + \dots}{2}.$$

T is the inertia moment; $\int \int \dots dp_1 dp_2 \dots$ is reduced to $\int dp = 2\pi$ and can be treated likewise, so that the preceding general formula becomes $\delta Q = L \delta \log(TL)$. If a single mass m rotates at distance ϱ from the axis, we can set p equal to the arc s of the point where the mass is located; then it will be:

$$\begin{aligned} \psi = L &= \frac{mv^2}{2} = \frac{r^2}{2m}, \quad r = mv, \quad \Delta = \frac{1}{m}, \\ &= \int \int \dots dp_1 dp_2 \dots = \int dp = 2\pi\varrho, \end{aligned}$$

where $v = \frac{ds}{dt}$; therefore the preceding formula follows $\delta Q = L \delta \log(mL\varrho^2)$. For an ideal gas of monoatomic molecules it is $N = 1$, $\psi = L$; p_1, p_2, \dots, p_g are the Cartesian coordinates x_1, y_1, \dots, z_n of the molecules, hence $g = 3n$, where n is the total number of molecules, v is the volume of the gas and $\int \int \dots dp_1 dp_2 \dots$ is v^n , Δ is constant, as long as the number of molecules stays constant; hence the preceding general formula $\delta Q = L \delta \log(Lv^{\frac{2}{3}})$ follows, which again is the correct value because in this case the ratio of the specific heats is $\frac{5}{3}$.

....
 [p.138: Follow more examples. The concluding remark (p.140) in Sec. 3 is of particular interest as it stresses that the generality of the analysis of holodes and ergodes is dependent on the ergodic hypothesis. However the final claim,

below, that it applies to polycyclic systems may seem contradictory: it probably refers to the conception of Boltzmann and Clausius that in a system with many degrees of freedom all coordinates had synchronous (B.) or asynchronous (C.) periodic motions, see Sec.(6.1,6.4,6.5).]

...

The general formulae so far used apply naturally both to the monocyclic systems and to the polycyclic ones, as long as they are ergodic, and therefore I omit to increase further the number of examples.

[Sec. 4,5,6 are not translated]

6.14 Maxwell 1866

Commented summary of: *On the dynamical theory of gases*, di J.C. Maxwell, *Philosophical Transactions*, **157**, 49–88, 1867, [33][XXVIII, vol.2].

The statement *Indeed the properties of a body supposed to be a uniform plenum may be affirmed dogmatically, but cannot be explained mathematically*, [33][p.49], is in the overture of the second main work of Maxwell on kinetic theory.⁸²

The work begins with a discussion on Friction phenomenology. The first new statement is about an experiment that he performed on viscosity of almost ideal gases: yielding the result that at pressure p viscosity is independent of density ϱ and proportional to temperature, *i.e.* to $\frac{p}{\varrho}$. This is shown to be possible if the collisions frequency is also temperature independent or, equivalently, if the collision cross section is independent of the relative speed.

Hence an interaction potential at distance $|x|$ proportional to $|x|^{-4}$ is interesting and it might be a key case. The argument on which the conclusion is based is interesting and, as far as I can see, quite an unusual introduction of *viscosity*.

Imagine a displacement S of a body (think of a parallelepiped of sides $a, b = c$ (here $b = c$ for simplicity, *in the original b, c are not set equal*) containing a gas, or a cube of metal and let $S = \delta a$ in the case of stretching or, in the case of deformation *at constant volume*, $S = \delta b^2$). The displacement generates a “stress” F , *i.e.* a force opposing the displacement that is imagined proportional to S via a constant E .

If S varies in time then the force varies in time as $\dot{F} = E\dot{S}$: here arises a difference between the iron parallelepiped and the gas one; the iron keeps being stressed as long as \dot{S} stays fixed or varies slowly. On the other hand the gas in the parallelepiped undergoes a stress, *i.e.* a difference in pressure in the different directions, which goes away, *after some material-dependent time*, even if \dot{S} is fixed, because of the equalizing effect of the collisions.

⁸² Page numbers refer to the original: the page numbers of the collected papers, [33], are obtained by subtracting 23.

In the gas case (or in general viscous cases) the rate of disappearance of the stress can be imagined proportional to F and F will follow the equation $\dot{F} = E\dot{S} - \frac{F}{\tau}$ where τ is a constant with the dimension of a time as shewn by the solution of the equation $F(t) = E\tau\dot{S} + conste^{-\frac{t}{\tau}}$ and a constant displacement rate results for $t \gg \tau$ in a constant force $E\tau\dot{S}$ therefore $E\tau$ has the meaning of a viscosity.

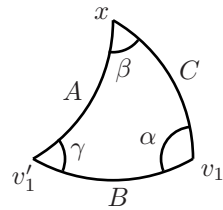
The continuation of the argument is difficult to understand exactly; my interpretation is that the variation of the dimension a accompanied by a compensating variation of $b = c$ so that $ab^2 = const$ decreases the frequency of collision with the wall orthogonal to the a -direction by $-\frac{\delta a}{a}$, relative to the initial frequency of collision which is proportional to the pressure; hence the pressure in the direction a undergoes a relative diminution $\frac{\delta p}{p} = -\frac{\delta a}{a} = 2\frac{db}{b}$ [Maxwell gives instead $\frac{\delta p}{p} = -2\frac{\delta a}{a}$], and this implies that the force that is generated is $dF = d(b^2p)$: a force (“stress” in the above context) called in [33] “linear elasticity” or “rigidity” for changes of form. It disappears upon re-establishment of equal pressure in all directions due to collisions [33]. So that $dF = 2bpd b + b^2 dp = 4pbdb = 2p db^2$ and the rigidity coefficient is $E = 2p$ [Maxwell obtains p].

Hence the elasticity constant E is p and by the above general argument the viscosity is $p\tau$: the experiment quoted by Maxwell yields a viscosity proportional to the temperature and independent of the density ρ , i.e. $p\tau$ proportional to $\frac{p}{\rho}$ so that τ is temperature independent and inversely proportional to the density.

In an earlier work he had considered the case of a hard balls gas, [27][XX] concluding density independence, proportionality of viscosity to \sqrt{T} and to the inverse r^{-2} of the balls diameter.

Collision kinematics technical analysis starts with the derivation of the collision kinematics. Calling $v_i = (\xi_i, \eta_i, \zeta_i)$ the velocities of two particles of masses M_i he writes the outcome $v'_i = (\xi'_i, \eta'_i, \zeta'_i)$ of a collision in which particle 1 is deflected by an angle 2θ as:

$$\xi'_1 = \xi_1 + \frac{M_2}{M_1+M_2} \{ (\xi_2 - \xi_1) 2(\sin \theta)^2 + \sqrt{(\eta_2 - \eta_1)^2 + (\zeta_2 - \zeta_1)^2} \sin 2\theta \cos \varphi \}$$



$$\begin{aligned} \gamma &= C, \quad \varphi = \alpha, \quad 2\theta = B, \quad \theta = A \\ \cos A &= \cos B \cos C + \sin B \sin C \cos \alpha \\ \cos \theta' &= \cos 2\theta \cos \gamma + \sin 2\theta \sin \gamma \cos \varphi \\ v'_1 &= \frac{M_1 v_1 + M_2 v_2}{M_1 + M_2} + \frac{M_2}{M_1 + M_2} (v'_1 - v'_2) \end{aligned}$$

Fig.6.1.2: spherical triangle for momentum conservation.

which follows by considering the spherical triangle with vertices on the x -axis, v_1 , v'_1 , and $\cos \gamma = \frac{(\xi_1 - \xi_2)}{|v_1 - v_2|}$, $\sin \gamma = \frac{\sqrt{(\eta_1 - \eta_2)^2 + (\zeta_1 - \zeta_2)^2}}{|v_1 - v_2|}$, with $|v'_1 - v'_2| = |v_1 - v_2|$, [33][p.59].

At this point the formalism is ready to analyse the observables variation upon collision and the next step is to evaluate the amount of a quantity $Q = Q(v_1)$ contained per unit (space) volume in a velocity volume element $d\xi_1 d\eta_1 d\zeta_1$ around $v_1 = (\xi_1, \eta_1, \zeta_1)$: this is $Q(v_1)dN_1$, with $dN_1 = f(v_1)d^3v_1$. Collisions at impact parameter b and relative speed $V = |v_1 - v_2|$ occur at rate $dN_1 V b db d\varphi dN_2$ per unit volume. They change the velocity of particle 1 into v'_1 hence change the total amount of Q per unit volume by

$$(Q' - Q) V b db d\varphi dN_1 dN_2. \quad (2.1)$$

Notice that here independence is assumed for the particles distributions as in the later Boltzmann's *stosszahlansatz*.

Then it is possible to express the variation of the amount of Q per unit volume. Maxwell considers "only" $Q = \xi_1, \xi_1^2, \xi_1(\xi_1^2 + \eta_1^2 + \zeta_1^2)$ and integrates $(Q' - Q) V b db d\varphi dN_1 dN_2$ over $\varphi \in [0, 2\pi]$, on $b \in [0, \infty)$ and then over dN_1, dN_2 . The φ integral yields, setting $s_\alpha \stackrel{def}{=} \sin \alpha, c_\alpha \stackrel{def}{=} \cos \alpha$,

$$\begin{aligned} (\alpha) : \int_0^{2\pi} d\varphi (\xi'_1 - \xi_1) d\varphi &= \frac{M_2}{M_1 + M_2} (\xi_2 - \xi_1) 4\pi s_\theta^2 \\ (\beta) : \int_0^{2\pi} (\xi_1'^2 - \xi_1^2) d\varphi &= \frac{M_2}{(M_1 + M_2)^2} \left\{ (\xi_2 - \xi_1) (M_1 \xi_1 + M_2 \xi_2) 8\pi s_\theta^2 \right. \\ &\quad \left. + M_2 \left((\eta_2 - \eta_1)^2 + (\zeta_2 - \zeta_1)^2 - 2(\xi_2 - \xi_1)^2 \right) \pi s_{2\theta}^2 \right\} \\ (\beta') : \int_0^{2\pi} (\xi'_1 \eta'_1 - \xi_1 \eta_1) d\varphi &= \frac{M_2}{(M_1 + M_2)^2} \left\{ (M_2 \xi_2 \eta_2 - M_1 \xi_1 \eta_1 \right. \\ &\quad \left. + \frac{1}{2} (M_1 - M_2) (\xi_1 \eta_2 + \xi_2 \eta_1) 8\pi s_\theta^2 \right\} - 3M_2 \left((\xi_2 - \xi_1) (\eta_2 - \eta_1) \pi s_{2\theta}^2 \right) \\ (\gamma) : \int_0^{2\pi} (\xi_1' V_1'^2 - \xi_1 V_1^2) d\varphi &= \frac{M_2}{M_1 + M_2} 4\pi s_\theta^2 \left\{ (\xi_2 - \xi_1) V_1^2 + 2\xi_1 (U - V_1^2) \right\} \\ &\quad + \left(\frac{M_2}{M_1 + M_2} \right)^2 \left((8\pi s_\theta^2 - 3\pi s_{2\theta}^2) 2(\xi_2 - \xi_1) (U - V_1^2) \right. \\ &\quad \left. + (8\pi s_\theta^2 + 2\pi s_{2\theta}^2 \xi_1) V^2 \right) + \left(\frac{M_2}{M_1 + M_2} \right)^3 (8\pi s_\theta^2 - 2\pi s_{2\theta}^2) 2(\xi_2 - \xi_1) V^2 \end{aligned}$$

where $V_1^2 \stackrel{def}{=} (\xi_1^2 + \eta_1^2 + \zeta_1^2)$, $U \stackrel{def}{=} (\xi_1 \xi_2 + \eta_1 \eta_2 + \zeta_1 \zeta_2)$, $V_2^2 \stackrel{def}{=} (\xi_2^2 + \eta_2^2 + \zeta_2^2)$
 $V^2 \stackrel{def}{=} ((\xi_2 - \xi_1)^2 + (\eta_2 - \eta_1)^2 + (\zeta_2 - \zeta_1)^2)$.

If the interaction potential is $\frac{K}{|x|^{n-1}}$ the deflection θ is a function of b . Multiplying both sides by $V b db$ and integrating over b a linear combination with coefficients

$$B_1 = \int_0^\infty 4\pi b s_\theta^2 db = \left(\frac{K(M_1 + M_2)}{M_1 M_2} \right)^{\frac{2}{n-1}} V^{\frac{n-5}{n-1}} A_1$$

$$B_2 = \int_0^\infty \pi b s_{2\theta}^2 db = \left(\frac{K(M_1 + M_2)}{M_1 M_2} \right)^{\frac{2}{n-1}} V^{\frac{n-5}{n-1}} A_2$$

with A_1, A_2 dimensionless and expressed by a quadrature.

To integrate over the velocities it is necessary to know the distributions dN_i and a “precarious assumption” is recalled. The only case in which the distribution has been determined in [33][p.62] is when the momenta distribution is stationary: this was obtained in [27] under the assumption which “*may appear precarious*” that “the probability of a molecule having a velocity resolved parallel to x lying between given limits is not in any way affected by the knowledge that the molecule has a given velocity resolved parallel to y ”. Therefore in [33] a different analysis is performed: based on the energy conservation at collisions which replaces the independence of the distribution from the coordinates directions. The result is that (in modern notations), if the mean velocity is 0,

$$dN_1 = f(v_1) d^3 v_1 = \frac{N_1}{(2\pi(M_1\beta)^{-1})^{\frac{3}{2}}} e^{-\beta \frac{M_1}{2} v_1^2} d^3 v_1$$

where N_1 is the density.

Remark: However the velocity distribution is not supposed, in the following, to be Maxwellian but just close to a slightly off center Maxwellian. It will be assumed that the distribution factorizes over the different particles coordinates, and over positions and momenta.

The analysis is greatly simplified if $n = 5$, [33][vol.2, p.65-67] and a balance of the variations of key observables is performed. Consider the system as containing two kinds of particles. Let the symbols δ_1 and δ_2 indicate the effect produced by molecules of the first kind and second kind respectively, and δ_3 to indicate the effect of the external forces. Let $\kappa \stackrel{def}{=} \left(\frac{K}{M_1 M_2 (M_1 + M_2)} \right)^{\frac{1}{2}}$ and let $\langle \cdot \rangle$ denote the average with respect to the velocity distribution.

$$(\alpha) : \frac{\delta_2 \langle \xi_1 \rangle}{\delta t} = \kappa N_2 M_2 A_1 \langle \xi_2 - \xi_1 \rangle$$

$$(\beta) : \frac{\delta_2 \langle \xi_1^2 \rangle}{\delta t} = \kappa \frac{N_2 M_2}{(M_1 + M_2)} \left\{ 2A_1 \langle (\xi_2 - \xi_1)(M_1 \xi_1 + M_2 \xi_2) \rangle \right. \\ \left. + M_2 A_2 \langle ((\eta_2 - \eta_1)^2 + (z_2 - z_1)^2 - 2(\xi_2 - \xi_1)^2) \rangle \right\}$$

$$(\beta') : \frac{\delta_2 \langle \xi_1 \eta_1 \rangle}{\delta t} = \kappa \frac{N_2 M_2}{(M_1 + M_2)} \left\{ A_1 \langle (2M_2 \xi_2 \eta_2 - 2M_1 \xi_1 \eta_1) \right. \\ \left. + (M_1 - M_2) \langle (\xi_1 \eta_2 + \xi_2 \eta_1) \rangle \right\} - 3A_2 M_2 \langle (\xi_2 - \xi_1)(\eta_2 - \eta_1) \rangle$$

$$\begin{aligned}
(\gamma) : \frac{\delta_2 \langle \xi_1 V_1 \rangle}{\delta t} &= \kappa N_2 M_2 \left\{ A_1 \langle (\xi_2 - \xi_1) V_1^2 + 2\xi_1 (U - V_1^2) \rangle \right\} \\
&+ \frac{M_2}{M_1 + M_2} \left((2A_1 - 3A_2) 2 \langle (\xi_2 - \xi_1) (U - V_1^2) \rangle \right. \\
&\left. + (2A_1 + 2A_2) \langle \xi_1 V^2 \rangle \right) + \left(\frac{M_2}{M_1 + M_2} \right)^2 (2A_1 - 2A_2) 2 \langle (\xi_2 - \xi_1) V^2 \rangle \left. \right\}
\end{aligned}$$

More general relations can be found if external forces are imagined to act on the particles. If only one species of particles is present the relations simplify, setting $M = M_1$, $N = N_1$ and $\kappa \stackrel{def}{=} \left(\frac{K}{2M^3} \right)^{\frac{1}{2}}$, into

$$\begin{aligned}
(\alpha) : \frac{\delta_1 \langle \xi \rangle}{\delta t} &= 0 \\
(\beta) : \frac{\delta_1 \langle \xi^2 \rangle}{\delta t} &= \kappa M N A_2 \left\{ \langle \eta^2 \rangle - \langle \eta \rangle^2 + \langle \zeta^2 \rangle - \langle \zeta \rangle^2 - 2 \langle \xi^2 \rangle - \langle \xi \rangle^2 \right\} \\
(\beta') : \frac{\delta_1 \langle \xi \eta \rangle}{\delta t} &= \kappa M N 3 A_2 \left\{ \langle \xi \rangle \langle \eta \rangle - \langle \xi \eta \rangle \right\} \\
(\gamma) : \frac{\delta_1 \langle \xi_1 V_1 \rangle}{\delta t} &= \kappa N M 3 A_2 \left\{ \langle \xi \rangle \langle V_1^2 \rangle - \langle \xi V_1^2 \rangle \right\}
\end{aligned}$$

Adding an external force with components X, Y, Z

$$\begin{aligned}
(\alpha) : \frac{\delta_3 \langle \xi \rangle}{\delta t} &= X \\
(\beta) : \frac{\delta_3 \langle \xi^2 \rangle}{\delta t} &= 2 \langle \xi X \rangle \\
(\beta') : \frac{\delta_3 \langle \xi \eta \rangle}{\delta t} &= \langle \eta X + \xi Y \rangle \\
(\gamma) : \frac{\delta_3 \langle \xi_1 V_1 \rangle}{\delta t} &= 2 \langle \xi (\xi X + \eta Y + \zeta Z) \rangle + X \langle V^2 \rangle
\end{aligned}$$

The problem of the continuum limit will be examined as restricted to the case of only one species the change of the averages due to collisions and to the external force is the sum of $\delta_1 + \delta_3$. Changing notation to denote the velocity $u + \xi, v + \eta, w + \zeta$, so that ξ, η, ζ have 0 average and “almost Maxwellian distribution” while u, v, w is the average velocity, and if $\rho \stackrel{def}{=} N M$, see comment following Eq.(56) in [33][XXVIII, vol.2], it is

$$\begin{aligned}
(\alpha) : \frac{\delta u}{\delta t} &= X \\
(\beta) : \frac{\delta \langle \xi^2 \rangle}{\delta t} &= \kappa \rho A_2 (\langle \eta^2 \rangle + \langle \zeta^2 \rangle - 2 \langle \xi^2 \rangle) \\
(\beta') : \frac{\delta \langle \xi \eta \rangle}{\delta t} &= -3 \kappa \rho A_2 \langle \xi \eta \rangle \\
(\gamma) : \frac{\delta \langle \xi_1 V_1 \rangle}{\delta t} &= -3 \kappa \rho A_2 \langle \xi V_1^2 \rangle + X \langle 3 \xi^2 + \eta^2 + \zeta^2 \rangle + 2Y \langle \xi \eta \rangle + 2Z \langle \xi \zeta \rangle
\end{aligned}$$

Consider a plane moving in the x direction with velocity equal to the average velocity u : then the amount of Q crossing the plane per unit time is $\langle \xi Q \rangle \stackrel{def}{=} \int \xi Q(v_1) \rho f(v_1) d^3 v_1$.

For $Q = \xi$ the momentum in the direction x transferred through a plane orthogonal to the x -direction is $\langle \xi^2 \rangle$ while the momentum in the direction y transferred through a plane orthogonal to the x -direction is $\langle \xi \eta \rangle$

The quantity $\langle \xi^2 \rangle$ is interpreted as pressure in the x direction and the tensor $T_{ab} = \langle v_a v_b \rangle$ is interpreted as stress tensor.

Finally the “Weak” Boltzmann equation is derived. Supposing the particles without structure and point like the $Q = \xi v_1^2 \equiv \xi(\xi^2 + \eta^2 + \zeta^2)$ is interpreted as the heat per unit time and area crossing a plane orthogonal to the x -direction.

The averages of observables change also when particles move without colliding. Therefore $\frac{\delta}{\delta t}$ does not give the complete contribution to the variations of the averages of observables. The complete variation is given by

$$\partial_t \langle \rho \langle Q \rangle \rangle = \rho \frac{\delta \langle Q \rangle}{\delta t} - \partial_x \langle \rho \langle (u + \xi) Q \rangle \rangle - \partial_y \langle \rho \langle (v + \eta) Q \rangle \rangle - \partial_z \langle \rho \langle (w + \zeta) Q \rangle \rangle$$

if the average velocity is zero at the point where the averages are evaluated (otherwise if it is (u', v', w') the (u, v, w) should be replaced by $(u - u', v - v', w - w')$). The special choice $Q = \rho$ gives the “continuity equation”.

$$\partial_t \rho + \rho (\partial_x u + \partial_y v + \partial_z w) = 0$$

which allows us to write the equation for Q as

$$\rho \partial_t \langle Q \rangle + \partial_x \langle \rho \langle \xi Q \rangle \rangle + \partial_y \langle \rho \langle \eta Q \rangle \rangle + \partial_z \langle \rho \langle \zeta Q \rangle \rangle = \rho \frac{\delta Q}{\delta t}$$

Remark: Notice that the latter equation is exactly Boltzmann’s equation (after multiplication by Q and integration, i.e. in “weak form”) for Maxwellian potential ($K|x|^{-4}$) if the expression for $\frac{\delta \langle Q \rangle}{\delta t}$ derived above is used. The assumption on the potential is actually not used in deriving the latter equation as only the stosszahlansatz matters in the expression of $\frac{\delta \langle Q \rangle}{\delta t}$ in terms of the collision cross section (see Eq.(2.1) above).

The work is concluded with examples among which is the heat conduction. The choice $Q = (u + \xi)$ yields

$$\rho \partial_t u + \partial_x \langle \rho \langle \xi^2 \rangle \rangle + \partial_y \langle \rho \langle \eta^2 \rangle \rangle + \partial_z \langle \rho \langle \zeta^2 \rangle \rangle = \rho X$$

The analysis can be continued to study several other problems. As a last example the heat conductivity in an external field X pointing in the x -direction is derived by choosing $Q = M(u + \xi)(u^2 + v^2 + w^2 + 2u\xi + 2v\eta + 2w\zeta + \xi^2 + \eta^2 + \zeta^2)$ which yields

$$\begin{aligned} & \rho \partial_t \langle \xi^3 + \xi \eta^2 + \xi \zeta^2 \rangle + \partial_x \rho \langle \xi^4 + \xi^2 \eta^2 + \xi^2 \zeta^2 \rangle \\ &= -3\kappa \rho^2 A_2 \langle \xi^3 + \xi \eta^2 + \xi \zeta^2 \rangle + 5X \langle \xi^2 \rangle \end{aligned}$$

having set $(u, v, w) = 0$ and having neglected all odd powers of the velocity fluctuations except the terms multiplied by κ (which is “large”: for hydrogen at normal conditions it is $\kappa \sim 1.65 \cdot 10^{13}$, in cgs units, and $\kappa \rho = 2.82 \cdot 10^9 \text{ s}^{-1}$).

In a stationary state the first term is 0 and X is related to the pressure: $X = \partial_x p$ so that

$$\partial_x \rho \langle (\xi^4 + \xi^2 \eta^2 + \xi^2 \zeta^2) \rangle - 5 \langle \xi^2 \rangle \partial_x p = -3\kappa \rho^2 A_2 \langle (\xi^3 + \xi \eta^2 + \xi \zeta^2) \rangle$$

This formula allows us to compute $\frac{1}{2} \rho \langle (\xi^3 + \xi \eta^2 + \xi \zeta^2) \rangle \stackrel{def}{=} -\chi \partial_x T$ as

$$\begin{aligned} \chi &= \frac{1}{6\kappa \rho A_2} \left(\rho \partial_x \langle (\xi^4 + \xi^2 \eta^2 + \xi^2 \zeta^2) \rangle - 5 \langle \xi^2 \rangle \partial_x p \right) \frac{1}{\partial_x T} \\ &= \frac{1}{6\kappa A_2} \frac{5 \partial_x (\beta^{-2}) - 5 \beta^{-1} \partial_x (\beta^{-1})}{M^2 \partial_x T} = -\frac{5}{6\kappa A_2} \beta^{-3} \frac{\partial_x \beta}{M^2 \partial_x T} = \frac{5k_B}{6\kappa M^2 A_2} k_B T \end{aligned}$$

without having to determine the momenta distribution but only assuming that the distribution is close to the Maxwellian. The dimension of χ is $[k_B] \text{ cm}^{-1} \text{ s}^{-1} = g \text{ cm} \text{ s}^{-3} \text{ K}^{-1}$. The numerical value is $\chi = 7.2126 \cdot 10^4 \text{ c.g.s.}$ for hydrogen at normal conditions (cgs units).

Remarks: (1) Therefore the conductivity for Maxwellian potential turns out to be proportional to T rather than to \sqrt{T} : in general it will depend on the potential and in the hard balls case it is, according to [27][Eq.(59)], proportional to \sqrt{T} . In all cases it is independent on the density. The method to find the conductivity in this paper is completely different from the (in a way elementary) one in [27].

(2) The neglect of various odd momenta indicates that the analysis is a first order analysis in the temperature gradient.

(3) In the derivation density has not been assumed constant: if its variations are taken into account the derivatives of the density cancel if the equation of state is that of a perfect gas (as assumed implicitly). However the presence of the pressure in the equation for the stationarity of Q is due to the external field X : in absence of the external field the pressure would not appear *but* in such case it would be constant while the density could not be constant; the calculation can be done in the same way and it leads to the *same* conductivity constant.

Appendices

A Appendix: Heat theorem (Boltzmann's example)

The example is built on a case in which all motions are really periodic, namely a one-dimensional system with potential $\varphi(x)$ such that $|\varphi'(x)| > 0$ for $|x| > 0$, $\varphi''(0) > 0$ and $\varphi(x) \xrightarrow{x \rightarrow \infty} +\infty$. All motions are periodic (systems with this property are called *monocyclic*, see Sec.sec:XIII-6 below). We suppose that the potential $\varphi(x)$ depends on a parameter V .

Define *state* a motion with given energy U and given V . And:

- U = total energy of the system $\equiv K + \varphi$
- T = time average of the kinetic energy K
- V = the parameter on which φ is supposed to depend
- p = - average of $\partial_V \varphi$.

A state is parameterized by U, V and if such parameters change by dU, dV , respectively, let

$$dW = -pdV, \quad dQ = dU + pdV, \quad \overline{K} = T. \quad (\text{A.1})$$

Then the heat theorem is in this case:

Theorem ([47][#6], [44][#39],[216]): *The differential $(dU + pdV)/T$ is exact.*

In fact let $x_{\pm}(U, V)$ be the extremes of the oscillations of the motion with given U, V and define S as:

$$S = 2 \log 2 \int_{x_-(U,V)}^{x_+(U,V)} \sqrt{K(x; U, V)} dx = 2 \log \int_{x_-(U,V)}^{x_+(U,V)} 2\sqrt{U - \varphi(x)} dx \quad (\text{A.2})$$

so that $dS = \frac{\int (dU - \partial_V \varphi(x) dV) \frac{dx}{\sqrt{K}}}{\int K \frac{dx}{\sqrt{K}}} \equiv \frac{dQ}{T}$, and $S = 2 \log i \overline{K}$ if $\frac{dx}{\sqrt{K}} = \sqrt{\frac{2}{m}} dt$ is used to express the period i and the time averages via integrations with respect to $\frac{dx}{\sqrt{K}}$.

Therefore Eq.(1.4.5) is checked in this case. This completes the discussion of the case in which motions are periodic. The reference to Eq.(1.4.5) as *heat theorem* abridges the original diction *second main theorem of the mechanical theory of heat*, [29][#2],[34]).

The above analysis admits an extension to Keplerian motions, discussed in [44][#39], provided one considers only motions with a fixed eccentricity.

B Appendix: Aperiodic Motions as Periodic with Infinite Period!

The famous and criticized statement on the *infinite period of aperiodic motions*, [29][#2], is the heart of the application of the heat theorem to a gas in a box and can be reduced to the above ideas. Imagine, [5], the box containing the gas to be covered by a piston of section A and located to the right of the origin at distance L , so that the box volume is $V = AL$.

The microscopic model for the piston will be a potential $\bar{\varphi}(L - \xi)$ if $x = (\xi, \eta, \zeta)$ are the coordinates of a particle. The function $\bar{\varphi}(r)$ will vanish for $r > r_0$, for some $r_0 < L$, and diverge to $+\infty$ at $r = 0$. Thus r_0 is the width of the layer near the piston where the force of the wall is felt by the particles that happen to roam there.

Noticing that the potential energy due to the walls is $\varphi = \sum_j \bar{\varphi}(L - \xi_j)$ and that $\partial_V \varphi = A^{-1} \partial_L \varphi$ we must evaluate the time average of

$$\partial_L \varphi(x) = - \sum_j \bar{\varphi}'(L - \xi_j). \quad (\text{B.1})$$

As time evolves the particles with ξ_j in the layer within r_0 of the wall will feel the force exercised by the wall and bounce back. Fixing the attention on one particle in the layer we see that it will contribute to the average of $\partial_L \varphi(x)$ the amount

$$\frac{1}{\text{total time}} 2 \int_{t_0}^{t_1} -\bar{\varphi}'(L - \xi_j) dt \quad (\text{B.2})$$

if t_0 is the first instant when the point j enters the layer and t_1 is the instant when the ξ -component of the velocity vanishes “against the wall”. Since $-\bar{\varphi}'(L - \xi_j)$ is the ξ -component of the force, the integral is $2m|\dot{\xi}_j|$ (by Newton’s law), provided $\dot{\xi}_j > 0$ of course. One assumes that the density is low enough so that no collisions between particles occur while the particles travel within the range of the potential of the wall: *i.e.* the mean free path is much greater than the range of the potential $\bar{\varphi}$ defining the wall.

The number of such contributions to the average per unit time is therefore given by $\rho_{wall} A \int_{v>0} 2mv f(v) v dv$ if ρ_{wall} is the (average) density of the gas near the wall and $f(v)$ is the fraction of particles with velocity between v and $v + dv$. Using the ergodic hypothesis (*i.e.* the microcanonical ensemble) and the equivalence of the ensembles to evaluate $f(v)$ (as $\frac{e^{-\frac{\beta}{2}mv^2}}{\sqrt{2\pi\beta^{-1}}}$) it follows that:

$$p \stackrel{def}{=} - \langle \partial_V \varphi \rangle = \varrho_{wall} \beta^{-1} \quad (\text{B.3})$$

where $\beta^{-1} = k_B T$ with T the absolute temperature and k_B Boltzmann's constant. Hence we see that Eq.(B.3) yields the correct value of the pressure, [217],[5][Eq.(9.A3.3)]; in fact it is often even taken as the microscopic definition of the pressure, [217]).

On the other hand we have seen in Eq.(A.1) that if all motions are periodic the quantity p in Eq.(B.3) is the right quantity that would make the heat theorem work. Hence regarding all trajectories as periodic leads to the heat theorem with p, U, V, T having the *right physical interpretation*. And Boltzmann thought, since the beginning of his work, that trajectories confined into a finite region of phase space could be regarded as periodic *possibly with infinite period*, [29][p.30], see p.144.

C Appendix: The heat theorem without dynamics

The assumption of periodicity can be defended mathematically only in a discrete conception of space and time: furthermore the Loschmidt paradox had to be discussed in terms of “*numbers of different initial states which determines their probability, which perhaps leads to an interesting method to calculate thermal equilibria*”, [44][#39] and Sec.(6.11).

The statement, admittedly somewhat vague, had to be made precise: the subsequent paper, [40][#42], deals with this problem and adds major new insights into the matter.

It is shown that it is possible to forget completely the details of the underlying dynamics, except for the tacit ergodic hypothesis in the form that all microscopic states compatible with the constraints (of volume and energy) are visited by the motions. The discreteness assumption about the microscopic states is for the first time not only made very explicit but it is used to obtain in a completely new way once more that the equilibrium distribution is equivalently a canonical or a microcanonical one. The method is simply a combinatorial analysis on the number of particles that can occupy a given energy level. The analysis is performed first in the one dimensional case (i.e. assuming that the energy levels are ordered into an arithmetic progression) and then in the three dimensional case (*i.e.* allowing for degeneracy by labeling the energy levels with three integers). The combinatorial analysis is the one that has become familiar in the theory of the Bose-Einstein gases: if the levels are labeled by a label i a microscopic configuration is identified with the occupation numbers (n_i) of the levels ε_i under the restrictions

$$\sum_i n_i = N, \quad \sum_i n_i \varepsilon_i = U \quad (\text{C.1})$$

fixing the total number of particles N and the total energy U . The calculations in [40][#42] amount at selecting among the N particles the n_i in the i -level

with the energy restriction in Eq.(C.1): forgetting the latter the number of microscopic states would be $\frac{N!}{\prod_i n_i!}$ and the imposition of the energy value would lead, as by now usual by the Lagrange's multipliers method, to an occupation number per level

$$n_i = N \frac{e^{\mu - \beta \varepsilon_i}}{Z(\mu, \beta)} \quad (\text{C.2})$$

if Z is a normalization constant.

The Eq.(C.2) is the canonical distribution which implies that $\frac{dU + p dV}{T}$ is an exact differential if U is the average energy, p the average mechanical force due to the collisions with the walls, T is the average kinetic energy per particle, [5][Ch.1,2]: it is apparently not necessary to invoke dynamical properties of the motions.

Clearly this is not a proof that the equilibria are described by the micro-canonical ensemble. However it shows that for most systems, independently of the number of degrees of freedom, one can define a *mechanical model of thermodynamics*. The reason we observe approach to equilibrium over time scales far shorter than the recurrence times is due to the property that on most of the energy surface the actual values of the observables whose averages yield the pressure and temperature assume the same value. This implies that this value coincides with the average and therefore satisfies the *heat theorem*, *i.e.* the statement that $(dU + p dV)/T$ is an exact differential if p is the pressure (defined as the average momentum transfer to the walls per unit time and unit surface) and T is proportional to the average kinetic energy.

D Appendix: Keplerian motion and heat theorem

It is convenient to use polar coordinates (ϱ, θ) , so that if $A = \varrho^2 \dot{\theta}$, $E = \frac{1}{2} m \dot{\mathbf{x}}^2 - \frac{gm}{\varrho}$, m being the mass and g the gravity attraction strength ($g = kM$ if k is the gravitational constant and M is the central mass) then

$$E = \frac{1}{2} m \dot{\varrho}^2 + \frac{mA^2}{2\varrho^2} - \frac{mg}{\varrho}, \quad \varphi(\varrho) = -\frac{gm}{\varrho} \quad (\text{D.1})$$

and, from the elementary theory of the two body problem, if e is the eccentricity and a is the major semiaxis of the ellipse

$$\begin{aligned} \dot{\varrho}^2 &= \frac{2}{m} \left(E - \frac{mA^2}{2\varrho^2} + \frac{mg}{\varrho} \right) \stackrel{\text{def}}{=} A^2 \left(\frac{1}{\varrho} - \frac{1}{\varrho_+} \right) \left(\frac{1}{\varrho} - \frac{1}{\varrho_-} \right) \\ \frac{1}{\varrho_+ \varrho_-} &= \frac{-2E}{mA^2}, \quad \frac{1}{\varrho_+} + \frac{1}{\varrho_-} = \frac{2g}{A^2}, \quad \frac{\varrho_+ + \varrho_-}{2} \stackrel{\text{def}}{=} a = \frac{mg}{-2E} \\ \sqrt{\varrho_+ \varrho_-} &\stackrel{\text{def}}{=} a \sqrt{1 - e^2}, \quad \sqrt{1 - e^2} = \frac{A}{\sqrt{ag}}. \end{aligned} \quad (\text{D.2})$$

Furthermore if a motion with parameters (E, A, g) is periodic (hence $E < 0$) and if $\langle \cdot \rangle$ denotes a time average over a period then

$$\begin{aligned} E &= -\frac{mg}{2a}, \quad \langle \varphi \rangle = -\frac{mg}{a}, \quad \left\langle \frac{1}{\varrho^2} \right\rangle = \frac{1}{a^2 \sqrt{1 - e^2}} \\ \langle K \rangle &= \frac{mg}{2a} = -E, \quad T = \frac{mg}{2a} \equiv \langle K \rangle \end{aligned} \quad (\text{D.3})$$

Hence if (E, A, g) are regarded as state parameters then

$$\frac{dE - \left\langle \frac{\partial_g \varphi(r)}{\partial g} \right\rangle dg}{T} = \frac{dE - 2E \frac{dg}{g}}{-E} = d \log \frac{g^2}{-E} \stackrel{\text{def}}{=} dS \quad (\text{D.4})$$

Note that the equations $pg = 2T$ and $E = -T$ can be interpreted as, respectively, analogues of the ‘‘equation of state’’ and the ‘‘ideal specific heat’’ laws (with the ‘‘volume’’ being g , the ‘‘gas constant’’ being $R = 2$ and the ‘‘specific heat’’ $C_V = 1$).

If the potential is more general, for instance if it is increased by $\frac{b}{2r^2}$, the analogy fails, as shown by Boltzmann, [39][#19], see Sec.(6.11) above. Hence there may be cases in which the integrating factor of the differential form which should represent the heat production might not necessarily be the average kinetic energy: essentially all cases in which the energy is not the only constant of motion. Much more physically interesting examples arise in quantum mechanics: there in the simplest equilibrium statistics (free Bose-Einstein or free Fermi-Dirac gases) the average kinetic energy and the temperature do not coincide, [5].

E Appendix: Gauss' least constraint principle

Let $\varphi(\dot{\mathbf{x}}, \mathbf{x}) = 0$, $(\dot{\mathbf{x}}, \mathbf{x}) = \{\dot{\mathbf{x}}_j, \mathbf{x}_j\}$ be a constraint and let $\mathbf{R}(\dot{\mathbf{x}}, \mathbf{x})$ be the constraint reaction and $\mathbf{F}(\dot{\mathbf{x}}, \mathbf{x})$ the active force.

Consider all the possible accelerations \mathbf{a} compatible with the constraints and a given initial state $\dot{\mathbf{x}}, \mathbf{x}$. Then \mathbf{R} is *ideal* or *satisfies the principle of minimal constraint* if the actual accelerations $\mathbf{a}_i = \frac{1}{m_i}(\mathbf{F}_i + \mathbf{R}_i)$ minimize the *effort* defined by:

$$\sum_{i=1}^N \frac{1}{m_i} (\mathbf{F}_i - m_i \mathbf{a}_i)^2 \leftrightarrow \sum_{i=1}^N (\mathbf{F}_i - m_i \mathbf{a}_i) \cdot \delta \mathbf{a}_i = 0 \quad (\text{E.1})$$

for all possible variations $\delta \mathbf{a}_i$ compatible with the constraint φ . Since all possible accelerations following $\dot{\mathbf{x}}, \mathbf{x}$ are such that $\sum_{i=1}^N \partial_{\dot{\mathbf{x}}_i} \varphi(\dot{\mathbf{x}}, \mathbf{x}) \cdot \delta \mathbf{a}_i = 0$ we can write

$$\mathbf{F}_i - m_i \mathbf{a}_i - \alpha \partial_{\dot{\mathbf{x}}_i} \varphi(\dot{\mathbf{x}}, \mathbf{x}) = \mathbf{0} \quad (\text{E.2})$$

with α such that

$$\frac{d}{dt} \varphi(\dot{\mathbf{x}}, \mathbf{x}) = 0, \quad (\text{E.3})$$

i.e.

$$\alpha = \frac{\sum_i (\dot{\mathbf{x}}_i \cdot \partial_{\dot{\mathbf{x}}_i} \varphi + \frac{1}{m_i} \mathbf{F}_i \cdot \partial_{\dot{\mathbf{x}}_i} \varphi)}{\sum_i m_i^{-1} (\partial_{\dot{\mathbf{x}}_i} \varphi)^2} \quad (\text{E.4})$$

which expresses analytically Gauss' principle, see [218] and [5][Appendix 9.A4].

Note that if the constraint is even in the $\dot{\mathbf{x}}_i$ then α is odd in the velocities: therefore if the constraint is imposed on a system with Hamiltonian $H = K + V$, with K quadratic in the velocities and V depending only on the positions, and if other purely positional forces (conservative or not) act on the system then the resulting equations of motion are reversible if time reversal is simply defined as velocity reversal.

The Gauss' principle has been somewhat overlooked in the Physics literature in statistical mechanics: its importance has again only recently been brought to the attention of researchers, see the review [152]. A notable, though by now ancient, exception is a paper of Gibbs, [48], which develops variational formulas which he relates to Gauss' principle of least constraint.

Conceptually this principle should be regarded as a *definition of ideal non holonomic constraint*, much as D'Alembert's principle or the least action principle are regarded as the definition of *ideal holonomic constraint*.

F Appendix: Non smoothness of stable/unstable manifolds

A simple argument to understand why even in analytic Anosov systems the stable and unstable manifolds might just be Hölder continuous can be given.

Let T^2 be the two dimensional torus $[0, 2\pi]^2$, and let S_0 be the Arnold's cat Anosov map on T^2 ; $(x', y') = S_0(x, y)$ and $S(x, y) = S_0(x, y) + \varepsilon f(x, y)$ be an smooth perturbation of S_0 :

$$S_0 \rightarrow \begin{cases} x' = 2x + y \bmod 2\pi \\ y' = x + y \bmod 2\pi \end{cases}, \quad S(x, y) = S_0(x, y) + \varepsilon f(x, y) \quad (\text{F.1})$$

with $f(x, y)$ periodic. Let v_+^0, v_-^0 be the eigenvectors of the matrix $\partial S_0 = \begin{pmatrix} 2 & 1 \\ 1 & 1 \end{pmatrix}$: which are the stable and unstable tangent vectors at all points of T^2 ; and let λ_+, λ_- be the corresponding eigenvalues.

Abriding the pair (x, y) into ξ , try to define a change of coordinates map $h(\xi)$, analytic in ε near $\varepsilon = 0$, which transforms S back into S_0 ; namely h such that

$$h(S_0\xi) = S(h(\xi)) + \varepsilon f(h(\xi)) \quad (\text{F.2})$$

and which is *at least* mildly continuous, *e.g.* Hölder continuous with $|h(\xi) - h(\xi')| \leq B|\xi - \xi'|^\beta$ for some $B, \beta > 0$ (with $|\xi - \xi'|$ being the distance on T^2 of ξ from ξ'). If such a map exists it will transform stable or unstable manifolds for S_0 into corresponding stable and unstable manifolds of S .

It will now be shown that the map h cannot be expected to be differentiable but only Hölder continuous with an exponent β that can be prefixed as close as wished to 1 (at the expense of the coefficient B) but *not* = 1. Write $h(x) = x + \eta(x)$, with $\eta(x) = \sum_{k=0}^{\infty} \varepsilon^k \eta^{[k]}(x)$; then

$$\begin{aligned} \eta(S_0x) &= S_0\eta(x) + \varepsilon f(x + \eta(x)) \\ \eta^{[k]}(S_0x) - S_0\eta^{[k]}(x) &= \left(\varepsilon f(x + \eta(x)) \right)^{[k]} \end{aligned} \quad (\text{F.3})$$

where the last term is the k -th order coefficient of the expansion. If $h_{\pm}(\xi)$ are scalars so defined that $h(\xi) = h_+(\xi)v_+ + h_-(\xi)v_-$ it will be

$$\begin{aligned} h_+^{[k]}(\xi) &= \lambda_+^{-1} \eta_+^{[k]}(S_0\xi) - \left(\varepsilon f_+(\xi + h(\xi)) \right)^{[k]} \\ h_-^{[k]}(\xi) &= \lambda_- \eta_-^{[k]}(S_0^{-1}\xi) + \left(\varepsilon f_-(S_0^{-1}\xi + h(S_0^{-1}\xi)) \right)^{[k]} \end{aligned} \quad (\text{F.4})$$

Hence for $k = 1$ it is

$$h_+^{[1]}(\xi) = - \sum_{n=0}^{\infty} \lambda_+^{-n} f_+(S_0^n \xi), \quad h_-^{[1]}(\xi) = \sum_{n=0}^{\infty} \lambda_-^n f_-(S_0^{-n-1} \xi) \quad (\text{F.5})$$

the *r.h.s.* is a convergent series of differentiable functions as $\lambda_+^{-1} = |\lambda_-| < 1$.

However if differentiated term by term the n -th term will be given by $(\partial S_0)^n (\partial^n f_+)(S_0^n \xi)$ or, respectively, $(\partial S_0)^{-n} (\partial^n f_-)(S_0^{-1-n} \xi)$ and these functions will grow as λ_+^n or as $|\lambda_-|^n$ for $n \rightarrow \infty$, respectively, unless $f_+ = 0$ in the first case or $f_- = 0$ in the second, so one of the two series cannot be expected

to converge, *i.e.* the $h^{[1]}$ cannot be proved to be differentiable. Nevertheless if $\beta < 1$ the differentiability of f implies $|f(S_0^{\pm n}\xi) - f(S_0^{\pm n}\xi')| \leq B|S_0^{\pm n}(\xi - \xi')|^\beta$ for some $B > 0$, hence

$$|h_+^{[1]}(\xi) - h_+^{[1]}(\eta)| \leq \sum_{n=0}^{\infty} \lambda_+^{-n} B \lambda_+^{n\beta} |\xi - \eta|^\beta \leq \frac{B}{1 - \lambda_+^{1-\beta}} |\xi - \eta|^\beta \quad (\text{F.6})$$

because $|S_0^{\pm n}(\xi - \eta)| \leq \lambda_+^n |\xi - \eta|$ for all $n \geq 0$, and therefore $h^{[1]}$ is Hölder continuous.

The above argument can be extended to all order in ε to prove rigorously that $h(\xi)$ is smooth in ε near $\varepsilon = 0$ and Hölder continuous in ξ , for details see [50][Sec. 10.1]. It can also lead to show that locally the stable or unstable manifolds (which are the h -images of those of S_0) are infinitely differentiable surfaces (actually lines, in this 2-dimensional case), [50][Sec. 10.1].

G Appendix: Markovian partitions construction

This section is devoted to a mathematical proof of existence of Markovian partitions of phase space for Anosov maps on a 2-dimensional manifold which at the same time provides an algorithm for their construction.¹ Although the idea can be extended to Anosov maps in dimension > 2 the (different) original construction in arbitrary dimension is easily found in the literature, [81][82][50].

Let S be a smooth (or analytic) map defined on a smooth compact manifold Ξ : suppose that S is hyperbolic, transitive. Let $\delta > 0$ be fixed, with the aim of constructing a Markovian partition with rectangles of diameter $\leq \delta$.

Suppose for simplicity that the map has a fixed point x_0 . Let τ be so large that $\overline{C} = S^{-\tau}W_\delta^s(x_0)$ and $\overline{D} = S^\tau W_\delta^u(x_0)$ (the notation used in Sec.(refsec:III-3) is $W_\delta(x) \stackrel{def}{=} \text{connected part containing } x \text{ of the set } W(x) \cap B_\gamma(x)$) fill Ξ so that no point $y \in \Xi$ is at a distance $> \frac{1}{2}\delta$ from \overline{C} and from \overline{D} .

The surfaces $\overline{C}, \overline{D}$ will repeatedly intersect forming, quite generally, 'rectangles' Q : but there will be cases of rectangles Q inside which part of the boundary of \overline{C} or of \overline{D} will end up without *fully* overlapping with an axis of Q (*i.e.* the stable axis w^s in Q containing $\overline{C} \cap Q$ or, respectively, the unstable axis w^u in Q containing $\overline{D} \cap Q$) thus leaving an incomplete rectangle as in Fig.(3.A.1):

¹ It follows an idea of M. Campanino.

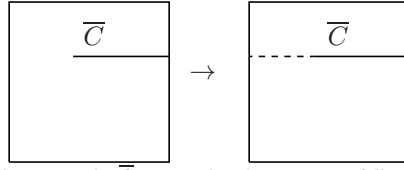


fig3.A.1

Fig.3.A.1: An incomplete rectangle: \overline{C} enters it but does not cover fully the stable axis (completed by the dashed portion in the second figure).

In such cases \overline{C} will be extended to contain w^s , or \overline{D} will be extended to contain w^u : this means continuing $W_\delta^s(x_0)$ to $W_\delta^s(x_0)'$ and $W_\delta^u(x_0)$ to $W_\delta^u(x_0)'$ elongating them by at most $Le^{-\lambda\tau}$, where L is the largest of the lengths of $W_\delta^i(x_0), i = u, s$. So doing the surfaces $\overline{C}' = S^{-\tau}W_\delta^s(x_0)'$ and $\overline{D}' = S^\tau W_\delta^u(x_0)'$ will partition Ξ into complete rectangles and there will be no more incomplete ones.

By construction the rectangles $\mathcal{E}_0 = (E_1, \dots, E_n)$ delimited by $\overline{C}', \overline{D}'$ will all have diameter $< \delta$ and no pair of rectangles will have interior points in common. Furthermore the boundaries of the rectangles will be smooth (a peculiarity of dimension 2). Since by construction $S_\tau \overline{C}' \subset \overline{C}'$ and $S^{-\tau} \overline{D}' \subset \overline{D}'$ if $Le^{-\lambda\tau} < \delta$, as it will be supposed, the main property Eq.(3.4.1) will be satisfied with S_τ instead of S and \mathcal{E}_0 will be a Markovian pavement for S_τ , if δ is small enough.

But if $\mathcal{E} = (E_1, \dots, E_n), \mathcal{E}' = (E'_1, \dots, E'_m)$ are Markovian pavements also $\mathcal{E}'' = \mathcal{E} \vee \mathcal{E}'$, the pavement whose elements are $E_i \cap E'_j$, is Markovian and $\mathcal{E} \stackrel{def}{=} \bigvee_{i=0}^{\tau-1} S^i \mathcal{E}_0$ is checked to be Markovian for S (i.e. the property in Eq.(3.4.1) holds not only for S_τ but also for S).

Anosov maps may fail to admit a fixed point: however they certainly have periodic points (actually a dense set of periodic points)². If x_0 is a periodic point of period n it is a fixed point for the map S^n . The iterates of an Anosov map are again Anosov maps: hence there is an Markov pavement \mathcal{E}_0 for S^n : therefore $\mathcal{E} \stackrel{def}{=} \bigvee_{i=0}^{n-1} S^i \mathcal{E}_0$ is a Markovian pavement for S .

H Appendix: Axiom C

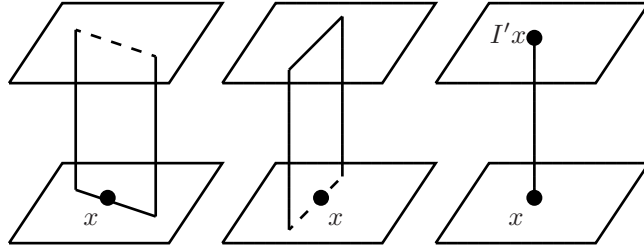
To begin with a simple example consider a Anosov map $S_* \times S_*$ acting on \mathcal{A} and on a copy \mathcal{A}' of \mathcal{A} ; suppose that S_* admits a time reversal symmetry I^* : for instance \mathcal{A} could be the torus $T^2 \times T^2$, and S_* the map, in the example in the end remarks in Sec.(3.5). If x is a point in \mathcal{A} the generic point of the phase space Ξ will be determined by (x, z, y) where $x \in \mathcal{A}, y \in \mathcal{A}'$ and z is a set of transverse coordinates that tell us how far we are from the \mathcal{A} and \mathcal{A}' .

In the FigH.1 given $x \in \mathcal{A}$ the *stable* manifold $\mathcal{V}_s(x)$ on \mathcal{A} through x generates, together with the vectors pointing towards \mathcal{A} , a surface represented by the “vertical” surface through x (intersecting \mathcal{A} on $\mathcal{V}_s(x)$).

² Let E be a rectangle: then if m is large enough $S^m E$ intersects E in a rectangle δ_1 , and the image $S^m \delta_1$ intersects δ_1 in a rectangle δ_2 and so on: hence there is an unstable axis δ_∞ of E with the property $S^m \delta_\infty \supset \delta_\infty$. Therefore $S^{-km} \delta_\infty \subset \delta_\infty$ for all k hence $\bigcap_k S^{-km} \delta_\infty$ is a point x of period m inside E .

Likewise in the second drawing in FigH.1 the *unstable* manifold $\mathcal{V}_u(x)$ on \mathcal{A} through x generates, together with the vectors pointing towards \mathcal{A} , a surface represented by the “vertical” surface through x . The two vertical surfaces intersect near \mathcal{A} on a line $L(x)$.

The third drawing illustrates the possible geometric property that the two surfaces and the line $L(x)$ above extend in phase space to intersect the \mathcal{A}' : the line $L(x)$ intersects on a point $I'x \in \mathcal{A}'$ and the two vertical manifolds in the stable and unstable manifolds on $L(x)$ on \mathcal{A}' .



FigH.1

FigH.1: Each of the 3 lower surfaces represent the attracting set \mathcal{A} and the upper the repellers \mathcal{A}' . Motion S on \mathcal{A} and \mathcal{A}' is chaotic (Anosov). The system is reversible under the symmetry I but motion on \mathcal{A} and \mathcal{A}' is not reversible because $I\mathcal{A} = \mathcal{A}' \neq \mathcal{A}$. Given a point $x \in \mathcal{A}$ its stable plane at x together with the directions consisting of the contracting directions towards \mathcal{A} generates surfaces transversal to \mathcal{A} represented vertical rectangle in the first drawing. Likewise the unstable plane at x together with the contracting directions towards \mathcal{A} generates surfaces transversal to \mathcal{A} as in the second drawing. The two surfaces intersect near x in a line sticking out of \mathcal{A} . The axiom-C property requires that the two vertical surfaces extend to cross transversally both \mathcal{A} , \mathcal{A}' as in the third figure: thus establishing a one-to-one correspondence $x \leftrightarrow I'x$ between attracting and repelling sets. The composed map $I \circ I'$ leaves \mathcal{A} (and \mathcal{A}') invariant and is a time-reversal for the restriction of the evolution S to \mathcal{A} and \mathcal{A}' .

It is possible to think that in generic reversible systems satisfying the CH the situation is the above: namely there is an “irrelevant” set of coordinates z that describes the departure from the future and past attracting sets $\mathcal{A}, \mathcal{A}'$: the latter are copies of each other (via the global time reversal $I: \mathcal{A} = \mathcal{A}'$) and on each of them is defined a map I^* which inverts the time arrow: such map will be naturally called the *local time reversal*.

In the above case the map I^* and the coordinates (x, z, y) are “obvious”. The problem is to see whether they are defined quite generally under the only assumption that the system is reversible and has a unique future and a unique past attracting set on which motion is an Anosov system. This is a problem that is naturally solved in general when the system verifies the “Axiom C”.

A formal definition of the axiom C property is:

Definition: (Axiom C) *A smooth system (\mathcal{C}, S) verifies Axiom C if it admits a unique attracting set \mathcal{A} on which S is Anosov and a distinct repelling set \mathcal{A}' and: (1) for every $x \in \mathcal{C}$ the tangent space T_x admits a Hölder-continuous³ decomposition as a direct sum of three subspaces T_x^u, T_x^s, T_x^m such that if $\delta(x) = \min(d(x, \mathcal{A}), d(x, \mathcal{A}'))$, there exist constants C, c and:*

$$\begin{aligned} (a) \quad dS T_x^\alpha &= T_{Sx}^\alpha & \alpha &= u, s, m \\ (b) \quad |dS^n w| &\leq C e^{-\lambda n} |w|, & w &\in T_x^s, n \geq 0 \end{aligned}$$

³ One might prefer to require real smoothness, e.g. C^p with $1 \leq p \leq \infty$: but this would be too much for rather trivial reasons, like the ones examined in App.G. On the other hand Hölder continuity might be equivalent to simple C^0 -continuity as in the case of Anosov systems, see [219][220].

$$(c) \quad |dS^{-n}w| \leq Ce^{-\lambda n}|w|, \quad w \in T_x^u, \quad n \geq 0$$

$$(d) \quad |dS^n w| \leq c\delta(x)^{-1}e^{-\lambda|n|}|w|, \quad w \in T_x^m, \quad \forall n$$

where the dimensions of T_x^u, T_x^s, T_x^m are > 0 .

(2) if x is on the attracting set \mathcal{A} then $T_x^s \oplus T_x^m$ is tangent to the stable manifold in x ; if x is on the repelling set \mathcal{A}' then $T_x^u \oplus T_x^m$ is tangent to the unstable manifold in x .

Although T_x^u and T_x^s might not be uniquely determined, the planes $T_x^s \oplus T_x^m$ and $T_x^u \oplus T_x^m$ are uniquely determined for $x \in \mathcal{A}$ and, respectively, $x \in \mathcal{A}'$.

The geometrical and dynamical meaning can be commented as follows. An Axiom C system is a system satisfying the CH in a form which gives also properties of the motions away from the attracting set: *i.e.* it has a stronger, and more global, hyperbolicity property.

Namely, if \mathcal{A} and \mathcal{A}' are the attracting and repelling sets the stable manifold of a periodic point $p \in \mathcal{A}$ and the unstable manifold of a periodic point $q \in \mathcal{A}'$ not only have a point of transverse intersection, but they intersect transversely *all the way* on a manifold connecting \mathcal{A} to \mathcal{A}' ; the unstable manifold of a point in \mathcal{A}' will accumulate on \mathcal{A} *without winding around it*.

It will be helpful to continue referring to FigH.1 to help intuition. The definition implies that given $p \in \mathcal{A}$ the stable and unstable manifolds of x intersect in a line which intersects \mathcal{A}' and establish a correspondence I' between \mathcal{A} and \mathcal{A}' .

If there the map S satisfies the definition above and it has also a time reversal symmetry I then the map $I^* = I I'$ on \mathcal{A} (and on \mathcal{A}') has the property of a time reversal for the restriction of S to \mathcal{A} (or \mathcal{A}'). The axiom C property will be useful in particular when it can also be proved that the map $I \leftrightarrow I'$ is smooth.

For more details see [110]. Axiom C systems can also be shown to have the property of structural stability: they are Ω -stable in the sense of [220][p.749], see [110].

I Appendix: Pairing theory

Consider the equations of motion, for an evolution in continuous time of N particles in $2Nd$ dimensions, for $X = (\xi, \pi) \in R^{2Nd}$:

$$\dot{\xi} = \pi, \quad \dot{\pi} = -\partial\varphi(\xi) - \alpha\pi, \quad \alpha = \chi \quad \text{or} \quad \alpha = -\frac{\partial\varphi(\xi) \cdot \pi}{\pi^2} \pi \quad (\text{I.1})$$

which correspond to motion with kinetic energy controlled by constant viscosity or by a thermostat fixing it at a given value $\frac{1}{2}\pi^2$, in a system of N particles in dimension d interacting via a potential φ containing internal and external conservative forces. Call M the phase space where the motions take place.

Throughout it will be assumed that the system has a single attracting set \mathcal{A} verifying the CH and $\mathcal{A} = M$.

The positions $\boldsymbol{\xi} = (\xi_1, \dots, \xi_N)$ vary in R^d (in which case the external forces contain “wall potential barriers” which confine the system in space, possibly to non simply connected regions) or in a square box with periodic boundaries, T^d . The potential φ could possibly be not single valued, although its gradient is required to be single valued. In the model in Eq.(I.1) with variable α the momentum variables $\boldsymbol{\pi} = (\pi_1, \dots, \pi_N)$ are constrained to keep $\boldsymbol{\pi}^2$ constant by the thermostat action $-\alpha(\boldsymbol{\xi}, \boldsymbol{\pi})\boldsymbol{\pi}$.

If $\alpha = \nu > 0$, let $J(X)$ be the $2Nd \times 2Nd$ matrix of the derivatives of Eq.(I.1) so that the Jacobian matrix $W(X, t) = \partial_X S_t(X)$ of Eq.(I.1) is the solution of $\dot{W}(X, t) = J(S_t(X))W(X, t)$. For $\nu = 0$ Jacobian matrix $J_0(X)$ can be computed yielding: $J(X) = \begin{pmatrix} 0 & \delta_{ij} \\ M_{ik} & 0 \end{pmatrix} = J_0$.

More generally the Jacobian matrix of a motion with equations $\dot{\boldsymbol{\xi}} = -\partial_{\boldsymbol{\pi}} H(\boldsymbol{\pi}, \boldsymbol{\xi})$; $\dot{\boldsymbol{\pi}} = -\partial_{\boldsymbol{\xi}} H(\boldsymbol{\pi}, \boldsymbol{\xi}) - \chi\boldsymbol{\pi}$, *i.e.* the matrix of the derivatives $\frac{\partial \dot{X}}{\partial X}$, will have the form

$$J(X) = J_0(X) - \begin{pmatrix} 0 & 0 \\ 0 & -\chi \end{pmatrix} = J_0(X) + \begin{pmatrix} +\frac{1}{2}\chi & 0 \\ 0 & -\frac{1}{2}\chi \end{pmatrix} - \frac{\chi}{2}I \quad (\text{I.2})$$

with J_0 an infinitesimal symplectic matrix and I the identity matrix. Remark that the sum of the first two matrices on the r.h.s is the Jacobian matrix of the Hamiltonian $H'(\boldsymbol{\pi}, \boldsymbol{\xi}) = H(\boldsymbol{\pi}, \boldsymbol{\xi}) + \frac{\chi}{2}\boldsymbol{\pi} \cdot \boldsymbol{\xi}$: hence it is symplectic (infinitesimal). So $J(X)$ is the sum of a symplectic matrix and $-\frac{\chi}{2}I$.

Hence $\dot{W}(X(t)) = (J(X) - \frac{\chi}{2}I)W(X(t))$ and $W(X(t)) = e^{-t\frac{\chi}{2}}\overline{W}(X(t))$ with $\overline{W}(t)$ symplectic and the spectrum of $W(X(t))$ will be shifted by $-\frac{\chi}{2}t$ from that of $\overline{W}(t)$ symmetric with respect to 0: hence pairing follows at the level $-\frac{\chi}{2}$ and the same holds for the spectrum of $(\overline{W}(t)^T \overline{W}(t))^{\frac{1}{2}}$, [112], because if L is a symplectic matrix such is $L^T L$ (recall that L, L^T are symplectic if $LJL^T = J$: hence $L^T L J L^T L J = -1$, [221]).

The *above* pairing proof, [112], holds for systems obtained by adding a constant friction $-\chi\boldsymbol{\pi}$ to *general Hamiltonian* systems.

A *second proof*, [113][222][75], of the pairing can be given and considerably extends, as suggested in [223], the pairing proof to the *special case* of Gaussian thermostatted systems in Eq.(I.1), with $\alpha\boldsymbol{\pi} = -\frac{\partial\varphi(\boldsymbol{\xi}) \cdot \boldsymbol{\pi}}{\boldsymbol{\pi}^2}\boldsymbol{\pi}$. In the following the version in [113] is analyzed, although the versions in [222][75] are considerably simpler.

The Jacobian is:

$$J(X) = \begin{pmatrix} 0 & \delta_{ij} \\ F_{ik}(\delta_{k,j} - \frac{\pi_k \pi_j}{\boldsymbol{\pi}^2}) & -\alpha\delta_{ij} + \frac{\pi_i \partial_j \varphi}{\boldsymbol{\pi}^2} - 2\frac{\partial_k \varphi \pi_k}{\boldsymbol{\pi}^4} \pi_i \pi_j \end{pmatrix} \quad (\text{I.3})$$

with $F_{ik} \stackrel{def}{=} -\partial_{ik}\varphi$; which shows explicitly the properties that an infinitesimal vector $\begin{pmatrix} \varepsilon\boldsymbol{\pi} \\ 0 \end{pmatrix}$ joining two initial data $(\boldsymbol{\xi}, \boldsymbol{\pi})$ and $(\boldsymbol{\xi} + \varepsilon\boldsymbol{\pi}, \boldsymbol{\pi})$ is eigenvector of

$J(X)$ with eigenvalue 0. This means that $W(X, t)$ maps $\begin{pmatrix} \varepsilon\boldsymbol{\pi} \\ 0 \end{pmatrix}$ into $\begin{pmatrix} \varepsilon\boldsymbol{\pi}_t \\ 0 \end{pmatrix}$ if $S_t(\boldsymbol{\xi}, \boldsymbol{\pi}) = (\boldsymbol{\xi}_t, \boldsymbol{\pi}_t)$.

And the time derivative of $\begin{pmatrix} 0 \\ \boldsymbol{\pi} \end{pmatrix}$, i.e. $J\begin{pmatrix} 0 \\ \boldsymbol{\pi} \end{pmatrix} = \begin{pmatrix} \boldsymbol{\pi} \\ 0 \end{pmatrix}$, is orthogonal to $\begin{pmatrix} 0 \\ \boldsymbol{\pi} \end{pmatrix}$: so that $\boldsymbol{\pi}^2$ is a constant of motion, as directly consequence of the value α in Eq.(I.1).

In other words the ‘‘tangent’’ solution of $\dot{W}(t) = J(\mathbf{u}(t))W(t)$ will have two vectors on which it acts expanding or contracting them less than exponentially: *hence the map S_t will have two zero Lyapunov exponents.*

Given \mathbf{u} follow its trajectory $\mathbf{u}(t) = (\boldsymbol{\xi}(t), \boldsymbol{\pi}(t))$, and study the linearized evolution equation $\dot{W}(t) = J(\mathbf{u}(t))W(t)$. The preceding remarks show that it will be convenient to use a system of coordinates which, in an infinitesimal neighborhood of $X = (\boldsymbol{\xi}, \boldsymbol{\pi})$, is orthogonal and describes infinitesimal $2Nd$ -dimensional vectors $(d\boldsymbol{\xi}, d\boldsymbol{\pi})$: via the Nd -dimensional components of $d\boldsymbol{\xi}$ and $d\boldsymbol{\pi}$ in a reference frame with origin in $\boldsymbol{\xi}$ and with axes $\mathbf{e}_0, \dots, \mathbf{e}_{Nd-1}$ with $\mathbf{e}_0 \equiv \frac{\boldsymbol{\pi}}{|\boldsymbol{\pi}|}$.

Calling $J_{\boldsymbol{\pi}}$ the matrix J in the new basis, it soon appears to have the form:

$$J_{\boldsymbol{\pi}} = \begin{pmatrix} 0 & \cdot & \cdot & 1 & \cdot & \cdot & \cdot & 0 \\ \cdot & 0 & \cdot & 0 & 1 & \cdot & \cdot & 0 \\ \cdot & \cdot & \cdot & 0 & \cdot & \cdot & \cdot & 0 \\ \cdot & \cdot & \cdot & 0 & \cdot & \cdot & 1 & 0 \\ \cdot & \cdot & 0 & 0 & \cdot & \cdot & \cdot & 1 \\ 0 & M_{01} & \cdot & 0 & \frac{\partial_1 \varphi}{|\boldsymbol{\pi}|} & \frac{\partial_2 \varphi}{|\boldsymbol{\pi}|} & \cdot & \cdot \\ 0 & M_{11} & \cdot & 0 & -\alpha & \cdot & \cdot & 0 \\ 0 & M_{21} & \cdot & 0 & 0 & -\alpha & \cdot & 0 \\ \cdot & \cdot & \cdot & 0 & \cdot & \cdot & \cdot & 0 \\ \cdot & \cdot & M_{Nd-1, Nd-1} & 0 & \cdot & \cdot & \cdot & -\alpha \end{pmatrix} \quad (\text{I.4})$$

where $M_{ij} \stackrel{def}{=} -\partial_{ij}\varphi(\boldsymbol{\xi})$. The cancellations that appear in Eq.(I.4) allow to identify in the matrix $J_{\boldsymbol{\pi}}$ the following structure.

If $(x, \mathbf{u}, y, \mathbf{v})$ is a $2Nd$ column vector ($x, y \in \mathbb{R}$, $\mathbf{u}, \mathbf{v} \in \mathbb{R}^{Nd-1}$) and P is the projection which sets $x = y = 0$, the matrix $J_{\boldsymbol{\pi}}$ becomes $J_{\boldsymbol{\pi}} = PJ_{\boldsymbol{\pi}}P + (1-P)J_{\boldsymbol{\pi}}P + (1-P)J_{\boldsymbol{\pi}}(1-P)$ (since $PJ_{\boldsymbol{\pi}}(1-P) = 0$) and, setting $Q \stackrel{def}{=} (1-P)$,

$$J_{\boldsymbol{\pi}}^n = (PJ_{\boldsymbol{\pi}}P)^n + (QJ_{\boldsymbol{\pi}}Q)^n + (QJ_{\boldsymbol{\pi}}Q)^{n-1}QJ_{\boldsymbol{\pi}}P \quad (\text{I.5})$$

The key remark, [112][113], is that the 2×2 matrix $QJ_{\boldsymbol{\pi}}Q$ is $\begin{pmatrix} 0 & 1 \\ 0 & 0 \end{pmatrix}$, and

the $2(Nd-1) \stackrel{def}{=} 2D$ dimensional matrix $PJ_{\boldsymbol{\pi}}P$ has the form:

$$\begin{pmatrix} 0 & 1 \\ M' & -\alpha \end{pmatrix} = \begin{pmatrix} \frac{\alpha}{2} & 1 \\ M' & -\frac{\alpha}{2} \end{pmatrix} - \frac{\alpha}{2} \quad (\text{I.6})$$

with M' a symmetric matrix and both matrices $QJ\pi Q$ and $PJ\pi P + \frac{\alpha}{2}$ are infinitesimal symplectic matrices.⁴ therefore the solution of the equation:

$$\dot{W}_\pi(X, t) = J_\pi(S_t X) W_\pi(X, t), \quad W_\pi(X, 0) = 1, \quad (\text{I.7})$$

will have, in the new coordinates, form $W_\pi(X, t) = W_{\pi,0}(X, t) e^{-\frac{1}{2} \int_0^t \alpha(S_t X) dt}$ with $W_{\pi,0}$ a symplectic matrix. Hence the spectral properties of $W_\pi(X, t)$ will be those of $W_{\pi,0}(X, t)$ shifted by $-\frac{1}{2} \int_0^t \alpha(S_t X) dt$.

Ordering in decreasing order its $2D = 2(Nd - 1)$ eigenvalues $\lambda_j(X, t)$ of the product $\frac{1}{2t} \log(W_\pi(X, t)^T W_\pi(X, t))$ it is:

$$\lambda_j(X, t) + \lambda_{2D-j}(X, t) = - \int_0^t \alpha(S_t X) dt, \quad j = 0, \dots, D \quad (\text{I.8})$$

that can be called “local pairing rule”.

Since $(QJQ)^n = 0$ for $n \geq 2$ the 2×2 matrix QJQ will give 2 extra exponents which are 0.

Going back to the original basis we see that the eigenvalues of the matrices $\partial S_t(X)^T \partial S_t(X)$ and $W_\pi(X, t)^T W_\pi(X, t)$ coincide after discarding the two 0 exponents, and the pairing rule holds, [113]. This will mean $\lambda_j + \lambda_{2D-j} = \text{const}$ or, if σ_+ is the average phase space contraction:

$$\lambda_j + \lambda_{2(Nd-1)-j} = -\frac{\sigma_+}{D}, \quad D = Nd - 1 \quad (\text{I.9})$$

The first pairing proof given above holds for equations obtained by adding a constant viscosity $-\chi\pi$ to a general Hamiltonian system (not necessarily of the form $\frac{1}{2}\pi^2 + \varphi(\xi)$ as in Eq.(I.1)). But the second proof *does not* apply immediately to more general Gaussian constrained equations as *it assumes the form* Eq.(I.1) for the Hamiltonian. Does the pairing also apply to such cases? [222][75]: see Appendix J.

J Appendix: Fluid equations, pairing and ergodicity

In several applications the statement that the stationary state is “ergodic” is mentioned: often intending that trajectories are dense in phase space aside from a set of 0 area in phase space. The CH insures the statement validity in the sense that motions, with chaotic initial data as in Sec.(2.6), are asymptotic to attracting sets and its restriction to them is ergodic in the mathematical sense with respect to the SRB distribution.

⁴ The first being the Jacobian matrix for the 1-dimensional Hamiltonian $H = \frac{1}{2}p^2$; the second for the D -dimensional Hamiltonian $H(\mathbf{p}, \mathbf{q}) = \frac{1}{2}\mathbf{p}^2 - \frac{1}{2}(\mathbf{q}, M\mathbf{q}) + \frac{1}{2}\alpha \mathbf{p} \cdot \mathbf{q}$.

However it is often necessary to distinguish when an attracting set is the entire phase space and when it is not. For instance this is important when checking whether the system can be considered an Anosov system: a question which arises in simulations in which the fluctuation theorem is applied to reversible fluid motions.

In the Navier-Stokes equations it seems that if the UV cut-off N is increased the negative Lyapunov exponents eventually outnumber the positive ones. Hence the attracting set is, at N large, likely to be a smooth but low-dimensional surface: and as discussed, even in reversible systems, the time reversal symmetry breaks; warning that further work is necessary before trying to apply the fluctuation theorem or other consequences of reversibility.

From Sec.(4.4) a test of the Anosov property can be based on the equality of the Kaplan-Yorke dimension d_{ky} with the phase space dimension. In simulations on 2-dimensional fluids, incompressible and in periodic containers, it is not difficult to find examples in which even at moderate regularization the sum $-\sum_j \lambda_j$ of negative exponents is sizably larger than the sum of positive ones. An example is in the following figure, Fig.J1:

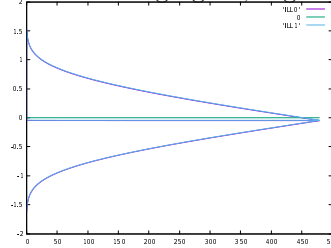


Fig.J1

Fig.J1: $R = 2048$, $N = 960$, local exponents λ_k , $0 \leq k < d/2$ in decreasing order and λ_{d-k} , $0 \leq k < d/2$ in increasing order e le linee $(\lambda_k + \lambda_{d-1-k})/2$ and the line $\equiv 0$. Simulation step 2^{-19} . Reversible and irreversible case overlapping and apparent pairing.

Apparent pairing and equivalence of exponents in corresponding reversible and irreversible flows although unappreciable in the scale of the figure becomes appreciable at much larger scale: it is below 2% except in a small interval around $\lambda_j \sim 0$. Nevertheless the result is surprising particularly because it is expected to depend on the size of the UV regularization N and the pairing curve to bend downwards, at fixed forcing, as N grows: it would be important to find theoretical support to the apparent pairing at low N and to understand whether it could be related also to the precision in the calculations (simulation step size 2^{-19} in Fig.J1).

In the next section a simple case in which the dimension d_{ky} , defined in Sec.(4.4), equals the phase space dimension and consequences can be derived, in the light of equivalence conjectures even about irreversible flows.

K Appendix: Fluctuation theorem and viscosity

In reversible Navier-Stokes equations for \mathbf{u} , Eq.(5.4.2) (ii), the non constant multiplier α leads to a “phase space contraction” (formally $-\sum_{\mathbf{k}} \frac{\partial \dot{u}_{\mathbf{k}}}{\partial u_{\mathbf{k}}}$):

$$\sigma(u) = \alpha(u) \left(\mathcal{K}_2 - 2 \frac{E_6(u)}{E_4(u)} \right) + \frac{F(u)}{E_4(u)} \quad (\text{K.1})$$

with $\mathcal{K}_2, E_4(u), E_6(u), F(u)$ are, see Eq.(5.6.7):

$$\begin{aligned} \mathcal{K}_2 &= 2^{d-2} \sum_{\mathbf{k}} \mathbf{k}^2, \quad E_4(u) = \sum_{\mathbf{k}} (\mathbf{k}^2)^2 |u_{\mathbf{k}}|^2, \\ E_6(u) &= \sum_{\mathbf{k}} (\mathbf{k}^2)^3 |u_{\mathbf{k}}|^2, \quad F(u) = \frac{\sum_{\mathbf{k}} (\mathbf{k}^2)^2 \bar{\varphi}_{\mathbf{k}} u_{\mathbf{k}}}{E_4(u)} \end{aligned} \quad (\text{K.2})$$

where the sums run over the \mathbf{k} with $|k_i| \leq N$, $i = 1, 2$ or $i = 1, 2, 3$. The expression is valid for $d = 2, 3$ dimensions *provided* the appropriate $\alpha(\mathbf{u})$ is selected (if $d = 3$ $\alpha(\mathbf{u})$ contains a contribution from the transport term): in the following the 2-dimensional case will be considered.

In *time reversible Anosov flows* the fluctuations of the divergence satisfy the general symmetry relation, the ‘‘fluctuation theorem’’ discussed in Sec.(4.6). Namely if S_t denotes the evolution and σ_+ the infinite time average of $\sigma(S_t u)$ and

$$p(u) = \frac{1}{\tau} \int_0^\tau \sigma(S_\theta u) d\theta \quad (\text{K.3})$$

then p has a probability distribution in the stationary state such that $p \in dp$ has density $P(p) = e^{\zeta(p)\tau + O(1)}$, asymptotically as $\tau \rightarrow \infty$, with the *universal* symmetry, (4.6.1), $\zeta(-p) = \zeta(p) - p\sigma_+$, with σ_+ infinite time average of $\sigma(S_t u)$ called fluctuation relation.

Before posing the main question: *is it meaningful to ask whether the fluctuation relation holds in irreversible evolutions?* it is necessary to study, first:

1) the probability distribution P of $p(\mathbf{u})$ is defined, by Eq.(K.3),(K.2) both in the reversible and irreversible flows: although $p(\mathbf{u})$ is not a local observable, nevertheless it might be among the non local observables with equal or close corresponding distributions, Sec.(5.1,5.7).

2) the *local Lyapunov spectrum*: defined by considering the Jacobian matrix of the evolution, formally the matrix $J_{\mathbf{k}, \mathbf{h}} = \frac{\partial \dot{u}_{\mathbf{k}}}{\partial u_{\mathbf{h}}}$, and then computing the eigenvalues of its symmetric part J_s , in decreasing order, and averaging each one over the flow.

To apply the theorem, evolution should also be time reversible: hence it cannot be applied, at least not without further work.⁵

Whether the spectra of the reversible and irreversible evolutions are close is related to the key question: can the systems (M^N, S_t^N) be reasonably considered Anosov systems? as mentioned above a first test is the equality of the dimension d_{ky} with the full phase space dimension of M^N .

The test turns out to be possible, in a reasonable computer time, in simple cases with a small N cut off: here the $N = 48$ modes (a modest 7×7 grid) and $\nu = 1/2048$: the local Lyapunov spectrum can be equivalently defined as

⁵ If the attracting surface \mathcal{A} is not the full phase space M^N then the time reversal image $\mathcal{B} = I\mathcal{A}$ is likely to be disjoint from \mathcal{A} and the motion restricted to \mathcal{A} is not symmetric under the natural time reversal I .

the Lyapunov exponents of the trivial linear flow $S_t v = e^{J^s(\mathbf{u})t} v$ and can be computed using the algorithm in [224].⁶

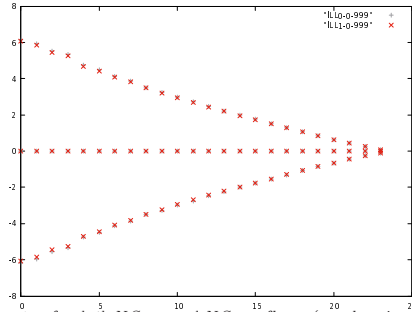


Fig.K1: Local Lyapunov spectra for both NS_{irr} and NS_{rev} flows (overlapping on the drawing scale) with $d = 48$ modes, $R = 2048$. Rapid computation with only 1000 samples taken every $4/h$ time steps of time $h = 2^{-13}$ and averaged: the upper and lower values give the $d/2$ exponents λ_k and respectively λ_{d-1-k} , while the middle values are $\frac{1}{2}(\lambda_k + \lambda_{d-1-k})$ not constant but close to $\simeq -0.01$. This figure shows positive exponents to be equally numerous as the negative ones and the features **a),b)** listed below and $d_k j = 48$.

The quick check in Fig.K1 (see also [225][155]) reports $\lambda_k, k = 0 \dots d/2 - 1$: the first half of the $d = (2N + 1)^2 - 1$ exponents in decreasing order and the second half $\lambda_{d-1-k}, k = 0 \dots d/2 - 1$ as function of k (upper and lower curves), as well as $\frac{1}{2}(\lambda_k + \lambda_{d-1-k})$ (intermediate line).

It yields other somewhat surprising results besides showing the equality of the numbers of positive and negative exponents which, as mentioned above, provides evidence that the attracting set fills densely phase space so that the time reversal symmetry remains a symmetry on the attracting set. Figure draws *in the same panel*, spectra from both NS_{rev} and NS_{irr} flows under equivalence conditions; they apparently overlap and show:

- a)** “coincidence” of the spectra of the NS_{rev} and NS_{irr} evolutions: quite surprising and justifying an attempt to formulate and check the fluctuation relation in the *irreversible* flows.
- b)** apparent “pairing”: see appendix I, the exponents appear “paired”, *i.e.* $\frac{1}{2}(\lambda_k + \lambda_{d-1-k})$ is k -independent. Therefore the flow, being reversible and having equal number of pairs of opposite sign, can be consistently assumed to be a Anosov flow and
- c)** The local Lyapunov spectrum is related to the actual Lyapunov spectrum via interesting inequalities, [226][227]: which could be also handy to test accuracy of simulations.

The graph for $(\zeta(p) - \zeta(-p))/\sigma_+$ in Eq.(4.6.1) is studied for both reversible and irreversible flows. It exhibits the main result:

⁶ Fast in this case, if the time series $\mathbf{u}(t)$ is available because \mathbf{u} , hence, $J(\mathbf{u})$ remain fixed: they are here computed by iterating a large number k of times (of the order of h^{-1}) the matrix $(1 + hJ^s(\mathbf{u}))$ and applying the quoted method. To obtain k -independent results the time series should be taken at time intervals large enough.

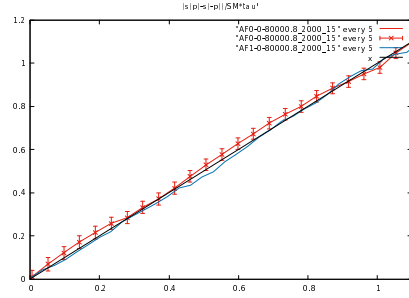


Fig.K2: Test the fluctuation relation in the flow NS_{irr} and NS_{rev} flows with 48 modes, $R = 2048$. The τ is chosen 8, the slope of the graph increases with τ reaching 1 at $\tau = 8$. The graph is built with $8 \cdot 10^4$ data, divided into $2 \cdot 10^3$ bins, obtained sampling the flow every $4/h$ time steps of size $h = 2^{-13}$. The keys AF0 and AF1 deal with NS_{irr} (red o.l.) and, respectively, NS_{rev} (blue o.l.) and the error bars (red o.l.) deal with NS_{irr} ; the line $f(x) = x$ is a visual aid.

Fig.K1 and Fig.K2 also show that the proposed equivalence *extends*, in this case, also to the phase space contraction (“entropy production rate”, [228][225]) as a quantity defined for the reversible evolution but regarded as an observable for the irreversible NS . The interest of the result in the figures is to provide a fluctuation relation in a *irreversible* evolution.⁷

The histogram of the PDF corresponding to Fig.K2 is very close to a Gaussian centered at 1 and width yielding the slope:

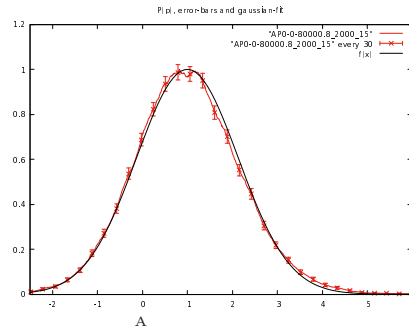


Fig.K3: A histogram (with max normalized to 1), of the PDF for the irreversible flow of the variable p (red o.l.), with $\tau = 8$ generating the Fig.K3 out of the $8 \cdot 10^4$ measurements of $\sigma(\mathbf{u})$ in the NS_{rev} , NS_{irr} equations. The p -axis is divided in 2000 bins and for each p the average of the number (and corresponding error bars) of points in $[p - \delta, p + \delta]$ is plotted (red o.l.) with $\delta = 15/2000$ (corresponding to a small interval of p compared to the width $2\sqrt{\sigma_+ \tau}$) and the interpolating Gaussian (blue o.l.). The error bars for the reversible flow (not drawn) have the same sizes.

Again showing an instance of a reversible-irreversible equivalence.

A final comment could be made about the apparent pairing of the exponents in Fig.K1 in the irreversible model: this has been observed in [229]: it is not surprising as the equal number of positive and negative pairs is consistent with an attractive surface identical with the full phase space M^N and therefore

⁷ In summary the prediction is based on CH, on the equality of numbers of negative and non negative exponents and on the extension of the equivalence hypothesis to the entropy production rate.

with an Anosov motion on M^N ; but the cut-off N is very low ($N = 7$) and it is expected that increasing N at fixed R will soon lead to more negative Lyapunov exponents compared to positive ones and the fluctuation relation will fail (because the flow will no longer be transitive (*i.e.* the attracting surface \mathcal{A} will no longer be M^N)).

L Appendix: Reversibility and friction

Consider the OK41 regularization, which, in the simplest formulation, studies the regularized equations with $N = R^{\frac{3}{4}}$,¹² and study the reversible equation.

Then the fluctuation theorem can be applied to it: so that the SRB-probability to see, in motions following the reversible equation in Eq.(5.5.1), a “*wrong*” average friction $\alpha = -\nu$ for a time τ (instead of the “*right*” $+\nu$). Assuming that the average divergence for the reversible equation has at least the same order of magnitude as that of the irreversible equation, and recalling Eq.(5.5.2), it is expected:

$$\text{Prob}_{srb} \sim \exp\left(-\tau 2^6 N^5 \nu R^{\frac{15}{4}}\right) \stackrel{def}{=} e^{-\gamma\tau} \quad (\text{L.1})$$

The probability can be estimated in the situation considered below for a flow in air with the parameters in the first line:

$$\begin{cases} \nu = 1.5 \cdot 10^{-2} \frac{cm^2}{sec}, & \nu = 10. \frac{cm}{sec} & L = 100. cm \\ R = 6.6 \cdot 10^4, & N = 4.1 \cdot 10^3, & \gamma \sim 1.18 sec^{-1} \\ P \stackrel{def}{=} \text{Prob}_{srb} = e^{-\gamma\tau} \sim e^{-1.18 \cdot 10^9}, & \text{if } \tau = 10^{-9} sec \end{cases} \quad (\text{L.2})$$

where the first line are data of an example of fluid motion and the other two lines follow from Eq.(5.7.5) and the fluctuation relation. They show that, by the fluctuation relation, viscosity can be $-\nu$ during $10^{-9}s$ (*say*) with probability P as in Eq.(L.2): the unlikelihood is similar, in spirit, to the estimates about Poincaré’s recurrences, [126].

M Appendix: Reciprocity and fluctation theorem

In the following is shown that reciprocity (*i.e.* $L_{ij} = L_{ji}$) can be immediately obtained, along the lines and following the notations of Sec.(4.8), by applying the fluctuation patterns theorem in the Sec.(4.7).

For this purpose define, given j , the observable $q(x) = E_j \partial_{E_j} \sigma_{\mathbf{E}}(x)$ where the factor E_j is there only to keep $\sigma_{\mathbf{E}}$ and $E_j \partial_{E_j} \sigma_{\mathbf{E}}$ with the same dimensions. The observable $q(x)$ is odd under time reversal, as is also $p(x) = \sigma_{\mathbf{E}}(x)$, and their averages p, q over time $[-\tau/2, \tau/2]$:

$$\frac{1}{\tau} \int_{-\tau/2}^{\tau/2} \sigma_{\mathbf{E}}(S_t x) dt \stackrel{\text{def}}{=} p \langle \sigma_{\mathbf{E}} \rangle, \quad \frac{1}{\tau} \int_{-\tau/2}^{\tau/2} E_j \partial_{E_j} \sigma_{\mathbf{E}}(S_t x) dt \stackrel{\text{def}}{=} q E_j \langle \partial_{E_j} \sigma_{\mathbf{E}} \rangle \quad (\text{M.1})$$

where $\langle \cdot \rangle$ denotes the SRB average will verify the fluctuation patterns theorem, see Eq.(4.7.3).

Then if $\pi_{\tau}(p, q)$ is the joint probability of p, q the fluctuation patterns theorem implies, See Eq.(4.7.3) :

$$\lim_{\tau \rightarrow \infty} \frac{1}{\tau} \log \pi_{\tau}(p, q) = -\zeta(p, q) \quad (\text{M.2})$$

The $\zeta(p, q)$ can be computed in the same way as $\zeta(p)$: considering just two parameters for $\mathbf{E} = (E_1, E_2)$, first define the transform $\lambda(\beta_1, \beta_2)$:

$$\lim_{\tau \rightarrow \infty} \frac{1}{\tau} \log \int e^{-\tau(\beta_1 (p-1) \langle \sigma_{\mathbf{E}} \rangle + \beta_2 (q-1) E_2 \partial_{E_2} \langle \sigma_{\mathbf{E}} \rangle)} \pi_{\tau}(p, q) dp dq \quad (\text{M.3})$$

The Legendre transform of λ will be:

$$\zeta(p, q) = \max_{\beta_1, \beta_2} \left(\beta_1 (p-1) \langle \sigma_{\mathbf{E}} \rangle + \beta_2 (q-1) E_2 \partial_{E_2} \langle \sigma_{\mathbf{E}} \rangle - \lambda(\beta_1, \beta_2) \right) \quad (\text{M.4})$$

The $\lambda(\boldsymbol{\beta})$, $\boldsymbol{\beta} = (\beta_1, \beta_2)$, is evaluated via the cumulant expansion, as in Sec.(4.8), yields:

$$\lambda(\boldsymbol{\beta}) = \frac{1}{2} \left(\boldsymbol{\beta}, C \boldsymbol{\beta} \right) + O(|\mathbf{E}^3|) \quad (\text{M.5})$$

where C is the 2×2 symmetric matrix of the second order cumulants. The coefficient C_{11} is given by C_2 appearing in (4.8.5); C_{22} is given by the same expression with σ replaced by $E_2 \partial_{E_2} \sigma$, while $C_{12} = C_{21}$ is the mixed cumulant:

$$C_{12} = \int_{-\infty}^{\infty} dt \int \left(\sigma(S_t x) E_2 \partial_{E_2} \sigma(x) - \langle \sigma_{\mathbf{E}} \rangle \langle E_2 \partial_{E_2} \sigma_{\mathbf{E}} \rangle \right) \mu_{\mathbf{E}}(dx) \quad (\text{M.6})$$

where $\langle \cdot \rangle$ denotes the $\mu_{\mathbf{E}}$ average.

Hence if $\mathbf{w} = \begin{pmatrix} (p-1) \langle \sigma_{\mathbf{E}} \rangle \\ (q-1) \langle E_2 \partial_{E_2} \sigma_{\mathbf{E}} \rangle \end{pmatrix}$ we get $\zeta(p, q) = \frac{1}{2} \left(C^{-1} \mathbf{w}, \mathbf{w} \right) + O(|\mathbf{E}|^3)$ and the fluctuations patterns theorem, Sec.(4.7), implies that $\zeta(p, q) - \zeta(-p, -q) = p \langle \sigma_{\mathbf{E}} \rangle$ is q independent.

By simple algebra, this is $2C^{-1} \begin{pmatrix} \langle \sigma_{\mathbf{E}} \rangle^2 \\ \langle \sigma_{\mathbf{E}} \rangle E_2 \partial_{E_2} \langle \sigma_{\mathbf{E}} \rangle_{\mathbf{E}} \end{pmatrix} = \begin{pmatrix} \langle \sigma_{\mathbf{E}} \rangle \\ 0 \end{pmatrix}$, hence:

$$\begin{pmatrix} \langle \sigma_{\mathbf{E}} \rangle \\ E_2 \partial_{E_2} \langle \sigma_{\mathbf{E}} \rangle \end{pmatrix} = \frac{1}{2} C \begin{pmatrix} 1 \\ 0 \end{pmatrix}, \quad \langle \sigma_{\mathbf{E}} \rangle = \frac{1}{2} C_{11}, \quad E_2 \partial_{E_2} \langle \sigma_{\mathbf{E}} \rangle = \frac{1}{2} C_{21} \quad (\text{M.7})$$

completely analogous to (4.8.6). The first relation is the same already examined to obtain L_{11} ; hence proceeding in the same way expand both sides of the second of (M.7) to lowest order in the E_i 's: the result is that L_{12} is given by $\frac{1}{2}$ times the mixed cumulant in (M.6) and the Green-Kubo and Onsager relations follow.

N Appendix: Large deviations in SRB states

The following is based on the approach in [120][230] and illustrates how a proof of the theorem in Sec.4.5 is reduced to a few bounds on quantities familiar in the theory of statistical mechanics and Markov processes.

In the original references the main difficulty was to prove the needed bounds. However there is one case in which the bounds can be obtained without very strong conditions on the parameters of the systems. And the case occurs precisely among the probability distributions on sequences $\mathbf{q} = \{q_k\}_{-\infty}^{\infty}$, $q_k = 1, 2, \dots, n$: *i.e.* to a class of distributions containing the SRB ones and more generally of stochastic processes on strings of symbols.

Consider the symbolic dynamical system describing a SRB distribution: phase space Ξ consists in sequences $\{q_x\}_{x \in (-\infty, \infty)}$, of labels and $q_x = 1, \dots, n$, with a transitive compatibility matrix $M_{q,q'}$, see (3.4).

The SRB distribution is constructed as $\tau \rightarrow \infty$, (4.1.1), by considering compatible strings $q_{-\tau}, \dots, q_{\tau}$ *continued to infinite strings* \mathbf{q} following a (arbitrarily) fixed standard rule⁸

Call Ξ_V the collection of compatible strings $\mathbf{q} = \{q_x\}_{x \in V} \equiv \mathbf{q}_V$ (their unique continuation to infinite strings will *not* be mentioned explicitly).

The SRB distribution for a system verifying CH has a form which does not depend on the special system (its 'universality' is the main feature of the theory) and assigns to infinite compatible strings a probability which is the $V \rightarrow \infty$ limit of a probability $P_V(\mathbf{q})$ on strings $\mathbf{q} \in \Xi_V$ defined in terms of "potentials" $\varphi_I(\mathbf{q}_I)$, (4.1).

The potentials $\varphi_I(\mathbf{q}_I)$ are defined on intervals I centered⁹ in $V = [-\tau, \tau]$ and are such that, the expansion rate $\Lambda_V(x_{\mathbf{q}}) = \sum_I \varphi_I(\mathbf{q}_I)$, in terms of which the SRB is expressed in the limit $V \rightarrow \infty$, see (4.1.1), is the distribution on Ξ_V defined by:

$$P_V(\mathbf{q}) = Z_V^{-1} e^{-\sum_{I \cap V \neq \emptyset} \varphi_I(\mathbf{q}_I)}, \quad \mathbf{q} \in \Xi_V \quad (\text{N.1})$$

where Z_V is a normalization factor ("*partition function*").

Let $\Lambda = [-L, L] \subset V$ and $M_{\Lambda}(\mathbf{q})$ be an observable localized in $\Lambda \subset V$ of the (special) form $M_{\Lambda}(\mathbf{q}) = \sum_{x \in \Lambda} m(q_x)$: where $m(q)$ is assigned¹⁰. This is restrictive, but the analysis could apply with minor changes, to a very general class of observables, to cover the observables quoted in the theorem in Sec.(4.5).

It is convenient, in view of the special role played below by the "single site" potential $\varphi(q)$, to define $\varphi'_I = \varphi_I$ if $|I| > 1$, to call $\varphi(q) = \mu_0 m(q)$ and to adopt the notation $\varphi = (\mu_0, \varphi')$. The exponential in Eq.(N.1) is consequently split as $\mu_0 M_V(\mathbf{q}) + \sum_{|I| > 1, I \cap V \neq \emptyset} \varphi'_I(\mathbf{q}_I) \stackrel{def}{=} \mu_0 M_V(\mathbf{q}) + U_V(\mathbf{q})$; so P_V becomes:

⁸ To respect compatibility with the mixing matrix, see ¹ in Sec.(4.1).

⁹ Center is defined unambiguously because they are chosen of odd size, see (4.1).

¹⁰ For instance $m(q) = q$ or $m(q) = q^2$ or other.

$$P_{\mu_0, V}(\mathbf{q}) = Z_V(\mu_0, \varphi')^{-1} e^{-\mu_0 M_V(\mathbf{q}) - U_V(\mathbf{q})} \quad (\text{N.2})$$

The large deviations problem is to estimate, *uniformly in* V , the probability that $M_\Lambda(\mathbf{q}) \in [aL, bL]$, with $[-L, L] \equiv \Lambda \subset V$ in the distribution in which the “chain” $\mathbf{q} \in \Xi_V$, has probability $P_V(\mathbf{q}) \equiv P_{\mu_0, V}(\mathbf{q})$.

(1) *Thermodynamic functions controlling the large deviations of $M_L(\mathbf{q})$.* [143]

First prove that $\lim_{V \rightarrow \infty} \frac{1}{V} \log Z_V$ exists: begin with the remark that, replacing the φ_I by 0 if $I \not\subset V$ the exponential bound $|\varphi_I| = \max_{\mathbf{q}} |\varphi_I(\mathbf{q})| < B_0 e^{-\lambda|I|}$ on the size of I (4.1.7), leads to bound the quantity $\sum_{I \not\subset V} \varphi_I(\mathbf{q})$, out of the exponential in (N.1), by $B\|\varphi\|$ with B independent on the size of V and $\|\varphi\| = \sum_{0 \in I} |\varphi_I| < \infty$ ¹¹. Therefore for a suitable constant B_1 and a suitable θ :

$$Z_V(\mu_0, \varphi') \leq e^{\|\varphi\|V}, \quad Z_V(\mu_0, \varphi') = Z_V^0(\mu_0, \varphi') e^\theta, \quad |\theta| < B_1 \quad (\text{N.3})$$

if $Z_V^0(\mu_0, \varphi')$ is defined by replacing, in the definition of $Z_V(\mu_0, \varphi')$, the potentials $\varphi_I(\mathbf{q})$ by $\varphi_I(\mathbf{q}) = 0$ if $I \not\subset V$.

Remark: Instead of setting 0 the φ_I with I containing points out of V , the same inequality holds for the analogous Z obtained by setting 0 the φ_I 's with points out of a corridor of width D around the border of V : the constant has to be increased by an amount independent of the size of V (D -dependent: $2B_1 + 2D\|\varphi\|$).

If $V_k = 2^k V_0$ denotes a sequence of intervals with sizes $2^k L_0, L_0 > 0$ it is $Z_{V_k}^0 = Z_{V_{k-1}}^0 \cdot Z_{V_{k-1}}^0 \cdot e^{\theta' V}$ for a suitable θ' and a constant B' , that can be expressed in terms of $\|\varphi\|$ alone, and $|\theta'| < B'$:

$$\frac{1}{V_k} \log Z_{V_k}^0 = \frac{1}{V_{k-1}} \log Z_{V_{k-1}}^0 + \frac{\theta'}{V_k} \quad (\text{N.4})$$

so that $\lim_{k \rightarrow \infty} \frac{1}{V_k} \log Z_{V_k}^0$ exists and so does, by (N.3), $\lim_{k \rightarrow \infty} \frac{1}{V_k} \log Z_{V_k}$ equal to it: call both $P(\mu_0, \varphi')$.

Furthermore, given $\ell > \ell'$, let $2^{k-1} \ell = 2^{k'+h} \ell' + p \ell' 2^h, p < 1$ and define the intervals $V_k, V_{k'+h}, \tilde{V}$ of respective length $2^k \ell, 2^{k'+h} \ell', p 2^h \ell'$ then $V_k = V_{k-1} \cup V_{k'+h}' \cup \tilde{V}_p$ and, for suitable B_2 , the above remark gives:

$$\frac{1}{V_k} \log Z_{0,k} = \frac{1}{2} \frac{1}{V_{k-1}} \log Z_{0,k-1} + \frac{V_{k'+h}'}{V_k} \frac{1}{V_{k'+h}'} \log Z_{0,k'+h} + B_2 \frac{2^h}{V_k} \quad (\text{N.5})$$

and, taking the limit as $k, k' \rightarrow \infty$, keeping $k' \gg h \rightarrow \infty$, Eq.(N.4) becomes $P(\varphi) = \frac{1}{2} P(\varphi) + \frac{1}{2} P'(\varphi)$. Hence $P(\varphi) = P'(\varphi)$ and $P(\mu_0, \varphi')$ does not depend on the sequence V used to compute it; and $P_V(\mu_0, \varphi') \stackrel{def}{=} \frac{1}{V} \log Z_V(\mu_0, \varphi')$ and $P_V^0(\varphi) = P_V^0(\mu_0, \varphi') \stackrel{def}{=} \frac{1}{V} \log Z_V^0(\mu_0, \varphi')$ both converge to $P(\mu_0, \varphi')$.¹²

¹¹ By the exponential bound on φ only I 's close to boundary points of V 'really' contribute to the bound.

¹² In statistical mechanics P could be called the “free energy” of the chain confined in V .

The functions $P_V(\varphi), P_V^0(\varphi)$ are uniformly continuous in φ : because, for instance, if $\delta \stackrel{def}{=} \psi - \varphi$:

$$\begin{aligned} |P_V^0(\varphi) - P_V^0(\psi)| &= \frac{1}{V} \left| \int_0^1 \partial_t \log Z_V^0(\varphi + t\delta) dt \right| \\ &\leq \frac{1}{V} \int_0^1 \left| \frac{-\sum_I (\delta_I(\mathbf{q})) \exp(-\sum_I (\varphi_I(\mathbf{q}) + t\delta_I(\mathbf{q})))}{Z_V^0(\varphi + t\delta)} \right| dt \quad (\text{N.6}) \\ &\leq \frac{1}{V} \int_0^1 V \|\delta\| dt = \|\varphi - \psi\| \end{aligned}$$

and is convex in μ_0 (from the convexity of $x \rightarrow e^x$). In the same way $\bar{m}_\Lambda = -\Lambda^{-1} \partial_\mu \log Z_\Lambda(\mu, \varphi')$ is bounded by $|\mu| \max |m(q)| + \|\varphi'\|$.

A deeper property is that $P_\Lambda(\varphi), P(\varphi)$ (as well as $P_\Lambda^0(\varphi)$) are C^∞ as functions of the parameters $z(q) = e^{-\mu_0 m(q)}$ for $\mu_0 \in R$: and $\partial^j P_\Lambda \xrightarrow{L \rightarrow \infty} \partial^j P$ uniformly on bounded intervals $\mu_0 \in R$ and $j \in Z^+$. This can be seen as a property of 1D Gibbs distributions with exponentially decaying potential, see item (3) below.

(2) *Analysis of the large deviations of $M_\Lambda(\mathbf{q})$ around its average $\bar{m}_\Lambda \Lambda$, [143].*

The variable $M_\Lambda(\mathbf{q})$ is studied via its Laplace transform:

$$Z_V(\mu_0, \varphi'; \lambda) = \frac{\sum_{\mathbf{q}} e^{-\lambda M_\Lambda(\mathbf{q})} e^{-\mu_0 M_V(\mathbf{q}) - U(\mathbf{q})}}{Z_V(\mu_0, \varphi')} \quad (\text{N.7})$$

Adapting the above inequalities, for a constant B independent of V , it is: $Z_V(\mu_0, \varphi'; \lambda) = Z_\Lambda(\mu_0 + \lambda) Z_{V/\Lambda}(\mu_0, \varphi') e^{\bar{\theta}}$ with $|\bar{\theta}| < B$ and:

$$\frac{Z_V(\mu_0, \varphi'; \lambda)}{Z_V(\mu_0, \varphi')} = \frac{Z_\Lambda(\mu_0 + \lambda, \varphi')}{Z_\Lambda(\mu_0, \varphi')} e^{\bar{\theta}} \quad (\text{N.8})$$

Remark that, if $U_V(\mathbf{q}) \stackrel{def}{=} -\sum_{I \cap \Lambda \neq \emptyset} \varphi'_I(\mathbf{q})$, and $\Pi_\Lambda(E)$ is the probability of the event E with respect to $\Pi_\Lambda(\mathbf{q}) = e^{-\mu_0 M_\Lambda(\mathbf{q}) - U_V(\mathbf{q})} / Z_\Lambda(\mu_0, \varphi'; \lambda)$, the average of $M_V(\mathbf{q})$ is $\bar{m}_\Lambda = -\partial P_\Lambda(\mu_0)$ and:

$$\begin{aligned} &\log \Pi_\Lambda(M_\Lambda > (\bar{m}_\Lambda + a)\Lambda) \\ &\leq \log \frac{1}{Z_\Lambda(\mu_0, \varphi')} \left(\sum_{\mathbf{q}} e^{-\mu_0 M_\Lambda(\mathbf{q}) - U(\mathbf{q}) + \lambda M_\Lambda(\mathbf{q}) - \lambda(\bar{m}_\Lambda + a)\Lambda} \right) \quad (\text{N.9}) \\ &= \left(P_\Lambda(\mu_0 - \lambda) - P_\Lambda(\mu_0) + \lambda(\partial P_\Lambda(\mu_0) - a) \right) \Lambda \end{aligned}$$

for $a > 0, \lambda > 0$. Likewise a similar bound is obtained for $M_\Lambda < (\bar{m}_\Lambda - a)\Lambda, a > 0$.

Hence, if $\chi_\Lambda^{-1} \stackrel{def}{=} \partial^2 P_\Lambda(\mu_0) < c_2 \leq 0$ (convexity in μ of $P_\Lambda(\mu)$), $\frac{1}{3!} |\partial^3 P_\Lambda| < C$ hold for all Λ , and $\bar{m}_\Lambda = -\partial_{\mu_0} P_\Lambda(\varphi)$ converges to $\partial_{\mu_0} P(\varphi)$, choosing $a = \varepsilon = \lambda \leq \frac{1}{\sqrt{C}}$:

$$\begin{aligned} \Pi_\Lambda(|M_\Lambda - \bar{m}_\Lambda| > \varepsilon\Lambda) &\leq e^{(P_\Lambda(\mu_0+\varepsilon)-P_\Lambda(\mu_0)-\partial_{\mu_0}P_\Lambda(\mu_0)\varepsilon)\Lambda} \\ \log \Pi_\Lambda(|M_\Lambda - \bar{m}_\Lambda| > \varepsilon\Lambda) &\leq \left(\frac{1}{2}\chi_\Lambda^{-1}\varepsilon^2\right)\Lambda - a^2\Lambda, \quad \chi_\Lambda < 0 \end{aligned} \quad (\text{N.10})$$

It is important to keep in mind that $\chi_L, C_\Lambda, \bar{m}_\Lambda$ have to be eventually checked to converge to limits $\chi \leq 0, C > 0, \bar{m}$ as $L \rightarrow \infty$, see below: so that in Eq.(N.10) $\varepsilon = \lambda = a$ can be taken provided $\varepsilon < \frac{1}{\sqrt{C}}$, for Λ large.

Therefore the probability of one event $|M_\Lambda - \bar{m}_\Lambda\Lambda| \leq \varepsilon\Lambda$ has to be $\geq \varepsilon\Lambda^{-1}$: because the total probability of the opposite event is $\leq 2e^{-\varepsilon^2|\chi_\Lambda|\Lambda} < 1$ for $\varepsilon < \frac{1}{\sqrt{C}}$ if Λ is large. And even the choice $\lambda = a = \varepsilon < \frac{1}{\sqrt{C}}\Lambda^{-\delta}$ with $\delta > 0$ fixed and small (compared to $\frac{1}{2}$) leads to the same conclusion.

The limit as $\Lambda \rightarrow \infty$ gives a result about the large deviations around the average $\bar{m} = \lim_{\Lambda \rightarrow \infty} \bar{m}_\Lambda$. Essentially the same argument leads to the large deviations around the value \tilde{m}_Λ corresponding to $\tilde{\mu} = \mu_0 + \tilde{\lambda}$.

Suppose existence, and uniformity in any bounded interval containing μ_0 , of the limits as $\Lambda \rightarrow \infty$ of $\tilde{m}_\Lambda, \tilde{\chi}_\Lambda \leq 0, \tilde{\lambda}$ and of a bound $C \geq |\partial^3 P_\Lambda(\mu)|$.

Remark that if $|M_\Lambda - \tilde{m}_\Lambda\Lambda| < \varepsilon\Lambda$ then

$$e^{-\mu_0 M_\Lambda(\mathbf{q}) - U(\mathbf{q})} \leq e^{-\mu_0 M_\Lambda(\mathbf{q}) - U(\mathbf{q}) - \tilde{\lambda}(M_\Lambda - \tilde{m}_\Lambda\Lambda) + 2|\tilde{\lambda}|\varepsilon\Lambda} \quad (\text{N.11})$$

then $\varepsilon > 0$ small, by Eq.(N.10):

$$\begin{aligned} \Pi_\Lambda(|M_\Lambda - \tilde{m}_\Lambda\Lambda| < \varepsilon\Lambda) &\leq \frac{Z_\Lambda(\tilde{\mu}, \varphi')}{Z_\Lambda(\mu_0, \varphi')} \left(\frac{\sum_{\mathbf{q}} e^{-\tilde{\mu}M(\mathbf{q}) - U(\mathbf{q}) + \tilde{\lambda}\tilde{m}_\Lambda\Lambda}}{Z_\Lambda(\tilde{\mu}, \varphi')} \right) e^{O(\varepsilon\Lambda|\tilde{\lambda}|)} \\ &= \frac{Z_\Lambda(\tilde{\mu}, \varphi')}{Z_\Lambda(\mu_0, \varphi')} e^{O((\varepsilon|\tilde{\lambda}| + \varepsilon^2/|\chi_+)|\Lambda)} \\ &= e^{(P_\Lambda(\mu_0+\tilde{\lambda}) - \tilde{\lambda}\partial_\mu P_\Lambda(\mu_0+\tilde{\lambda}) - P_\Lambda(\mu_0)) + O(\varepsilon\Lambda)} = e^{\zeta(\tilde{m})\Lambda + o(\Lambda)} \end{aligned} \quad (\text{N.12})$$

where $\zeta(m) = P(\mu_0 + \lambda) - \lambda\partial_\mu P(\mu_0 + \lambda) - P(\mu_0)$ if $m = -\partial_\mu P(\mu_0 + \lambda)$ and, prefixed $\delta > 0$, ε is chosen $O(\Lambda^{-\delta})$, $\delta > 0$.

Then it follows that the limit as $\Lambda \rightarrow \infty$ of the probability of the events $M_\Lambda - \tilde{m}_\Lambda\Lambda \in [a\Lambda, b\Lambda]$ is $e^{\max_{m \in (a+\varepsilon, b-\varepsilon)\Lambda} \zeta(m)\Lambda + o(\Lambda)}$ for ε small enough. The ‘‘large deviations rate’’ at m is expressed in terms of a λ determined by $m = \partial_\mu P(\mu_0 + \lambda)$, and is:

$$\zeta(m) = (P(\mu_0 + \lambda) - \lambda\partial_\mu P(\mu_0 + \lambda) - P(\mu_0)), \quad m = \partial_\mu P(\mu_0 + \lambda) \quad (\text{N.13})$$

(3) Transfer matrix.

Limits of $\tilde{m}_\Lambda, \tilde{\chi}_\Lambda$ and of a bound C_Λ on $|\partial^3 P_\Lambda(\mu)|$ have been assumed in item (2) as $\mu \in R$ varies in any bounded interval. Uniform bounds, and limits in $\Lambda \rightarrow \infty$, on all derivatives $\partial_\mu^k P_\Lambda(\mu, \varphi')$ can be derived for $\mu \in R$ in a bounded interval. At the same time the convergence, also supposed in item

(2), as $\Lambda \rightarrow \infty$ to \bar{m} , $\partial_\mu^k(P(\mu, \varphi'))$, to $\chi = \partial_\mu^2(P(\mu, \varphi')) \leq 0$ and $\partial_\mu^3(P(\mu, \varphi'))$, uniformly for μ_0 varying in a bounded interval, has to be checked.

Smoothness can be obtained as a consequence of the general formalism for one dimensional Gibbs distributions in [100]. It can be deduced starting from the classical theory of the *transfer matrix* operator \mathcal{L} : it is the ‘‘Perron-Frobenius’’ operator acting on the space $C(Q_+)$ of continuous functions on *semi-infinite compatible sequences* $\mathbf{q} = \{q_0, q_1, \dots\}$,¹³ defined, in the present context, by:

$$(\mathcal{L}u)(q_1, q_2, \dots) = \sum_{q_0} e^{-m(q_0)\mu_0 - \sum_{0 \leq l} \varphi'_l(\mathbf{q})} u(q_0, q_1, \dots) \quad (\text{N.14})$$

The operator \mathcal{L} iterated $\geq n_0$ times has a strictly positive kernel (by the transitivity of the compatibility matrix): it ‘‘immediately’’ follows (i.e. it follows from well known results on the theory of operators, or better of matrices, like the Perron-Frobenius theorem, see [100]), that the largest eigenvalue $\gamma(\mu, \varphi')$ is isolated, positive, simple and smooth as a function of μ for $\mu \in (-\infty, \infty)$.

A key, from which the properties needed in the above item (2) follow, can be seen by looking at the iterates $\mathcal{L}^L u$ acting on the function $u(\mathbf{q}) \equiv 1$: and it results that $\frac{\mathcal{L}^L 1}{Z_\Lambda(\varphi)} = e^{O(1)}$ and means that the logarithm of a positive eigenvalue $\gamma(\mu, \varphi')$ of \mathcal{L} should be $\log \gamma(\mu, \varphi') = P(\mu, \varphi')$, defined in (N.6).

Uniform (in Λ) smoothness of $P_\Lambda(\mu, \varphi')$, convergence to $P(\mu_0, \varphi')$, strict convexity as function of $\mu \in R$ require a more refined analysis. The analysis is ‘‘classical’’ since the work [100], and will not be repeated: here only will be reported the list of the main steps. Details on the proof developed carefully in similar problems on transfer operators can be found, for instance, also in [100],[231],[232],[101]. A few hints follow.

i) The adjoint \mathcal{L}^* operates on the space of the measures on Q_+ ,

$$(\mathcal{L}^* \varrho)(f) = \int \varrho(d\mathbf{q}) \sum_{q_0} e^{-\mu_0(q_0) - U(q_0 \mathbf{q})} f(q_0 \mathbf{q}) = \varrho(\mathcal{L}f) \quad (\text{N.15})$$

The map $\varrho \rightarrow \frac{\mathcal{L}^* \varrho}{|\mathcal{L}^* \varrho(1)|}$ maps continuously¹⁴ into itself the compact convex set E of positive measures ϱ with $\varrho(1) = 1$ (hence probability distributions ϱ).

Hence the map has eigenvector ν and with positive eigenvalue (by the fixed point theorem): the first step in the theory is to prove ν is the unique positive eigenvector. It is then proved that also \mathcal{L} has an eigenvector h positive and both $\mathcal{L}, \mathcal{L}^*$ have the same eigenvalue $\gamma(\mu_0, \varphi') \equiv P(\mu_0, \varphi')$ continuously depending on μ_0 . At an intermediate step the eigenvalue γ of $\mathcal{L}, \mathcal{L}^*$ is proved to be isolated, allowing to define $(\mathcal{L} - \gamma)^{-1}$ on the functions f with $\nu(f) = 0$.

ii) Existence of ν, γ, h and smoothness of γ implies smoothness of derivatives of γ, h of any order: this is suggested by the possibility of deriving formal

¹³ Here continuity is with respect to the product topology: i.e. $\mathbf{q}_n \xrightarrow{n \rightarrow \infty} \mathbf{q}$ if $q_{n,k} \xrightarrow{n \rightarrow \infty} q_k$ for each k .

¹⁴ In the ‘‘weak’’ convergence of measures on Q_+ , in which $\varrho_n \rightarrow \varrho$ if $\varrho_n(f) \rightarrow \varrho(f)$ for $f \in C(Q_+)$.

expressions of the higher μ -derivatives by simple algebra. For instance to obtain smoothness of first order derivatives of γ and h proceed as follows:

$$\mathcal{L}h = \gamma h \Rightarrow \partial \mathcal{L}h - \partial \gamma h + (\mathcal{L} - \gamma)\partial h = 0 \quad (\text{N.16})$$

integrate with respect to ν and use that γ is eigenvalue of $\mathcal{L}, \mathcal{L}^*$ and $\nu(h) = 1$, to obtain $\nu(\partial \mathcal{L}h) = \partial \gamma$ so the smoothness of \mathcal{L} and h implies that of $\partial \gamma$.

It is then shown that $(\mathcal{L} - \gamma)^{-1}$ is a bounded operator on the space of the functions with $\nu(f) = 0$. The derivative of h follows from Eq.N.16 as $\partial h = -(\mathcal{L} - \gamma)^{-1}(\partial \mathcal{L}h - \partial \gamma h)$: here $(\mathcal{L} - \gamma)^{-1}$ is defined just because the definition of $\partial \gamma$ implies $\nu(\partial \mathcal{L}h - \partial \gamma h) = 0$.

iii) In the same way formal expressions can be derived recursively for higher derivatives by differentiating more times $\mathcal{L}h - \gamma h = 0$: $0 = (\partial^j (\mathcal{L} - \gamma)h) = \sum_{k=0}^{j-1} \binom{j}{k} (\partial^{k-j} \mathcal{L} - \partial^{k-j} \gamma) \partial^k h + (\mathcal{L} - \gamma) \partial^j h$; integrating the results with respect to ν an expression for $\partial^j \gamma$ is obtained, while applying $(\mathcal{L} - \gamma)$ the same relation gives $\partial^j h$.

The conclusion is that, for Λ large, the $\zeta(m)$ is smooth for $m \in (m_-, m_+)$ where $m_{\pm} = \lim_{\mu \rightarrow \pm \infty} \partial_{\mu} P(\mu, \varphi')$ and $m_- = \min m(q), m_+ = \max m(q)$.

O Appendix: An exact formula

An immediate consequence of the fluctuation theorem, recalling that in the thermostatted models of Ch.2 the dissipation per unit time $\varepsilon(x)$ and the phase space contraction $\sigma(x)$ integrated over a time t give the same result up to a correction bounded time independently, is:

$$\langle e^{-\int_0^{\tau} \varepsilon(S_t x) dt} \rangle_{SRB} = e^{O(1)} \quad (\text{O.1})$$

i.e. $\langle e^{-\int_0^{\tau} \varepsilon(S_t x) dt} \rangle_{SRB}$ stays bounded as $\tau \rightarrow \infty$. It follows simply from the fluctuation theorem, Eq.(4.6.6), relation between the probability densities $\pi_t(-p) = \pi_t(p) e^{-t p \varepsilon + O(1)}$: integrating over p both sides the Eq.(O.1) follows (private communication from F.Bonetto, [233][Eq.(16)]), see [5][Eq.(9.10.4)].

This relation bears resemblance to *Jarzynski's formula*, [234], which deals with a canonical Gibbs distribution (in a finite volume) corresponding to a Hamiltonian $H_0(p, q)$ and temperature $T = (k_B \beta)^{-1}$, and with a time dependent family of Hamiltonians $H(p, q, t)$ which interpolates between H_0 and a second Hamiltonian H_1 as t grows from 0 to 1 (in suitable units) which is called a *protocol*.

Imagine to extract samples (p, q) with a canonical probability distribution $\mu_0(dp dq) = Z_0^{-1} e^{-\beta H_0(p, q)} dp dq$, with Z_0 being the canonical partition function, and let $S^{0,t}(p, q)$ be the solution of the Hamiltonian *time dependent* equations $\dot{p} = -\partial_q H(p, q, t), \dot{q} = \partial_p H(p, q, t)$ for $0 \leq t \leq 1$. Then [234][235], establish an identity as follows.

Let $(p', q') \stackrel{\text{def}}{=} S^{0,1}(p, q)$ and let $W(p', q') \stackrel{\text{def}}{=} H_1(p', q') - H_0(p, q)$, then the distribution $Z_1^{-1} e^{-\beta H_1(p', q')} dp' dq'$ is exactly equal to $\frac{Z_0}{Z_1} e^{-\beta W(p', q')} \mu_0(dp dq)$. Hence

$$\begin{aligned} \langle e^{-\beta W} \rangle_{\mu_0} &= \frac{Z_1}{Z_0} = e^{-\beta \Delta F(\beta)} \quad \text{or equivalently} \\ \langle e^{\beta(\Delta F - W)} \rangle &= 1 \end{aligned} \quad (\text{O.2})$$

where the average is with respect to the Gibbs distribution μ_0 and ΔF is the free energy variation between the equilibrium states with Hamiltonians H_1 and H_0 respectively.

Remarks: (i) The reader will recognize in this *exact identity* an instance of the Monte Carlo method (analogically implemented rather than in a simulation). Its interest lies in the fact that it can be implemented *without actually knowing* neither H_0 nor H_1 nor the *protocol* $H(p, q, t)$. It has to be stressed that the protocol, *i.e.* the process of varying the Hamiltonian, has an arbitrarily prefixed duration which has *nothing to do* with the time that the system will need to reach the equilibrium state with Hamiltonian H_1 of which we want to evaluate the free energy variation.

(ii) If one wants to evaluate the difference in free energy between two equilibrium states at the same temperature in a system that one can construct in a laboratory then “all one has to do” is

(a) Fix a protocol, *i.e.* a procedure to transform the forces acting on the system along a well defined *fixed once and for all* path from the initial values to the final values in a fixed time interval ($t = 1$ in some units), and

(b) Measure the energy variation W generated by the “machines” implementing the protocol. This is a really measurable quantity at least in the cases in which W can be interpreted as work done on the system, or related to it.

(c) Then average of the exponential of $-\beta W$ with respect to a large number of repetition of the protocol. This can be useful even, and perhaps mainly, in biological experiments.

(iii) If the “protocol” conserves energy (like a Joule expansion of a gas) or if the difference $W = H_1(p', q') - H_0(p, q)$ has zero average in the equilibrium state μ_0 we get, by Jensen’s inequality (*i.e.* by the convexity of the exponential function: $\langle e^A \rangle \geq e^{\langle A \rangle}$), that $\Delta F \leq 0$ as expected from Thermodynamics.

(iv) The measurability of W is a difficult question, to be discussed on a case by case basis. It is often possible to identify it with the “work done by the machines implementing the protocol”.

The two formulae Eq.(O.1) and Eq.(O.2) are however very different:

(1) the $\int_0^\tau \sigma(S_t x) dt$ is an entropy production in a non equilibrium stationary state rather than $\Delta F - W$ in a *not stationary process* lasting a prefixed time *i.e.* two completely different situations. In Sec.(4.8) the relation between Eq.(O.1) and the Green-Kubo formula is discussed.

(2) the average is over the SRB distribution of a stationary state, in general out of equilibrium, rather than on a canonical equilibrium state.

(3) the Eq.(O.1), says that $\langle e^{-\int_0^\tau \varepsilon(S_t x) dt} \rangle_{SRB}$ is bounded as $\tau \rightarrow \infty$ rather than being 1 exactly, [235].

The Eq.(O.2) has proved useful in various equilibrium problems (to evaluate the free energy variation when an equilibrium state with Hamiltonian H_0 is compared to one with Hamiltonian H_1); hence it has some interest to investigate whether Eq.(O.2) can have some consequences.

If a system is in a steady state and produces entropy at rate ε_+ (e.g. a living organism feeding on a background) the fluctuation theorem Eq.(4.6.1) and its consequence, Eq.(O.2), gives us informations on the fluctuations of entropy production, i.e. of heat produced, and *could be useful*, for instance, to check that all relevant heat transfers have been properly taken into account.

P Appendix: Transient FT

It has been remarked that time reversal I puts some constraints on fluctuations in systems that evolve *towards non equilibrium* starting *from an equilibrium state* μ_0 or, more generally from a state μ_0 which is proportional to the volume measure on phase space and $\mu_0(IE) \equiv \mu_0(E)$ (but not necessarily stationary).

For instance if the equations of motion are $\dot{x} = f(x)$ and $-\sigma(x) = \text{divergence of } f$, i.e. $\sigma(x) = -\partial \cdot f(x)$, where $\dot{x} = f_0(x) + Eg(x)$ with $\dot{x} = f_0(x)$ a volume preserving evolution and E a parameter. It is supposed that $\sigma(Ix) = -\sigma(x)$ and $\mu_0(IE) \equiv \mu_0(E)$. Then one could pose the question, [236],

“Which is the probability that in time t the volume contracts by the amount e^A with $A = \int_0^t \sigma(S_t x) dt$, compared to that of the opposite event $-A$?”

If $\mathcal{E}_A =$ set of points whose neighborhoods contract with contraction A in time t , then the set \mathcal{E}_A at time t becomes (by definition) the set $S_t \mathcal{E}_A$ with $\mu_0(S_t \mathcal{E}_A) = e^{-A} \mu_0(\mathcal{E}_A)$, $A = \int_0^t \sigma(S_\tau x) d\tau$.

However $\mathcal{E}_A^- \stackrel{def}{=} IS_t \mathcal{E}_A$ is the set of points \mathcal{E}_{-A} which contract by $-A$ as:

$$\begin{aligned} z e^{-\int_0^\tau \sigma(S_\tau IS_t x) d\tau} &\equiv e^{-\int_0^\tau \sigma(S_\tau S^{-t} Ix) d\tau} \equiv e^{-\int_0^\tau \sigma(IS^{-\tau} S^t x) d\tau} \\ &\equiv e^{+\int_0^\tau \sigma(S^{t-\tau} x) d\tau} \equiv e^{+\int_0^\tau \sigma(S^\tau x) d\tau} \equiv e^A \end{aligned} \quad (\text{P.1})$$

In other words the set \mathcal{E}_A of points which contract by A in time t becomes the set of points whose time reversed images is the set $\mathcal{E}_A^- \stackrel{def}{=} IS_t \mathcal{E}_A$ which expand by A . The measures of such sets are $\mu_0(\mathcal{E}_A)$ and $\mu_0(IS_t \mathcal{E}_A) \equiv \mu_0(\mathcal{E}_A) e^{-A} \equiv \mu_0(\mathcal{E}_A^-)$ (recall that I is measure preserving), hence

$$\frac{\mu_0(\mathcal{E}_A)}{\mu_0(\mathcal{E}_A^-)} \equiv e^A \quad (\text{P.2})$$

for any A (as long as it is “possible”, [236]).¹⁵

This has been called “*transient fluctuation theorem*”. It is extremely general and does not depend on any chaoticity assumption. Just reversibility and time reversal symmetry and the evolution of an initial distribution μ_0 which is invariant under time reversal. It says nothing about the SRB distribution (which is singular with respect to the Liouville distribution).

For instance if a reversible system has an attractive surface \mathcal{A} which has dimension *less* than that of phase space, hence $I\mathcal{A} \cap \mathcal{A} = \emptyset$ the transient theorem hold but the fluctuation theorem does not as it describes a property of the surface of \mathcal{A} which, without extra assumptions, is of difficult access and certainly different from the total phase space volume.

Some claims that occasionally can be found in the literature that the above relation is equivalent to the fluctuation theorem rely on further assumptions.

The similarity with the conceptually completely different expression of the fluctuation theorem Eq.(4.6.6) explain, perhaps, why this is very often confused with the fluctuation theorem, [123].

It is easy to exhibit examples of time reversible maps or flows, with many Lyapunov exponents, positive and negative, for which the transient fluctuation theorem holds but the fluctuation relation fails because the CH fails (i.e. the fluctuation theorem cannot be applied).

Relations of the kind of the transient fluctuation theorem have appeared in the literature quite early in the development of non equilibrium theories, perhaps the first have been [237][238].

References to Boltzmann quote the original paper and its number in his *Wissenschaften Abhandlungen*

¹⁵ For instance in the Hamiltonian case $A \neq 0$ would be impossible.

References

1. L. Boltzmann. *Wissenschaftliche Abhandlungen, ed. F. Hasenöhrl*, volume 1,2,3 (http://www.esi.ac.at/further/Boltzmann_online.html). Barth, Leipzig, 1909.
2. G. Gallavotti. L' hypothèse ergodique et Boltzmann. In *“Dictionnaire Philosophique” (ed. K. Chemla)*, Presses Universitaires, Paris, pages 1081–1086, 1989.
3. G. Gallavotti. *Trattatello di Meccanica Statistica*, volume 50. Quaderni del CNR-GNFM, Firenze, 1995.
4. G. Gallavotti. Ergodicity, ensembles, irreversibility in Boltzmann and beyond. *Journal of Statistical Physics*, 78:1571–1589, 1995.
5. G. Gallavotti. *Statistical Mechanics. A short treatise*. Springer Verlag, Berlin, 2000.
6. G. Gallavotti. Equilibrium statistical mechanics. *Encyclopedia of Mathematical Physics*, ed. J.P. Francoise, G.L. Naber, Tsou Sheung Tsun, 1:51–87, 2006.
7. L. Bertini, A. De Sole, D. Gabrielli, G. Jona-Lasinio, and C. Landim. Fluctuations in stationary nonequilibrium states of irreversible processes. *Physical Review Letters*, 87:040601, 2001.
8. B. Derrida, J. L. Lebowitz, and E. R. Speer. Exact free energy functional for a driven diffusive open stationary nonequilibrium system. *Physical Review Letters*, 89:030601, 2002.
9. A. Gerschenfeld, B. Derrida, and J. L. Lebowitz. Anomalous Fourier's law and long range correlations in a 1D non-momentum conserving mechanical model. *Journal of Statistical Physics*, 141:757–766, 2010.
10. J. Bricmont and A. Kupiainen. Diffusion in energy conserving coupled maps. *Communications in Mathematical Physics*, 321:311–369, 2013.
11. R.P. Feynman and F.L. Vernon. The theory of a general quantum system interacting with a linear dissipative system. *Annals of Physics*, 24:118–173, 1963.
12. F. Bonetto, G. Gallavotti, A. Giuliani, and F. Zamponi. Chaotic Hypothesis, Fluctuation Theorem and Singularities. *Journal of Statistical Physics*, 123:39–54, 2006.
13. E. Lorenz. Deterministic non periodic flow. *Journal of the Atmospheric Science*, 20:130–141, 1963.
14. T. Lucretius. *De Rerum Natura*. Rizzoli, Milano, 1976.

15. S.G. Brush. *History of modern physical sciences, Vol.I: The kinetic theory of gases*. Imperial College Press, London, 2003.
16. I. Newton. *Philosophiae Naturalis Principia Mathematica*. Royal Society, Amsterdam, 1723.
17. P.S. Laplace. Sur l'attraction des corps sphériques et sur la répulsion des fluides élastiques. *Annales de Chimie*, 18:181–189, 1821.
18. A. Avogadro. Essai d'une manière de déterminer les masses relatives des molécules élémentaires des corps, et les proportions selon lesquelles elles entrent dans ces combinaisons. *Journal de Physique, de Chimie et d'Histoire naturelle*, translated in lem.ch.univ.it/chemistry/essai.html, 73:58–76, 1811.
19. S.G. Brush. *The kind of motion that we call heat, (I, II)*. North Holland, Amsterdam, 1976.
20. O.F. Mossotti. *Sur les forces qui régissent la constitution intérieure des corps*. Stamperia Reale, Torino, 1836.
21. R. Clausius. On the motive power of heat, and on the laws which can be deduced from it for the theory of heat. *Philosophical Magazine*, 2:1–102, 1851.
22. S. Carnot. *Réflexions sur la puissance motrice du feu et sur les machines propres à développer cette puissance*. Online in <https://gallica.bnf.fr>; original Bachelier, 1824; reprinted Gabay, 1990., Paris, 1824.
23. R. Clausius. Über einige für Anwendung bequeme formen der Hauptgleichungen der mechanischen Wärmetheorie. *Annalen der Physik und Chemie*, 125:353–401, 1865.
24. H.G. Liddell and R. Scott. *A Greek-English Lexicon*. Oxford, Oxford, 1968.
25. A. Krönig. Grundzüge einer Theorie der Gase. *Annalen der Physik und Chemie*, XCIX:315–322, 1856.
26. R. Clausius. The nature of the motion which we call heat. *Philosophical Magazine*, 14:108–127, 1865.
27. J.C. Maxwell. Illustrations of the dynamical theory of gases. In: *The Scientific Papers of J.C. Maxwell, Cambridge University Press, Ed. W.D. Niven, Vol.1*, pages 377–409, 1860.
28. J.C. Maxwell. *The Scientific Papers of J.C. Maxwell*. Cambridge University Press, Ed. W.D. Niven, Vol.1,2, Cambridge, 1964.
29. L. Boltzmann. Über die mechanische Bedeutung des zweiten Hauptsatzes der Wärmetheorie. *Wiener Berichte*, 53, (W.A.,#2):195–220, (9–33), 1866.
30. L. Boltzmann. *Theoretical Physics and philosophical writings, ed. B. Mc Guinness*. Reidel, Dordrecht, 1974.
31. J. C. Maxwell. On Boltzmann's theorem on the average distribution of energy in a system of material points. *Transactions of the Cambridge Philosophical Society*, 12:547–575, 1879.
32. L. Boltzmann. Weitere Studien über das Wärmegleichgewicht unter Gasmolekülen. *Wiener Berichte*, 63, (W.A.,#22):275–370, (316–402), 1872.
33. J.C. Maxwell. On the dynamical theory of gases. In: *The Scientific Papers of J.C. Maxwell, Cambridge University Press, Ed. W.D. Niven, Vol.2*, pages 26–78, 1866.
34. R. Clausius. Ueber die Zurückführung des zweiten Hauptsatzes der mechanischen Wärmetheorie und allgemeine mechanische Prinzipien. *Annalen der Physik*, 142:433–461, 1871.
35. L. Boltzmann. Zur priorität der auffindung der beziehung zwischen dem zweiten hauptsatze der mechanischen wärmetheorie und dem prinzip der kleinsten wirkung. *Poggendorf Annalen*, 143, (W.A.,#17):211–230, (228–236), 1871.

36. R. Clausius. Bemerkungen zu der priorität reclamation des hrn. boltzmann. *Annalen der Physik*, 144:265–280, 1872.
37. L. Boltzmann. Über das Wärmegleichgewicht zwischen mehratomigen Gasmolekülen. *Wiener Berichte*, 68, (W.A.,#18:397–418, (237–258), 1871.
38. L. Boltzmann. Einige allgemeine sätze über Wärmegleichgewicht. *Wiener Berichte*, 63, (W.A.,#19):679–711, (259–287), 1871.
39. L. Boltzmann. Analytischer Beweis des zweiten Hauptsatzes der mechanischen Wärmetheorie aus den Sätzen über das Gleichgewicht des lebendigen Kraft. *Wiener Berichte*, 63, (W.A.,#20):712–732,(288–308), 1871.
40. L. Boltzmann. Über die Beziehung zwischen dem zweiten Hauptsatze der mechanischen Wärmetheorie und der Wahrscheinlichkeitsrechnung, respektive den Sätzen über das Wärmegleichgewicht. *Wiener Berichte*, 76, (W.A.,#42):373–435, (164–223), 1877.
41. L. Boltzmann. Über die Eigenschaften monozyklischer und anderer damit verwandter Systeme. *Crelles Journal*, 98, (W.A.,#73):68–94, (122–152), 1884.
42. J.L. Lagrange. *Oeuvres*. Gauthiers-Villars, Paris, 1867-1892.
43. L. Boltzmann. Studien über das gleichgewicht der lebendigen kraft zwischen bewegten materiellen punkten. *Wiener Berichte*, 58, (W.A.,#5):517–560, (49–96), 1868.
44. L. Boltzmann. Bemerkungen über einige probleme der mechanischen Wärmetheorie. *Wiener Berichte*, 75, (W.A.,#39):62–100, (112–148), 1877.
45. G. Gallavotti. Quasi periodic motions from Hypparchus to Kolmogorov. *Rendiconti Accademia dei Lincei, Matematica e applicazioni*, 12:125–152, 2001.
46. A. Bach. Boltzmann’s probability distribution of 1877. *Archive for the History of exact Sciences*, 41:1–40, 1990.
47. L. Boltzmann. Lösung eines mechanischen problems. *Wiener Berichte*, 58, (W.A.,#6):1035–1044, (97–105), 1868.
48. J. Gibbs. *Elementary principles in statistical mechanics*. Schribner, Cambridge, 1902.
49. L. Boltzmann. Zusammenhang zwischen den Sätzen über das Verhalten mehratomiger Gasmoleküle mit Jacobi’s Prinzip des letzten Multipliers. *Wiener Berichte*, 63, (W.A.,#19):679–711, (259–287), 1871.
50. G. Gallavotti, F. Bonetto, and G. Gentile. *Aspects of the ergodic, qualitative and statistical theory of motion*. Springer Verlag, Berlin, 2004.
51. O. Lanford. Time evolution of large classical systems. *Dynamical systems, theory and applications, Lecture Notes in Physics*, ed. J. Moser, 38:1–111, 1974.
52. H. Spohn. On the integrated form of the BBGKY hierarchy for hard spheres. *arxiv: math-ph/0605068*, pages 1–19, 2006.
53. W. Thomson. The kinetic theory of dissipation of energy. *Proceedings of the Royal Society of Edinburgh*, 8:325–328, 1874.
54. J.W. Shim. A commented translation of Boltzmann’s work, *ueber die sogenannte h-curve*. *European Physics Journal H*, 49:21, 2024.
55. L. Boltzmann. Ueber die sogenannte h-curve. *Mathematische Annalen, and W.A. #128*, 50:325–332, 1898.
56. L. Boltzmann. *Lectures on gas theory, English edition annotated by S. Brush*. University of California Press, Berkeley, 1964.
57. S. Goldstein and J. L. Lebowitz. On the (Boltzmann) entropy of nonequilibrium systems. *Physica D*, 193:53–66, 2004.
58. P. L. Garrido, S. Goldstein, and J. L. Lebowitz. Boltzmann entropy for dense fluids not in local equilibrium. *Physical Review Letters*, 92:050602 (+4), 2004.

59. G. Gallavotti. Counting phase space cells in statistical mechanics. *Communication in Mathematical Physics*, 224:107–112, 2001.
60. R.P. Feynman, R.B. Leighton, and M. Sands. *The Feynman lectures in Physics, Vol. I, II, III*. Addison-Wesley, New York, 1963.
61. M. W. Zemansky. *Heat and thermodynamics*. McGraw-Hill, New-York, 1957.
62. J. Uffink. Boltzmann’s work in statistical physics. In Edward N. Zalta, editor, *The Stanford Encyclopedia of Philosophy*. The Stanford Encyclopedia of Philosophy, winter 2008 edition, 2008.
63. O. Darrigol. *Atoms, Mechanics, and Probability*. Oxford University Press, New York, 2018.
64. G. Gallavotti. Chaotic hypothesis: Onsager reciprocity and fluctuation–dissipation theorem. *Journal of Statistical Physics*, 84:899–926, 1996.
65. S. Nosé. A unified formulation of the constant temperature molecular dynamics methods. *Journal of Chemical Physics*, 81:511–519, 1984.
66. W. Hoover. Canonical equilibrium phase-space distributions. *Physical Review A*, 31:1695–1697, 1985.
67. D. J. Evans and G. P. Morriss. *Statistical Mechanics of Nonequilibrium Fluids*. Academic Press, New-York, 1990.
68. S.R. Williams, D.J. Searles, and D.J. Evans. Independence of the transient fluctuation theorem to thermostating details. *Physical Review E*, 70:066113 (+6), 2004.
69. Ph. Choquard. Lagrangian formulation of nosé-hoover and of isokinetic dynamics. *www.esi.ac.at*, 1996.
70. G. Gallavotti. Entropy, Thermostats and Chaotic Hypothesis. *Chaos*, 16:043114 (+6), 2006.
71. R. Becker. *Electromagnetic fields and interactions*. Blaisdell, New-York, 1964.
72. N. I. Chernov, G. L. Eyink, J. L. Lebowitz, and Ya. G. Sinai. Steady state electric conductivity in the periodic Lorentz gas. *Communications in Mathematical Physics*, 154:569–601, 1993.
73. P. Garrido and G. Gallavotti. Boundary dissipation in a driven hard disk system. *Journal of Statistical Physics*, 126:1201–1207, 2007.
74. J. P. Eckmann and D. Ruelle. Ergodic theory of chaos and strange attractors. *Reviews of Modern Physics*, 57:617–656, 1985.
75. D. Ruelle. Smooth dynamics and new theoretical ideas in non-equilibrium statistical mechanics. *Journal of Statistical Physics*, 95:393–468, 1999.
76. D. Ruelle. What are the measures describing turbulence. *Progress in Theoretical Physics Supplement*, 64:339–345, 1978.
77. D. Ruelle. Measures describing a turbulent flow. *Annals of the New York Academy of Sciences*, 357:1–9, 1980.
78. G. Gallavotti and E. Presutti. Thermodynamic limit for isokinetic thermostats. *Journal of Mathematical Physics*, 51:0353303 (+9), 2010.
79. D. J. Evans and S. Sarman. Equivalence of thermostatted nonlinear responses. *Physical Review E*, 48:65–70, 1993.
80. G. Gallavotti and E. Presutti. Fritionless thermostats and intensive constants of motion. *Journal of Statistical Physics*, 139:618–629, 2010.
81. Ya. G. Sinai. Markov partitions and C -diffeomorphisms. *Functional Analysis and its Applications*, 2(1):64–89, 1968.
82. R. Bowen. Markov partitions for axiom A diffeomorphisms. *American Journal of Mathematics*, 92:725–747, 1970.

83. R. Bowen and D. Ruelle. The ergodic theory of axiom A flows. *Inventiones Mathematicae*, 29:181–205, 1975.
84. R. Bowen. Markov partitions and minimal sets for axiom A diffeomorphisms. *American Journal of Mathematics*, 92:907–918, 1970.
85. D. Ruelle. A measure associated with axiom A attractors. *American Journal of Mathematics*, 98:619–654, 1976.
86. G. Gallavotti and D. Cohen. Dynamical ensembles in nonequilibrium statistical mechanics. *Physical Review Letters*, 74:2694–2697, 1995.
87. D. Ruelle. *Turbulence, strange attractors and chaos*. World Scientific, New-York, 1995.
88. D. Ruelle. Positivity of entropy production in nonequilibrium statistical mechanics. *Journal of Statistical Physics*, 85:1–25, 1996.
89. D. Levesque and N. Sourlas. Time irreversibility in Statistical Mechanics. *arXiv:2402.12910v3*, pages 1–3, 2024.
90. D. Levesque and L. Verlet. Molecular dynamics and time reversibility. *Journal of Statistical Physics*, 72:519–537, 1993.
91. J. L. Lebowitz. Boltzmann’s entropy and time’s arrow. *Physics Today*, September:32–38, 1993.
92. D.V. Anosov and Y.G. Sinai. Some smooth ergodic systems. *Russian Mathematical Surveys*, 22:103–167, 1967.
93. A. Katok and B. Hasselblatt. *Introduction to the modern theory of dynamical systems*, volume 54 of *Encyclopedia of Mathematics and its applications*. Cambridge University Press, Cambridge, 1997.
94. D. Ruelle. *Elements of differentiable dynamics and bifurcation theory*. Academic Press, New-York, 1989.
95. Ya. G. Sinai. Construction of Markov partitions. *Functional Analysis and its Applications*, 2(3):70–80, 1968.
96. R. Bowen. *Equilibrium states and the ergodic theory of Anosov diffeomorphisms*, volume 470 of *Lecture Notes in Mathematics*. Springer-Verlag, Berlin-Heidelberg, 1975.
97. A. Katok and B. Hasselblatt. *Introduction to the modern theory of dynamical systems*, volume 54 of *Encyclopedia of Mathematics and its Applications*. Cambridge University Press, Cambridge, UK, 1995.
98. G. Gallavotti. New methods in nonequilibrium gases and fluids. *Open Systems and Information Dynamics*, 6:101–136, 1999.
99. G. Gallavotti. Heat and fluctuations from order to chaos. *European Physics Journal B, EPJB*, 61:1–24, 2008.
100. D. Ruelle. Statistical mechanics of one-dimensional lattice gas. *Communications in Mathematical Physics*, 9:267–278, 1968.
101. M. Jiang and Ya. B. Pesin. Equilibrium measures for coupled map lattices: Existence, uniqueness and finite-dimensional approximations. *Communications in Mathematical Physics*, 193:675–711, 1998.
102. G. Gallavotti. Entropy production in nonequilibrium stationary states: a point of view. *Chaos*, 14:680–690, 2004.
103. E. Einstein. Zur Theorie des Radiometers. *Annalen der Physik*, 69:241–254, 1922.
104. L. Andrej. The rate of entropy change in non-Hamiltonian systems. *Physics Letters*, 111A:45–46, 1982.
105. B.W. Kernigham and D.M. Ritchie. *The C Programming Language*. Prentice Hall Software Series. Prentice Hall, Engelwood Cliffs, N.J., 1988.

106. D. Ornstein. *Ergodic Theory, randomness and dynamical systems*, volume 5 of *Yale Mathematical Monographs*. Yale University Press, New Haven, 1974.
107. G. Gallavotti. Ising model and Bernoulli shifts. *Communications in Mathematical Physics*, 32:183–190, 1973.
108. F. Ledrappier. Mesure d'équilibre sur un réseau. *Communications in Mathematical Physics*, 33:119–128, 1973.
109. G. Monroy and L. Russo. A family of codes between some Markov and Bernoulli schemes. *Communications in Mathematical Physics*, 43:155–159, 1975.
110. F. Bonetto and G. Gallavotti. Reversibility, coarse graining and the chaoticity principle. *Communications in Mathematical Physics*, 189:263–276, 1997.
111. G. Gallavotti. Breakdown and regeneration of time reversal symmetry in nonequilibrium statistical mechanics. *Physica D*, 112:250–257, 1998.
112. U. Dressler. Symmetry property of the Lyapunov exponents of a class of dissipative dynamical systems with viscous damping. *Physical Review A*, 38:2103–2109, 1988.
113. C. Dettman and G. Morriss. Proof of conjugate pairing for an isokinetic thermostat. *Physical Review E*, 53:5545–5549, 1996.
114. G. Gallavotti. Topics in chaotic dynamics. *Lecture Notes in Physics*, ed. Garrido–Marro, 448:271–311, 1995.
115. P. Constantin and C. Foias. Global Lyapunov Exponents, Kaplan-Yorke Formulas and the Dimension of the Attractors for 2D Navier-Stokes Equations. Retrieved from the University of Minnesota Digital Conservancy, <http://hdl.handle.net/11299/4254:1-47>, 1983.
116. F. Bonetto, G. Gallavotti, and P. Garrido. Chaotic principle: an experimental test. *Physica D*, 105:226–252, 1997.
117. Ya. G. Sinai. Gibbs measures in ergodic theory. *Russian Mathematical Surveys*, 27:21–69, 1972.
118. Ya.G. Sinai. *Lectures in ergodic theory*. Lecture notes in Mathematics. Princeton University Press, Princeton, 1977.
119. Ya.G. Sinai. *Topics in ergodic theory*, volume 44 of *Princeton Mathematical Series*. Princeton University Press, 1994.
120. R.A. Minlos and J.G. Sinai. The phenomenon of phase separation at low temperatures in some lattice models of a gas, i. *Math. USSR Sbornik*, 2:335–395, 1967.
121. G. Gallavotti and D. Cohen. Dynamical ensembles in stationary states. *Journal of Statistical Physics*, 80:931–970, 1995.
122. G. Gallavotti. Reversible Anosov diffeomorphisms and large deviations. *Mathematical Physics Electronic Journal (MPEJ)*, 1:1–12, 1995.
123. G. Gallavotti and D. Cohen. Note on nonequilibrium stationary states and entropy. *Physical Review E*, 69:035104 (+4), 2004.
124. N. I. Chernov, G. L. Eyink, J. L. Lebowitz, and Ya. G. Sinai. Derivation of Ohm's law in a deterministic mechanical model. *Physical Review Letters*, 70:2209–2212, 1993.
125. G. Gallavotti. Fluctuation patterns and conditional reversibility in nonequilibrium systems. *Annales de l'Institut H. Poincaré*, 70:429–443, 1999 and [chao-dyn/9703007](http://arxiv.org/abs/9703007).
126. G. Gallavotti. *Foundations of Fluid Dynamics*. (second printing) Springer Verlag, Berlin, 2005.
127. S. de Groot and P. Mazur. *Non equilibrium thermodynamics*. Dover, Mineola, NY, 1984.

128. A. Gomez-Marin, J.M.R. Parondo, and C. Van den Broeck. The footprints of irreversibility. *European Physics Letters*, 82:5002+4, 2008.
129. L. Onsager and S. Machlup. Fluctuations and irreversible processes. *Physical Review*, 91:1505–1512, 1953.
130. S. Machlup and L. Onsager. Fluctuations and irreversible processes. ii. *Physical Review*, 91:1512–1515, 1953.
131. P. Hurtado, C. Péres-Espigares, J. Pozo, and P. Garrido. Symmetries in fluctuations far from equilibrium. *Proceedings of the National Academy of Science (PNAS)*, 108:7704–7709, 2011.
132. G. Gallavotti. Extension of Onsager’s reciprocity to large fields and the chaotic hypothesis. *Physical Review Letters*, 77:4334–4337, 1996.
133. G. Gallavotti and D. Ruelle. SRB states and nonequilibrium statistical mechanics close to equilibrium. *Communications in Mathematical Physics*, 190:279–285, 1997.
134. D. Ruelle. Entropy production in nonequilibrium statistical mechanics. *Communications in Mathematical Physics*, 189:365–371, 1997.
135. G. Gallavotti. A local fluctuation theorem. *Physica A*, 263:39–50, 1999.
136. Y.B. Pesin and Y.G. Sinai. Space–time chaos in chains of weakly interacting hyperbolic mappings. *Advances in Soviet Mathematics*, 3:165–198, 1991.
137. J. Bricmont and A. Kupiainen. High temperature expansions and dynamical systems. *Communications in Mathematical Physics*, 178:703–732, 1996.
138. J. Bricmont and A. Kupiainen. Coupled analytic maps. *Nonlinearity*, 8:379–396, 1995.
139. J. Bricmont and A. Kupiainen. Infinite dimensional srb measures. *Physica D*, 103:18–33, 1997.
140. G. Gallavotti. Equivalence of dynamical ensembles and Navier Stokes equations. *Physics Letters A*, 223:91–95, 1996.
141. F. Bonetto, G. Gallavotti, and G. Gentile. A fluctuation theorem in a random environment. *Ergodic Theory and Dynamical Systems*, 28:21–47, 2008.
142. S. Olla. Large Deviations for Gibbs Random Fields. *Probability Theory and Related Fields*, 77:343–357, 1988.
143. G. Gallavotti, J. L. Lebowitz, and V. Mastropietro. Large deviations in rarefied quantum gases. *Journal of Statistical Physics*, 108:831–861, 2002.
144. G. Gallavotti and F. Perroni. An experimental test of the local fluctuation theorem in chains of weakly interacting anosov systems. <https://arxiv.org/abs/chao-dyn/9909007>, pages 1–15, 1999.
145. G. Gallavotti. Chaotic hypothesis and universal large deviations properties. *Documenta Mathematica*, extra volume ICM98, vol. I:205–233, 1998.
146. F. Mauri, R. Car, and E. Tosatti. Canonical Statistical Averages of Coupled Quantum-Classical Systems. *Europhysics Letters*, 24:431–436, 1993.
147. J.L. Alonso, A. Castro, J. Clemente-Gallardo, J.C. Cuchi, P. Echenique, and F. Falceto. Statistics and Nosé formalism for Ehrenfest dynamics. *Journal of Physics A*, 44:395004, 2011.
148. G. Gallavotti. *The Elements of Mechanics (II edition)*. Gallavotti website, Roma, 2008 [I edition was Springer 1984].
149. F. Strocchi. Complex Coordinates and Quantum Mechanics. *Reviews of Modern Physics*, 38:36–40, 1966.
150. M. Campisi. Quantum Fluctuation Relations for Ensembles of Wave Functions. *New Journal of Physics*, 15:1–12, 2013.

151. F. Seitz. *The modern theory of solids*. Dover, Mineola, 1987 (reprint).
152. B. D. Holian, W. G. Hoover, and H. A. W. Posch. Resolution of loschmidt paradox: The origin of irreversible behavior in reversible atomistic dynamics. *Physical Review Letters*, 59:10–13, 1987.
153. D. Ruelle. A remark on the equivalence of isokinetic and isoenergetic thermostats in the thermodynamic limit. *Journal of Statistical Physics*, 100:757–763, 2000.
154. G. Gallavotti. Nonequilibrium and Fluctuation Relation. *Journal of Statistical Physics*, 180:172–226, 2019.
155. G. Gallavotti. Reversible viscosity and Navier–Stokes fluids. *Springer Proceedings in Mathematics & Statistics*, 282:569–580, 2019.
156. G. Gallavotti. Viscosity, Reversibility, Chaotic Hypothesis, Fluctuation Theorem and Lyapunov Pairing. *Journal of Statistical Physics*, 185:21:1–19, 2021.
157. G. Gallavotti. Irreversibility time scale. *Chaos*, 16:023130 (+7), 2006.
158. G. Gallavotti. Nonequilibrium statistical mechanics (stationary): Overview. *Encyclopedia of Mathematical Physics*, ed. J.P. Francoise, G.L. Naber, Tsou Sheung Tsun, 3:530–539, 2006.
159. D. Ruelle. Differentiation of SRB states. *Communications in Mathematical Physics*, 187:227–241, 1997.
160. F. Bonetto, G. Gentile, and V. Mastropietro. Electric fields on a surface of constant negative curvature. *Ergodic Theory and Dynamical Systems*, 20:681–686, 2000.
161. Z.S. She and E. Jackson. Constrained Euler system for Navier-Stokes turbulence. *Physical Review Letters*, 70:1255–1258, 1993.
162. P. Sagaut. *Large Eddy Simulation for Incompressible Flows*. Scientific computation. Springer, Berlin, 2006.
163. M. Germano, U. Piomell, P. Moin, and W.H. Cabot. A dynamic subgridscale eddy viscosity model. *Physics of Fluids A*, 3:1760–1766, 1991.
164. C. Fefferman. *Existence & smoothness of the Navier–Stokes equation*. in J.Carlson,A.Jaffe,A.Wiles: The millennium prize problems. American Mathematical Society, Providence, RI, 2006.
165. G. Gallavotti. Dynamical ensembles equivalence in fluid mechanics. *Physica D*, 105:163–184, 1997.
166. P. Constantin. On the euler equations of incompressible fluids. *Bulletin of the American Mathematical Society*, 44:603–621, 2007.
167. G. Margazoglu, L. Biferale, M. Cencini, G. Gallavotti, and V. Lucarini. Non-equilibrium Ensembles for the 3D Navier-Stokes Equations. *Physical Review E*, 105:065110, 2022.
168. V. Shukla, B. Dubrulle, S. Nazarenko, G. Krstulovic, and S. Thalabard. Phase transition in time-reversible Navier-Stokes equations. *Physical Review E*, 100:043104, 2019.
169. K. Seshasayanan, S. Eswaran, M. Maji, S. Ghosh, and V. Shukla. Equivalence of nonequilibrium ensembles:turbulence with a dual cascade. *Physical Review E*, 108:015102, 2021.
170. S. Kuksin. The k41 theory and turbulence in 1d burgers equation. *Chaos*, 34:1–29, 2024.
171. L. Biferale, M. Cencini, M. DePietro, G. Gallavotti, and V. Lucarini. Equivalence of non-equilibrium ensembles in turbulence models. *Physical Review E*, 98:012201, 2018.

172. Q. Pikeroen, A. Barral, G. Costa, C. Campolina, A. Mailybaev, and B. Dubrulle. Tracking complex singularities of fluids on log-lattices. *arXiv.2312.01702*, 2023.
173. G. Gallavotti and V. Lucarini. Equivalence of Non-Equilibrium Ensembles and Representation of Friction in Turbulent Flows: The Lorenz 96 Model. *Journal of Statistical Physics*, 156:1027–1053, 2014.
174. G. Gallavotti. Intermittency and time arrow in statistical mechanics and turbulence. *Fields Institute Communications*, 31:165–172, 2002.
175. G. Gallavotti. Microscopic chaos and macroscopic entropy in fluids. *Journal of Statistical Mechanics (JSTAT)*, 2006:P10011 (+9), 2006.
176. Y. Pomeau and P. Manneville. Different ways to turbulence in dissipative dynamical systems. *Physica D*, 1:219–226, 1980.
177. G. Gallavotti. Ensembles, Turbulence and Fluctuation Theorem. *European Physics Journal E*, 43:37, 2020.
178. J. Kurchan. Fluctuation theorem for stochastic dynamics. *Journal of Physics A*, 31:3719–3729, 1998.
179. J. Lebowitz and H. Spohn. A Gallavotti–Cohen type symmetry in large deviation functional for stochastic dynamics. *Journal of Statistical Physics*, 95:333–365, 1999.
180. C. Maes. The fluctuation theorem as a Gibbs property. *Journal of Statistical Physics*, 95:367–392, 1999.
181. P. Collet, H. Epstein, and G. Gallavotti. Perturbations of geodesic flows on surfaces of constant negative curvature and their mixing properties. *Communications in Mathematical Physics*, 95:61–112, 1984.
182. A. Iacobucci. *Nonequilibrium stationary states of rotor and oscillator chains*. <https://theses.hal.science/tel-01792503>, Paris, 2018.
183. A. Iacobucci, S. Olla, and G. Stoltz. Convergence rates for nonequilibrium langevin dynamics. *Annales Mathématiques du Québec*, 43:73–98, 2018.
184. R. Van Zon and E. G. D. Cohen. Extension of the fluctuation theorem. *Physical Review Letters*, 91:110601 (+4), 2003.
185. R. Van Zon and E. G. D. Cohen. Extended heat-fluctuation theorems for a system with deterministic and stochastic forces. *Physical Review E*, 69:056121 (+14), 2004.
186. S. Joubaud, N.B. Garnier, and S. Ciliberto. Fluctuation theorems for harmonic oscillators. *Journal of Statistical Mechanics*, 9:P09018, 2007.
187. D. J. Evans, D. J. Searles, and L. Rondoni. Application of the Gallavotti–Cohen fluctuation relation to thermostated steady states near equilibrium. *Physical Review E*, 71:056120 (+12), 2005.
188. F. Zamponi. Is it possible to experimentally verify the fluctuation relation? a review of theoretical motivations and numerical evidence. *Journal of Statistical Mechanics*, page P02008, 2007.
189. L.F. Cugliandolo, J. Kurchan, and L. Peliti. Energy flow, partial equilibration, and effective temperatures in systems with slow dynamics. *Physical Review E*, pages 2898–3914, 1997.
190. A. Crisanti and F. Ritort. Violation of the fluctuation-dissipation theorem in glassy systems: basic notions and the numerical evidence. *Journal of Physics A*, pages R181–R290, 2003.
191. O. Nakabeppu and T. Suzuki. Microscale temperature measurement by scanning thermal microscopy. *Journal of Thermal Analysis and Calorimetry*, 69:727–737, 2002.

192. D.T. Smith. A square root circuit to linearize feedback in temperature controllers. *Journal of Physics E: Scientific Instruments*, 5:528, 1972.
193. K. Feitosa and N. Menon. A fluidized granular medium as an instance of the fluctuation theorem. *Physical Review Letters*, 92:164301+4, 2004.
194. F. Bonetto, G. Gallavotti, A. Giuliani, and F. Zamponi. Fluctuations relation and external thermostats: an application to granular materials. *Journal of Statistical Mechanics*, 2006(05):P05009, 2006.
195. A. Puglisi, P. Visco, A. Barrat, E. Trizac, and F. van Wijland. Fluctuations of internal energy flow in a vibrated granular gas. *Physical Review Letters (cond-mat/0509105)*, 95:110202 (+4), 2005.
196. E. L. Grossman, E.L., Tong Zhou, and E. Ben-Naim. Towards granular hydrodynamics in two-dimensions. *cond-mat/9607165*, 1996.
197. J. Brey, M. J. Ruiz-Montero, and F. Moreno. Boundary conditions and normal state for a vibrated granular fluid. *Physical Review E*, 62:5339–5346, 2000.
198. F. Bonetto, N. Chernov, and J. L. Lebowitz. (global and local) fluctuations in phase-space contraction in deterministic stationary nonequilibrium. *Chaos*, 8:823–833, 1998.
199. F. Bonetto and J. L. Lebowitz. Thermodynamic entropy production fluctuation in a two-dimensional shear flow model. *Physical Review E*, 64:056129, 2001.
200. F. Zamponi, G. Ruocco, and L. Angelani. Fluctuations of entropy production in the isokinetic ensemble. *Journal of Statistical Physics*, 115:1655–1668, 2004.
201. A. Giuliani, F. Zamponi, and G. Gallavotti. Fluctuation relation beyond linear response theory. *Journal of Statistical Physics*, 119:909–944, 2005.
202. P. Visco, A. Puglisi, A. Barrat, E. Trizac, and F. van Wijland. Fluctuations of power injection in randomly driven granular gases. *Journal of Statistical Physics*, 125:529–564, 2005.
203. O. Jepps, D. Evans, and D. Searles. The fluctuation theorem and Lyapunov weights. *Physica D*, 187:326–337, 2004.
204. G. Zeuner. *Grundzüge der Mechanischen Wärmetheorie*. Buchhandlung J.G. Engelhardt, Freiberg, 1860.
205. M.A. Masson. Sur la corrélation des propriétés physiques des corps. *Annales de Chimie*, 53:257–293, 1858.
206. G. Gallavotti. Ergodicity: a historical perspective. equilibrium and nonequilibrium. *European Physics Journal H*, 41.:181–259, 2016.
207. G. Gallavotti and I. Jauslin. A Theorem on Ellipses, an Integrable System and a Theorem of Boltzmann. *arXiv*, 2008.01955:1–9, 2020.
208. G. Felder. Poncelet Property and Quasi-periodicity of the Integrable Boltzmann System. *Letters in Mathematical Physics*, 111:1–19, 2021.
209. L.D. Landau and E.M. Lifschitz. *Mécanique des fluides*. MIR, Moscow, 1971.
210. R. Clausius. Ueber eine veränderte form des zweiten hauptsatzes der mechanischen wärmetheorie. *Annalen der Physik und Chemie*, 93:481–506, 1854.
211. R. Clausius. On the application of the theorem of the equivalence of transformations to interior work. *Philosophical Magazine*, 4-XXIV:81–201, 1862.
212. J. Renn. Einstein’s controversy with Drude and the origin of statistical mechanics: a new glimpse from the “Love Letters”. *Archive for the history of exact sciences*, 51:315–354, 1997.
213. J.C. Maxwell. On the dynamical theory of gases. *Philosophical Magazine*, XXXV:129–145, 185–217, 1868.

214. G. E. Uhlenbeck. *An outline of Statistical Mechanics, in Fundamental problems in Statistical Mechanics, II.* ed. E. G. D. Cohen, North Holland, Amsterdam, 1968.
215. H. Helmholtz. *Prinzipien der Statik monocyklischer Systeme*, volume III of *Wissenschaftliche Abhandlungen*. Barth, Leipzig, 1895.
216. H. Helmholtz. *Studien zur Statik monocyklischer Systeme*, volume III of *Wissenschaftliche Abhandlungen*. Barth, Leipzig, 1895.
217. C. Marchioro and E. Presutti. Thermodynamics of particle systems in presence of external macroscopic fields. *Communications in Mathematical Physics*, 27:146–154, 1972.
218. E.T. Whittaker. *A treatise on the analytic dynamics of particles & rigid bodies*. Cambridge University Press, Cambridge, 1917 (reprinted 1989).
219. V.I. Arnold and A. Avez. *Ergodic problems of Classical Mechanics*. Mathematical Physics Monographs. Benjamin, 1968.
220. S. Smale. Differentiable dynamical systems. *Bulletin of the American Mathematical Society*, 73:747–818, 1967.
221. H. Hofer and E.Zehnder. *Symplectic invariants and Hamiltonian dynamics*. Birkhauser Advanced Texts. Birkhauser Verlag, Basel, 1994.
222. M.P. Wojtkowski and C. Liverani. Conformally symplectic dynamics and symmetry of the lyapunov spectrum. *Communications in Mathematical Physics*, 194:47–60, 1998.
223. D. Evans, EGD Cohen, and G. Morriss. Viscosity of a simple fluid from its maximal lyapunov exponents. *Physical Review A*, 42:5990–5997, 1990.
224. G. Benettin, L. Galgani, A. Giorgilli, and J. Strelcyn. Lyapunov characteristic exponents for smooth dynamical systems and for Hamiltonian systems; A method for computing all of them. Part 2, Numerical application. *Meccanica*, 15:21–30, 1980.
225. G. Gallavotti. Navier-stokes equation: irreversibility turbulence and ensembles equivalence. *arXiv:1902.09610*, page 09160, 2019.
226. D. Ruelle. Large volume limit of the distribution of characteristic exponents in turbulence. *Communications in Mathematical Physics*, 87:287–302, 1982.
227. E. Lieb. On characteristic exponents in turbulence. *Communications in Mathematical Physics*, 92:473–480, 1984.
228. G. Gallavotti. *Nonequilibrium and irreversibility*. Theoretical and Mathematical Physics. Springer-Verlag, 2014.
229. G. Gallavotti, L. Rondoni, and E. Segre. Lyapunov spectra and nonequilibrium ensembles equivalence in 2d fluid. *Physica D*, 187:358–369, 2004.
230. R.A. Minlos and J.G. Sinai. The phenomenon of phase separation at low temperatures in some lattice models of a gas, ii. *Transactions of the Moscow Mathematical Society*, 19:121–196, 1968.
231. G. Gallavotti and S. Miracle-Solé. Absence of phase transitions in hard-core one dimensional systems with long range interactions. *Journal of Mathematical Physics*, 11:147–154, 1970.
232. M. Cassandro and E. Olivieri. Renormalization group and analyticity in one dimension: A proof of dobrushin’s theorem. *Communications in Mathematical Physics*, 80:255–269, 1981.
233. G. Gallavotti. Chaotic dynamics, fluctuations, non-equilibrium ensembles. *Chaos*, 8:384–392, 1998.
234. C. Jarzynski. Nonequilibrium equality for free energy difference. *Physical Review Letters*, 78:2690–2693, 1997.

235. C. Jarzynski. Hamiltonian derivation of a detailed fluctuation theorem. *Journal of Statistical Physics*, 98:77–102, 1999.
236. D.J. Evans and D. Searles. Equilibrium microstates which generate second law violating steady state. *Physical Review E*, 50:1645–1648, 1994.
237. G. N. Bochkov and Yu. E. Kuzovlev. Nonlinear fluctuation-dissipation relations and stochastic models in nonequilibrium thermodynamics: I. generalized fluctuation-dissipation theorem. *Physica A*, 106:443–479, 1981.
238. G. N. Bochkov and Yu. E. Kuzovlev. Nonlinear fluctuation-dissipation relations and stochastic models in nonequilibrium thermodynamics: II. Kinetic potential and variational principles for nonlinear irreversible processes. *Physica A*, 106:480–520, 1981.

List of frequent abbreviations

CH	Chaotic Hypothesis
EH	Ergodic Hypothesis
NS	Navier-Stokes equation
INS	Irreversible Navier-Stokes equation
RNS	Reversible Navier-Stokes equation
SRB	Sinai-Bowen-Ruelle distribution
smooth C^∞	
TRS	Time Reversal Symmetry
OK41	Obukov-Kolmogorov
UV	Ultraviolet cut-off
1	Identity Map

Q Citations index

Reference **number** followed by **citation pages**

[001]	VII	[035]	161 251 8
[002]	IX	[036]	13 161 165 251 8 9
[003]	IX	[037]	13 14 15 154 16 167 171 175 176
[004]	48 49 63 65 66 IX		251 8
[005]	102 126 128 130 15 155 16 18	[038]	14 15 171 188 251 8
	187 192 204 205 206 207 208 22 228	[039]	15 175 181 192 194 207 251 8
	42 5 66 7 73 86 95 97 IX	[040]	13 154 155 172 179 183 205 251
[006]	IX		46 47 68 8 9
[007]	IX	[041]	11 13 176 183 187 251 8
[008]	IX	[042]	169 8
[009]	IX	[043]	12 146 154 187 251 46 9
[010]	121 IX	[044]	11 13 16 176 18 183 185 19 20
[011]	1 22 23		203 204 205 251 48 50 68
[012]	123 124 125 3	[045]	12
[013]	3	[046]	13 153 154 187
[014]	4	[047]	13 155 203 251
[015]	4	[048]	15 171 173 208
[016]	4	[049]	15
[017]	4	[050]	15 210 51 63 64 65 66 70 76 92
[018]	4		93
[019]	4 5	[051]	111 16
[020]	4	[052]	16
[021]	4	[053]	16 20 48
[022]	103 5	[054]	17
[023]	160 5	[055]	17
[024]	5	[056]	17 48 68
[025]	5	[057]	109 169 18
[026]	5	[058]	169 18 50
[027]	138 14 197 199 202 5 6	[059]	18 63 65 67 68
[028]	5	[060]	19
[029]	11 12 137 161 204 205 251 6 7	[061]	19
	8	[062]	20
[030]	7	[063]	156 20
[031]	194 7	[064]	24 27
[032]	149 15 16 171 176 184 50 7 9	[065]	24 26
[033]	149 16 168 196 197 199 200 251	[066]	24
	7	[067]	101 24 42 98
[034]	10 13 138 204 251 8 9	[068]	26 31 33

[069]	26	[113]	214 215 216 80
[070]	26 42 97	[114]	101 102 81
[071]	101 26	[115]	81
[072]	26	[116]	121 123 82 89
[073]	27	[117]	82
[074]	29 38 81	[118]	82 84
[075]	214 216 29 36 37 38 41 42 65 71 83 84 87 88	[119]	82
[076]	29 37 76	[120]	223 82
[077]	29 76	[121]	102 83 97
[078]	30 32	[122]	83
[079]	102 130 31	[123]	231 84
[080]	32	[124]	85
[081]	210 34 36 50 52 55 59 82	[125]	86 87
[082]	210 34 59 84 86	[126]	114 117 221 86 87
[083]	34 36 57 65 86	[127]	86
[084]	36	[128]	88
[085]	36 66 76 84 86	[129]	88
[086]	37 81 83 84	[130]	88
[087]	38	[131]	88
[088]	106 41 45 49	[132]	89 94
[089]	47 61 62	[133]	91
[090]	47 62	[134]	106 91
[091]	50 71	[135]	92 93 95
[092]	50 51 54	[136]	92
[093]	50	[137]	92
[094]	51	[138]	92
[095]	51 55	[139]	92
[096]	51 66	[140]	101 102 93
[097]	57	[141]	121 123 93
[098]	102 63 65 87	[142]	93
[099]	63 65 96 99	[143]	224 225 93
[100]	227 64	[144]	95
[101]	227 65 92	[145]	95
[102]	65	[146]	95 96 98 99
[103]	71	[147]	100 96 98
[104]	71	[148]	97
[105]	121 77	[149]	100 98
[106]	77	[150]	100
[107]	77	[151]	101
[108]	77	[152]	101 208
[109]	77	[153]	102 130
[110]	213 79	[154]	102 115
[111]	80	[155]	102 219
[112]	214 215 80	[156]	102
		[157]	103

[158]	106	[199]	130
[159]	108	[200]	131 132
[160]	110	[201]	131
[161]	111	[202]	134
[162]	111 112	[203]	135
[163]	111	[204]	144
[164]	113	[205]	146
[165]	114	[206]	156
[166]	116	[207]	156
[167]	116 117	[208]	156
[168]	117	[209]	157
[169]	117	[210]	160
[170]	117	[211]	160
[171]	117	[212]	167
[172]	117	[213]	168 170 171
[173]	117 123	[214]	178
[174]	117 120	[215]	183
[175]	117	[216]	183 203
[176]	120	[217]	205
[177]	121	[218]	208
[178]	121 123	[219]	212
[179]	121 123	[220]	212 213
[180]	121 123	[221]	214
[181]	122	[222]	214 216
[182]	123	[223]	214
[183]	123	[224]	219
[184]	124	[225]	219 220
[185]	124	[226]	219
[186]	124	[227]	219
[187]	124	[228]	220
[188]	125	[229]	220
[189]	126 128	[230]	223
[190]	126 128	[231]	227
[191]	126 127	[232]	227
[192]	126	[233]	228
[193]	128 130 134	[234]	228
[194]	128 131 132 133 134	[235]	228 230
[195]	128 129 132 134	[236]	230 231
[196]	128 129 132	[237]	231
[197]	128 129 132 133	[238]	231
[198]	130		

R Chapters abstracts

Chapter 1

A brief survey of the development of Equilibrium theory, from Carnot's theorem to the least action principle and the Ergodic Hypothesis (EH), as a background for the study of stationary Non Equilibrium.

Particular attention is devoted to the application of the EH and of the Least Action principle to Boltzmann's derivation of the second law 1866, (presented in Clausius' version in the new Sec. (1.4)).

Identification of a thermodynamic equilibrium state with the collection of time averages of observables was made, almost without explicit comments and the analysis relied EH as the assumption that motions are periodic. A first attempt, already in 1868, to eliminate such hypothesis appears initially in the form: the molecule goes through all possible states because of the collisions with the others. However the previous hypothesis (i.e. periodic motion covers the energy surface) appears again to use EH, as a starting point, to obtain the microcanonical distribution for the entire gas.

The "solution of a mechanical problem" arises in this context to present an example of ergodicity, and it is interesting to examine its conflict (conjectured in the in the first edition, and here developed in Sec. (6.3)) with KAM theory.

Little later (1971) the ergodic hypothesis relation to periodic orbits plays a minor role, and a general theory of the 'ensembles' is discovered simultaneously with the equivalence between canonical and microcanonical distributions for large systems, as explicitly recognized by Gibbs.

And soon the discovery of H-theorem and Boltzmann's equation systematized the early work of Maxwell on the theory of gases. However in this book the theme of the Boltzmann equation is not really touched: attention is concentrated on stationary states in and out of equilibrium, with the single exception of the attempt to introduce the "time scale" of a process of transformation of an equilibrium state into another aimed at quantifying the notion of "infinitely slow" (thermodynamically reversible) process in Sec. (5.2).

Chapter 2

Thermostats are introduced, and illustrated via several mechanical examples, as models and tools to study stationary states in presence of driving forces balanced by dissipation.

This gives the opportunity of stressing the role of the initial data randomness: Ruelle's viewpoint on the privileged status of the initial data, as data generated by a protocol producing them as probability-one samples of *any distribution* with density over phase space.

In presence of chaotic motions the stationary states reached by the evolution are determined, independently of the protocol for the initial data, if chaoticity is intended in the precise sense of hyperbolic evolution on the surfaces attracting the motions. The latter property is formalized as "Chaotic hypothesis" (CH).

And it is stressed that its adoption solves the problem of identifying, in equilibrium as well as out of equilibrium, which is the distribution, among the *infinitely many* stationary ones, physically relevant to provide the time averages of the observables: such remarkable property holds because, in systems verifying the CH, on each attracting surface (often unique) there is a unique stationary state, called SRB distribution, controlling the average of physical observables. Multiplicity of attracting surfaces is similar to phase coexistence of equilibria and in Sec.(5.6) is proposed among the causes of "intermittency".

The idea emerges that the CH is a paradigm for chaotic motions playing the role that the quasi periodic motions play for ordered evolutions: the picture implied by the CH is that in phase space one or more surfaces which attract nearby points exist and are smooth and all their points (up to a set of zero area) have trajectories that cover them densely.

Furthermore in conservative systems undergoing chaotic evolutions the CH implies the EH so that the two hypotheses cannot contradict each other.

Still the CH has to be regarded as a law at the same level as the EH: it also covers systems well beyond the equilibrium, but *tertium datur!* as shown by easy counterexamples.

Accent is also on examples of non equilibrium problems and of thermostats, finite or infinite, that control dissipation, with wide discussion of the phase space contraction interpretation as heat ceded to thermostats.

Difficulties about the interpretation due to the dependence of phase space volume on the metric used to measure it are avoided by showing that the amount of heat ceded does not depend on the metric. At the same time it is stressed that it is different to consider phase space contraction on the whole phase space or on the attracting surfaces (often much smaller and of difficult access).

Chapter 3

Recurrence is discussed in detail under the perspective to present it in the light of a discrete representation of motion, in principle necessary in simulations and in their interpretation.

A discrete viewpoint is important also in qualitative understanding of the statistical properties of motions on the attracting surfaces. It is stressed that studying recurrence leads to a formulation which unifies entirely different dynamical systems: under the Chaotic hypothesis (CH) the most diverse dynamical systems can be digitally represented as shifts of a one dimensional chain of symbols on which the invariant distributions appear as stationary stochastic processes, natural generalizations of Markov processes.

The “universal” representation of stationary states of Ch-verifying systems as, essentially, Markov processes is remarkable because stochasticity is not introduced *a priori*.

Representation of phase space as an array of points, regularly filling it and moving according to a specific rule (“code”), is deeply different from the phase space cells used, at times, in equilibrium Statistical Mechanics: here the points are called “microcells”, to be conceived as regularly disposed on a lattice in phase space just as they are ideally conceived in simulations codes.

CH and the hyperbolic nature of the time evolution allows to collect the microcells in much larger groups, forming a partition of phase space into “coarse cells”, labeled by a finite number of labels, small enough so that the (few) observables of interest can be considered constant on each cell.

The motion will be dissipative, at least in non equilibrium cases, and most microcells will not be recurrent: so the statistical properties will be carried by recurrent ones, *i.e.* by the periodic points on each attracting set. In discretized representations all motions will be *eventually* periodic and it is tempting to go back to the original proposal by Boltzmann and think that there is only one attracting periodic orbit: and the whole discussion (hinted in chapter 1) about this point and the EH can be imagined and repeated.

Hyperbolicity makes it possible to design the coarse cells so that each microcell is identified with the string formed by the labels of the coarse cells successively visited in its motion: and the regularity of the array of microcells can be seen as the source of the physical relevance of SRB distribution, as the *heuristic* interpretation of the SRB distribution shows in sec.(3.8).

Discrete interpretation of the SRB distribution leads to an estimate of the number of microcells composing the attracting periodic orbit: it is presented because it gives the opportunity of showing the existence of a mathematical cancellation, interesting in itself, and to argue that the logarithm of the recurrent microcells number has the interpretation of entropy only in the case of equilibrium states while in non equilibrium cannot be seen as a function of the state.

Chapter 4

The CH allows to represent as a standard stochastic process (one dimensional “Gibbs states”) the stationary states (in equilibrium and out of it). Therefore it is natural to ask whether the universality of the representation of the SRB distributions, for CH-complying stationary non-equilibrium states, can be translated into universal laws.

The first candidates for such search are properties of the fluctuations statistical properties, which can be expected to inherit properties of the system is studied. Certainly the first question is the compatibility between irreversibility and microscopic reversibility.

Help comes from the simulations: since the eighties reversible models for irreversible phenomena have been designed and studied. And questions have been debated like how is reversibility reflected on the properties of, say, transport coefficients, which are constants in the corresponding irreversible models.

The question admits a rather general answer in the “fluctuation theorem”, which gives some light on the statistics of the phase space contraction (*i.e.* on the statistics of the rate of heat delivered to the thermostats, sec.(2.2)).

Or, still in reversible models of stationary non equilibrium states, it allows a general answer to the relation, at stationarity, between the probability in a stationary state of an event in which, in a given time, a given observable evolves following a given path and the probability that it evolves following the reversed path.

The answer is that the two probabilities are the same if conditioned to an opposite value of the average rate of entropy production (identified with the rate of phase space contraction).

The fluctuation theorem can also be related to simple extensions of Onsager’s reciprocity and Green-Kubo formulae. Finally an attempt is made towards an application of the above ideas to quantum systems.

Chapter 5

A possible application of previous sections ideas, particularly on phase space discretization, leads to propose “the degree of irreversibility” of a process controlled by one or more parameters assigned to vary in time, while the system starts in a stationary state corresponding to initial parameters value and in time evolves, for instance, to a final stationary state. In particular initial, intermediary, final parameters values could be such that, if kept constant, would lead to an equilibrium state (a model of “thermodynamic process”).

A definition of the rapidity of an evolution, or of the duration of a process, can be taken as a measure of its “irreversibility”, expected because, with Carnot, a reversible process is “infinitely slow”: several examples on well known processes are provided. The analysis in sec.(5.2) relies on the remark of existence of a cancellation in the formal expression of the SRB distribution.

Applications of CH to fluctuations in reversible evolutions, chapter 4, induces immediately to ask whether similar questions can be studied in the case of *irreversible* evolutions.

Since reversible models are often studied in simulations while theory very often deals with irreversible models, it is natural to try to establish more formally a correspondence rule between reversible and irreversible models of the same evolution problem.

A few conjectures are formulated that can be summarized in a general rule concerning a system described by two models, both fulfilling CH: one in which a parameter is a constant while in the other the parameter is replaced by a quantity designed to keep, say, dissipation rate constant at the average value occurring in the first system.

A basic question, “equivalence problem”, is whether, or on which conditions, the statistics of the fluctuations of classes of observables of the two models are the same. Examples of conjectured equivalence are provided.

An example is the incompressible Navier-Stokes fluid with UV cutoff parameter N on the harmonics of the velocity \mathbf{u} ; consider the classic Navier-Stokes (NS) equation with viscosity ν and the reversible Navier-Stokes (RNS) equation with viscosity replaced by a multiplier $\alpha(\mathbf{u})$ such that the enstrophy $En = \int (\partial \mathbf{u}(x))^2 dx$ is exactly constant.

If at fixed viscosity the average enstrophy is En_N , then the statistics of the observables depending only on finitely many Fourier’s harmonics (“large scale harmonics”), evaluated following the two equations, is the same in the limit $N \rightarrow \infty$, *i.e.* at *removal of the cut-off*. The conjecture has been tested in dimension 2 and even in dimension 3 and results are commented.

Other equivalence conjectures arise in mechanical systems exemplified also in problems on granular materials or for stochastic evolutions. And a proposal of employing the fluctuation theorem, to design a thermometer to measure absolute temperature of very small regions of a surface, is also discussed.

Chapter 6

Selected classic papers are partially translated with few comments.

- 1) *Heat theorem, action principle, EH.* The first Boltzmann's work on the second principle mechanical basis (the "Heat theorem"), [29].
- 2) *Collision analysis and equipartition.* By a combinatorial argument, in presence of hard core (or instantaneous) interactions, Maxwell's distribution is derived and the microcanonical "ensemble" is introduced, [43].
- 3) *Solution of a mechanical problem.* An attempt to give an example of an ergodic system. Comments on the relation, and conflict, with KAM theory, [47].
- 4,5) *Recurrence and periodicity:* Clausius version of the heat theorem, [34].
- 6,7) *Priority discussions Boltzmann-Clausius on heat theorem,* [35][36].
- 8) *On the ergodic hypothesis.* Collisions between molecules imply that the molecule atoms visit all points of the single molecule phase space; EH is not used. And microcanonical and canonical ensembles are introduced: for the *first time* the the microcanonical distribution uniqueness is questioned, [37].
- 9) *Canonical ensemble and ergodic hypothesis.* Solution for the thermal equilibrium for the molecules of a gas with a finite number of point masses "under an hypothesis". The hypothesis concerns the uniqueness of the stationary distribution, raised already in 8). And ergodicity appears again in the form that not only the atoms of a single molecule take all possible positions and velocities but also that the atoms of a "warm body" with which a molecule is in contact take all positions and velocities, [38].
- 10) *Heat theorem without dynamics.* It is shown how the hypothesis that, assuming that the equilibrium distribution of the entire system is the microcanonical one, then defining the heat dQ received by the body as the variation of the total average energy dE plus the work dW done by the system on the outside it follows that $\frac{dQ}{T}$ is an exact differential if T is proportional to the average kinetic energy. This frees (apparently) equilibrium statistical mechanics from EH and will be revisited in 1884 [39].
- 11) *Irreversibility: Loschmidt and "Boltzmann's sea".* "We want to prove the second theorem in mechanical terms, founding it on the nature of the interaction laws and without imposing any restriction on the initial conditions, knowledge of which is not supposed", [44].
- 12) *Discrete phase space, count of its points and entropy,* The relation between the theorems on the mechanical theory of heat and on the probability theory of equipartition and problem of determining the "ratios of the number of different states of which we want to compute the probabilities", [40].
- 13) *Monocyclic and orthodic systems. Ensembles:* "The most complete proof of the second main theorem is manifestly based on the remark that, for each given mechanical system, equations that are analogous to equations of the theory of heat hold", [41].
- 14) Maxwell 1866: "Indeed the properties of a body supposed to be a uniform plenum may be affirmed dogmatically, but cannot be explained mathematically", [33].

Chapter 7 (Appendices)

- A) A simple example of the mechanical interpretation of heat theorem
- B) Comments on Boltzmann's statement: "aperiodic motions as periodic with infinite period".
- C) The heat theorem without details on the dynamics: Comments on the first paper in which the theory of the canonical ensemble appears. The discreteness assumption about the microscopic states is for the first time not only made very explicit but it is used to obtain in a completely new way that the equilibrium distribution is equivalently a canonical or a microcanonical one.
- D) A further mechanical example realizing the heat theorem in the frame of Keplerian motion.
- E) Gauss' least constraint principle (as applied in thermostat models in recent literature).
- F) Non smoothness of stable/unstable manifolds: A qualitative argument to understand why, even in analytic Anosov systems they may be non smooth
- G) Example of construction of Markov partitions (in general 2 dimensional Anosov systems).
- H) Axiom C: definition.
- I) Lyapunov's pairing theory: Pairing theory in mechanical systems.
- J) Fluid equations (pairing and ergodicity). Apparent pairing and equivalence of exponents in corresponding reversible and irreversible flows.
- K) Fluctuation theorem and viscosity. Main question: is it meaningful to ask whether the fluctuation relation holds in irreversible evolutions ? Then discussion about pairing of Lyapunov exponents, FT, and equivalence RNS and NS.
- L) Reversibility and friction: Considers a regularization, which studies the regularized NS equations with cut-off $R^{\frac{d}{4}}$, together with the corresponding reversible equation. Model is inspired by the OK41 turbulence theory.
- M) Reciprocity and fluctuation theorem: it is shown that Onsager's reciprocity can be also obtained, and extended, in reversible systems verifying CH by applying the fluctuation patterns theorem.
- N) Large deviations in SRB states: illustrates how a proof of the theorem is reduced (assuming Perron-Frobenius' theorem extension of Ruelle) to a few bounds on quantities familiar in the theory of statistical mechanics and Markov processes.
- O) An exact formula: An immediate consequence of the fluctuation theorem.
- P) Transient FT: "transient fluctuation theorem". It is extremely general and does not depend on any chaoticity assumption. Just reversibility and time reversal symmetry and the evolution of an initial distribution which is invariant under time reversal. It says nothing about the SRB distribution (which is singular with respect to the Liouville distribution).