

Complexity of Jelly-No and Hanano games with various constraints^{*†}

Owen Crabtree, Sorbonne Université, CNRS, LIP6, F-75005 Paris, France
 Valia Mitsou, IRIF, Université Paris Cité, UMR 8243, Paris, France

January 21, 2025

Abstract

This work shows new results on the complexity of games Jelly-No and Hanano with various constraints on the size of the board and number of colours.

Hanano and Jelly-No are one-player, 2D side-view puzzle games with a dynamic board consisting of coloured, movable blocks disposed on platforms. These blocks can be moved by the player and are subject to gravity. Both games, created by Qrostar and available online, somehow vary in their gameplay, but the goal is always to move the coloured blocks in order to reach a specific configuration and make them interact with each other or with other elements of the game. In Jelly-No the goal is to merge all coloured blocks of a same colour, which also happens when they make contact. In Hanano the goal is to make all the coloured blocks bloom by making contact with flowers of the same colour.

Jelly-No was proven by Chao Yang to be NP-Complete under the restriction that all movable blocks are the same colour and NP-Hard for more colours. Hanano was proven by Michael C. Chavrimootoo to be PSPACE-Complete under the restriction that all movable blocks are the same colour. However, the question whether Jelly-No for more than one colours is also PSPACE-complete or if it too stays in NP was left open.

In this paper, we settle this question, proving that Jelly-No is PSPACE-Complete with an unbounded number of colours. We further show that, if we allow black jellies (that is, jellies that do not need to be merged), the game is PSPACE-complete even for one colour. We further show that one-colour Jelly-No and Hanano remain NP-Hard even if the width or the height of the board are small constants.

Keywords: Combinatorial games ; Complexity ; Hanano Puzzle ; Jelly-No Puzzle ; Motion planning ; NP-Hard ; PSPACE-Complete.

^{*}A preliminary version of this article was presented in IJCDG³ 2023.

[†]This research was supported by the ANR project P-GASE (ANR-21-CE48-0001-01)

1 Introduction

1.1 One-player puzzle games and computational complexity

Hanano and Jelly-No are both one-player, 2D side-view puzzle games with a dynamic board consisting of coloured, movable blocks that can be moved to the right or left by the player and are subject to gravity. These games somehow vary in their gameplay, but the goal is always to move the coloured blocks in order to reach a specific configuration and make them interact with each other or with other elements of the game. One-player puzzle games such as Hanano and Jelly-No can usually be linked to the following decision question: is a given level of this game solvable? If so, which succession of configurations can lead to solving the puzzle, i.e. which sequence of moves does the player need to do to reach a winning configuration?

We study these games either in the general case with no bound on the size of the board or the number of colours, or under some specific constraints. We consider the size of our input to be polynomial relatively to the dimensions of the board.

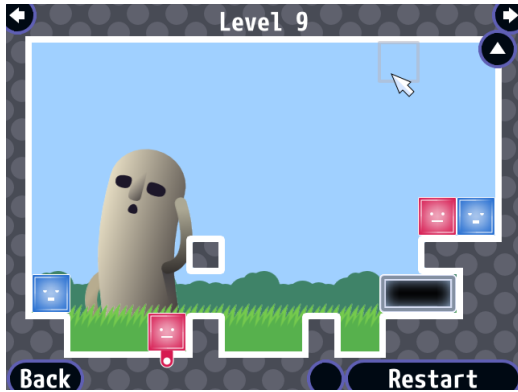
Given a level of such one-player puzzle games, the memory needed to describe a configuration and check that one configuration is a direct successor of another is polynomial relatively to the size of the board: therefore these games are in PSPACE (a rigorous proof of this fact for the game Jelly-No will be given later on). To study the complexity of such games, it is interesting to know whether there exists a polynomial bound on the minimum number of moves leading to a winning configuration. If such a bound exists, then the decision problem corresponding to the game is in NP: it might not be possible to provide a solution in polynomial time, but it is possible to check if a succession of moves is a solution to a given level, since this succession will always have a polynomial length.

However, in some one-player games, the number of possible configurations is exponential. This is usually the case when the moves are reversible. In this case, the computational complexity of a game can jump from NP to PSPACE: a level can be solved using a polynomial amount of space, but solutions might involve an exponential number of moves and therefore cannot even be checked in polynomial time.

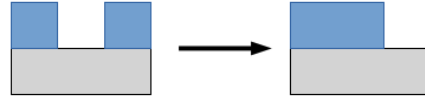
1.2 The Jelly-No and Hanano puzzles

Jelly-No (see Figure 1a) is a 2D side-view puzzle game with gravity represented by a grid of size $n \times m$, consisting of coloured, movable blocks of different size called jellies disposed on platforms. They are either attached to their platform, and therefore impossible to move, or movable to the left or right direction, one step at a time. In the second case, they are subject to gravity, which means that in the absence of support of a block or platform they fall until they reach one. When two blocks of the same colour come into contact, they merge into a block whose dimensions are the sum of those of the original blocks (see Figure 1b). Some levels of the game include black jellies which do not need to be merged together. Their difference from fixed platforms is that these blocks can move (following the rules for other coloured jellies).

The goal of the game is to merge all coloured blocks of similar colour into one single block. The detailed rules can be found in [Yang(2021)].



(a) A level of Jelly-No



(b) The merging mechanism in Jelly-No

Hanano (see Figure 2a) is a 2D side-view puzzle game with gravity represented by a grid of size $n \times m$, composed of coloured movable blocks of size 1×1 , coloured flowers which are represented by blocks of size 1×1 marked with a flower pattern, movable grey blocks of any size or shape and fixed, non-movable platforms. The coloured blocks and flowers can be red, blue or yellow. Flowers are all attached to a block or platform and can only move if the block they are attached to is moved.

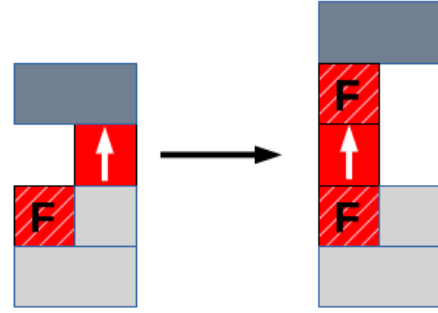
In this game, the player can either move a block to the right or left by one block, or horizontally swap two adjacent blocks of size 1×1 . Coloured blocks are marked with an arrow: if a coloured block touches a flower of the same colour, and if there is enough space to allow it, this block blooms and a new flower appears attached to that block in the direction of the arrow. Note that this new flower can push movable blocks around it in order to make enough space to bloom (see Figure 2b where flowers are marked with stripes and the letter "F", light grey rectangles represent fixed platforms and dark grey rectangles represent movable blocks), and if this new flower touches a movable block of similar colour, this second block can also bloom, creating a chain reaction.

All movable blocks are subject to gravity, which means that in the absence of support of a block, flower or platform they fall until they reach one.

The goal of the game is to make all the coloured blocks bloom. The detailed rules can be found in [Chavrimootoo(2025)].



(a) A level of Hanano



(b) The blooming mechanism in Hanano

Both games were developed by videogame creator Qrostar[Qrostar()] and are available online.

1.3 Problems studied and state of the art

Formally, in this work, we study the complexity of the two following problems under various constraints:

$$\text{JELLY} = \{ J \mid J \text{ is a solvable level of Jelly-No } \}$$

and

$$\text{HANANO} = \{ H \mid H \text{ is a solvable level of Hanano } \}.$$

Constraints can affect either the size (height or width) of the board or the number of colours. Restrictions on the size, unless very strong, do not necessarily lower the complexity classes of games: for example, the famous puzzle game Tetris was shown by Sualeh Asif, Michael Coulombe, Erik D. Demaine, Martin L. Demaine, Adam Hesterberg, Jayson Lynch and Mihir Singhal[Asif et al.(2020)Asif, Coulombe, Demaine, Demaine, Hesterberg, Lynch, and Singhal] to be NP-Hard even when restricting the size of the board to 8 columns or 4 rows, although it turns out to be polynomial for 2 columns or 1 row. When restricting JELLY to 1 colour, we assume that we cannot use black jellies unless stated otherwise.

JELLY was recently shown by Chao Yang[Yang(2021)] to be in NP and NP-hard under the restriction that all movable blocks are the same colour. Note that a playable version of the reduction presented in [Yang(2021)] has been implemented by Giorgio Ciotti[Yang and Ciotti()], allowing for a better understanding of the reduction. However, it was left as an open question whether the game becomes PSPACE-complete for more than one colours or whether it stays in NP. Evidence towards the fact that the game for more than one colours is more complex was already presented in [Yang(2021)] where the author shows that there exist levels that require an exponential number of steps to solve.

HANANO was shown by Ziwen Liu and Chao Yang [Liu and Yang(2019)] to be NP-Hard even under the restrictions that (1) all movable blocks and flowers are the same colour (2) there are no movable grey blocks and (3) blocks can only bloom upwards. It was then shown in a later work by Michael C. Chavrimootoo[Chavrimootoo(2025)] to be PSPACE-Complete

under the restrictions that (1) all movable blocks and flowers are the same colour and (2) blocks can only bloom upwards. An important result of this paper, which we will reuse in this work, was to circumvent the effects of gravity in HANANO making some moves irreversible.

1.4 Contributions

The rest of this work is organised as follows:

1. In Section 2, we show that JELLY is PSPACE-Hard if we allow to use an unbounded number of colours, and strengthen this result by adapting the reduction so that we only need one single colour and the use of black jellies, providing new results on an open question raised by Chao Yang in [Yang(2021)]. We then show that JELLY is in PSPACE in the general case, resulting in PSPACE-Completeness.
2. In Section 3, we study JELLY with constraints on one dimension of the board and the number of colours. We show, by reduction from the 3-PARTITION problem, that the followings are NP-Complete: 1-Colour JELLY where the height of the board is limited to 10 lines, 2-Colour JELLY where the height is limited to 4 lines and 1-Colour JELLY where the width of the board is limited to 5 columns.
3. In Section 4, we we study HANANO with similar constraints. We show that 1-Colour HANANO is still NP-Hard when the length of the board is limited to 6 columns or when the height is limited to 11 lines.

2 JELLY with black jellies and no bound on the size of the board

We study the complexity of JELLY with no bound on the size of the board. Our main result is that allowing black jellies in 1-Colour JELLY renders the game PSPACE-Complete.

We prove first that it is PSPACE-Complete with an unbounded number of colours, then with the restriction that jellies can either be of the same colour or be black jellies.

2.1 Previous works

To prove PSPACE-Hardness in both cases, we construct a reduction from a variation of the Nondeterministic Constraint Logic (NCL) problem, a graph problem presented and studied by Robert A. Hearn and Erik D. Demaine[Hearn and Demaine(2005)]. This problem was used by Michael C. Chavrimootoo to study HANANO in [Chavrimootoo(2025)] and is very useful to prove PSPACE-hardness of games of sliding or pushing blocks.

Our reduction borrows many ideas from the work of Michael C. Chavrimootoo[Chavrimootoo(2025)], notably the use of visibility representations and the idea of representing vertices as vertex gadgets to be solved and flows as blocks (in our case jellies) travelling between the vertex

gadgets through horizontal tunnels. Note that our work mostly uses ideas from a preliminary version of this paper, dated from 2022 which is in Arxiv[Chavrimootoo(2023b)]. The published versions from 2023 [Chavrimootoo(2023a)] and 2025 [Chavrimootoo(2025)] greatly reduce the number of gadgets to build in the case of HANANO (it is an open question whether we can reduce the number of gadgets used in the case of JELLY).

A major difference between the two games is that in HANANO, the blooming mechanism allows to push a block upward by creating a new flower block. In JELLY (at least for the simplest version of the game that we consider in this work), there is no way for a jelly to go upward and no new block of jelly can be created. Besides, in JELLY, solving a level of the game requires to reunite all blocks of some similar type to one same place, which is not the case in HANANO. All these differences required to adapt the ideas presented in [Chavrimootoo(2025)] in order to build suitable gadgets.

2.2 JELLY with an unbounded number of colours

The fact that JELLY is in PSPACE can be proven by using standard arguments. The proof can be found in Section 2.4 (Theorem 2.3). In this paragraph and the next one, we shall focus our efforts in proving that the game is in fact PSPACE-Hard.

First, we study the complexity of JELLY with an unbounded number of different colours for the jellies. We prove the following result:

Theorem 2.1. *JELLY with an unbounded number of colours is PSPACE-Hard.*

2.2.1 NCL graph and visibility representation

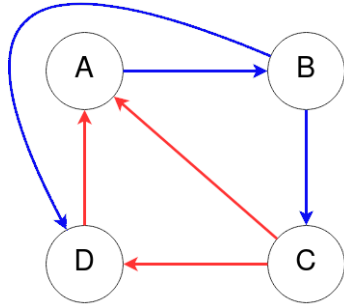
An NCL graph $G = (E, V)$ is a directed graph that meets the following constraints:

1. Edges are of weight either one (red edges) or two (blue edges).
2. For every vertex, the incoming flow is at least two (we call this constraint the minimum inflow requirement).

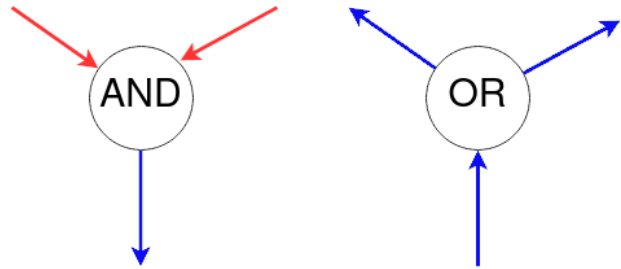
Given such graph G , given an edge $e \in E$, the problem is deciding whether there exists a sequence of edge direction flips such that the direction of e can be flipped and the resulting graph is still NCL. Another way to view this problem, which is the one used in [Hearn and Demaine(2005)], is to consider the graph as undirected and each assignment of directions as a configuration: moving from one configuration to another means flipping the direction of an edge such that the resulting configuration still meets the incoming flow requirement constraint. The problem would then be to find a sequence of configurations that result in e being flipped. This problem happens to be PSPACE-complete even with the following additional constraints[Hearn and Demaine(2005)] (see Figure 3a):

3. All vertices have exactly three incident edges.

4. Vertices follow two possible patterns: AND (two incident red edges and one incident blue edge) or OR (all three incident edges are blue) (see Figure 3b).
5. The graph is simple (without loops or multiple edges) and planar (it can be drawn in two dimensions without any of its edges intersecting).



(a) Example of a graph respecting our constraints



(b) OR and AND patterns

In order to reduce the NCL problem to JELLY, all we need to do is construct gadgets to emulate AND and OR vertices as well as a mechanism for flipping edges and ensure that all the constraints are respected. However, due to gravity, some moves in JELLY are irreversible, which is not the case in the NCL problem. The problem of circumventing the effects of gravity in HANANO was treated very efficiently in [Chavrimootoo(2025)] by using the notion of visibility representation: a graph representation for planar graphs studied notably by Roberto Tamassia and Ioannis G.Tollis, who presented definitions as well as linear-time algorithms for constructing such representations[Tamassia and Tollis(1986)]. The idea used in [Chavrimootoo(2025)], which we will reuse here, was to work not from the graph G but from its visibility representation.

Given a planar graph $G = (E, V)$, a visibility representation is a 2D representation of G that maps vertices to vertical segments and edges to horizontal ones (possibly arrows if G is directed) such that if two vertices are linked by an edge then the corresponding vertical segments are also linked by a horizontal segment and apart from this situation, segments do not intersect each other.

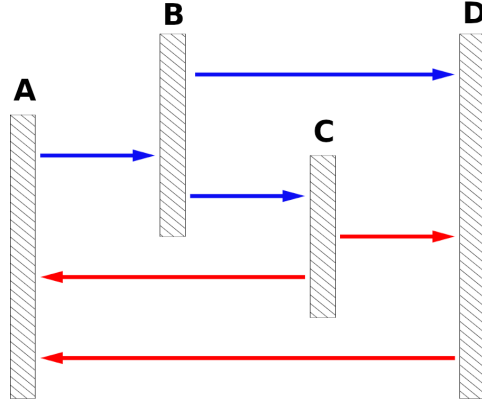


Figure 4: Visibility representation corresponding to graph 3a, with vertices represented by rectangles instead of vertical segments for a better visibility.

For the sake of our reduction, we also assume that two horizontal segments do not share y coordinates. We can note that in [Tamassia and Tollis(1986)] the vertices were represented by horizontal segments and the edges by vertical ones, but the definition used in our work, which is also the one used in [Chavrimootoo(2025)], is equivalent and more adapted to the purpose of our reduction.

Given the visibility representation for G , each vertex can be symbolised by the edges to which it is connected and their position relatively to the other incident edges: left or right and top, middle or bottom, using B or R for segments representing respectively blue or red edges and \cdot to indicate that a position is not occupied by an edge. For example, in Figure 4, vertex A can be represented by $(\cdot, \cdot, \cdot | B, R, R)$, meaning it has no incident edge on its left side, a blue edge at the top of its right side and red edges at the middle and bottom of its right side; vertex B can be represented by $(\cdot, B, \cdot | B, \cdot, B)$, vertex C by $(B, \cdot, R | \cdot, R, \cdot)$ and vertex D by $(B, R, R | \cdot, \cdot, \cdot)$. This notation, similar to the one used in [Chavrimootoo(2025)], allows us to list all the possible configurations for vertices in a visibility representation.

With these tools and notations in mind, we can now build our reduction.

2.2.2 Reduction from NCL to JELLY

Let us first present a global idea of the reduction through an example, before detailing the construction.

Starting from a given NCL graph (see Figure 3a), we first compute the corresponding visibility representation:

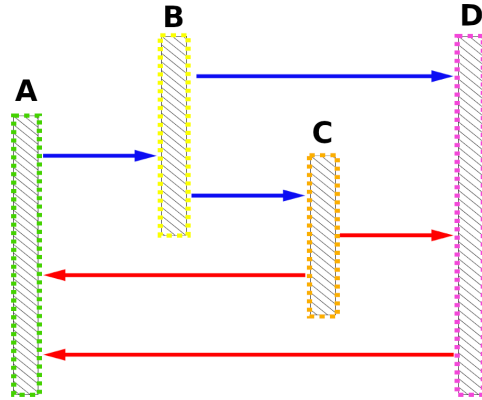


Figure 5: Visibility representation where each vertex is represented by a distinct colour

Each vertex will be represented by an appropriate gadget, and each edge $e_i = (u_i, v_i) \in E$ by a horizontal tunnel linking the two vertex gadgets for u_i and v_i . The flows will be represented by horizontal jellies travelling through these tunnels. If the jelly representing some edge e is in vertex gadget u , it corresponds to e being oriented toward u in the graph.

Let $e = (A, B)$ be the edge which we want to flip to (B, A) . This representation gives us the following level (Figure 6), where a fixed, extra jelly with the same colour as the one corresponding to e is added at the bottom of the gadget corresponding to A to enforce the condition that e must be flipped. The jelly for e and the required extra jelly are circled in blue and each vertex gadget has the colour corresponding to the one in Figure 5:

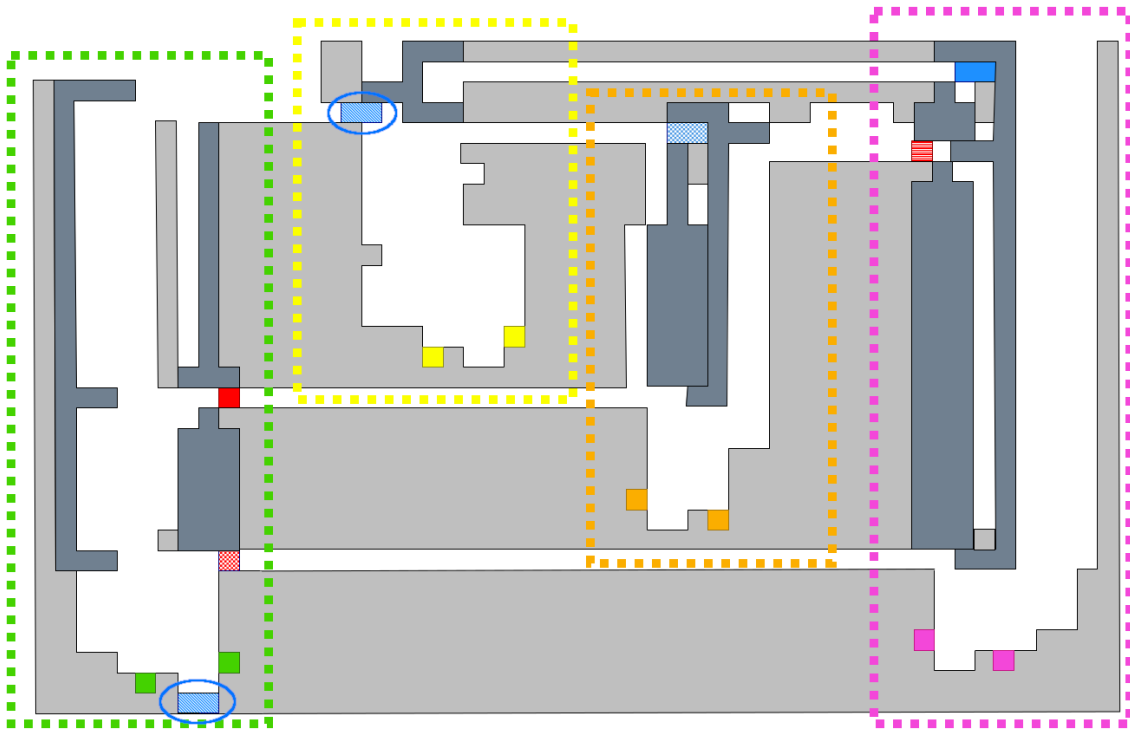


Figure 6: Corresponding reduction

Let us now detail the proof of Theorem 2.1.

Proof. We consider the following problem:

INSTANCE: Let $G = (E, V)$ be a simple planar NCL graph such that all vertices have exactly three incident edges and follow either an OR or AND pattern. Let $e = (u, v) \in E$. Is there a succession of edge flips such that e can be flipped and the resulting graph is still NCL?

To reduce our problem to JELLY, we begin by computing the visibility representation corresponding to G , which can be done in linear time[Tamassia and Tollis(1986)]. In the rest of the paragraph, we will name by "vertices" and "edges" the corresponding vertical shapes and horizontal segments in the representation.

Since our version of JELLY has an unbounded number of colours, we can assign one colour to each vertex and one colour to each edge of our original graph. Let $n_i, b_i^1, b_i^2, b_i^3, i \in [1, |V|]$ and $m_j, j \in [1, |E|]$ be the different colours used in our reduction.

Due to the structure used, instead of only having to build gadgets for AND and OR patterns, we now need to build vertex gadgets corresponding to each possible configuration of adjacent edges in the visibility representation. Keeping in mind the assumption that no edge shares a y coordinate, i.e. there can only be one incident edge at each vertical position (top, middle, bottom), in an OR pattern since all incident edges are blue there are only two possibilities for each vertical position (the incident blue edge is on the right or left), i.e. $2^3 = 8$ total configurations. In an AND pattern there are six possibilities for the incident blue edge and then four for the two red edges, i.e. 24 total configurations. Due to symmetry, the number of gadgets to build can be reduced from 32 to 16.

Vertices will be represented by gadgets which we will call "vertex gadgets", according to the disposition of their adjacent edges in the visibility representation, as described in the rest of this paragraph. Those vertex gadgets are linked by tunnels of height 1, which correspond to the edges.

In tunnels corresponding to blue edges, we place a jelly of width 2 and height 1, which we will call a "blue edge jelly" (or "blue jelly" for short), and similarly in tunnels corresponding to red edges, a "red (edge) jelly" of size 1×1 , such that each jelly corresponding to edge e_j has a unique colour m_j . Another option, equivalent to using distinct colours, is to use black jellies which cannot merge. These edge jellies can move from one incident vertex gadget to the other through their assigned tunnel, representing a change of direction of the corresponding edge.

For readability purposes we represent blue (resp. red) edge jellies in blue (resp. red) on the figures, but with variations of patterns to indicate that in the reduction, they should all either have distinct colours or be black jellies. Our constructions also use these black jellies, which we will represent in dark grey for readability purposes. Light grey blocks will represent fixed, unmovable walls and platforms. Note that these black jellies could also be represented using unique colours b_i^1, b_i^2, b_i^3 for each and therefore we do not strictly need to use this feature.

For each gadget, we must make sure that:

1. Edge jellies can only access the two vertex gadgets incident to their assigned tunnel, and no other jelly can travel through this tunnel.
2. At every step of the game, each gadget must contain at least one blue edge jelly or two red edge jellies; otherwise the puzzle becomes unsolvable.
3. As long as the part of the puzzle corresponding to some vertex gadget is not solved and the previous constraint is respected, moving the edge jellies in and out of the gadget must be reversible.
4. The height of the vertex gadgets, especially the vertical space between the tunnels, should easily be modified to fit the visibility representation, where vertices have different heights to make sure the tunnels do not cross.

All gadgets use a similar idea: we place the entries for all three tunnels at the corresponding position in the vertex gadget and the corresponding edge jelly in this tunnel.

At the bottom of the gadget, there are two jellies of the same colour n_i (specific to each vertex) separated by a gap of width 2 and height 1, which we will call "vertex jellies". One of these jellies, on the right, is fixed inside the wall so it cannot move. The other, on the left, can move. The only way for the jellies to merge is for the gap to be filled by using either one blue edge jelly or two red edge jellies. Various black jellies can either help or block them while ensuring that the constraints are respected at any given time.

Let us now consider the edge jelly corresponding to edge e chosen at the beginning of the game, which we want to flip from (u, v) to (v, u) . This corresponds in our reduction to forcing the edge jelly to be in the vertex gadget corresponding to u at the end of the game. To ensure this constraint, we add a jelly of the same colour in the ground of the gap at the bottom of the vertex gadget corresponding to u . Therefore, the level can only be completed if the edge jelly is in this gadget. This corresponds to fixing the direction of the edge.

We start by constructing the OR vertex gadgets, as visible in Figures 7 to 10, which also present indications on how to solve each of those gadgets.

In these constructions, the black jelly can always be supported by at least one of the blue edge jellies. However, if it were to fall without one of the blue jellies being at a right position to solve the puzzle (for example under it or between two of its "branches"), it would block access to either the gap or the fixed vertex jelly at the bottom and prevent the puzzle from being solved.

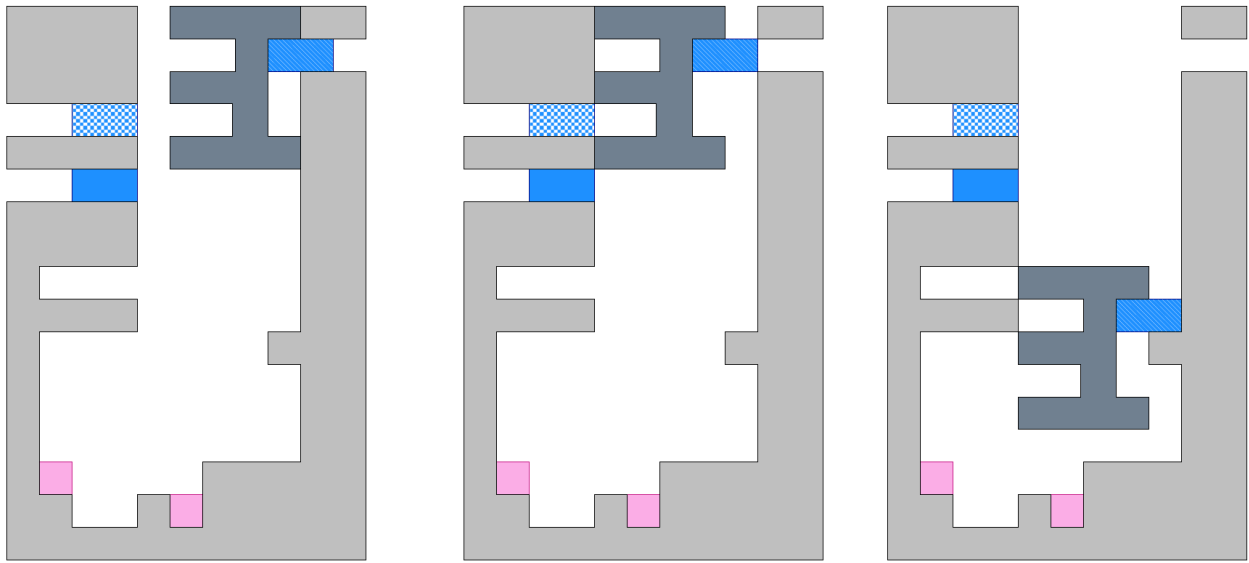


Figure 7: $(B, \cdot, \cdot \mid \cdot, B, B)$ OR gadget.

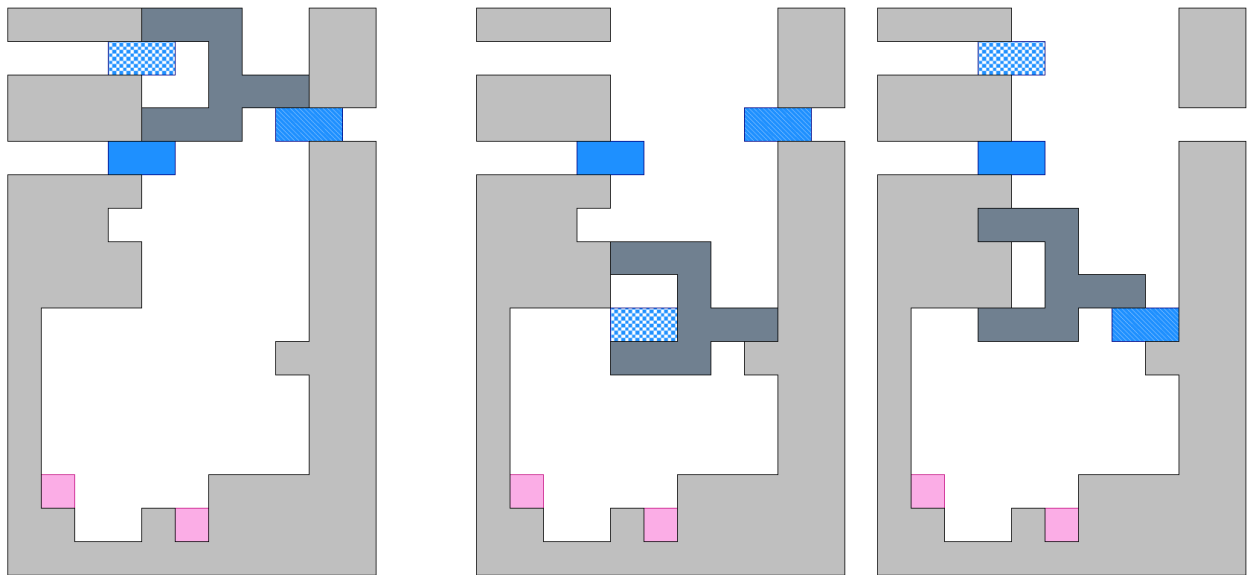


Figure 8: $(B, \cdot, B \mid \cdot, B, \cdot)$ OR gadget.

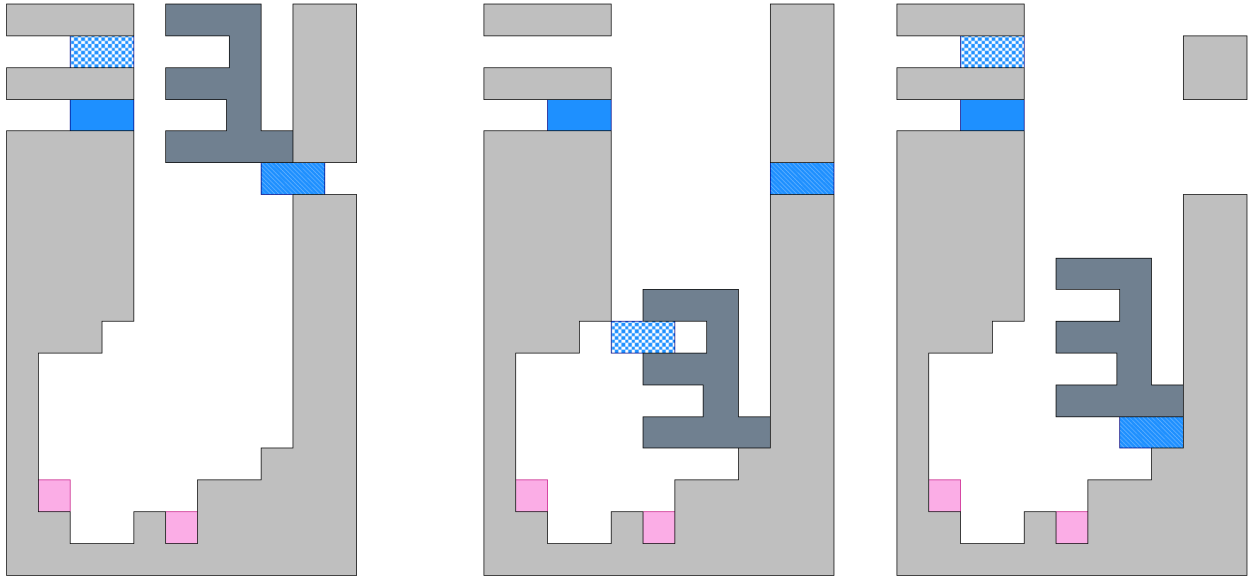


Figure 9: $(B, B, \cdot \mid \cdot, \cdot, B)$ OR gadget.

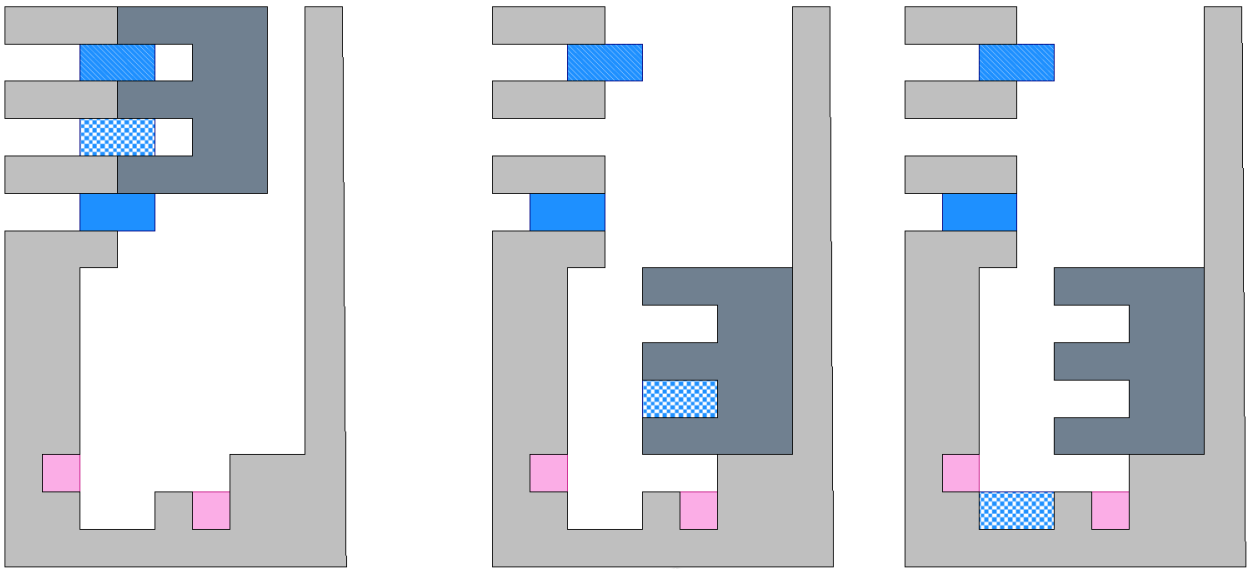


Figure 10: $(B, B, B, \mid \cdot, \cdot, \cdot)$ OR gadget.

The next step in the reduction is constructing the AND vertex gadgets and ensuring that at any given time, at least one blue or two red jellies must be present in the gadget for the level to be solvable. These gadgets use the same idea as the previous ones but are usually slightly more complicated, as they require two or even three black jellies and more complex shapes to ensure that the constraint is respected. In these gadgets, the gap at the bottom can either be filled by the blue jelly or by the two red jellies.

The AND configurations can be divided into three categories depending on the position of the blue edge: top, middle or bottom.

We start with the constructions where the blue edge is at the bottom, which use easier shapes for the black jellies: besides, the gadgets for configuration $(R, \cdot, \cdot \mid \cdot, R, B)$ can easily be adapted for the configuration $(\cdot, R, \cdot \mid R, \cdot, B)$ by switching the heights of the two black jellies, therefore we will only present three configurations instead of four.

When the two red jellies are on the same side of the vertex gadget, solving it with those can be achieved by pushing the black jellies in order to form a "chimney" leading to the bottom of the gadget, as visible in Figures 11 to 13.

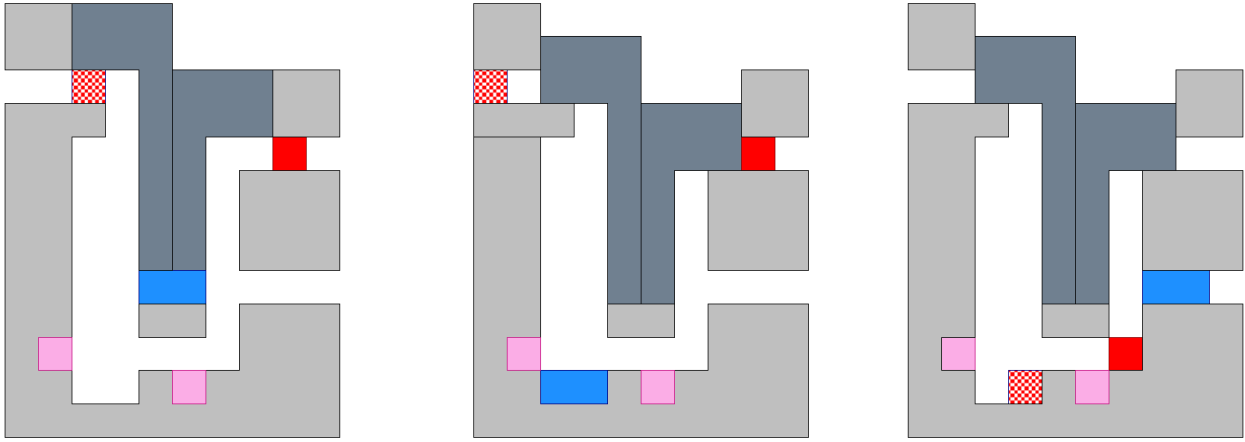


Figure 11: $(R, \cdot, \cdot \mid \cdot, R, B)$ AND gadget.

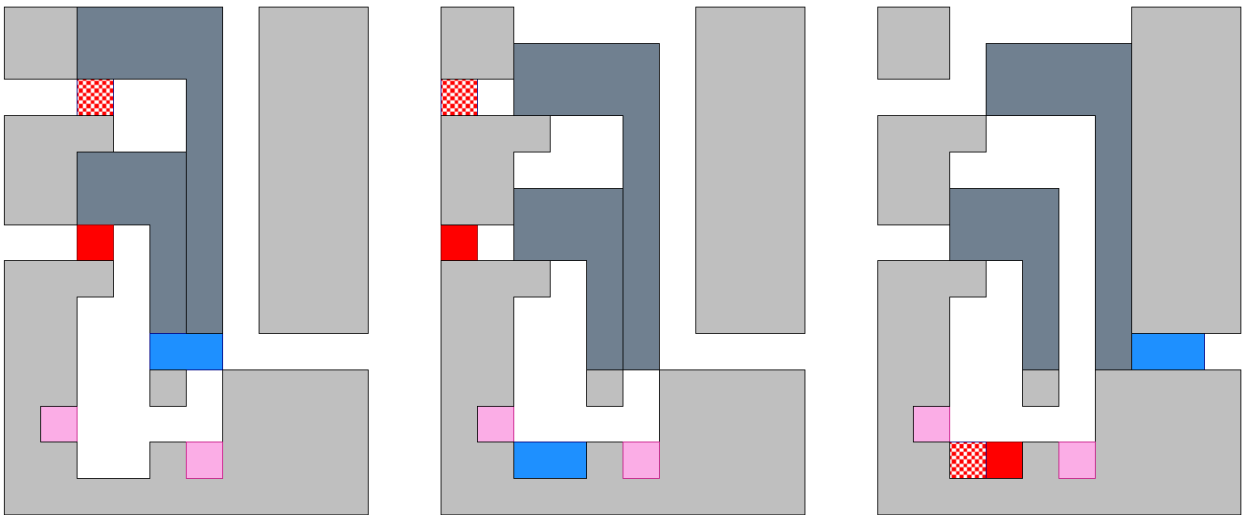


Figure 12: $(R, R \cdot \mid \cdot, \cdot, B)$ AND gadget.

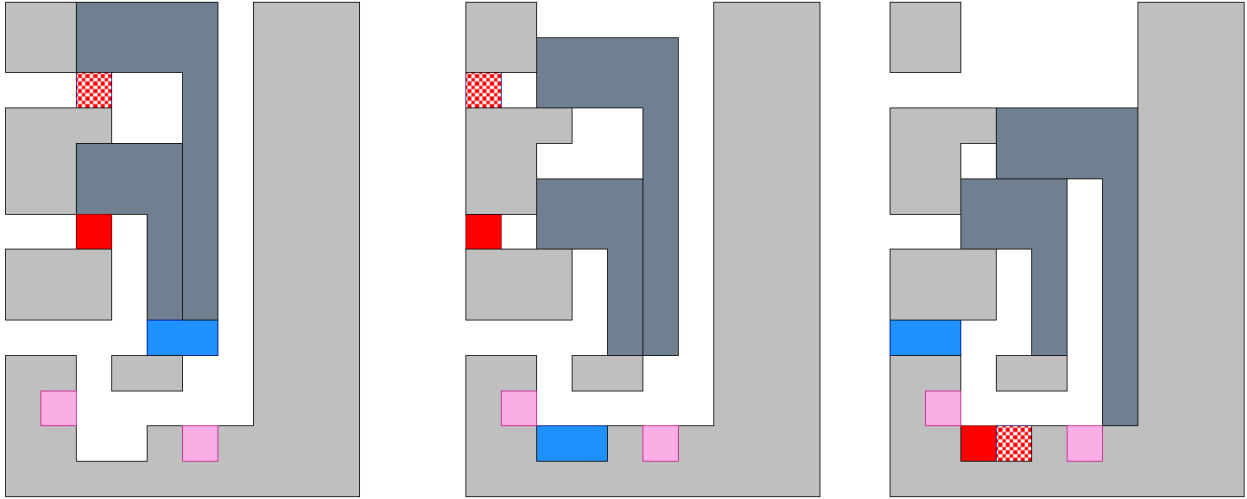


Figure 13: $(R, R, B \mid \cdot \mid \cdot, \cdot)$ AND gadget.

The constructions where the blue edge is in the middle are more complex and require three black jellies, but all use similar mechanisms and shapes.

In some of these constructions, we add an extra "tunnel" at the left of the vertex jelly to allow the blue edge jelly to find a way to the gap at the bottom. Besides, either at the bottom right or in this "tunnel" when it is present, an extra block of fixed platform allows to support this black jelly so that it can leave the gadget if needed and come back later as long as the two red jellies stay to support the other two black jellies (see Figures 14 to 17).

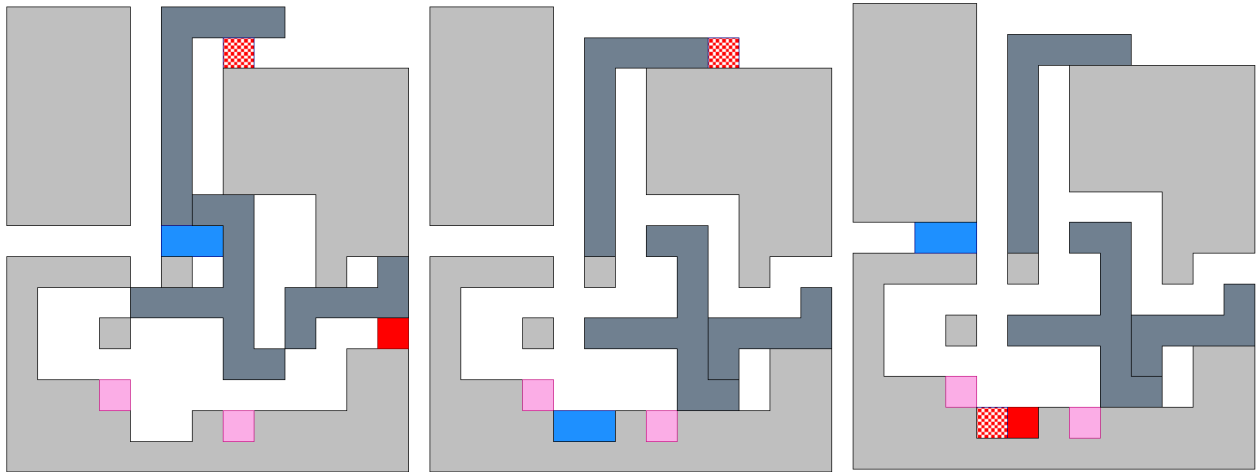


Figure 14: $(\cdot, B \cdot \mid R, \cdot, R)$ AND gadget.

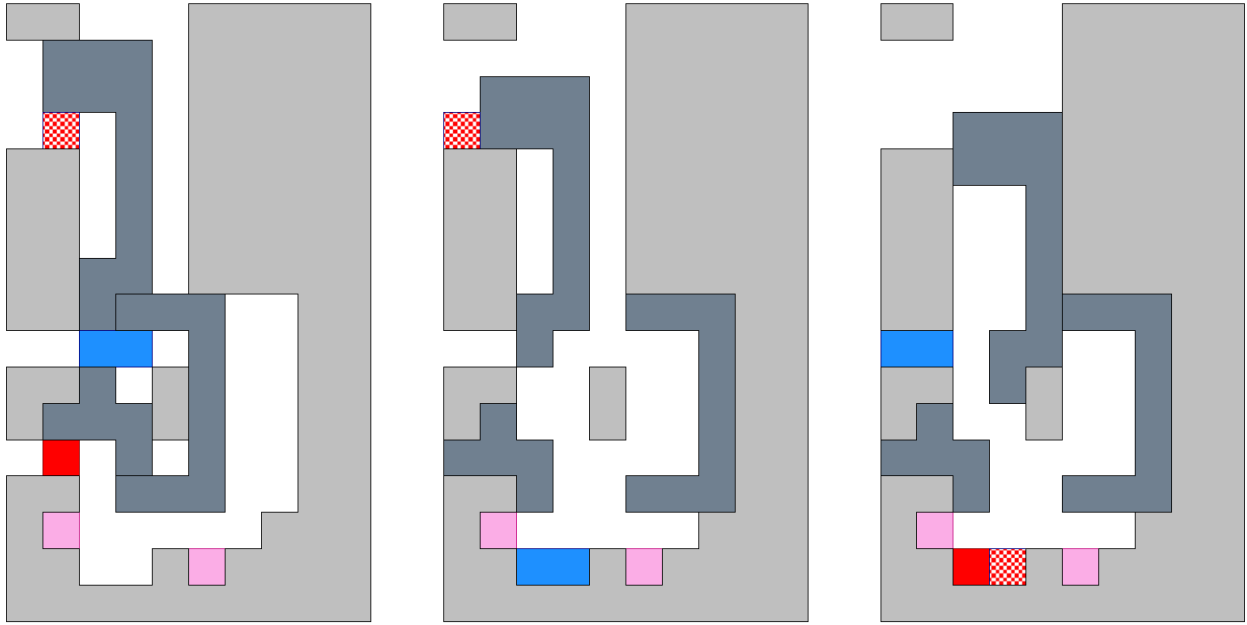


Figure 17: $(R, B, R \mid \cdot, \cdot, \cdot)$ AND gadget.

Finally, the gadgets for the AND configurations where the blue edge is at the top use either two or three black jellies.

Once again, the construction allows the blue jelly to leave the vertex gadget as long as the two red jellies are present to support the black jellies and vice versa. (See Figures 18 to 21).

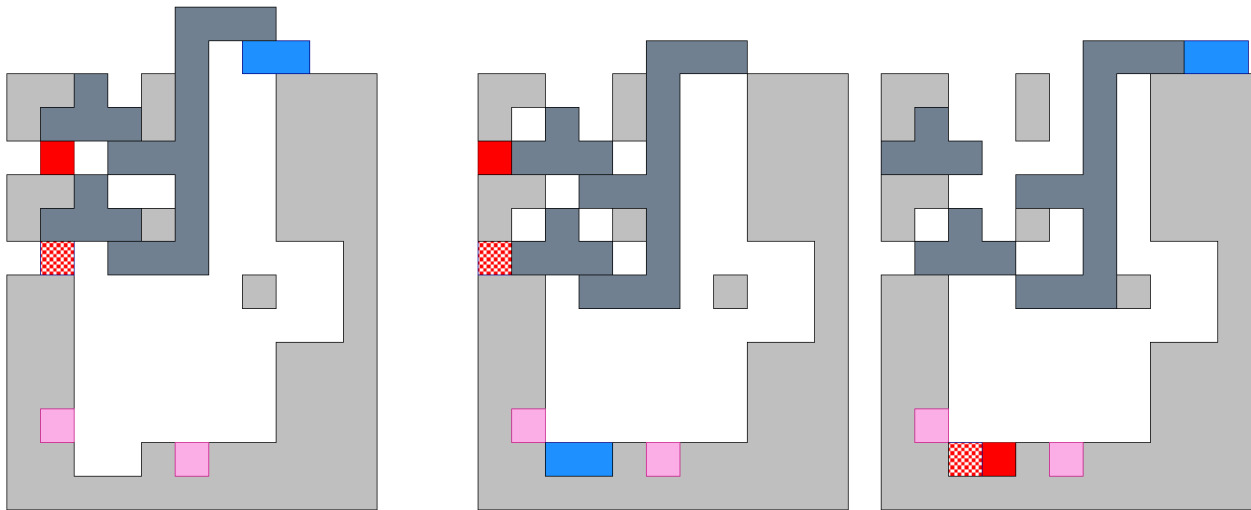


Figure 18: $(\cdot, R, R \mid B, \cdot, \cdot)$ AND gadget.

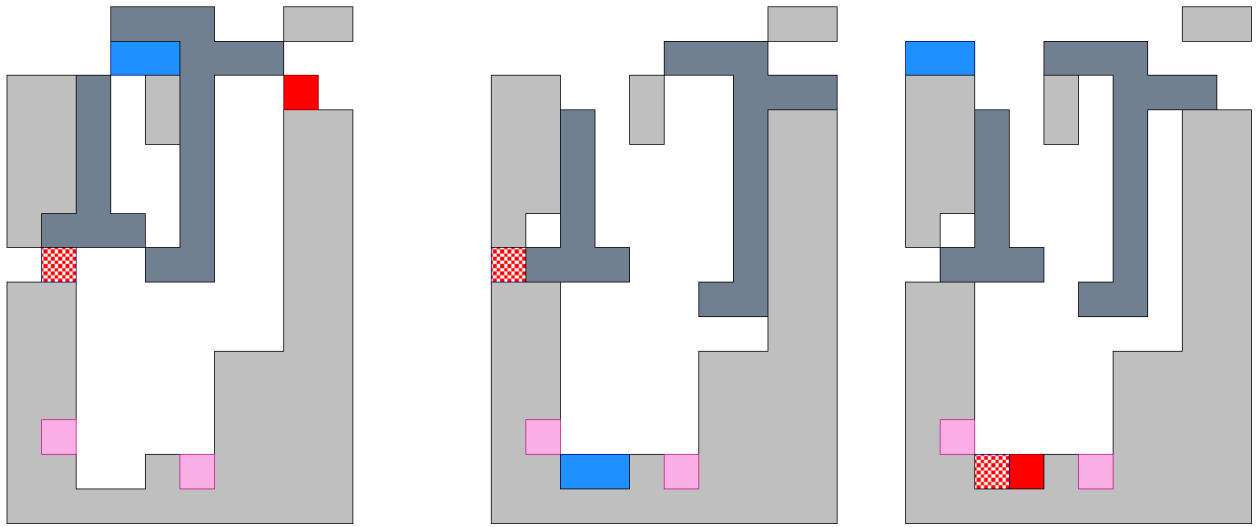


Figure 19: $(B, \cdot, R \mid \cdot, R, \cdot)$ AND gadget.

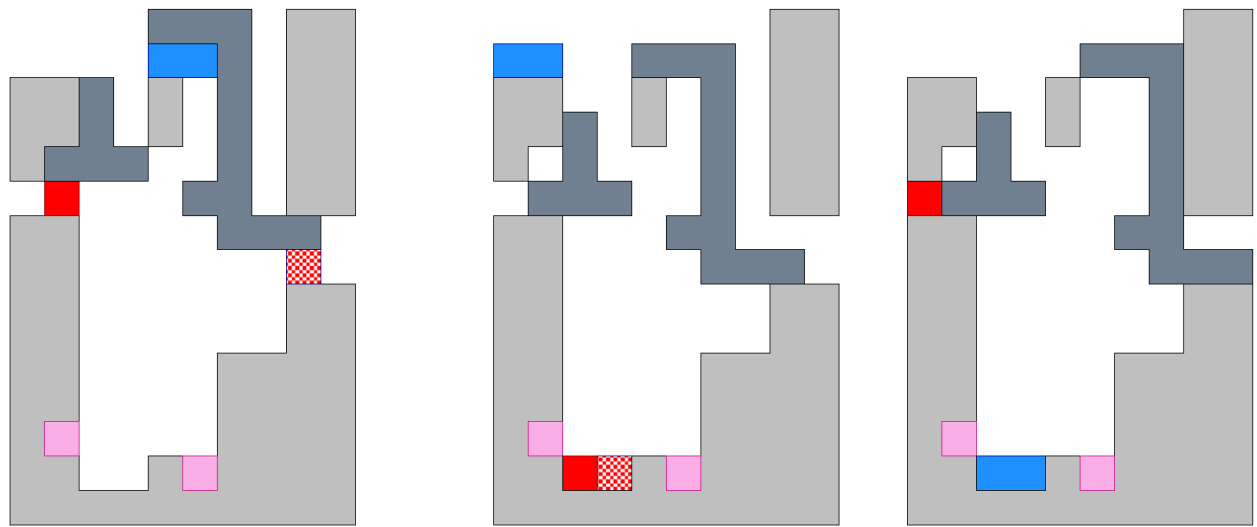


Figure 20: $(B, R, \cdot \mid \cdot, \cdot, R)$ AND gadget.

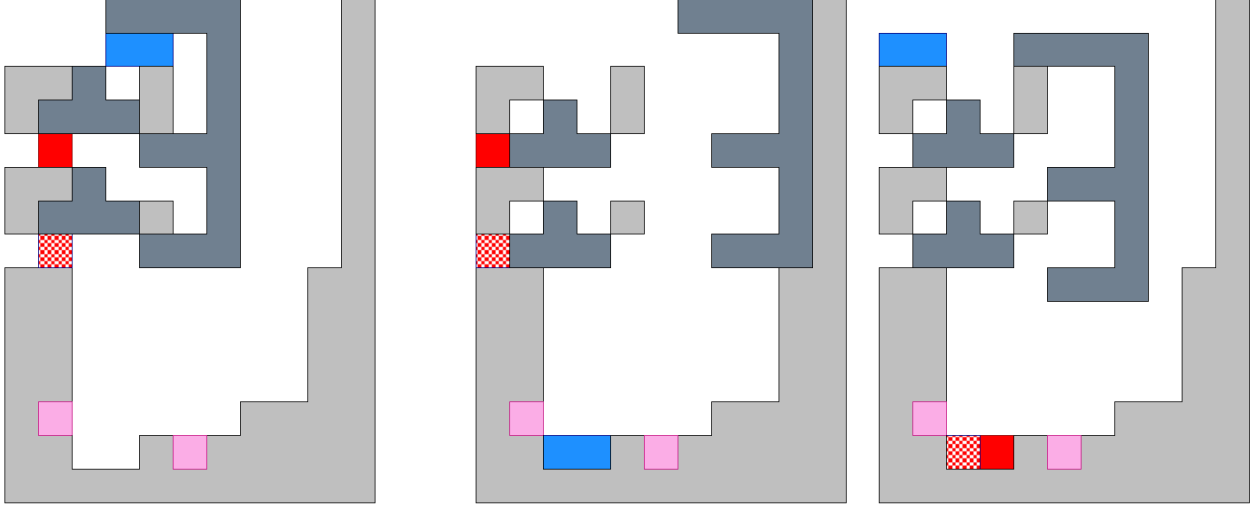


Figure 21: $(B, R, R \mid \cdot, \cdot, \cdot)$ AND gadget.

Due to gravity and the positions of the black jellies, no jelly can move into a tunnel it was not assigned to (i.e. a blue jelly in a red tunnel or the other way round, or two jellies in the same tunnel).

Besides, we can easily check that the other constraints are respected for all the gadgets by checking that both resolutions are possible (one blue jelly or two red jellies) and that if the constraints are not respected, the gadget cannot be solved, either because the tunnels allowing the edge jellies to enter the vertex gadget get blocked by the black jellies or because these jellies fall at the bottom of the gadget and prevent the two vertex jellies from merging.

It is easy to see that if our instance of restricted NCL has a solution, i.e. if given an edge $e \in E$ there exists a succession of edge flips such that the direction of e can be flipped and the resulting graph still meets the constraints, then the level of JELLY resulting from our reduction also has a solution: for each edge flip (v_1, u_1) to (u_1, v_1) in the solution, the corresponding edge jelly, initially in the vertex gadget corresponding to u_1 , can be moved to the one corresponding to v_1 . If at every step of this succession of flips the minimum inflow requirement is still met in the graph, then the construction of each gadget will stay in place for the duration of the game: eventually, each vertex gadget can be solved by filling the gap with either one blue or two red edge jellies and the edge jelly corresponding to e can be merged with the corresponding jelly present in the vertex gadget for u .

Now, we must ensure that if the level of JELLY constructed by our reduction is solvable, then the corresponding instance of NCL has a solution.

Due to the construction of the gadgets, the only way for the game to be solved is if (1) the gap in every gadget is filled by either one blue jelly or two red jellies and (2) the jelly corresponding to e can be merged with the jelly in the gadget corresponding to u .

This corresponds exactly to (1) meeting the minimum inflow requirement constraint in every vertex gadget and at every step of the game (if there exists a move and a vertex gadget

for which the requirement is violated then the construction in this gadget falls apart and the black jellies fall down, thus the edge jellies cannot reach the gap and allow vertex jellies to merge, making the level impossible to finish) and (2) flipping the direction of edge e , which was the goal to reach.

Therefore the original problem has a solution which can be determined by following the succession of moves leading to a winning configuration of the level.

This concludes our proof of Theorem 2.1. \square

Note that if we use black jellies for all the edges other than e , then we only need $|V| + 1$ colours for our reduction: one for each vertex of G and one for e . If we forbid the use of black jellies, then since vertex gadgets use three extra jellies at most, we need to add at most $3 \cdot |V|$ colours for those and one colour for each edge so we need at most $4 \cdot |V| + |E|$ colours for the entire reduction.

With some modifications in the gadgets, this result can actually be strengthened by reducing the number of colours for jellies other than the black jellies to only one.

2.3 JELLY with one colour and black jellies

In this section, we slightly modify the previous proof so as to prove the following result:

Theorem 2.2. *1-Colour JELLY is PSPACE-Hard when we allow the use of black jellies.*

This result highlights the key role of black jellies in the complexity of 1-Colour JELLY since, in contrast, this very game without black jellies is known to be in NP. [Yang(2021)].

Proof. We use the same reduction as for the proof of Theorem 2.1 (unbounded number of colours) but reduce the number of colours used to one: this colour c_1 will be given to the jelly corresponding to edge e and to all the jellies at the bottom of each vertex gadget. The other jellies, which represent the direction of the blue and red edges of G , are replaced with black jellies.

Let $e = (u, v)$ the edge of G for which we want to change the orientation, say from (u, v) to (v, u) : that is to say, we want the level to be solvable even when the jelly corresponding to the flow in e is in the vertex gadget representing u and cannot leave to go back to v .

We start by computing a visibility representation of G such that u is the leftmost vertex in the representation, which is possible for any edge [Tamassia and Tollis(1986)].

The goal is to add a solving zone at the bottom of the level and ensure all vertex jellies, as well as the jelly representing e , can access this solving zone and all merge into one jelly. This requires a few modifications in our gadgets: first in the vertex gadgets to ensure that the jellies can leave, then to make sure that they can cross a horizontal tunnel without being able to access other vertices. These modifications must not allow the jellies corresponding to the flows to leave their assigned gadgets and reach other parts of the level.

See Figures 22a and 22b. First, we add a gap of length 1 at the bottom of each vertex, leading to the solving zone at the bottom of the level. Then we modify the vertex jellies

and the edge jellies as follows: first we multiply the width of the edge jellies by two without changing their height; this certifies that these jellies will not fall in the newly created gap, which has only length 1, while using the tunnels. Second, we remove the vertex jelly which is fixed inside the walls and we replace the other vertex jelly by one of height 2 and width 1. Thus, this jelly can leave the vertex gadget once it arrives at the gap, but it cannot use the tunnels of height 1 which are meant to be used only by the edge jellies.

Last, there is an important change at the bottom of the vertex: the solving gap must now require two jellies of width 2 (now representing red edges) or one of width 4 (representing blue edges) to be completed. Simply modifying the width of the original solving gap would allow a single jelly of width 2 to be used as a moving platform across the gap, breaking the minimum inflow requirement. The new shape of the gap prevents this.

See Figure 23 for the mechanism to cross horizontal edges and bring the coloured jelly to the solving zone.

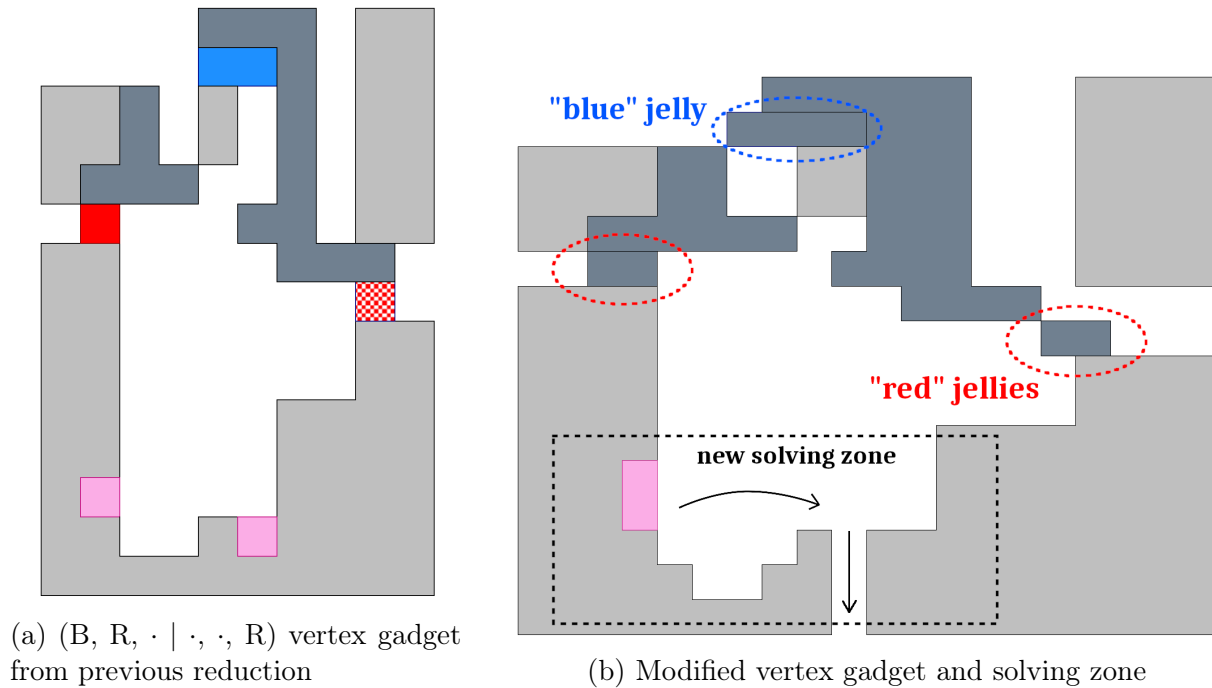


Figure 22: Example of modification from previous reduction

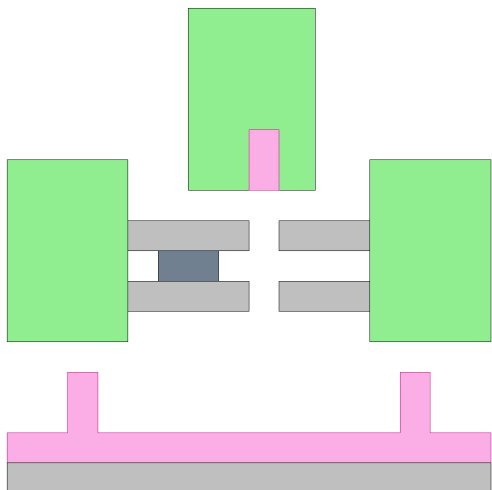
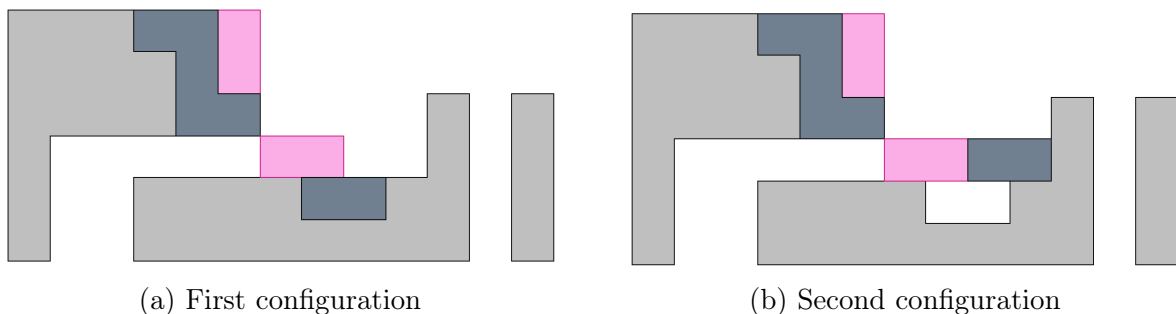


Figure 23: Mechanism for crossing horizontal edges

Now, for the original problem to have a solution, edge e must be flipped from (u, v) to (v, u) . This corresponds in our reduction to forcing the corresponding edge jelly into the vertex gadget corresponding to u . We modify the solving zone in target gadget u to add a tunnel of width 2 or 4 according to the value of the flow of e (red or blue) and leading the jelly to the global solving zone. This tunnel is of height 1, thus the vertex jelly cannot go through it, and since u is the leftmost part of the level there is no risk of crossing a tunnel or another vertex.

Figure 24 shows this modification as well as the different configurations for filling the gap when e corresponds to a red edge. Figure 25 illustrates the construction and solving mechanism when e corresponds to a blue edge.



(a) First configuration

(b) Second configuration

Figure 24: Modified solving zone where e corresponds to a red edge

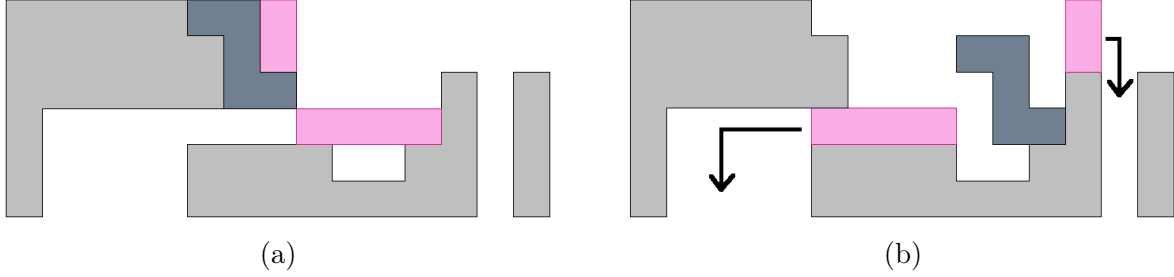


Figure 25: When e corresponds to a blue edge

Similarly to our previous proof, we can easily see that the level constructed by our new reduction has a solution if, and only if, the original NCL problem has a solution. This concludes our proof of Theorem 2.2. \square

2.4 General JELLY is in PSPACE

In this section, and for the sake of completeness, we prove that JELLY with an unbounded number of colours and black jellies is in PSPACE.

Theorem 2.3. *JELLY is in PSPACE.*

Proof. Let $M = (Q, \Sigma, \Gamma, \delta, q_0, q_f)$ be a non-deterministic Turing machine. Given input $\langle J \rangle$ of size n , M proceeds as follows: If $\langle J \rangle$ is not a level of JELLY, reject. Else, let J be the level of JELLY encoded by $\langle J \rangle$. We consider the configuration graph of M : we represent each possible configuration of M in a directed graph such that there is a directed edge from configuration u to v if and only if v is reachable from u in only one step. Such a graph is exponential in n .

Solving J is equivalent to finding a path in the configuration graph between the initial configuration of the level and an accepting configuration. This corresponds to the graph reachability problem, which is known to be in NL in relation to the size of the graph. Observe that there is no need to explicitly draw the whole configuration graph, we only need to examine it state by state.

Therefore JELLY is in NPSPACE and, by Savitch's theorem, since $\text{NPSPACE} = \text{PSPACE}$, $\text{JELLY} \in \text{PSPACE}$.

This concludes the proof of Theorem 2.3. \square

3 JELLY is NP-Hard even with one bounded board dimension

In this paragraph, we prove that JELLY remains NP-Hard even when we restrict one of the two dimensions of the board to be a small constant and even for jellies of one colours and no

platforms. Membership in NP was proven for 1-Colour JELLY (even in the case where both board dimensions are unbounded)[Yang(2021)].

The gravity in Jelly doesn't let us treat the case of bounded height and bounded length similarly: moves in the vertical direction are irreversible, whereas they are reversible in the horizontal direction.

All of our reductions are from 3-PARTITION, which is the following problem:

INSTANCE: Let $S = \{a_1, \dots, a_{3m}\}$ be a set of integers such that $\sum_{i=1, \dots, 3m} a_i = m * B$, with $\forall i, \frac{B}{4} < a_i < \frac{B}{2}$.

QUESTION: Can we divide S in m triplets $S_i = \{a_{i1}, a_{i2}, a_{i3}\}$ such that for all i , $a_{i1} + a_{i2} + a_{i3} = B$?

The basis of our reductions follows the original reduction in [Yang(2021)]: there are m horizontal or vertical gaps of length equal to the target B and jellies whose length or height corresponds to the items of the 3-PARTITION instance; we need to fill the gaps with triplets of jellies merged together (horizontally or vertically).

However, the key points in the reductions differ: in the case of bounded length and unbounded height, we can vertically stack all the jellies one on top of the other (each one on its own platform) and select the order in which we drop them. Besides, any jelly standing alone on a platform can be dropped either from the left side or from the right. This lets us form (vertically) any triplet we want and also take the newly-formed jelly to any depth we like.

In the case of bounded height however, where we stack jellies horizontally one next to the other, because of gravity, only the left-most jelly or the right-most one can fall (we can no longer select the order to drop the jellies and form the triplets). To overcome this difficulty, the original proof of [Yang(2021)] used an unbounded height that depended linearly on m (the number of gaps to be filled) and fixed platforms that lead to each gap. Thus, the next jelly in line could be directed in the correct gap following the correct vertical path of platforms. With a slightly cleverer arrangement of the platforms, one could manage to achieve the same thing in boards of height $\log m$. However, in order to achieve hardness for the case of constant height, this idea alone does not suffice.

Our proof in this case will be based on the following key observation: when a jelly comes across a gap which is at least as large, it can either fall in or merge with some other jelly and pass over the gap. This property will allow us to make the selection of the jellies to put in each gap (and thus in each triplet): we will use holes of increasing length and a number of "padding" jellies which, when merged together, will allow the newly-formed jelly to pass over some of the first smaller holes (the larger the jelly the further it can travel horizontally). The formation of triplets will thus be possible by merging the appropriate number of paddings to a jelly so that it can pass over all the first holes and arrive to the one that corresponds to the selection.

We additionally show that 2-Colour JELLY (or 1-Colour JELLY with the use of platforms) is NP-Hard for boards of a constant height of only just 4. In this case, we will use the property of jellies of different colour to move one on top of the other. However, let us note

here that, unlike 1-Colour JELLY, it is not known whether this problem is in NP.

In Section 3.1 we show that 1-Colour JELLY with bounded board height is NP-Hard. In Section 3.2, we extend this result to boards of height 4 by allowing 2 different colours (or 1 colour and a platform). Last, in Section 3.3 we show that 1-Colour JELLY with bounded board length is NP-Hard.

3.1 1-Colour JELLY is NP-Complete even with a restricted number of lines

We prove the following result:

Theorem 3.1. *JELLY is NP-Hard even with only one colour and ten lines.*

Proof. We will reduce 3-PARTITION to 1-Colour JELLY. Let us assume that all the blocks of jelly are pink. Static grey blocks of walls or platforms can either support those jellies or block them. They are not affected by gravity and cannot be moved by the player.

In order to reduce 3-PARTITION to our version of JELLY, we must find a way to represent the integers and the triplets to be formed, with the idea that solving the part of the puzzle corresponding to some triplet should be equivalent to constructing a triplet in the original instance.

For the construction below, we refer the reader to Figure 26. We represent integers a_i as horizontal jellies of height 1 and width a_i stored at the top right of the level on some continuous platform and order the triplets to be formed from 0 to $m - 1$. For each triplet $j > 0$, on the top left of the level, we add $3 \cdot j$ jellies of height 1 and width $2 \cdot B$. The idea of the reduction is that in order to access triplet j , we would need to use $3 \cdot j$ of these additional jellies merged to the original jellies of length a_i . To achieve this goal, we introduce holes ever-increasing in length: to access the triplet j we use a hole of length $2 \cdot j \cdot B + \frac{B}{2}$. Thus, a jelly of length $2 \cdot j \cdot B + a_i$ cannot access the holes $0, \dots, j - 1$ but will fall through the j^{th} hole.

Each triplet corresponds to two jellies stuck to the ground and separated by a horizontal gap. As with the lengths of the holes, these horizontal gaps will be linearly increasing in length, starting from width B and adding $6 \cdot B$ to each gap from right to left: for triplet number j , this gap will be $(6 \cdot j + 1) \cdot B$. This triplet is accessible by a platform of same size $(6 \cdot j + 1) \cdot B$, allowing to choose whether the played jelly should fall from the left or the right.

Since movable jellies falling to the ground will directly attach to the jellies which are fixed on the ground, we introduce a gadget to make sure that all three jellies that correspond to a single gap will fit inside. The left and right jellies stuck on the ground are covered by platforms able to support the largest movable jellies: the left one by a platform of width $2 \cdot j \cdot B + \frac{B}{2}$ and the right one by a platform of width $2 \cdot j \cdot B + \frac{B}{2} + 1$ to avoid falling jellies to merge immediately with it. The intention is that two jellies out of three should fall from the right, starting by the middle one and followed by the rightmost one. The only jelly falling

from the left side should be the last one used as it immediately merges and is therefore not allowed to move inside the gap.

The following Figure 26 illustrates the reduction on a simplified instance with only two triplets.

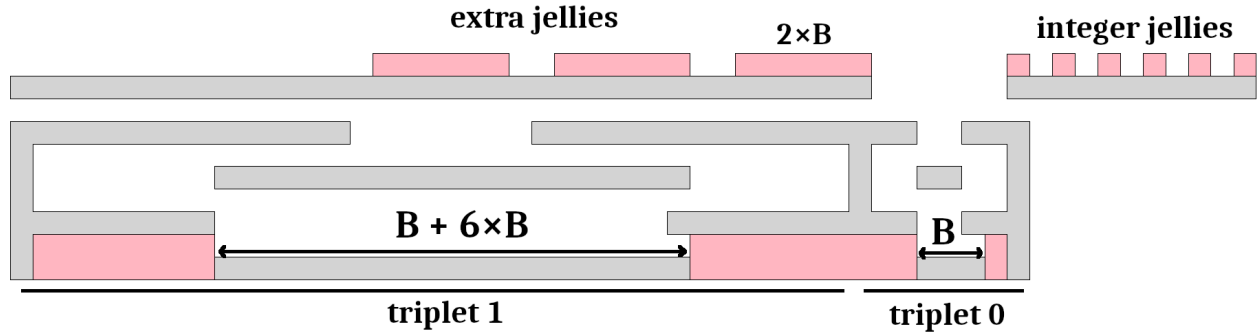


Figure 26: Example with $m = 2$ triplets and $B = 3$.

Here, the hole for triplet 0 is of width $\frac{B}{2}$ and the one for triplet 1 of width $2 \cdot B + \frac{B}{2}$ and the gap for triplet 0 is B whereas the one for triplet 1 is $6 \cdot B + B$. For a level with three triplets, triplet 2 would have a gap of length $B + 12 \cdot B$ with a hole of width $4 \cdot B + \frac{B}{2}$, and on the top left we would need to add six extra jellies of length $2 \cdot B$, two to allow each integer jelly to cross the hole of triplet 1.

To place a jelly corresponding to some integer a_i , the player chooses which triplet j it will be placed in and drops the corresponding extra jelly (except for triplet 0 whose width is exactly B), as visible on Figure 27. Then, the player horizontally merges the two jellies, allowing them to cross all the gaps between triplet 0 and triplet $j - 1$. The jelly falls in the gap j , as visible on Figure 28, and can be placed accordingly.

This mechanism will allow the player to choose where to play each integer jelly and to complete the level, as visible on Figure 29, where each triplet contains three jellies from the original integer set.

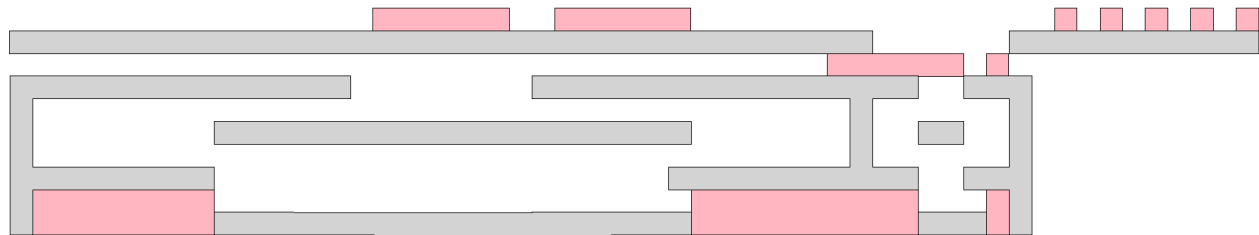


Figure 27: Choosing one extra jelly, corresponding to triplet 1.

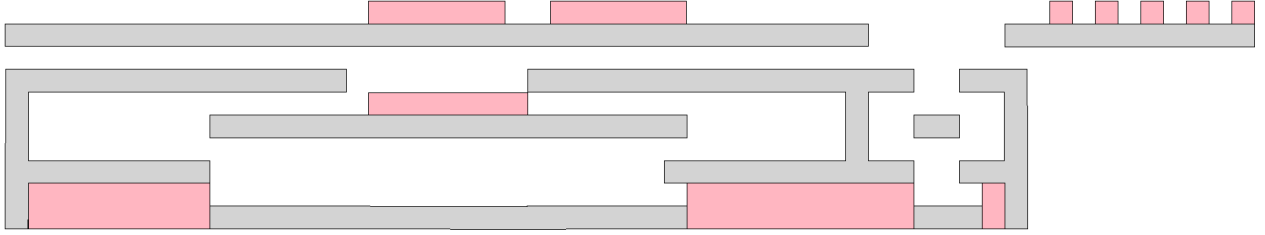


Figure 28: The new jelly can now pass the gap leading to triplet 0.

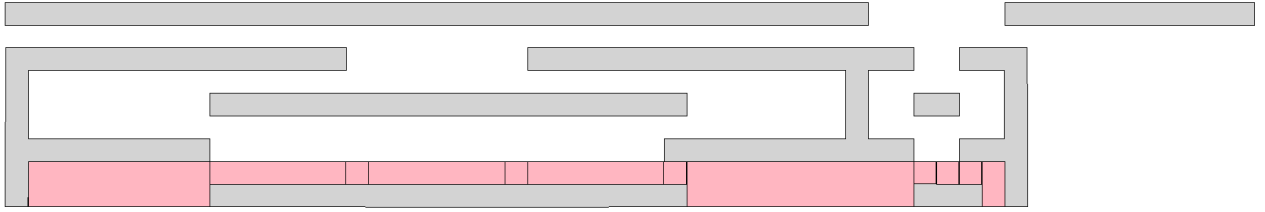


Figure 29: Final configuration, with each triplet gadget filled with exactly three integer jellies.

It is easy to see that given a correct instance of 3-PARTITION, the level constructed by our reduction is solvable, by filling each of the triplet gadgets as such: picking three jellies corresponding to the three integers of S_i , merging each one with the appropriate number of extra jellies to make them access the solving zone of the gadget and filling the gap.

Now we must ensure that if the level of JELLY constructed by our reduction is solvable, then the corresponding instance of 3-PARTITION has a solution.

Given any instance of 3-PARTITION, we know that in the corresponding level created by our reduction and for every integer jelly A_i , $\frac{B}{4} < width(A_i) < \frac{B}{2}$. Besides, the total width of the integer jellies is exactly $m \cdot B$. This implies that the only way to reach a total length of B is to sum the lengths of exactly 3 jellies.

Since the width of these extra jellies is an even multiple of B , the triplet gadgets cannot be filled with these alone. Using exactly three integer jellies is required to form the remaining width B . Now, the only way to solve the level is to connect all the pink jellies by filling each of the m gadgets with three jellies whose total width is exactly B and some extra jellies. These jellies must all be of height exactly 1: if a jelly of height bigger than 1 is constructed, this means that two of the movable jellies were merged vertically instead of horizontally and either the required width cannot be reached or another jelly needs to be used in the gadget, meaning that there will be a jelly missing somewhere else in the level. In total, the integer jellies are grouped in m triplets of equal sum B . This corresponds exactly to a solution of 3-PARTITION.

This concludes the proof of Theorem 3.1. □

Note that the reduction is quadratic: for each triplet, we must widen the gap by $6 \cdot B$ blocks and add the two spaces on each side of the gap. In total, the width of the level is $\mathcal{O}(B \cdot m^2)$. This remains a polynomial reduction, proving Theorem 3.1.

However, the question remains open for levels of height smaller than ten.

3.2 2-Colour JELLY is NP-Hard even with a restricted number of lines

In this section, we strengthen the previous result to only use four lines, by allowing the use of two colours. This also allows for a linear reduction, instead of quadratic for our previous result.

Let us now consider a variant of JELLY where jellies can be of two possible colours (or one colour and black jellies), and the height of the board is limited to four lines. We prove the following result:

Theorem 3.2. *JELLY is NP-Hard even with only two colours and four lines.*

Proof. Once again, we start from an instance of 3-PARTITION and our construction is very similar to the one in [Yang(2021)]. However, adding one colour allows to easily restrict the height of the board, whereas the original construction required a height of $O(\log(m))$ with a necessity to add horizontal platforms acting as an equivalent to our choice zone. Given two colours 1 and 2, say pink and blue, we start by representing the integers a_i as pink jellies of height 1 and of width a_i . We store those jellies on a continuous platform at the very left of the level. A triplet gadget is composed of two pink jellies of size 1×2 , stuck so that they cannot move and separated by a gap of width B , assuming B is strictly greater than 0 (otherwise the problem is trivial). The bottom part of the level is composed of m such gadgets. On top of those, a blue jelly of height 1 and width $B+1$ acts as a movable platform to allow the jellies representing the integers to fill the triplet gadgets. See Figure 30.

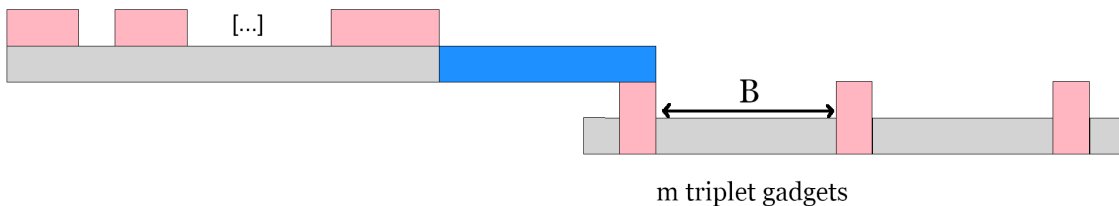


Figure 30: Adapted reduction for four lines and two colours

Once again, all the pink jellies can be merged if and only if the jellies at the top of the level represent integers for which 3-PARTITION has a solution. This concludes our proof of 3.2 and our work on JELLY with a bounded height. \square

3.3 1-Colour JELLY is NP-Hard even with a restricted number of columns

We now consider 1-Colour JELLY when the length of the board is constant. We prove that the game is still NP-Complete even when the length is 5; observe that the constant is much

smaller than the one required in Theorem 3.1. Furthermore the reduction is linear instead of quadratic. This highlights the asymmetry between horizontal and vertical restrictions mentioned in the introduction of Section 3,

We consider a variant of JELLY where all the movable blocks have the same colour and the length of the boards is restricted to five columns. Once again, membership in NP is known from [Yang(2021)]. To obtain NP-completeness, we show the following result:

Theorem 3.3. *JELLY is NP-Hard even with only one colour and five columns.*

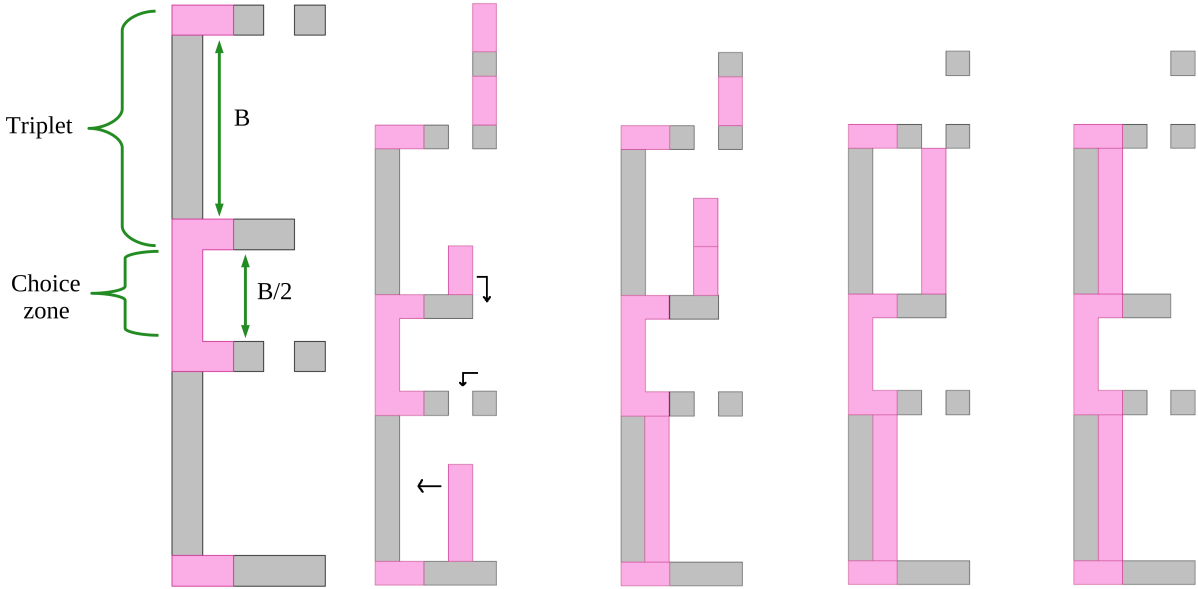
Proof. Once again, we prove that our problem is NP-Hard by reduction from the 3-PARTITION problem.

Let us assume that all the blocks of jelly are pink.

Each $a_i \in S$ will be represented by a jelly A_i of width 1 and height a_i . At the beginning of the game, these jellies are stored at the top right of the level, on top of each other separated by a platform of width 1. This way, the player can move the jellies A_i in any order, and the first move of a jelly is always to fall on the left.

We represent triplets by triplet gadgets of width 5 and height $B+2$ (see Figure 31a and Figure 31b). Two jellies of size 2×1 are separated vertically by a space of height B . They are blocked by grey walls to ensure that they cannot move and that they don't fall, and on the right of the bottom block, a platform allows the movable jellies to fall next to the space to be filled. To solve the puzzle, the player must fill this space with movable jellies in order to merge the two jellies into one. At the bottom right corner of the triplet, a hole leads to the triplet below, except for the one at the bottom of the board. Due to gravity and the disposition of the walls, the only way to connect the two jellies is to fill the space between them with a jelly of height exactly B .

Two triplets are linked by a choice zone of height $\frac{B}{2}$ (or the height of the tallest movable jelly available at the beginning). It is composed of a jelly of height $\frac{B}{2}$ and width 1 at the very left that connects the bottom jelly of the upper triplet with the top jelly of the lower triplet, and is not accessible to the player due to the hole at the top of the lower triplet.



(a) Two triplet gadgets linked by a choice zone (b) Main mechanisms to solve a level, with the jellies stored at the top right of the board at the beginning of the game

This choice zone allows to keep the width of the board to a constant of 5 columns while still making it possible for the player to move the current jelly any way needed. For an instance of size $3 * m$ we will need m triplets.

A key difference with the original construction from [Yang(2021)], which required a level of dimensions $O(B \cdot m) \cdot O(\log(m))$, is the way gravity affects the solving process. Since moving a block horizontally (to the right or left) on some continuous platform is reversible, the choice zone between two gadgets allows to restrict our level to a constant number of columns.

It is easy to see that solving the constructed level is possible if and only if the original instance has a solution.

This concludes our proof of Theorem 3.3. □

4 HANANO is NP-Hard even with one bounded board dimension

In this section we prove that 1-Colour HANANO remains NP-Hard even with one bounded board dimension (either length or height). For these problems though, let us note that, unlike 1-Colour JELLY, it is not known whether they are in NP. In Section 4.1, we prove that 1-Colour HANANO with bounded board height is NP-Hard. In Section 4.2 we adapt our proof of Section 3.3 to show that 1-Colour HANANO with bounded board length is NP-Hard.

4.1 1-Colour HANANO is NP-Hard even with a restricted number of lines

In this section we prove the following result:

Theorem 4.1. *HANANO is NP-Hard even with only one colour and eleven lines. Furthermore, only one coloured block and one flower block are needed.*

Proof. We consider the Numerical 3-Dimensional Matching, also called the ABC-PARTITION problem, an NP-Hard variant of 3-PARTITION [Hartmanis(1982)]. The problem is the following:

INSTANCE: Two integers m and B . Three disjoint multisets X, Y, Z of m integers each, such that for each integer a_i we have $\frac{B}{4} < a_i < \frac{B}{2}$.

QUESTION: Can we divide $(X \times Y \times Z)$ into m triplets of size B , such that each triplet contains exactly one element from each set?

Once again, we will represent triplets as gaps to be filled with the appropriate blocks in order to allow a red block to cross the gap and reach a flower. We must ensure not only that each triplet contains one, and only one integer from each set, but also that the sum of each triplet is strictly equal to B . This requires to force the integer blocks in certain positions to prevent them from sliding horizontally, which would allow the red block to cross a gap without completely filling it. To enforce these conditions, we form our reduction as follows.

A triplet gadget is a gap of length B and height 4, separating two tunnels leading to the previous (left) and next (right) triplets. The first triplet, on the left, contains a red block; the last one, on the right, contains a flower stuck to the ground which cannot move. At the very left and very right of each triplet gadget, there is a gap of height and length 1. In the middle of the gadget, there is an unmovable platform of size $(B - 2) \times 1$; on top of it there is a movable block of size 1×1 . See Figure 32 below.

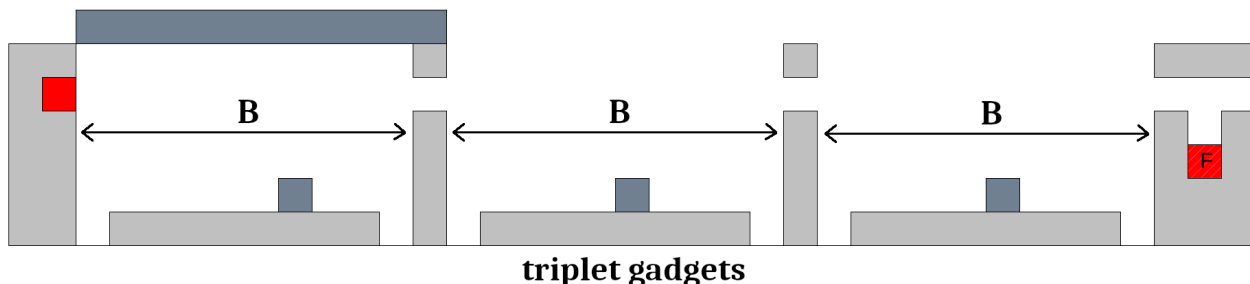


Figure 32: 3 triplet gadgets, with the movable platform to travel through them.

We represent the integers using movable blocks (represented in dark grey), of length equal to the integer they represent, and store them on a fixed platform at the very left of the level, with a movable platform allowing them to travel through the triplet gadgets. The shape of the integer blocks will vary depending on which set X, Y or Z the integers belong

to. For integers $x_i \in X$ and $z_i \in Z$, the corresponding blocks will be of height 4 and have the shape of a Γ and a horizontally reversed Γ respectively. These two blocks can fall at the left and right of each gadget to form parts of the bridge. The blocks corresponding to integers $y_i \in Y$ will have the same shape as the ones in X but will only be of height 2.

Clearly, if there exists a solution to the original instance of ABC-PARTITION, then the corresponding level can be completed according to this solution, by filling each gap with one block of each type: one block representing some $x_i \in X$ and one representing some $z_i \in Z$ at the left and right of the gadget, and using the extra block of size 1×1 to allow a block representing some $y_i \in Y$ to reach the right height to complete the bridge. See Figure 33.

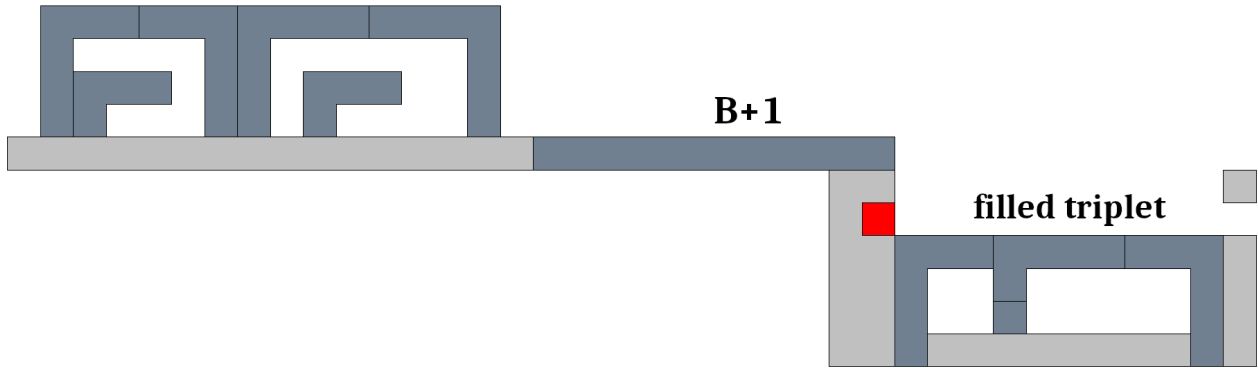
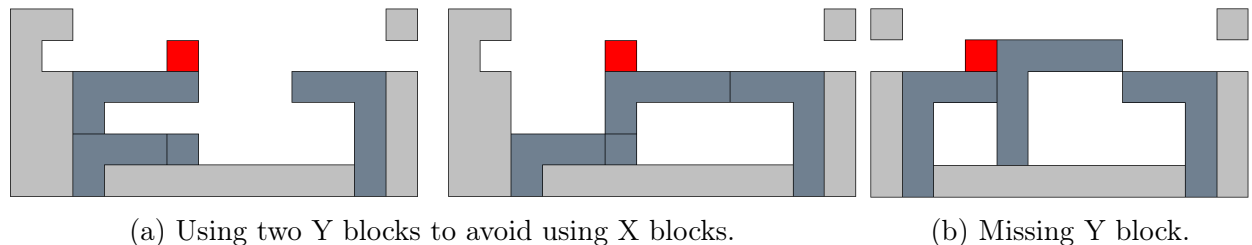


Figure 33: The left of the level, with the integer blocks, and a triplet gadget filled with one block of each shape (from left to right).

It remains to show that if the corresponding level can be completed, then there exists a solution to the original instance. This requires to prove two things: first that it is necessary to use one block of each type in each triplet gadget, and second that the total length of these blocks must be exactly B .

Let us suppose that a gadget can be filled without using one block of each type. A possibility would be to use two blocks of type Y on top of each other instead of a block of type X : then, it would be possible to use the second one as a movable platform, as visible on Figure 34a. However, since there are exactly m blocks of each type, doing so would require to fill some other triplet without using a block of type Y , which is impossible since each triplet can only have one block of type X (resp. Z): see Figure 34b where the Y block is replaced by some X block.



(a) Using two Y blocks to avoid using X blocks.

(b) Missing Y block.

Figure 34

Now, due to the constraint on the integers, reaching width B requires to use strictly 3 integer blocks. Due to the structure of the blocks, once a triplet is filled with one block of each type, none of these blocks can move even if their total width is strictly smaller than B : the blocks of type X and Z are fixed in the ground and once the block of type Y is on the extra 1×1 block, it cannot move without falling, which would prevent the red block from crossing the gap. Thus using one block of each type requires their total width to be exactly B .

Therefore solving our level is possible if, and only if, there exists a solution to the original instance.

Besides, once again, the reduction is linear.

This concludes our proof of Theorem 4.1. □

4.2 1-Colour HANANO is NP-Hard even with a restricted number of columns

In this section, we adapt our reduction of Section 3.3 to prove that 1-Colour HANANO is also NP-Hard with a bounded number of columns.

We consider a variant of HANANO where all the blocks and flowers are the same colour, the blocks can only bloom upward and the length of the board is restricted to six columns. We prove the following result:

Theorem 4.2. *HANANO is NP-Hard even with only one colour and six columns.*

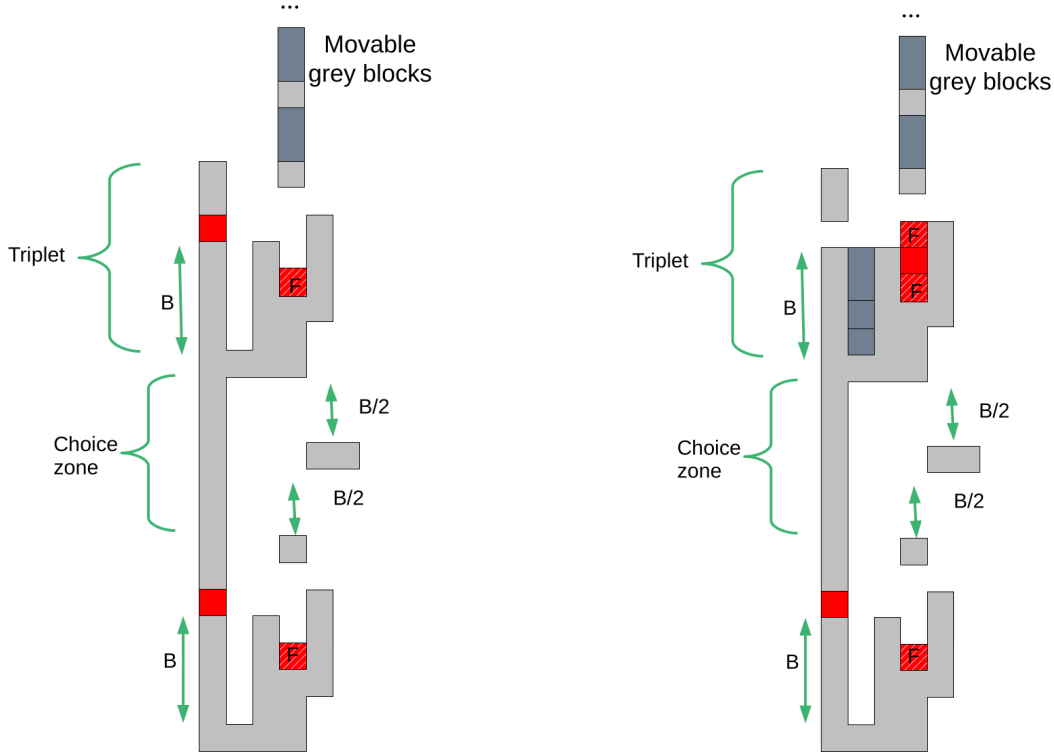
Proof. We show once again that our problem is NP-Hard by reduction from the 3-PARTITION problem, by adapting our reduction from Section 3.

We want to construct a level of HANANO such that the level is solvable if and only if the corresponding instance of 3-PARTITION is solvable.

Once again, we assume that all the flowers and blocks to be bloomed are red, walls or platforms, represented in light grey, are unmovable and dark grey blocks can be moved by the player, are affected by gravity and do not need to bloom in order for the level to be completed.

Each $a_i \in S$ will be represented by such a movable grey block A_i of width 1 and height a_i and these blocks are stored at the top right of the level, on top of each other. Again, we separate them by a platform of width 1 but this time this choice is just for readability purposes.

We adapt the triplet gadget and choice zone as to fit the rules of the Hanano game (see Figures 35a and 35b). Each gadget contains one red block on the very left of the level and one red flower separated by a gap of size $B \times 1$. Each triplet is separated by a choice zone that allows a given grey block to either go to the current gadget to fill the gap or continue to the ones below.



(a) Triplet gadget and choice zone for Hanano, (b) Completed triplet gadget, with the corresponding red block bloomed with the movable grey blocks A_i at the top

A level is once again composed of m triplet gadgets separated by choice zones, and grey blocks stocked at the top. In order for the block on the left to reach the corresponding flower and bloom, the gap needs to be filled with blocks of a total height of B .

At the beginning of the game, the only way for a red block to move is to go to the right. If the gap there is not filled then the block falls and can never bloom, so filling the space with a total height of B is the only way to make it bloom and ensure the level can be completed. Moreover, the walls placed around the flower ensure that once a red block has bloomed it finds itself stuck. It cannot move to leave the triplet and possibly interact with other red blocks, so the only way for a given red block to bloom is to touch the flower corresponding to its triplet.

The rest of the proof is similar to the one in Section 3.3. It is clear that if the instance of 3-PARTITION has a solution then in the corresponding level, the grey blocks corresponding to a_i can be divided to fit the m gaps of height B , therefore reaching a total height of $m \cdot B$.

Now we must ensure that if the level of HANANO constructed by our reduction is solvable, then the corresponding instance of 3-PARTITION has a solution.

Given any instance of 3-PARTITION, we know that in the corresponding level of HANANO the only way to reach a total height of B is to sum the heights of exactly 3 blocks.

Now, the only way to solve the corresponding level of 6 columns HANANO is to fill each

of the m gadgets with three grey blocks of total height exactly B , so a total height of $m * B$: indeed, if the gap were filled with blocks of a height of more than B , it would also prevent the red block from reaching the flower.

Since this is exactly the sum of the heights of all the grey blocks, the only way to solve the level is to fill each gadget with exactly three blocks. Besides, due to gravity, once a grey block is used in one gadget it cannot leave to go to another gadget. In total, m triplets of equal sum of heights B are constructed. This corresponds exactly to a solution of 3-PARTITION.

This concludes our proof of Theorem 4.2. □

5 Conclusion and open questions

Our main result is that allowing black jellies renders JELLY PSPACE-Complete even when all the other jellies are the same colour, by indirect reduction from the NCL problem, using related works on HANANO and the concept of visibility representations to circumvent the effects of gravity.

We have also shown that both JELLY and HANANO are NP-Hard even with one colour and a restricted number of columns, as well as for a restricted number of lines, and that in the case of JELLY allowing a second colour results in a stronger bound and going from a quadratic to a linear reduction.

However, the following open questions remain:

1. Is there a constant c such that 1-Colour HANANO with c columns is in NP? Or is it still PSPACE-Hard even with this restriction?
2. Is there a constant c such that 1-Colour HANANO with c lines is in NP? Or is it still PSPACE-Hard even with this restriction?
3. Is JELLY with a constant, greater than one, number of colours still PSPACE-Complete if black jellies cannot be used?
4. Is there a constant c , to be determined, such that restricting our 1-Colour games to levels of c columns or c lines allows for a polynomial algorithm?

The mechanism of gravity also opens interesting questions about the complexity of the games when this constraint is ignored or at least relaxed. The puzzle game Yugo, a variant of Jelly-No where the jellies are allowed to move vertically by climbing on half-blocks, was recently shown by Naoya Kano, Katsuhisa Yamanaka and Takashi Hirayama [Kano et al.(2023)Kano, Yamanaka, Hirayama] to be PSPACE-Complete with an unbounded number of colours. It would be interesting to know whether the 1-Colour restriction of this game remains PSPACE-Complete.

References

- [Asif et al.(2020)Asif, Coulombe, Demaine, Demaine, Hesterberg, Lynch, and Singhal] S. Asif, M. Coulombe, E. Demaine, M. Demaine, A. Hesterberg, J. Lynch, and M. Singhal. Tetris is NP-hard even with $o(1)$ Rows or Columns. *Journal of Information Processing*, 28:942–958, 01 2020. doi: 10.2197/ipsjjip.28.942.
- [Chavrimootoo(2023a)] M. C. Chavrimootoo. Defying Gravity and Gadget Numerosity: The Complexity of the Hanano Puzzle. In *DCFS*, volume 13918 of *Lecture Notes in Computer Science*, pages 36–50. Springer, 2023a.
- [Chavrimootoo(2023b)] M. C. Chavrimootoo. Defying Gravity: The Complexity of the Hanano Puzzle, 2023b.
- [Chavrimootoo(2025)] M. C. Chavrimootoo. Defying gravity and gadget numerosity: The complexity of the hanano puzzle and beyond. *Information Processing Letters*, 187: 106520, 2025. ISSN 0020-0190. doi: <https://doi.org/10.1016/j.ipl.2024.106520>. URL <https://www.sciencedirect.com/science/article/pii/S0020019024000504>.
- [Hartmanis(1982)] J. Hartmanis. Computers and intractability: a guide to the theory of np-completeness (michael r. garey and david s. johnson). *Siam Review*, 24(1):90, 1982.
- [Hearn and Demaine(2005)] R. A. Hearn and E. D. Demaine. PSPACE-completeness of sliding-block puzzles and other problems through the nondeterministic constraint logic model of computation. *Theoretical Computer Science*, 343(1):72–96, 2005. ISSN 0304-3975. doi: <https://doi.org/10.1016/j.tcs.2005.05.008>. URL <https://www.sciencedirect.com/science/article/pii/S0304397505003105>. Game Theory Meets Theoretical Computer Science.
- [Kano et al.(2023)Kano, Yamanaka, and Hirayama] N. Kano, K. Yamanaka, and T. Hirayama. Computational complexity of Yugo puzzle. In *IEICE Conferences Archives*. The Institute of Electronics, Information and Communication Engineers, 2023.
- [Liu and Yang(2019)] Z. Liu and C. Yang. Hanano Puzzle is NP-hard. *Inf. Process. Lett.*, 145:6–10, 2019.
- [Qrostar()] Qrostar. Jelly-No and Hanano Puzzles. <https://qrostar.skr.jp/en/>.
- [Tamassia and Tollis(1986)] R. Tamassia and I. G. Tollis. A unified approach to visibility representations of planar graphs. *Discrete & Computational Geometry*, 1(4):321–341, Dec 1986. ISSN 1432-0444. doi: 10.1007/BF02187705. URL <https://doi.org/10.1007/BF02187705>.
- [Yang(2021)] C. Yang. On the Complexity of Jelly-no-Puzzle. In J. Akiyama, R. M. Marcelo, M.-J. P. Ruiz, and Y. Uno, editors, *Discrete and Computational Geometry, Graphs, and*

Games, pages 165–174, Cham, 2021. Springer International Publishing. ISBN 978-3-030-90048-9.

[Yang and Ciotti()] C. Yang and G. Ciotti. Jelly-No Puzzle is NP-complete (even with only 1 color) - Playable implementation. <https://www.isnphard.com/g/jelly-no-puzzle/>.