

# Few-shot Policy (de)composition in Conversational Question Answering

Kyle Erwin and Guy Axelrod and Maria Chang and Achille Fokoue  
and Maxwell Crouse and Soham Dan and Tian Gao and Rosario Uceda-Sosa  
and Ndivhuwo Makondo and Naweed Khan and Alexander Gray

## Abstract

The task of policy compliance detection (PCD) is to determine if a scenario is in compliance with respect to a set of written policies. In a conversational setting, the results of PCD can indicate if clarifying questions must be asked to determine compliance status. Existing approaches usually claim to have reasoning capabilities that are latent or require a large amount of annotated data. In this work, we propose logical decomposition for policy compliance (LDPC): a neuro-symbolic framework to detect policy compliance using large language models (LLMs) in a few-shot setting. By selecting only a few exemplars alongside recently developed prompting techniques, we demonstrate that our approach soundly reasons about policy compliance conversations by extracting sub-questions to be answered, assigning truth values from contextual information, and explicitly producing a set of logic statements from the given policies. The formulation of explicit logic graphs can in turn help answer PCD-related questions with increased transparency and explainability. We apply this approach to the popular PCD and conversational machine reading benchmark, ShARC, and show competitive performance with no task-specific fine-tuning. We also leverage the inherently interpretable architecture of LDPC to understand where errors occur, revealing ambiguities in the ShARC dataset and highlighting the challenges involved with reasoning for conversational question answering.

## 1 Introduction

Policy compliance detection (PCD) is the task of automatically determining if a scenario complies with or violates a policy. Automated methods for PCD can be used across a variety of domains, e.g. detecting regulatory violations, determining benefits eligibility, or enforcing social media guidelines. In most real-world applications, scenarios are typically underspecified, making it difficult to

determine compliance without obtaining additional information. In a conversational setting, additional information can be obtained by generating follow-up questions in a task referred to as conversational machine reading (Saeidi et al., 2018). One way to approach the PCD task is to decompose policies into questions and combine those questions into logical expression trees that can be used to arrive at the final answer (Saeidi et al., 2021).

Large language models (LLMs) are good candidates for conversational PCD, given their impressive natural language generation abilities that resemble deep understanding and emergent reasoning. However, LLMs have been shown to have issues with factuality (Ji et al., 2023) and reasoning (Valmeekam et al., 2022). Many approaches seek to improve factuality and reasoning capabilities by having LLMs “show their work” (Wei et al., 2022; Yao et al., 2024), though even these elicited “thoughts” may not accurately reflect the factors that influence LLMs outputs (Turpin et al., 2024). To mitigate the risks of incorrect or unfaithful explanations, a variety of self-improving LLMs have been proposed (Wang et al., 2022; Pan et al., 2023) as a way to decompose the opaque nature of LLM inference.

In this paper, we propose Logical Decomposition for Policy Compliance (LDPC), which uses LLM-based reasoning that can be applied to the PCD task. Specifically, our system decomposes a natural language policy into yes/no questions that can be composed into an explicit logical formula to be used for PCD and for asking follow up questions. Importantly, the PCD decision is deterministically inferred from the logical formula, as opposed to being generated in an opaque manner and tenuously connected to an explanation or chain of thought.

We make the following contributions in this paper:

1. We present Logical Decomposition for Policy Compliance (LDPC): an inherently inter-

pretable approach to conversational PCD that combines neural question decomposition and logic formulation with symbolic reasoning.

2. Our policy decomposition and logical formulation modules receive no task-specific fine-tuning, yet achieve competitive results on the ShARC dataset.
3. We propose a simple but powerful three-valued logic that is especially suitable for conversational PCD.
4. We identify ambiguities in the ShARC dataset and challenges that arise from reasoning about policies to answer questions in a conversational setting

## 2 Related Work

This paper builds upon prior work in two general areas: conversational machine reading (Section 2.1) and reasoning with large language models via prompt-based instruction (Section 2.2).

### 2.1 Conversational Machine Reading

Conversational machine reading is a type of question answering task that requires the joint interpretation of a scenario and some background information to answer a question, where the appropriate response to the question may not be an answer at all, but rather, a follow-up question (Saeidi et al., 2018). It was introduced as a more challenging and realistic alternative to question answering tasks where answers were spans of text that could be extracted from a paragraph, as in the highly influential Stanford Question Answering Dataset (Rajpurkar et al., 2016). We leverage two influential datasets in this domain: ShARC (Saeidi et al., 2018) and QA4PC (Saeidi et al., 2021).

#### 2.1.1 ShARC

The ShARC dataset (Saeidi et al., 2018) is a dialogue-based question-answering dataset constructed from 948 distinct text snippets. These snippets are taken from government websites and describe a policy. Each snippet features an input question and a corresponding “dialog tree.” These trees branch based on yes/no answers to follow-up questions at each step. The dataset comprises all individual branching paths, referred to as “utterances”, from these trees. There are 6,058 utterances

in total. Additionally, 6,637 scenarios provide extra information about the user, enabling the skipping of certain questions. Scenarios modify dialog trees, resulting in 37,087 distinct utterances when combined with negative sampled scenarios. After removing unreachable portions of dialog trees, the final dataset consists of 32,436 utterances. For each utterance, a model must predict one of the following classes: irrelevant, yes, no, follow-up question. If the model decides that a follow up question is the most appropriate response, it must also generate that follow up question. The dataset is divided into train, development, and test sets, with sizes of 21,890, 2,270, and 8,276, respectively. Evaluation metrics include Micro and Macro Accuracy and BLEU. Micro and Macro Accuracy assess the model’s ability to classify each utterance, while BLEU evaluates the quality of generated questions.

Many techniques have been introduced to compete for top performance on ShARC. For example, (Zhong and Zettlemoyer, 2019) train a model to extract rules from policy text and determine which rules are entailed by the conversation history. Using self-attention layers for the input and extracted rules, a decision module is able to learn how to rephrase rules into follow up questions and when to ask those questions. In contrast, (Lawrence et al., 2019) use bidirectional attention to make predictions on ShARC. The dialogue graph modeling (DGM) algorithm (Ouyang et al., 2020) improves on Discern (Gao et al., 2020) by using explicit discourse graph and implicit discourse graph models with graph convolution network (GCN). ET5 (Zhang et al., 2022) proposes a end-to-end framework with T5 to fully exploit the entailment reasoning in decision making steps by using a shared encoder (with a multi-task architecture) and separate decoders for reasoning and answer generation. T-reasoner (Sun et al., 2022) integrates a reasoning module to model condition relationships and verify consistent answers within user scenarios, identifying unsatisfied conditions. It breaks up the passage into individual conditions, which are then checked by the reasoning module. However, progress on ShARC must be interpreted judiciously, as (Verma et al., 2020) find spurious clues and patterns that make trained models susceptible to artificial gains in performance.

#### 2.1.2 QA4PC

Question answering for policy compliance (QA4PC) (Saeidi et al., 2021) augments 30% of

the ShARC dataset with questions to policies and expression trees. Each expression tree consists of a set of questions and logical operators that combine the answers to determine a final answer to a user question. By using the provided expression trees, a model explicitly checks each condition to obtain the answers, with improved accuracy and transfer capability (with new policies in testing). Logic Expression Tree (Kotonya et al., 2022) infers expression trees automatically from policy texts with a few supervised models. Authors introduce constrained decoding using a finite state automaton to ensure the generation of valid trees. Overall, these papers aim to improve the ability of language models to perform complex reasoning and decision-making tasks through training supervised by ShARC and QA4PC datasets.

## 2.2 Reasoning with LLMs via Prompting

Many recent works have explored prompting strategies to address complex reasoning problems. These methods avoid finetuning altogether and instead use elaborate prompts to elicit from the LLM an explicitly written out, step-by-step solution to the problem. In the original chain-of-thought (Wei et al., 2022) work, prompting involved demonstrating a number of examples (i.e., few-shot prompting) that had questions paired with reasoning traces.

The work of (Kojima et al., 2022) showed that prompting the LLM to produce a reasoning trace could be done without any few-shot examples whatsoever by simply initializing the prompt with the words “Let’s think step-by-step”. Soon after, more elaborate zero-shot prompting strategies like Plan-and-Solve prompting (Wang et al., 2023) and ReACT (Yao et al., 2022) were introduced, where the LLM was prompted to solve the problem by first planning out a sequence of steps to follow, and then solving those steps in the order as described.

Self-consistency (Wang et al., 2022) is a decoding technique designed to leverage the notion that multiple alternative reasoning paths may lead to the correct answer. In the self-consistency framework, a diverse set of outputs are first sampled from the LLM. Then, the response returned to the user is the *answer* most commonly produced by the LLM after stripping away the chain of reasoning produced in the response. This is equivalent to marginalizing over the alternative reasoning paths to select the most consistently produced answer.

For dataset creation, the Orca (Mitra et al., 2023) framework explored tuning a smaller model with

synthetic data produced by a model that had been prompted with a number of different problem-solving prompts. Self-taught Reasoner (STaR) (Zelikman et al., 2022) proposes a technique to iteratively leverage a small number of example rationales to bootstrap reasoning capabilities of LLMs. It first includes a few example rationales in its prompts, and for wrong answers, tries to derive the answer and rationale again given the correct answers, and lastly fine-tunes on all the rationales that led to correct answers.

## 3 Problem Formulation

Given a dataset  $\mathcal{D}$  with size  $D = |\mathcal{D}|$  with input  $X = \{P, C\}$  and target output  $O$ , where  $P = \{p_i\}_{i=1}^D$  is a set of policy documents, and  $C = \{(q_i, s_i, h_i)\}_{i=1}^D$  is each context for the corresponding policy document  $p_i$ , containing user scenarios  $s_i$ , user question  $q_i$ , and dialogue history  $h_i$ . We wish to answer each input question  $q_i$  with either *Yes*, *No*, *Irrelevant*, or follow up question  $questions_i$ . Hence, the output of the model is  $O = \{(\text{answer}_i, \text{questions}_i)\}_{i=1}^D$ , containing the decision  $\text{answer}_i$  on policy compliance and followup questions  $\text{questions}_i$  when the decision  $\text{answer}_i$  requires so. We will drop index  $i$  to simplify notations when there is no ambiguity.

## 4 Proposed Approach

We propose a neuro-symbolic system that uses an LLM to decompose a piece of policy text into distinct conditions that are phrased as simple yes/no questions. The LLM then re-composes those conditions into symbolic logical formulae, which can be deterministically reasoned over using a simple three-valued logic and evaluated into an appropriate conversational response (illustrated with an example in Figure 1). Our pipeline has the following components that we describe below: (1) question-policy relevance, (2) policy decomposition, (3) logical formulation, (4) logical evaluation.

### 4.1 Question-Policy Relevance

The first step in the proposed pipeline is to determine whether the user question is relevant to the policy. This is achieved by using the all-MiniLM-L12-v2 sentence transformer<sup>1</sup>, which maps sentences and paragraphs to a 384-dimensional dense

<sup>1</sup><https://huggingface.co/sentence-transformers/all-MiniLM-L12-v2>

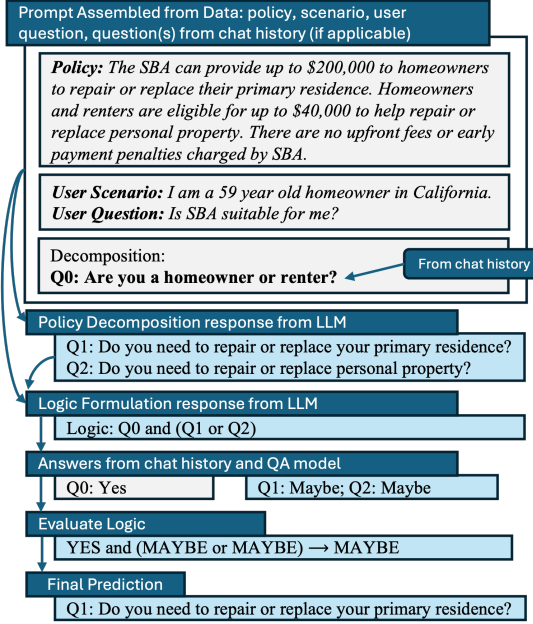


Figure 1: Policy decomposition and logical formulation given a policy, scenario, user question, and chat history (if applicable).

vector space. The question and policy are transformed into this vector space, and the cosine similarity between the sentence embeddings of the policy and question is calculated. If the similarity exceeds a threshold predetermined from a sensitivity analysis, the user question is considered relevant. Otherwise, the pipeline returns *Irrelevant*.

## 4.2 Policy Decomposition

In the policy decomposition step, an LLM, prompted with 20 in-context examples, breaks down the policy into basic yes or no questions that need to be answered in order to answer the user’s question. The in-context examples are taken from the QA4PC dev set, since QA4PC includes decomposed questions from policies and the logical representations of those policies. The in-context examples are followed by the ShARC dataset item on which we want the model to perform inference. The example in Figure 1 shows how a prompt is constructed from the policy, scenario, user question. This particular example has one question from the chat history, so it is included as Q0. The model then produces the remaining questions Q1 and Q2, which represent potential follow up questions that may be asked to the user.

**Question Relevance** To ensure accurate and relevant responses during the policy decomposition stage, a filtering process is implemented to elimi-

nate non-pertinent questions generated by the LLM. This process takes into account the user’s query, chat history, and policy to prevent unnecessarily lengthy logical structures and varying logics for the same input. The LLM is asked to determine the relevance of each generated question, responding with a binary *Yes* or *No* answer. If the response is *No*, the question is filtered out. This process is repeated for each generated question.

## 4.3 Logic Formulation

At the logic formulation stage, the model is prompted with the input and output of the policy decomposition stage and creates a logical formula that can be used to answer the user’s question. We again adopt a few-shot in-context learning strategy to generate the logical formulae via an LLM. The LLM is asked to “combine the question variables into a python boolean expression” (for full instructions see Appendix). The valid logic operators used are and, or, and not. Figure 1 shows how this works on a single example. Note that the resulting logical formula includes question IDs from the policy decomposition stage (Q1 and Q2) as well as the question ID given by the conversation history (Q0).

**Self-Consistency** In this work, we adopt self-consistency (Wang et al., 2022) during the generation of logical forms. In particular, rather than greedily decoding one logical form for a particular policy, our approach first samples  $k$  alternative logical forms from the LLM. The logical forms are then grouped together into equivalence classes, i.e., all logical forms that are logically equivalent are put into the same partition. Last, the returned logical form is then selected to be one of the constituents of the largest partition of the sampled logical forms (our approach takes the logical form from the selected partition that is shortest).

As an example, consider a situation where the LLM produced three logical forms:  $\neg(A \wedge B)$ ,  $(\neg A \vee \neg B)$ , and  $(A \wedge B)$ . First, the sampled expressions would be grouped into buckets based on logical equivalence, leading to two sets  $S_1 = \{\neg(A \wedge B), (\neg A \vee \neg B)\}$  and  $S_2 = \{(A \wedge B)\}$ . Then, the bucket selected would be the one with the largest size, in this case being  $S_1$ . From  $S_1$ , the shortest logical form (in terms of number of symbols) would be returned, thus resulting in  $\neg(A \wedge B)$  being the returned expression.



#### 4.4 Logic Evaluation

In our approach, we evaluate the generated propositional formula using a three-valued logic that introduces a *Maybe* ( $m$ ) value to indicate an unanswered question. The particular three-valued logic we use is commonly referred to as *Kleene’s strong three-valued logic* in the non-classical logic literature<sup>2</sup>. Our set of truth values is  $\mathcal{T} = \{F, m, T\}$ , and we assume an ordering where  $F < m < T$ .

We consider the operations  $\neg, \wedge, \vee$  on  $\mathcal{T}$  where  $\neg := \{(T, F), (F, T), (m, m)\}$  and for all  $a, b \in \mathcal{T}$ ,

$$a \wedge b := \min(a, b)$$

$$a \vee b := \max(a, b)$$

A conjunction operator evaluates to *Maybe* if the operands are *True* and *Maybe* (or both *Maybe*); the disjunction operator evaluates to *Maybe* if the operands are *False* and *Maybe* (or both *Maybe*), and the negation of *Maybe* is *Maybe*. Otherwise, all operands work as expected in binary logic. The truth table for these operations is shown in Table 1.

This approach allows us to effectively handle uncertain or incomplete information, which is particularly useful in question and answering systems. If the generated logic evaluates to *Maybe*, it signals that a follow up question is required. If the generated logic evaluates to *True* or *False*, it means that the answer to the user’s question is *Yes* or *No*, respectively. We use the following question-answering process discussed below to determine the values for logical variables.

#### 4.5 Question Answering

We use a RoBERTa-large model fine-tuned on the MNLI corpus and further fine-tune on the ShARC NLI data. We fine-tuned for 5 epochs, using a batch size of 32, learning rate of  $1e^{-5}$ , and weight decay of 0.1. We used the fine-tuned entailment model to determine if the user scenario can answer a generated question. To do this, we first convert the generated questions into statements. We then pass the user scenarios and the statements to the fine-tuned model, which determine whether the scenario entails the statement. In other words, the model determines whether the scenario provides sufficient information to answer the question. The model returns one of three possible values based on its evaluation: “entails,” “contradiction,” or “neutral.”

<sup>2</sup>First introduced by Stephen Kleene in (Kleene, 1938). See (Bergmann, 2008) for an overview.

Q0	Q1	Q0 $\wedge$ Q1	Q0 $\vee$ Q1	$\neg$ Q0
TRUE	TRUE	TRUE	TRUE	FALSE
TRUE	FALSE	FALSE	TRUE	FALSE
TRUE	MAYBE	MAYBE	TRUE	FALSE
FALSE	FALSE	FALSE	FALSE	TRUE
FALSE	MAYBE	FALSE	MAYBE	TRUE
MAYBE	MAYBE	MAYBE	MAYBE	MAYBE

Table 1: Truth table for operations in the three-valued logic used in our approach.

We map these values to truth values for our logical evaluation. Specifically, “entails” corresponds to *True*, “contradiction” corresponds to *False*, and “neutral” corresponds to *Maybe*.

In Figure 1, this approach is used to determine the answers to Q1 and Q2. The answer to Q0 is provided in the chat history. With these truth values, the logical formula evaluates to *Maybe*, which indicates that a follow-up question should be asked, leading to the final prediction, “Do you need to repair or replace your primary residence?” Note that both Q1 and Q2 are acceptable responses for this example.

#### 4.6 Overall Algorithm

Algorithm 1 outlines our approach’s pipeline. The pipeline takes in  $\mathcal{I}$ , a tuple containing the policy ( $p$ ), the user question ( $q$ ), the user scenario ( $s$ ), and the chat history ( $h$ ). The pipeline consists of several functions that take in textual inputs, format them, and pass them to their respective language models to generate output. Specifically,  $\mathcal{S}$  determines the semantic similarity between the user question and policies, while  $\mathcal{D}$  represents the question decomposition process that takes in a LLM ( $M_{\mathcal{D}}$ ), policy, user question, and chat history, and returns generated questions and their IDs as a dictionary.  $\mathcal{Q}$  represents the question answering step, which takes in the user scenario and question, and  $\mathcal{R}$  determines if a generated question is relevant to the policy and user question, and makes sense given the chat history. Finally,  $\mathcal{L}$  represents the call to a LLM ( $M_{\mathcal{L}}$ ) to generate the logic formula that best represents the policy.

Lines 6-13 assign answers to corresponding question IDs, with answers being taken from the chat history if the question is present, or determined using  $\mathcal{Q}$ . Lines 14-23 represent the question filtering process in cases where there are too many

questions that may complicate the next step of logical formulation for a model. Lines 24-32 represent the logical formulation step in a self consistency loop. Finally, an answer is returned on line 33.

---

**Algorithm 1** Logical Decomposition for Question Answering

---

```

1: Input:  $\mathcal{I} = (p, q, s, h)$ 
2: if  $S(p, q) < 0.25$  then
3:   return "Irrelevant"
4: end if
5: questions  $\leftarrow h \cup \mathcal{D}(M_{\mathcal{D}}, p, q, h)$ 
6: answers  $\leftarrow \{\}$ 
7: for (ID, question)  $\in$  questions do
8:   if ID  $\in h$  then
9:     answers[ID]  $\leftarrow h$ [ID][answer]
10:  else
11:    answers[ID]  $\leftarrow Q(s, question)$ 
12:  end if
13: end for
14: if |questions|  $\geq 5$  then
15:   for (ID, question)  $\in$  questions do
16:    if ID  $\notin h$  then
17:      if  $\neg \mathcal{R}(M_{\mathcal{R}}, p, q, h, question)$  then
18:        del questions[ID]
19:        del answers[ID]
20:      end if
21:    end if
22:  end for
23: end if
24: for  $n \in 1 \dots sampleSize$  do
25:   logic  $\leftarrow \mathcal{L}(M_{\mathcal{L}}, p, q, questions)$ 
26:   if answer is maybe then
27:     Prune the parse tree such that it only contains sub-
28:     formulas evaluating to maybe.
29:     BFS through the pruned parse tree and assign to
30:     answer the basic question corresponding to the first
31:     ID encountered in the parse tree
32:   end if
33:   Add (logic, answer) to samples
34: end for
35: answer  $\leftarrow self\_consistency(samples)$ 
36: return answer

```

---

## 5 Experiments and Analysis

This section details the experiments and analysis used to evaluate the proposed approach.

### 5.1 Datasets

As described in Section 2.1, the ShARC and QA4PC datasets enable the assessment of conversational machine reading and policy compliance detection systems. We take advantage of the curated expression trees and policy questions in QA4PC to decide which model to use in our pipeline and we use ShARC to assess the overall effectiveness of our pipeline. Importantly, our question decomposition and logic formulation modules are not trained on these datasets, but perform inference from in-context learning.

### 5.2 Model Choice

Models were selected for the pipeline based on their ability to perform the policy decomposition and logic formulation tasks. We chose to test instruct and code models that are publicly available and have permissive licenses. The models we tested were the 8b, and 70b llama3 instruct models (Int), the 34b codellama model (Rozière et al., 2024), and the 8x7B mixtral instruct model (Jiang et al., 2024) (see Appendix for model URLs). The rationale for including code models is that the logic formulation step requires manipulation of abstract symbols, where code models may excel. The models were evaluated against the 193 QA4PC hand-annotated training examples (Saeidi et al., 2021).

In the first experiment, the models were given the policy and the questions needed to ask the user. The models were tasked with organizing the questions into a logical formula that best represented the policy. The models were measured by the proportion of the 193 annotated examples for which they generated a propositional logical formula that is equivalent to the ground truth formula.

In the second experiment, the models were only given the policy and asked to perform both the question decomposition and logical formulation tasks. Again, the model output was evaluated using logical equivalence. For both experiments, we also tested how the number of in-context examples affects performance. Results were collected over 5 separate runs. In a run, for each  $k \in \{0, 1, 3, 5, 9, 15, 20\}$  the prompt for the LLM is constructed from  $k$  in-context examples, which are sampled randomly from a pool of 20 hand-crafted examples that do not appear in the test set.

Figure 2 shows that llama3-70B performed the best for the first experiment, with an accuracy score of approximately 92%. The llama3-8B achieved an accuracy score of approximately 85%. This is notable because llama3-8B is significantly smaller than llama3-70B. Additionally, llama3-8B performed similarly to codellama (a 34-billion parameter model) and mixtral (which uses 13B active parameters during inference). The graph also shows that the models were not positively affected by increasing the number of in-context examples.

Figure 3 shows the results of the second experiment, where the models were tasked with performing question decomposition and logical formulation. The accuracy of the models decreased, as expected since it is a more complex task for the

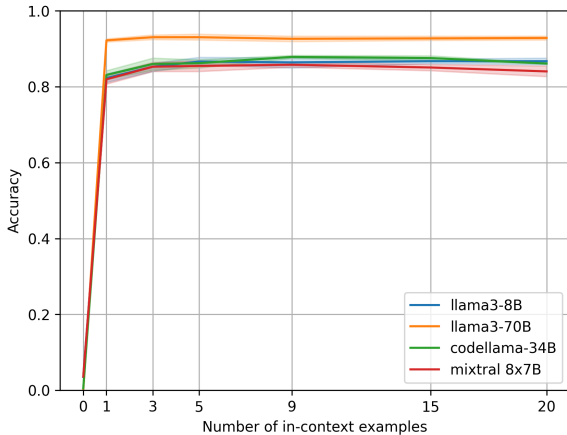


Figure 2: Logic formulation given questions

models to perform. Llama3-8B, llama3-70B and codellama performed similarly around 40% to 45%, with codellama performing slightly better as the number of prompt examples increase. Mixtral performed worse than the other models and performed worse as the number of in-context examples increased.

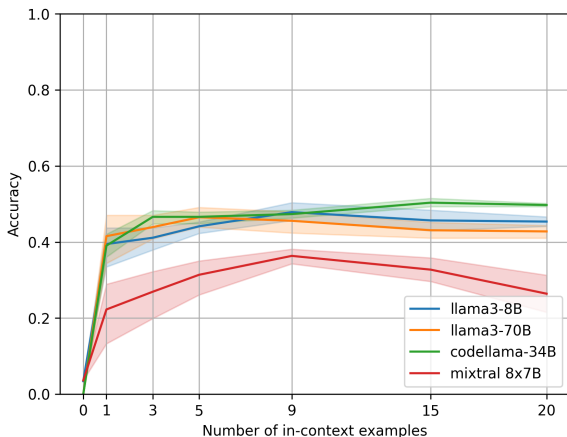


Figure 3: Question decomposition and logic formulation

These experiments show that llama3-8B, llama3-70B, and codellama are suitable choices for the question decomposition and logic formulation tasks. The decision was made to use llama3-70B because it performed better than other models for the logic formulation task, and inference was faster than codellama.

### 5.3 ShARC Results

Table 2 presents micro and macro accuracy scores for the ShARC dev and test sets. Our approach achieves near state-of-the-art performance, with a micro accuracy score of 79.0%, just 1.5% behind BiAE’s 80.5%. For macro accuracy, our approach

Model	Dev set		Test set	
	Micro	Macro	Micro	Macro
NMT	-	-	44.8	42.8
CM	-	-	61.9	68.9
BERTQA	68.6	73.7	63.6	70.8
UcraNet	-	-	65.1	71.2
BiSon	66.0	70.8	66.9	71.6
E <sup>3</sup>	68.0	73.4	67.7	73.3
EMT	73.2	78.3	69.1	74.6
DISCERN	74.9	79.8	73.2	78.3
DGM	78.6	82.2	77.4	<b>81.2</b>
BiAE	<b>80.5</b>	<b>83.2</b>	<b>77.9</b>	81.1
Ours	79.0	79.7	70.2	72.8

Table 2: Micro accuracy and macro accuracy scores on the dev set and test set of the ShARC end-to-end task.

ranks fourth with a score of 79.7%, 3.5% behind BiAE. Our approach showed a decline in performance on the test set compared to the development set. Specifically, the micro accuracy dropped from 79.0 to 70.2, and the macro accuracy dropped from 79.9 to 72.8. Despite this decline, our approach still performed well, ranking fourth in micro accuracy and fifth in macro accuracy among all the models tested. Furthermore, our approach uses 20 in-context examples where as the approaches that we compared against have been trained on thousands of examples.

Table 3 presents the BLEU scores for our approach alongside those of other methods. BLEU scores measure the positional similarity of the predicted follow-up questions with the expected follow-up questions. Unfortunately, our approach performed poorly in terms of BLEU scores. Specifically, it achieved the third lowest score for BLEU-1 and the lowest score for BLEU-4 on the dev set, and the second lowest score for both BLEU-1 and BLEU-4 on the test set. However, it’s important to note that our approach uses prompting and was not fine-tuned to the data like the other methods. As a result, it could not fully capture the style of follow-up questions in the data. Additionally, BLEU’s sensitivity to word order leads to issues when comparing two follow-up questions. This sensitivity overemphasize word-level similarity, and neglects other important aspects of text similarity, such as semantic meaning or context.

### 5.4 Error Analysis

To better understand the limitations of our approach, we conducted an error analysis on a randomly selected subset of items in the ShARC dev set for which our model made incorrect class pre-

Model	Dev set		Test set	
	BLEU-1	BLEU-4	BLEU-1	BLEU-4
NMT	-	-	34.0	7.8
CM	-	-	54.4	34.4
BERTQA	47.4	54.0	46.2	36.3
UcraNet	-	-	60.5	46.1
BiSon	46.6	54.1	58.8	44.3
E <sup>3</sup>	67.1	53.7	54.1	38.7
EMT	67.5	53.2	63.9	49.9
DISCERN	65.7	52.4	64.0	49.1
DGM	<b>71.8</b>	<b>60.2</b>	63.3	48.4
BiAE	-	-	<b>64.7</b>	<b>51.6</b>
Ours	57.0	43.9	46.9	23.3

Table 3: BLEU scores on the dev set and test set of the ShARC end-to-end task.

dictions. For each of these items, we looked for point(s) of failure by manually inspecting the outputs of each of the following steps in our system: question-policy relevance, policy decomposition, question answering, and logic formulation. We did this for 160 randomly selected errors out of 470.

The points of failure from most common to least common were: logic formulation (29%), QA (28%), question decomposition (19%), question-policy relevance (i.e. incorrectly classifying a relevant question as irrelevant or vice versa, 5%).<sup>3</sup>

Across the dev set as a whole, we found that the logic formulation results across multiple self-consistency runs were more homogeneous when the model made a correct prediction. Table 4 illustrates the diversity of logic formulation responses when using a self-consistency sample size of 3: unanimous (all logical formulae were logically equivalent), majority (2 out of 3 were logically equivalent), and split (each formula was logically distinct). Although there is a significant difference between the diversity in correct and incorrect predictions ( $T = 9.05, p < 0.001, df = 2144.0$ ), the incidence of unanimous/homogenous self-consistency samples was generally high (97.5% and 87.4% for correct and incorrect predictions respectively).

Surprisingly, we found that 36% of the items in our error analysis were borderline cases that, although different from the expected answer in the ShARC dataset, could be considered correct. We observed that a sizeable proportion of errors were due to the ShARC reference answers relying on

<sup>3</sup>Note that this is not inconsistent with the best accuracy metrics in Figure 2 because the rate of logic formulation errors from this analysis comes from a different distribution than the data used in our Model Choice experiments.

Diversity	Correct	Incorrect
Unanimous	1,644 (97.5%)	402 (87.4%)
Majority	40 (2.4%)	56 (12.2%)
Split	2 (0.1%)	2 (0.4%)

Table 4: Distribution of self-consistency samples for logic formulation.

questionable assumptions. There were also cases where the policy snippet was missing or vague, though this was far less common (3% of inspected errors).

For instance, in the example shown in Figure 1, our system responds with a follow up question because the policy clearly states that SBA is available to repair or replace a primary residence or personal property. However, the reference answer assumes that both of these conditions are fulfilled, despite their being no explicit evidence for it in the user scenario or in the chat history. Whether or not this assumption is justified may be subjective. Similarly, several items refer to a policy that outlines tax exemption rules for items sold to charity. In many instances, the reference answer assumed that all items mentioned by the user were being sold to charity (without evidence), while our system would respond with the question “Are you selling the item to an eligible charity?” In fact, across all dev set items, each time our system predicted this response, it was scored as incorrect with respect to the reference answer. These ambiguities are unavoidable to some extent, and relate to whether or not a system uses a closed world assumption in its reasoning.

## 6 Conclusion

In this paper we introduce Logical Decomposition for Policy Compliance (LDPC). We first test the ability of multiple language models on the policy decomposition and logical formulation tasks using the QA4PC dataset. We then use the best identified model to build a pipeline that uses few-shot in-context learning to decompose policies into yes/no questions and assemble them into logical formulae for answering policy-related questions in a conversational setting. We additionally use a self-consistency decoding technique for producing logical formulae. We achieve competitive results on the ShARC dataset. However, we also observe that ShARC contains ambiguous items with questionable reference answers, underscoring the subjective nature of these questions and the need for careful scrutiny of LLM reasoning benchmarks.



## 7 Limitations

Our system demonstrates that in-context learning is sufficient for achieving competitive performance on ShARC, but limitations of this approach include the simplicity of some of our system components and limitations of the ShARC dataset itself.

**Self-consistency** The purpose of this decoding strategy is to increase diversity of reasoning paths under the hypothesis that correct answers can be reached in a variety of ways. However, as shown in our error analysis, the vast majority of logic formulations for each dev set item were homogeneous. This question could be further explored with other kinds of non-greedy decoding.

**Limited expressivity of three-valued logic** Although we believe the simplicity of three-valued logic to be a feature in an initial implementation, it is likely that more complex policies and scenarios require greater expressivity.

**Simple QA Model** We opted for a very common approach of using a language model fine-tuned on natural language inference. However, question answering errors were common in our analysis, occurring almost as frequently as logic formulation errors. This suggests that there is still room for improvement in this area. More powerful QA models can be explored.

**Challenges to deployment** Although our system’s competitive performance on ShARC without ShARC-specific fine-tuning for (de)composition is noteworthy, the results do not suggest this approach for readily use in a real-world application. Deploying such an application could have a serious impact on people’s lives, such as determining eligibility for services or benefits. Possible mitigation methods include labor intensive fine-tuning, alignment, and implementation of other task- domain- or culturally-specific safeguards.

**Data ambiguity issues** Lastly, our error analysis findings on the frequency of borderline instances in ShARC are consistent with prior work on spurious patterns in the dataset (Verma et al., 2020). Our approach is partly shielded from those spurious patterns owing to the lack of task-specific fine-tuning. However, this certainly limits the extent to which we can make general claims based on ShARC-based metrics.

## References

- Introducing Meta Llama 3: The most capable openly available LLM to date. <https://ai.meta.com/blog/meta-llama-3/>.
- Merrie Bergmann. 2008. Three-Valued Propositional Logics: Semantics, page 71–99. Cambridge University Press.
- Yifan Gao, Chien-Sheng Wu, Jingjing Li, Shafiq Joty, Steven CH Hoi, Caiming Xiong, Irwin King, and Michael Lyu. 2020. Discern: Discourse-aware entailment reasoning network for conversational machine reading. In Proceedings of the 2020 Conference on Empirical Methods in Natural Language Processing (EMNLP), pages 2439–2449.
- Ziwei Ji, Nayeon Lee, Rita Frieske, Tiezheng Yu, Dan Su, Yan Xu, Etsuko Ishii, Ye Jin Bang, Andrea Madotto, and Pascale Fung. 2023. Survey of hallucination in natural language generation. ACM Computing Surveys, 55(12):1–38.
- Albert Q. Jiang, Alexandre Sablayrolles, Antoine Roux, Arthur Mensch, Blanche Savary, Chris Bamford, Devendra Singh Chaplot, Diego de las Casas, Emma Bou Hanna, Florian Bressand, Gianna Lengyel, Guillaume Bour, Guillaume Lample, L elio Renard Lavaud, Lucile Saulnier, Marie-Anne Lachaux, Pierre Stock, Sandeep Subramanian, Sophia Yang, Szymon Antoniak, Teven Le Scao, Th eophile Gervet, Thibaut Lavril, Thomas Wang, Timoth e Lacroix, and William El Sayed. 2024. Mixtral of Experts.
- S. C. Kleene. 1938. On notation for ordinal numbers. The Journal of Symbolic Logic, 3(4):150–155.
- Takeshi Kojima, Shixiang Shane Gu, Machel Reid, Yutaka Matsuo, and Yusuke Iwasawa. 2022. Large language models are zero-shot reasoners. ArXiv, abs/2205.11916.
- Neema Kotonya, Andreas Vlachos, Majid Yazdani, Lambert Mathias, and Marzieh Saeidi. 2022. Policy compliance detection via expression tree inference. arXiv preprint arXiv:2205.12259.
- Carolin Lawrence, Bhushan Kotnis, and Mathias Niepert. 2019. Attending to future tokens for bidirectional sequence generation. In Proceedings of the 2019 Conference on Empirical Methods in Natural Language Processing and the 9th International Joint Conference on Natural Language Processing (EMNLP-IJCNLP), pages 1–10.
- Arindam Mitra, Luciano Del Corro, Shweti Mahajan, Andres Coda, Clarisse Simoes, Sahaj Agarwal, Xuxi Chen, Anastasia Razdaibiedina, Erik Jones, Kriti Aggarwal, et al. 2023. Orca 2: Teaching small language models how to reason. arXiv preprint arXiv:2311.11045.
- Siru Ouyang, Zhuosheng Zhang, and Hai Zhao. 2020. Dialogue graph modeling for conversational machine reading. arXiv preprint arXiv:2012.14827.

- Liangming Pan, Michael Saxon, Wenda Xu, Deepak Nathani, Xinyi Wang, and William Yang Wang. 2023. Automatically correcting large language models: Surveying the landscape of diverse self-correction strategies. [arXiv preprint arXiv:2308.03188](#).
- Pranav Rajpurkar, Jian Zhang, Konstantin Lopyrev, and Percy Liang. 2016. Squad: 100,000+ questions for machine comprehension of text. In [Proceedings of the 2016 Conference on Empirical Methods in Natural Language Processing](#), pages 2383–2392.
- Baptiste Rozière, Jonas Gehring, Fabian Gloeckle, Sten Sootla, Itai Gat, Xiaoqing Ellen Tan, Yossi Adi, Jingyu Liu, Romain Sauvestre, Tal Remez, Jérémy Rapin, Artyom Kozhevnikov, Ivan Evtimov, Joanna Bitton, Manish Bhatt, Cristian Canton Ferrer, Aaron Grattafiori, Wenhan Xiong, Alexandre Défossez, Jade Copet, Faisal Azhar, Hugo Touvron, Louis Martin, Nicolas Usunier, Thomas Scialom, and Gabriel Synnaeve. 2024. [Code Llama: Open Foundation Models for Code](#).
- Marzieh Saeidi, Max Bartolo, Patrick Lewis, Sameer Singh, Tim Rocktäschel, Mike Sheldon, Guillaume Bouchard, and Sebastian Riedel. 2018. [Interpretation of natural language rules in conversational machine reading](#). In [Proceedings of the 2018 Conference on Empirical Methods in Natural Language Processing](#), pages 2087–2097.
- Marzieh Saeidi, Majid Yazdani, and Andreas Vlachos. 2021. Cross-policy compliance detection via question answering. [arXiv preprint arXiv:2109.03731](#).
- Haitian Sun, William W Cohen, and Ruslan Salakhutdinov. 2022. Scenario-based question answering with interacting contextual properties. In [The Eleventh International Conference on Learning Representations](#).
- Miles Turpin, Julian Michael, Ethan Perez, and Samuel Bowman. 2024. Language models don’t always say what they think: unfaithful explanations in chain-of-thought prompting. [Advances in Neural Information Processing Systems](#), 36.
- Karthik Valmeekam, Alberto Olmo, Sarath Sreedharan, and Subbarao Kambhampati. 2022. [Large language models still can’t plan \(a benchmark for LLMs on planning and reasoning about change\)](#). In [NeurIPS 2022 Foundation Models for Decision Making Workshop](#).
- Nikhil Verma, Abhishek Sharma, Dhiraj Madan, Danish Contractor, Harshit Kumar, and Sachindra Joshi. 2020. [Neural conversational QA: Learning to reason vs exploiting patterns](#). In [Proceedings of the 2020 Conference on Empirical Methods in Natural Language Processing \(EMNLP\)](#), pages 7263–7269.
- Lei Wang, Wanyu Xu, Yihuai Lan, Zhiqiang Hu, Yunshi Lan, Roy Ka-Wei Lee, and Ee-Peng Lim. 2023. [Plan-and-solve prompting: Improving zero-shot chain-of-thought reasoning by large language models](#). In [Annual Meeting of the Association for Computational Linguistics](#).
- Xuezhi Wang, Jason Wei, Dale Schuurmans, Quoc V Le, Ed H Chi, Sharan Narang, Aakanksha Chowdhery, and Denny Zhou. 2022. Self-consistency improves chain of thought reasoning in language models. In [The Eleventh International Conference on Learning Representations](#).
- Jason Wei, Xuezhi Wang, Dale Schuurmans, Maarten Bosma, Fei Xia, Ed Chi, Quoc V Le, Denny Zhou, et al. 2022. Chain-of-thought prompting elicits reasoning in large language models. [Advances in Neural Information Processing Systems](#), 35:24824–24837.
- Shunyu Yao, Dian Yu, Jeffrey Zhao, Izhak Shafran, Tom Griffiths, Yuan Cao, and Karthik Narasimhan. 2024. Tree of thoughts: Deliberate problem solving with large language models. [Advances in Neural Information Processing Systems](#), 36.
- Shunyu Yao, Jeffrey Zhao, Dian Yu, Nan Du, Izhak Shafran, Karthik R Narasimhan, and Yuan Cao. 2022. React: Synergizing reasoning and acting in language models. In [The Eleventh International Conference on Learning Representations](#).
- Eric Zelikman, Yuhuai Wu, Jesse Mu, and Noah Goodman. 2022. Star: Bootstrapping reasoning with reasoning. [Advances in Neural Information Processing Systems](#), 35:15476–15488.
- Xiao Zhang, Heyan Huang, Zewen Chi, and Xian-Ling Mao. 2022. Et5: A novel end-to-end framework for conversational machine reading comprehension. [arXiv preprint arXiv:2209.11484](#).
- Victor Zhong and Luke Zettlemoyer. 2019. [E3: Entailment-driven extracting and editing for conversational machine reading](#). In [Proceedings of the 57th Annual Meeting of the Association for Computational Linguistics](#), pages 2310–2320.

## A Prompt Formats

At the policy decomposition (Section 4.2) and logic formulation (Section 4.3) steps of the pipeline, we provide each model with prompts that follow the following template:

[INSTRUCTION]  
[IN-CONTEXT EXAMPLES]  
[PARTIAL EXAMPLE]

For policy decomposition, the instruction was:

*"You are given a policy and an input question. You must think logically. Do not extrapolate. Your job is to decompose the policy into its basic rules. Rephrase the rules in the form of basic questions that need to be answered to answer the input question. Here are some examples to help guide you to do what I want."*

For logic formulation, the instruction was:

*"You are a highly rational and concise assistant. You are given a policy, input question and a decomposition of the policy into the basic rules in the form of questions that need to be answered to answer the input question. Please combine the question variables into a python boolean expression that can be evaluated to answer the input question."*

Table 5 provides a list of tree IDs from the ShARC train set that were used as in-context examples. Additionally, examples 4 and 7 were manually crafted to illustrate policies with complex logical.

Table 5: In-context examples used

ID	Tree ID
1	d752ee0af2d200afb785cbe9ee99f0ffc04c28a0
2	7060f13b78f1c604088f35f8edb3a6f88b4ae45a
3	55fe163fab637ebe7dfc2557ce08d1bc7669d106
4	Handcrafted
5	f63a9029b95e264424fce797c4e627701913209b
6	45c0b83ec88820c3c9c4a8d3b94d1051fce9e3ec
7	Handcrafted
8	54bbdc5cdea357390ec8d11c13d1c4c26238074b
9	d5015eb79f2ab92950bb9c84cf5eddaf45cd47eb
10	15b63a500f40395913452861581a0a14b8e6ca25
11	21fe1028028910dd3f9b4071a3135639efedc236
12	b7fa1f12f7ec1b6cff4267e2f4b2a8b8dbaa05fe
13	21f3e298787fd4984709a26a1b7b5201ef5b4e59
14	3e276836bcd6e90e63105d41a14d6b65b21b487d
15	58b139a8f03204de8ab53e9b407f16f99a60a326
16	2b48a053981dc4c15c730751c5fbc21ba75b3aa9
17	3e6b7f945d0e8a8c090987926a819aaa40d44ed0
18	e579aa599ceda30399379976383f28979760dc8e
19	b6c4e73a9754b24c36de6c476ec0abc1385f857a
20	a50904bdf5f21b9d625280122573cc8e1e3f090b

- <https://huggingface.co/meta-llama/Meta-Llama-3-70B-Instruct>
- <https://huggingface.co/mistralai/Mixtral-8x7B-Instruct-v0.1>

### A.1 Publicly Available Models

- <https://huggingface.co/meta-llama/Meta-Llama-3-8B-Instruct>