

The working principles of model-based GAs fall
within the PAC framework:
A mathematical theory of problem decomposition

Tian-Li Yu

Department of Electrical Engineering, National Taiwan University
tianliyu@ntu.edu.tw

Chi-Hsien Chang

Department of Electrical Engineering, National Taiwan University
salimachchang@gmail.com

Ying-ping Chen

Department of Computer Science, National Yang Ming Chiao Tung University
ypchen@cs.nycu.edu.tw

January 22, 2025

Abstract

The concepts of linkage, building blocks, and problem decomposition have long existed in the genetic algorithm (GA) field and have guided the development of model-based GAs for decades. However, their definitions are usually vague, making it difficult to develop theoretical support. This paper provides an algorithm-independent definition to describe the concept of linkage. With this definition, the paper proves that any problems with a bounded degree of linkage are decomposable and that proper problem decomposition is possible via linkage learning. The way of decomposition given in this paper also offers a new perspective on nearly decomposable problems with bounded difficulty and building blocks from the theoretical aspect. Finally, this paper relates problem decomposition to PAC learning and proves that the global optima of these problems and the minimum decomposition blocks are PAC learnable under certain conditions.

1 Introduction

In the field of genetic algorithm (GA), the notion of linkage was first brought into this field by Holland [1]. Before long, the meaning of linkage was split. Some have used it to indicate the degree of genes recombined together during the recombination operator; some have used it to indicate whether genes are separated when the problem is decomposed into subproblems. The former views linkage from a more operational aspect, while the latter views linkage from a more problem-difficulty aspect. To avoid confusion, the term “epistasis” was borrowed from biology to focus the research on problem difficulty [2]. In 1992, Goldberg *et al.* proposed a GA design theory [3], later widely referred to as the *building-block hypothesis*, which pointed out that the development of GAs should focus on problem decomposition and that the atomic fragments of chromosomes are called building blocks.

Regardless of the vague meanings of linkage and building blocks, efforts have been put into developing new GAs to conquer the difficulty of deception. Among different attempts, a branch called the model-based GA (MBGA) has reached notable achievements [4, 5, 6]. The key idea is to build a model based on linkage detection and then use the model to guide recombination. Some researchers have used the term

model-building GA, which emphasizes the model building phase. The term model-based GA includes all model-building GAs and is more general. For example, in the field of gray-box optimization [7], the model is usually provided as a prior, and hence the research belongs to model-based GAs, but may not be considered as model-building GAs. Even though the meanings of these two terms are different, such a difference does not affect the context of this paper.

Due to the success in application, researchers have put efforts into developing theoretical supports for MBGAs. Here we list some major research as background. The works in [8, 9] focused on the population sizing for model building. The work in [10] discussed building blocks from a practical point of view and empirically showed that the optimal problem decomposition, defined by minimum number of function evaluations, of the concatenated trap is indeed composed of subfunctions. The work in [11] analyzed the effect of imperfect model building. The works in [12, 13] focused on analyzing optimal mixing, a specific operator used in state-of-the-art MBGAs, among other operators. The works in [14, 15] went in another direction by discussing what linkage is and categorizing linkage learning into statistical and empirical ones.

All the aforementioned research, among others, has made significant progress in understanding MBGAs and helping the development of modern ones. However, because of the diverse and stochastic nature of GAs, the generality and rigorousness of algorithm-dependent analyses are usually limited. The purpose of this paper is to develop a formal mathematical framework to explain the working principles of MBGAs. To achieve generality, the proposed framework is algorithm-independent and focuses on the relationship between linkage and problem decomposition. The major contributions of this paper come as follows:

1. We propose a mathematical framework to investigate problem decomposition.
2. With the framework, we are able to obtain the following results.
 - The problem decomposition theorem states that the minimum decomposition directly relates to binary epistatic relations on genes.
 - The epistasis blanket theorem states that the alleles of genes can be correctly set as long as their epistatically related genes within a specific range are correctly set.
 - The global optima of nearly decomposable problems with bounded difficulty are PAC learnable.
3. We relate the framework to the working principles of MBGAs.

To the best of our knowledge, we are the first to propose a mathematical framework that provides a solid foundation for obtaining all the aforementioned results taking into consideration the concept of linkage, problem decomposition, and model building.

2 Epistasis and Its Properties

In this section, we formally define epistasis as used in this paper. Frequently used operators and symbols are also introduced. Using these symbols, we demonstrate several important properties of epistasis with commonly used test problems in the GA field, which are repeatedly referenced in the remainder of this paper.

2.1 Exemplified Test Problems

This subsection defines several test problems for discussion purposes. Specifically, these problems are the one-max (ONEMAX), the leading-ones (LEADINGONES), the concatenated trap (CTRAP), the cyclic trap (CYCTRAP), the concatenated needle-in-a-haystack (CNIAH), and the leading-traps (LEADINGTRAPS) problems. To eliminate the correlation between the decomposition and locus, all fitness functions are defined over $\vec{y} = (y_i)$, which is a permutation of the chromosome $\vec{x} = (x_i)$. Their formulae are listed in Table 1.

The reason for the choice is as follows. ONEMAX has long been used for theoretical analysis in the GA field. LEADINGONES, CTRAP, and CYCTRAP have been used as benchmark problems to test the ability/performance of GAs [16, 17]. CNIAH is used to demonstrate different types of epistasis through

Table 1: Fitness of the exemplified test problems. The latter four problems consist of m subproblems, each of which consists of 4 genes.

Name	<p style="text-align: center;">Fitness Function</p> $trap_4(b_0, \dots, b_3) = \begin{cases} 4 & \text{if } u_4 = 4 \\ 3 - u_4 & \text{otherwise} \end{cases}, \text{ and } u_4 = \sum_{j=0}^3 b_j$
ONEMAX	$f(\vec{y}) = \sum_{i=0}^{\ell-1} y_i$
LEADINGONES	$f(\vec{y}) = \sum_{i=0}^{\ell-1} \prod_{j=0}^i y_j$
CTRAP	$f(\vec{y}) = \sum_{i=0}^{m-1} trap_4(y_{4i}, \dots, y_{4i+3})$
CYCTRAP	$f(\vec{y}) = \sum_{i=0}^{m-1} trap_4(y_{3i}, \dots, y_{3i \oplus 3}), \text{ where } a \oplus b = (a + b) \bmod \ell$
CNIAH	$f(\vec{y}) = \sum_{i=0}^{m-1} niah_4(y_{4i}, \dots, y_{4i+3}), \text{ where } niah_4(b_0, \dots, b_3) = \begin{cases} 4 & \text{if } u_4 = 4 \\ 0 & \text{otherwise} \end{cases}$
LEADINGTRAPS	$f(\vec{y}) = \sum_{i=0}^{m-1} L_i \cdot trap_4(y_{4i}, \dots, y_{4i+3}), \text{ where } L_i = \begin{cases} 1 & \text{if } i = 0 \\ 1 & \text{if } i \geq 1 \text{ and } L_{i-1} = 1 \text{ and} \\ & trap_4(y_{4(i-1)}, \dots, y_{4(i-1)+3}) = 4 \\ 0 & \text{otherwise} \end{cases}$

comparison with CTRAP. We additionally define LEADINGTRAPS, which follows the concept of BLOCK-LEADINGONES in [18], to demonstrate the integration of these concepts through problem decomposition in optimizing complex problems.

The commonly used benchmark NK-landscape embeds an overlapping cyclic structure that is similar to CYCTRAP but is not adopted in this paper due to its nature of randomness in linkage. Other commonly used benchmark problems, such as the spin-glasses, maxSAT, maxCUT are not adopted for the same reason. One may, of course, apply the mathematical tools proposed in this paper to any particular instance of those problems, but the results are not guaranteed to be general due to the randomness.

2.2 Basic Operations

Here we make assumptions and define symbols. Important symbols used in this paper are summarized in Table 2. To start with, let the problem size (or equivalently the length of chromosomes) be ℓ and define V , where $|V| = \ell$, as the set of loci, indexed starting from 0. f is the fitness function, assumed to be maximization without loss of generality. g is the indexable vector of the unique global optimum (Assumption 1) under fitness f : $\forall v \in V, g[v] \in \{0, 1\}$. The allele of the global optimum at locus v is $g[v]$ with its complement being $\bar{g}[v]$.

Assumption 1. *The global optimum is unique.*

Assumption 1 is made so mainly for simplicity of derivations. If the problem contains multiple global optima, before long the population forms several clusters, where each cluster evolves toward each global optimum respectively [19], and hence the behavior of each cluster follows the conclusion of this paper to some extent.

We start our derivations with the following definitions of full/partial gene assignments and their coverages.

Definition 1. *Assignments and coverage*

- A **gene assignment** is a locus-allele pair (v, a) , where $v \in V$ and $a \in \{0, 1\}$.

Table 2: Important symbols and their meanings used in this paper.

f	The fitness function, assumed to be maximization.
V	The set of all loci $\{0, \dots, \ell - 1\}$, $ V = \ell$. (later used in graph).
g	The indexable vector of the unique global optimal pattern under fitness f . $\forall v \in V, g[v] \in \{0, 1\}$.
A	Assignment that is indexable with the wild card ‘*’ indicating no assignment at that locus. $\forall v \in V, A[v] \in \{0, 1, *\}$.
$\mathcal{C}(A)$	The coverage of an assignment A : The set of loci where the alleles are assigned in A .
$\Psi_A[v]$	The set of constrained optima at locus v with the constraint of assignment A . $\forall v \in V, \Psi_A[v] \in \{\{0\}, \{1\}, \{0, 1\}\}$.
$S \Rightarrow v$	S is $ S $ -epistatic to v .
$u \rightarrow v$	u is strictly epistatic to v .
$u \dashrightarrow v$	u is non-strictly epistatic to v .
$\mathcal{IN}^i(v)$	The set of vertices that connect to v with i edges. $\mathcal{IN}^*(v)$ is the set of vertices that connect to v .
$\mathcal{M}_{SO}(v)$	The minimum stationary optimum of locus v .
$\mathcal{M}_{SD}(u, v)$	The minimum stationary deception of epistasis $\{u\} \Rightarrow v$

- For all $v \in V$, the assignment $(v, g[v])$ is shortened to (v, g) and is called the **correct** assignment; likewise, the assignment $(v, \overline{g[v]})$ is shortened to (v, \overline{g}) and is called the **incorrect** assignment.
- An **assignment**, denoted by A , is a set of gene assignments. Multiple assignments for the same gene are not allowed. An assignment is a **full** assignment if every gene is assigned; otherwise, it is a **partial** assignment. For convenience, we make the assignment A indexable:

$$A[v] = \begin{cases} a, & \text{if } (v, a) \in A \\ *, & \text{otherwise.} \end{cases}$$

- A **batch assignment**: For convenience, we overload the symbol: $\{(S, a)\}$, where $S \subseteq V$ and $a \in \{0, 1\}$, to be equivalent to $\bigcup_{s \in S} \{(s, a)\}$. In addition, we often need to assign a batch of genes to be either the corresponding global optimal pattern or its complement. We denote $\bigcup_{s \in S} \{(s, g[s])\}$ by $\{(S, g)\}$ and $\bigcup_{s \in S} \{(s, \overline{g[s]})\}$ by $\{(S, \overline{g})\}$.
- The **coverage** of an assignment A is a set of loci whose alleles are assigned by A , denoted by $\mathcal{C}(A) = \{v \mid A[v] \neq *\}$. For a full assignment A , $|\mathcal{C}(A)| = \ell$.
- **Applying** assignment A to chromosome \vec{y} results in \vec{y}^A , where the alleles at loci specified in A are overridden.

The above definition of assignment resembles Holland’s notation of schema [1], from which we did borrow, but the meaning of the wild card ‘*’ is different. Here are examples of assignments. Let $\ell = 4$ and $A = \{(1, 0), (3, 1)\}$. Then we have $A[0] = *$, $A[1] = 0$, $A[2] = *$, $A[3] = 1$, and $\mathcal{C}(A) = \{1, 3\}$. One may also use the batch assignment to assign alleles. For example, $A = \{(\{1, 3\}, 1)\}$ indicates that $A[1] = A[3] = 1$ and $A[0] = A[2] = *$. Next, we define the constrained optima.

Definition 2. The **constrained optima** with the constraint of assignment A , denoted by Ψ_A , is a set of chromosomes with assignment A applied and with maximum fitness: For all $\psi \in \Psi_A$ and for all chromosome \vec{y} , we have $f(\psi) \geq f(\vec{y}^A)$. Let $\Psi_A[v]$ be the set of alleles at locus v of the constrained optima. $\forall v \in V$, $\Psi_A[v] \in \{\{0\}, \{1\}, \{0, 1\}\}$.

Note that, even though the global optimum is unique, the constrained optima may not be, and hence are denoted in the form of sets. For example, for a 4-bit CNIAH (only one subproblem), the constrained optima

with the constraint of assignment $\{(0, 0), (1, 0)\}$ is $\Psi_{\{(0,0),(1,0)\}} = \{0000, 0001, 0010, 0011\}$, while the global optimum 1111 is unique. In this example, $\Psi_{\{(0,0),(1,0)\}}[0] = \{0\}$ and $\Psi_{\{(0,0),(1,0)\}}[2] = \{0, 1\}$.

Definition 3. Evaluating an assignment Naturally, only full assignments are evaluable. For convenience, we make a partial assignment A also evaluable by evaluating the constrained optima given the constraint of assignment A . If there exist multiple optima given the constraint, the evaluation lies in either one of them since their fitness values are equal. Such evaluation is denoted by $f(A)$. Mathematically, $f(A) = f(\psi)$, where $\psi \in \Psi_A$.

If an assignment consists solely of a fragment of the global optimum, the constrained optimum with the assignment is the global optimum itself (Proposition 1). Next, a constrained optimum remains unchanged with additional constraints if the additional constraints come from the constrained optimum itself (Proposition 2). Their proofs are straightforward and are omitted here. Finally, Proposition 2 can be generalized to Proposition 3.

Proposition 1. $\forall S \subseteq V, \forall v \in V$, we have $\Psi_{\{(S,g)\}}[v] = \{g[v]\}$.

Proposition 2. $\forall A$ and $\forall v \in V$, $\Psi_A[v] = \{a\}$ implies $\Psi_{A \cup \{(v,a)\}} = \Psi_A$.

Proposition 3. $\forall A$ and $\forall v \in V$, $a \in \Psi_A[v]$ implies $\Psi_{A \cup \{(v,a)\}} \subseteq \Psi_A$.

Proof. For the case where $\Psi_A[v] = \{a\}$, the statement holds by Proposition 2.

For the case where $\Psi_A[v] = \{a, \bar{a}\}$, the additional constraint $\{(v, a)\}$ merely removes the patterns in $\Psi_{A \cup \{(v, \bar{a})\}}$ from Ψ_A , i.e., $\Psi_{A \cup \{(v, a)\}} = \Psi_A - \Psi_{A \cup \{(v, \bar{a})\}}$. Hence, $\Psi_{A \cup \{(v, a)\}} \subseteq \Psi_A$. \square

2.3 Epistasis

To investigate the properties of linkage, here we give the definition of epistasis used in this paper with previously defined mathematical notation.

Definition 4. Epistasis $S \Rightarrow v$

Suppose that $S \subseteq V - \{v\}$ and $v \in V$. S is an $|S|$ -**epistasis** to v , or S is $|S|$ -**epistatic** to v , if and only if $\forall s \in S$, there exists an assignment A with $\mathcal{C}(A) = S$, such that $\Psi_A[v] \neq \Psi_{A - \{(s, a)\}}[v]$, where $(s, a) \in A$. $|S|$ is the **order** of the epistasis. Such a relation is denoted by $S \Rightarrow v$.

We further categorize **order-1** epistases, $\{u\} \Rightarrow v$, into strict and non-strict ones:

- $u \rightarrow v$
This is the case for $\Psi_{\{(u,g)\}}[v] \cap \Psi_{\{(u,\bar{g})\}}[v] = \phi$. In other words, $\Psi_{\{(u,\bar{g})\}}[v] = \{\overline{g[v]}\}$ (note that $\Psi_{\{(u,g)\}}[v] = \{g[v]\}$ by Proposition 1). We say that u is **strictly** epistatic to v .
- $u \dashrightarrow v$
This is the case for $\Psi_{\{(u,g)\}}[v] \cap \Psi_{\{(u,\bar{g})\}}[v] \neq \phi$. In other words, $\Psi_{\{(u,\bar{g})\}}[v] = \{g[v], \overline{g[v]}\}$. We say that u is **non-strictly** epistatic to v .

Note that in the above definition, an empty set ϕ is not a 0-epistasis to any gene since it does not alter the optimal pattern at any locus. In short, $\forall v \in V$, $\phi \not\Rightarrow v$. In an 8-bit CTRAP, where [0-1-2-3] and [4-5-6-7] are two subproblems, {4, 5, 6} is 3-epistatic to 7. Note that the definition represents a many-to-one relation. One might think that a many-to-many relation would be more general. Nevertheless, stating that $\{a, b\}$ is epistatic to $\{c, d\}$ is semantically equivalent to stating that $\{a, b\}$ is epistatic to c and $\{a, b\}$ is epistatic to d .

There are many different possible ways to define epistasis to describe the concept of linkage, and each has its own benefits and drawbacks. Our definition is based on optimal patterns instead of based on a population of chromosomes with high fitness. One of the benefits is that such a definition is not related to any algorithms but to the problem itself, while the drawback is that we lose the possible benefits from the law of large numbers.

Also, the definition does not require the assignments to be complementary to the global optimum, i.e., for $\overline{g[v]} \in \Psi_A[v]$, A is not necessarily $\{(\mathcal{C}(A), \bar{g})\}$. The benefit is that such a definition is more general. Table 3 illustrates an example of a 3-bit problem where the top-5 best chromosomes are shown. In the example, $\{a, b\}$ is epistatic to c due to the assignment a to 0 and b to 1, while setting both a and b to 0 does not cause

Table 3: An example of epistasis where the assignment is not complementary to the global optimum. In this example, $\{a, b\} \Rightarrow c$ since $\Psi_{\{(a,0),(b,1)\}}[c] = \{0\}$, while $\Psi_{\{(a,0)\}}[c] = \{1\}$ and $\Psi_{\{(b,1)\}}[c] = \{1\}$.

a	b	c	Fitness
1	1	1	10
0	0	1	9
1	0	1	8
0	1	0	7
0	1	1	6
others			< 6

the optimal assignment at c to be 0. Finally, our definition requires each locus in S to be either essential to cause v incorrectly assigned to mislead the algorithm or essential to cause v correctly assigned such that the global optimum can be constructed. In other words, we disallow *hitchhikers* in the epistasis: $S \Rightarrow v$ does not imply that $\exists T \neq \phi, (S \cup T) \Rightarrow v$.

Next, we define strong and weak epistases as follows.

Definition 5. *Strong and weak epistases*

Given $S \Rightarrow v$, where $|S| \geq 2$, we call the epistasis **strong** if \forall nonempty $T \subset S, T \Rightarrow v$. The epistasis is **weak** if $\forall T \subset S, T \not\Rightarrow v$. For convenience, we define every 1-epistasis as strong.

Note that the above definition is not a dichotomy. Strong and weak epistases merely represent two extreme cases. Most epistases are neither strong nor weak. In *ctrap₄*, the epistasis $\{0, 1, 2\} \Rightarrow 3$ is strong since $\{0\} \Rightarrow 3, \{1\} \Rightarrow 3, \dots, \{0, 1\} \Rightarrow 3, \{0, 2\} \Rightarrow 3$, and so on. In the example of Table 3, the epistasis $\{a, b\} \Rightarrow c$ is weak, because $\{a\} \not\Rightarrow c$ and $\{b\} \not\Rightarrow c$.

Intuitively, strong epistases easily mislead the direction of optimization, but are also easily detectable. On the other hand, weak epistases may not greatly affect the optimization, and observing such epistases resembles finding the needle in a haystack. In general, a weak epistasis $S \Rightarrow v$ can be observed only when certain patterns of size $|S|$ and the corresponding patterns deviating from each pattern with one bit exist in the population. In addition, such an observation is easily disrupted. If any of the alleles in S is changed by crossover or mutation, the relation is not observable again. The argument here resembles the schema disruption by recombination in Holland’s schema theorem [1]. Therefore, the probability of observing a specific weak epistasis negatively relates to its order and generation and positively relates to the size of the initial population.

The following problem exemplifies the above argument of the observability of weak epistases. Consider a slightly modified ONEMAX problem:

$$\text{ONEMAX}'(\vec{x}) = \begin{cases} 1.5 & \text{if all genes are 0} \\ \text{ONEMAX}(\vec{x}) & \text{otherwise} \end{cases}$$

In the 100-bit ONEMAX', $\{0, 1, \dots, 98\} \Rightarrow 99$ is a weak 99-epistasis. Such an epistasis is only observable when all genes are 0. Even if it exists in the population, most crossover or mutation would disrupt the pattern and make it unobservable.

As a result, we argue that weak epistases do not affect the evolutionary process by much since they are not easily observable. To make our point, we conduct the following experiment. The problem is of 25 bits with fitness defined as $\text{ONEMAX}'(x_0, \dots, x_2) + \text{ONEMAX}'(x_3, \dots, x_6) + \text{ONEMAX}'(x_7, \dots, x_{11}) + \text{ONEMAX}'(x_{12}, \dots, x_{17}) + \text{ONEMAX}'(x_{18}, \dots, x_{24})$. The first block consists of three weak epistases of order 2 ($\{0, 1\} \Rightarrow 2, \{0, 2\} \Rightarrow 1$, and $\{1, 2\} \Rightarrow 0$), and likewise the last block consists of seven weak epistases of order 6. We then perform a simple GA on the problem with binary tournament selection, uniform crossover with probability 0.9, and bit-wise mutation with probability 0.01. To obtain stable results, all probabilities are averaged over 1000 independent runs. As shown on the left of Figure 1, the higher order of an epistasis is, the lower the probability is for it to be observed in the initial population. Also, such a probability increases with the population size. When the population is sufficiently large, the probability converges to a stable

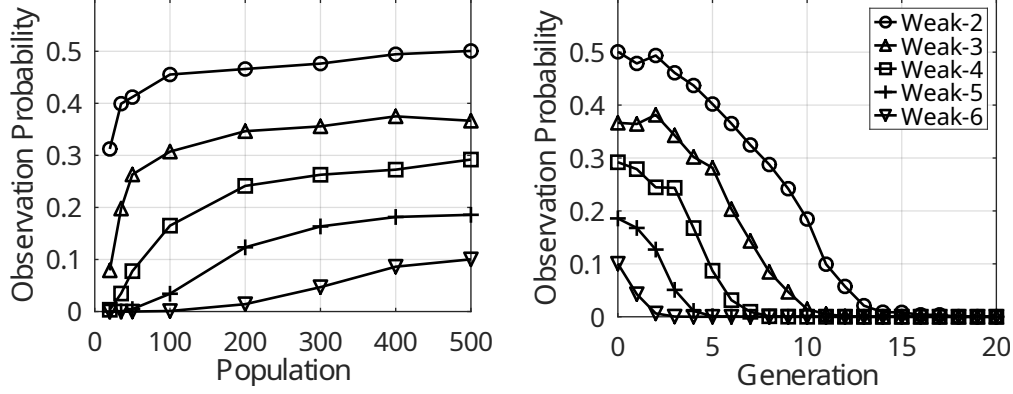


Figure 1: Probability of observing a specific weak epistasis in different initial populations and in different generations. The left is at generation 0 (initial population); and the right is with a population of size 500.

value, but still not 1 due to cross competition with other blocks. Such a probability drops rapidly with GA operators over generation as shown on the right of Figure 1.

Here, we assume that the problem-to-discuss does not contain weak epistasis (Assumption 2) for the rest of this paper. With the assumption, any composition of non-epistatic relations remains non-epistatic (Proposition 6).

Assumption 2. *The target problem does not contain weak epistasis.*

Proposition 4. *If every 2-epistasis to v is non-weak, ($\{a\} \not\Rightarrow v$ and $\{b\} \not\Rightarrow v$) implies $\{a, b\} \not\Rightarrow v$.*

Proof. Since every 2-epistasis to v is non-weak,

$\{a, b\} \Rightarrow v$ implies ($\{a\} \Rightarrow v$ or $\{b\} \Rightarrow v$), which is the contrapositive of the statement. \square

Proposition 5. *Suppose that every epistasis to v is non-weak. $S \Rightarrow v$ implies that $\exists s \in S, \{s\} \Rightarrow v$.*

Proof. $S \Rightarrow v$ is non-weak, so $\exists S' \subset S, S' \Rightarrow v$. Again, $S' \Rightarrow v$ is non-weak, so $\exists S'' \subset S', S'' \Rightarrow v$. Eventually, we have some $s \in S$ such that $\{s\} \Rightarrow v$. \square

Proposition 6. *Suppose that every epistasis to v is non-weak. Given $S \subseteq V$ where $\forall s \in S, \{s\} \not\Rightarrow v$, we have $\forall S' \subseteq S, S' \not\Rightarrow v$.*

Proof. Assume there exists $S' \subseteq S, S' \Rightarrow v$. By Proposition 5, $\exists s \in S', \{s\} \Rightarrow v$. Since $s \in S$, that leads to a contradiction. \square

The next two propositions state that the existence of epistasis is essential to make a constrained optimum differ from the global optimum.

Proposition 7. $\forall A, \forall v \notin \mathcal{C}(A), \overline{g[v]} \in \Psi_A[v]$ implies $\exists S \subseteq \mathcal{C}(A), S \Rightarrow v$. Furthermore, if no weak epistasis exists in the problem, the above condition implies $\exists s \in \mathcal{C}(A), \{s\} \Rightarrow v$.

Proof. Let A_{\min} be the minimum subset of A such that $\overline{g[v]} \in \Psi_{A_{\min}}[v]$. A_{\min} is nonempty because $\Psi_{\phi}[v] = \{g[v]\}$. Since A_{\min} is minimum, dropping any one more gene assignment makes the constrained optima different: $\forall (s, a) \in A_{\min}, \Psi_{A_{\min}}[v] \neq \Psi_{A_{\min} - \{(s, a)\}}[v]$. This fits the definition of epistasis, and hence we have $\mathcal{C}(A_{\min}) \Rightarrow v$, which makes the first claim of the proposition. The second claim is straightforward following Proposition 5. \square

Proposition 8. *For all assignments A and $R, \Psi_{A \cup R} \neq \Psi_R$ implies $\exists (s, a) \in A, \bar{a} \in \Psi_R[s]$.*

Proof. Assume the conclusion is not true: $\forall (s, a) \in A, \Psi_R[s] = \{a\}$. By Proposition 2, $\Psi_{A \cup R} = \Psi_R$, which leads to a contradiction. \square

In general, deciding all epistatic relations costs 2^ℓ function evaluations (full enumeration of the search space). If the global optimum is known in advance, a specific k -epistatic relation can be decided in $\Theta(2^k)$ evaluations. Capturing all k -epistases costs $\Theta(C_k^\ell)$ evaluations since all combinations of k loci need to be considered. If k is not known beforehand, capturing all epistases requires $\Theta(C_2^\ell + C_3^\ell + \dots + C_\ell^\ell) = \Theta(2^\ell)$ function evaluations. In other words, knowing the global optimum in advance does not reduce the number of evaluations needed. However, most modern MBGAs start with detecting low-order linkage and use that information to build up high-order linkage to reduce evaluations needed for model building. Here we use linkage as a general concept since different MBGAs detect different things, which also differ from the epistasis defined in this paper.

Proposition 5 states that any non-weak epistasis is comprised of at least one order-1 epistasis, which gives the theoretical support for building high-order epistasis from low-order ones. Such a property enables us to investigate the epistatic relations on the level of order-1, which results in the following definition of epistatic graph.

Definition 6. *Epistatic graph (EG) and in-closure*

- $G = (V, E)$ is called an **epistatic graph**, where $E = \{(u, v) \mid \{u\} \Rightarrow v\}$.
Illustratively, the edge is solid if $u \rightarrow v$; it is dashed if $u \dashrightarrow v$.
- $\mathcal{IN}(v) = \{u \mid \{u\} \Rightarrow v\}$; $\mathcal{IN}^i(v) = \{u \mid \exists w \in \mathcal{IN}^{i-1}(v) \text{ s.t. } \{u\} \Rightarrow w\}$ for $i > 1$, where $\mathcal{IN}^1(v) = \mathcal{IN}(v)$. For convenience, define $\mathcal{IN}^0(v) = \{v\}$ and overload $\mathcal{IN}(S) = \bigcup_{v \in S} \mathcal{IN}(v)$ for $S \subseteq V$.
- $\mathcal{IN}^*(v) = \bigcup_{i=0}^{\ell-1} \mathcal{IN}^i(v)$ is the in-closure of v .

Figure 2 illustrates the EGs of the six exemplified test problems. The EG of ONEMAX contains no edges since no epistasis exists between any pair of loci. The EG of LEADINGONES is a directed acyclic graph (DAG) with the adjacency matrix being entirely upper triangular, where a locus is non-strictly epistatic to each latter one. The EGs of CTRAP and CNIAH are quite similar. They both consist of m disjoint maximal cliques, each corresponding to a subfunction in the fitness function. The only difference is that the epistases in CTRAP are strict, while those in CNIAH are non-strict; that indicates different degrees of deception of the subfunctions. The EG of CYCTRAP is interesting. Non-overlapping loci in the same block are epistatic to each other, but not epistatic to the overlapping ones. An overlapping locus is epistatic to non-overlapping loci in its adjacent blocks. Note that while the fitness function seems non-separable, the in-closures are separable. We will discuss this later. Finally, the EG of LEADINGTRAPS consists of both strict and non-strict epistases. Loci in the same block form a maximal clique with strict epistases, while maximal cliques are non-strictly epistatic to others in a similar manner to that in LEADINGONES. The big dashed arrows between blocks in Figure 2 mean that each locus in the block is non-strictly epistatic to each locus in the next block.

An EG is essentially a collection of binary relations defined by epistasis. Adopting binary relations to describe higher-order relations is not new in the field of MBGA. To name a few, the Bayesian network in BOA [20]/hBOA [21]/ENBA [22], the dependency structure matrix in DSMGA-I [23]/II [17], the linkage tree detection in LT-GOMEA [24], and the variable-interaction graph in gray-box optimization [25] are all binary relations. Their mechanisms/definitions are somewhat different. Here we adopt binary relations with strong reasons, and the definitions enable the derivations in the rest of this paper.

3 Problem Decomposition and Epistatic Graph

Modern MBGAs utilize models to achieve problem decomposition. Based on the schema theorem [1], short, low-order, and highly fit schemata are favored during the GA process and are considered as *building blocks* to be recombined for obtaining potentially better solutions [26]. Probably because the term building block originates from the aspect of analyzing algorithmic behavior, doubts about the existence of building blocks, the aggregation of building blocks, whether GAs work via identifying and exchanging building blocks, *etc.*, have not been dispelled [27, 28], while a lot of effort, including studies on linkage and MBGAs, has been made during the past decades [4, 5].

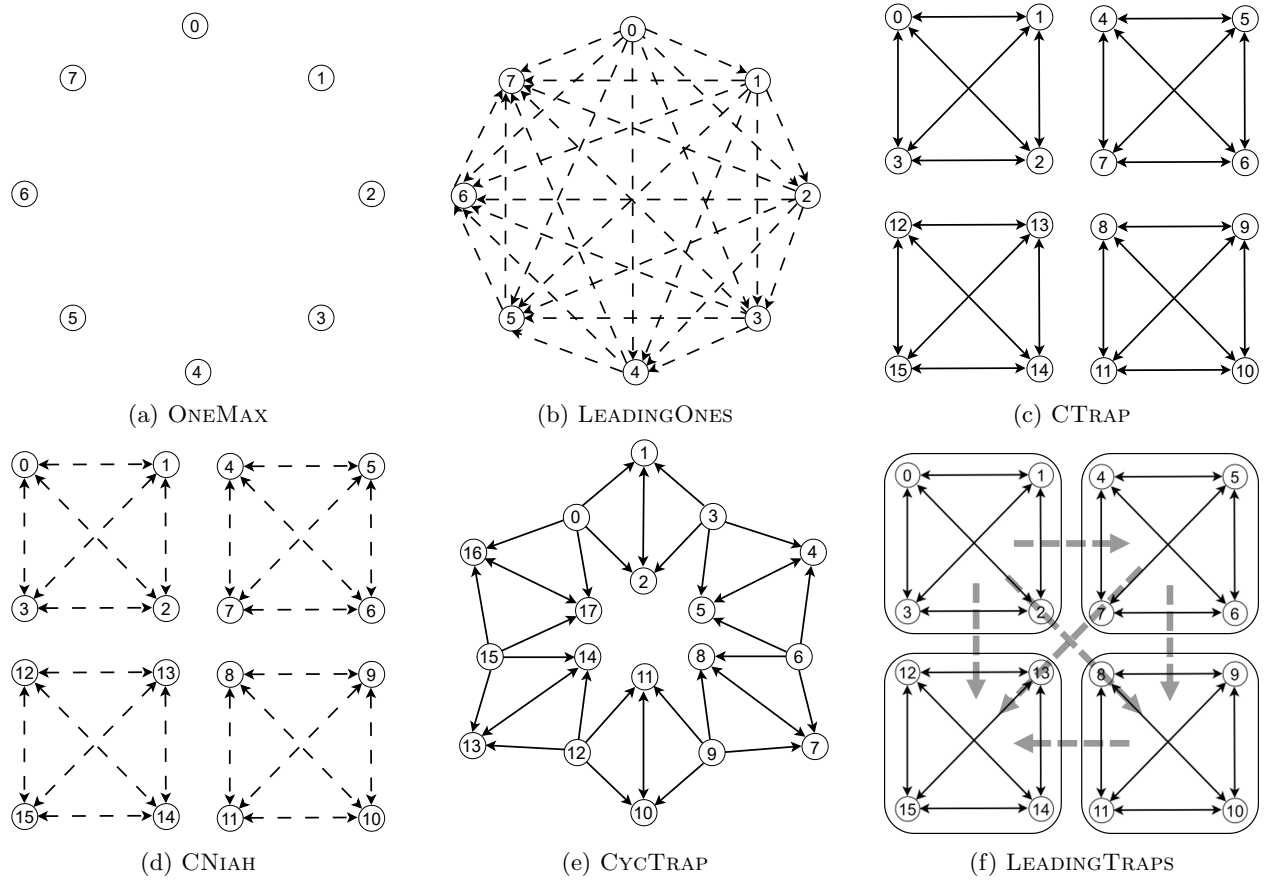


Figure 2: Epistasis graphs of the exemplified test problems.

Equipped with the formalized mathematical constructs, established according to the nature and properties of the underlying problem by using EGs, proposed in Section 2, we are now enabled to formalize the concept of building blocks, and on such a ground, whether or how a problem may be decomposed can be discussed and quantified. Thus, we may be able to fill a gap in the theoretical development of GAs in this regard and provide a foundation for further research investigations and GA design guidelines.

This section proposes the problem decomposition theorem which strongly relates problem decomposition to EGs. Specifically, the in-closures of EGs provide a foundation of atomic components for problem decomposition. Then this section shows that there exists a way of decomposition such that the global optimum can be found in polynomial time if the sizes of the strongly connected components (SCCs) in the EG of the given problem are bounded by the logarithm of the problem size.

3.1 Stationary Optima

The nature of GAs rewards promising fragments during recombination by providing the recombined chromosomes with different survival rates according to the fitness function. If we take this idea to the extreme, we can consider those fragments that do not reduce fitness no matter which chromosomes they are pasted to. We call such a fragment a stationary optimum formally defined as follows.

Definition 7. A *stationary optimum* (SO) is a nonempty assignment A with the following property: No matter how one assigns the alleles unspecified by A , the gene assignments on the loci specified by A remain superior to all other assignments on the same coverage.

Mathematically, for all assignments $A' \neq A$ where $\mathcal{C}(A') = \mathcal{C}(A)$ and for all remaining assignments R where $\mathcal{C}(A) \cup \mathcal{C}(R) = V$, we have $f(A \cup R) > f(A' \cup R)$.

An obvious stationary optimum is the global optimum. In general, the stationary optimum may not be unique; however, it is unique under the assumption that the global optimum is unique (Assumption 1). Following Definition 7, we can know that for an SO, for any locus, the allele is either unassigned or assigned the allele of the global optimum:

Proposition 9. For any SO A , $\forall v, A[v] = g[v]$ or $*$.

Proof. Suppose that $A[v] = \overline{g[v]}$ for some $v \in V$.

Let $W = V - \mathcal{C}(A)$ be the set of remaining loci. Since $\{(V, g)\}$ is the unique global optimum, $f(\{(C(A), g)\} \cup \{(W, g)\}) > f(A \cup \{(W, g)\})$, which makes A not stationarily optimal. \square

Furthermore, we can also derive that in-closures of any loci are SOs if the underlying problem does not contain weak epistasis.

Lemma 10. If the problem does not contain weak epistasis, for all $v \in V$, the assignment $A = \{\mathcal{IN}^*(v), g\}$ is stationarily optimal.

Proof. Suppose that A is not stationarily optimal.

There exists an assignment R at loci unspecified by A , i.e., $\mathcal{C}(R) \cap \mathcal{IN}^*(v) = \phi$, such that the constrained optima with constraint R differ from A at some loci specified in A . Let w be one such locus: $w \in \mathcal{C}(A)$ and $\Psi_R[w] \neq \{A[w]\}$. Since w is assigned to $g[w]$ in A , we have $\overline{g[w]} \in \Psi_R[w]$.

Given that all epistases in the problem are non-weak, by Proposition 7, $\exists r \in \mathcal{C}(R)$, $\{r\} \Rightarrow w$. Since $w \in \mathcal{IN}^*(v)$ and $r \notin \mathcal{IN}^*(v)$, that leads to a contradiction. \square

Next, we are interested in the *minimum stationary optimum* (MSO) defined as follows.

Definition 8. The *minimum stationary optimum* of locus v , denoted by $\mathcal{M}_{SO}(v)$, is a stationary optimum with v assigned, having the minimum size.

For example, in ONEMAX, $\mathcal{M}_{SO}(v) = \{(v, 1)\}$ for all $v \in V$. In the 8-bit CTRAP, $\mathcal{M}_{SO}(0) = \mathcal{M}_{SO}(1) = \mathcal{M}_{SO}(2) = \mathcal{M}_{SO}(3) = \{(0, 1), (1, 1), (2, 1), (3, 1)\}$, and $\mathcal{M}_{SO}(4) = \mathcal{M}_{SO}(5) = \mathcal{M}_{SO}(6) = \mathcal{M}_{SO}(7) = \{(4, 1), (5, 1), (6, 1), (7, 1)\}$. One may think that multiple assignments may fit the definition of $\mathcal{M}_{SO}(v)$. However, the following theorem states that under our assumptions, $\mathcal{M}_{SO}(v)$ is unique for each $v \in V$ since its coverage is the in-closure of v . This is our first major result.

Theorem 11 (Problem Decomposition Theorem). *If the problem does not contain weak epistasis, $\mathcal{C}(\mathcal{M}_{SO}(v)) = \mathcal{IN}^*(v)$ for all $v \in V$.*

Proof. First, we prove by contradiction the fact that for any stationary optimum A , $\forall v \in \mathcal{C}(A)$, $u \notin \mathcal{C}(A)$, we have $\{u\} \not\Rightarrow v$. Suppose that there exist $v \in \mathcal{C}(A)$ and $u \notin \mathcal{C}(A)$ such that $\{u\} \Rightarrow v$. Because $\Psi_{\{(u,g)\}}[v] = \{g[v]\}$ (Proposition 1), by the definition of epistasis, we have $\overline{g[v]} \in \Psi_{\{(u,\overline{g})\}}[v]$. We also know that $A[v] = g[v]$ by Proposition 9. Since the definition of SO requires the assignment $(v, g[v])$ to be strictly superior, we have a contradiction.

Next, we claim that $\mathcal{IN}^*(v) - \mathcal{C}(\mathcal{M}_{SO}(v)) = \phi$. Otherwise, there exist $u \notin \mathcal{C}(\mathcal{M}_{SO}(v))$ and $w \in \mathcal{C}(\mathcal{M}_{SO}(v))$ such that $\{u\} \Rightarrow w$, which contradicts with the aforementioned fact since $\mathcal{M}_{SO}(v)$ is a stationary optimum. As a result, $\mathcal{IN}^*(v) \subseteq \mathcal{C}(\mathcal{M}_{SO}(v))$. On the other hand, we know that $\{\mathcal{IN}^*(v), g\}$ is an SO by Lemma 10, which means $\mathcal{C}(\mathcal{M}_{SO}(v)) \subseteq \mathcal{IN}^*(v)$. Putting them together makes $\mathcal{C}(\mathcal{M}_{SO}(v)) = \mathcal{IN}^*(v)$. \square

Under the assumption that the global optimum is unique, we also know the assignment on $\mathcal{M}_{SO}(v)$.

Corollary 12. $\mathcal{M}_{SO}(v) = \{(\mathcal{IN}^*(v), g)\}$.

We now apply the corollary to our exemplified test problems. In ONEMAX, each in-closure is simply one single vertex, and hence $\mathcal{M}_{SO}(v) = \{(v, 1)\}$. In LEADINGONES, the in-closure of v consists of all its preceding vertices including itself, and hence $\mathcal{M}_{SO}(v) = \{(\{0, 1, \dots, v\}, 1)\}$. In CTRAP and CNIAH, the in-closures are the maximal cliques, and hence $\mathcal{M}_{SO}(v) = \{(\{i, i+1, i+2, i+3\}, 1)\}$, where $i = 4\lfloor v/4 \rfloor$. In LEADINGTRAPS, the in-closures are similar to those in LEADINGONES, but in modulo 4; $\mathcal{M}_{SO}(v) = \{(\{0, 1, \dots, 4\lfloor v/4 \rfloor + 3\}, 1)\}$. As for CYCTRAP, the situation is a bit complicated. Taking a look at Figure 2(e), one may think $\mathcal{M}_{SO}(2) = \{(\{0, 1, 2, 3\}, 1)\}$, where the coverage is the in-closure of locus 2, according to the corollary. However, it requires at least three blocks for a set to be stationarily optimal, *e.g.*, $\mathcal{M}_{SO}(2) = \{(\{0, 1, \dots, 9\}, 1)\}$, whose coverage consists of $4 + 3 + 3 = 10$ loci. This is because CYCTRAP consists of weak epistases of order 2. For example, $\{2, 4\} \Rightarrow 3$, while $\{2\} \not\Rightarrow 3$ and $\{4\} \not\Rightarrow 3$. Nevertheless, once we have an MSO (of 10 loci); with additional 3 loci from the adjacent block, it forms another SO (of 13 loci); again, with another additional 3 loci from the adjacent block, it forms yet another SO (of 16 loci). This observation gives a strong hint of problem decomposition for CYCTRAP, which is later addressed in Section 3.2.

The previous section elaborated that under certain assumptions, important characteristics can be captured by binary relations between genes, and subsequently EG is defined. Here, the problem decomposition theorem (Theorem 11) plays an important role in gluing two concepts together: problem decomposition and the epistatic graph. To the best of our knowledge, this is the first formal proof showing that problem decomposition is related to the concept of linkage in general.

3.2 Problems That Can Be Solved via Proper Decomposition in Polynomial Time with Known EGs

Note that even if the problem is decomposable, MSO can still be large. For example, LEADINGONES can be solved bit-by-bit in the correct order; while $\mathcal{C}(\mathcal{M}_{SO}(0)) = \{0\}$ and $\mathcal{C}(\mathcal{M}_{SO}(99)) = \{0, 1, \dots, 99\}$. This observation strongly suggests that the algorithm should start from the smallest MSO. With the EG provided, such a proper order can be decided. This subsection discusses those problems that can be solved in polynomial time if their EGs are known.

In an *additively separable* problem, subproblems are disjoint. One of the characteristics of additively separable problems is that the global optimum can be found via partial enumeration in polynomial time with the problem structure known in advance. For example, if the problem consists of m disjoint subproblems of k bits, $2^k m$ function evaluations are sufficient to obtain the global optimum with 2^k evaluations on each subproblem.

The above idea can be carried on problems that are not additively separable to some extent. Let tuple $D = (d_0, d_1, \dots, d_{|D|-1})$ be a partition of set V . Consider the partial enumeration algorithm (PE) shown in Algorithm 1, which takes $\sum_{i=0}^{|D|-1} 2^{|d_i|}$ function evaluations. With the input $D = (V)$, the algorithm reduces to a full enumeration algorithm that obtains the global optimum by 2^ℓ function evaluations, which is exponential to the problem size. Next, we show that under certain conditions, PE returns the global optimum in polynomial time with an appropriate partition D .

Algorithm 1: Partial Enumeration (PE)

Input: $D = (d_0, d_1, \dots, d_{|D|-1})$: a partition of V
Output: A chromosome that aims to be the global optimum

- 1 Randomly initialize a chromosome \vec{y} .
- 2 **for** $i = 0, 1, \dots, |D| - 1$ **do**
- 3 **for each** A in all $2^{|d_i|}$ possible assignments **do**
- 4 **if** $f(\vec{y}^A) > f(\vec{y})$ **then**
- 5 $\vec{y} \leftarrow \vec{y}^A$
- 6 **return** \vec{y}

3.2.1 Acyclic EG

For problems whose EGs are DAGs, let $D = (\{v_0\}, \{v_1\}, \dots, \{v_{|V|-1}\})$ be a partition of V , where $v_i \in V$ follows a topological order: $\forall 0 < i < |V|, \{v_i\} \not\# v_{i-1}$. PE takes 2ℓ function evaluations on the input D . We claim that PE returns the global optimum on such an input D as well.

Theorem 13. *The allele of v_i is assigned to $g[v_i]$ for all i in PE on input $D = (\{v_0\}, \{v_1\}, \dots, \{v_{|V|-1}\})$ where $\forall 0 < i < |V|, \{v_i\} \not\# v_{i-1}$.*

Proof. Prove by induction.

- Base: v_0 is correctly set to $g[v_0]$ by PE since $\mathcal{C}(\mathcal{M}_{SO}(v_0)) = \{v_0\}$.
- Induction hypothesis: v_j is set to $g[v_j]$ for all $j < i$.
- Now consider v_i . Let $V_i = \bigcup_{j \leq i} v_j$. Since $\mathcal{C}(\mathcal{M}_{SO}(v_i)) = \mathcal{IN}^*(v_i)$, we have $\mathcal{M}_{SO}(v_i) \subseteq V_i$. When PE decides the allele on v_i , all other alleles in $\mathcal{M}_{SO}(v_i)$ have been correctly decided (induction hypothesis), so v_i is correctly assigned to $g[v_i]$.

By the principle of mathematical induction, the statement holds for all $i \geq 0$. □

The problems ONEMAX and LEADINGONES fall into this category (Figure 2). In ONEMAX, every gene is independent of the others. The order does not matter, and hence PE returns the global optimum. In LEADINGONES, according to the topological order of the EG, PE decides the alleles from the first gene to the last gene, and that results in the global optimum.

3.2.2 EG with boundedly sized SCCs

Next, we show that problems can be solved in polynomial time if the SCCs in their EGs are with bounded sizes. This is because, after graph condensation, the resulted component graph is a DAG, we can then use a similar approach as in Section 3.2.1. The following theorem formally states such a property. Figure 3 illustrates the component graphs of CTRAP, CNIAH, CYCTRAP, and LEADINGTRAPS. Since there does not exist any SCC of size greater than 1 in the EGs of ONEMAX and LEADINGONES, their component graphs are identical to their EGs.

Theorem 14. *If the SCCs in the EG are with the sizes of $O(\log \ell)$, there exists a partition D of set V for PE to return the global optimum within $\ell^{O(1)}$ function evaluations.*

Proof. Let $G_c = (V_c, E_c)$ be the component graph of the EG with all SCCs contracted to vertices. Since G_c is a DAG, let $Q = (q_0, q_1, \dots, q_{|V_c|-1})$ be a topological order of V_c such that $\forall 0 < i < |V_c|, (q_i, q_{i-1}) \notin E_c$. Finally, let $D = (d_0, d_1, \dots, d_{|V_c|-1})$ be the partition of V corresponding to Q , i.e., the contraction of d_i is q_i for all i . Next, we prove the following properties.

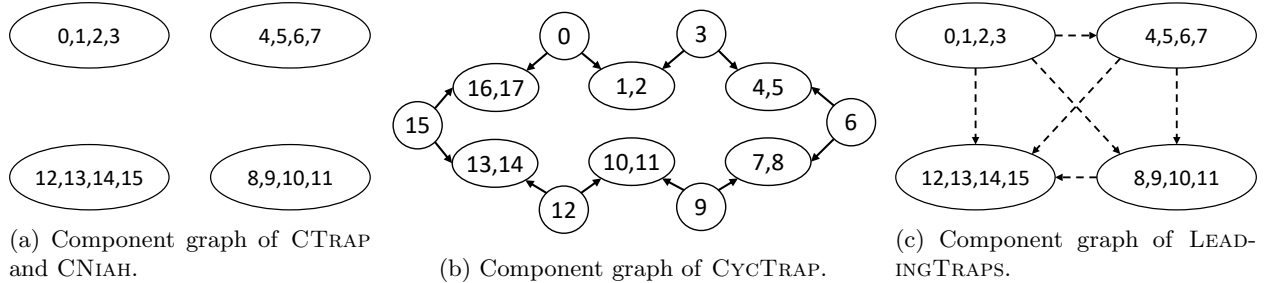


Figure 3: Graph condensation resulted in the component graph, which is a DAG.

1. The number of function evaluations consumed by PE with D as input is $\ell^{O(1)}$. Each d_i corresponds to one single vertex in the component graph G_c , where each vertex represents either one vertex or one SCC in EG. Therefore, $|d_i| = O(\log \ell)$. The number of function evaluations in the inner loop of Algorithm 1 is $O(2^{|d_i|}) = \ell^{O(1)}$. Given that $|D| = O(\ell)$, the total number of function evaluations is then $\ell^{O(1)}$.
2. The algorithm returns the global optimum. Since Q follows a topological order and D is its correspondence, the alleles in the component graph are correctly assigned by Theorem 13. As a result, the algorithm returns the global optimum.

From what has been mentioned above, the statement holds. \square

In summary, if the SCCs of EG have sizes that are bounded by the logarithm of the problem size, the global optimum can be obtained via partial enumeration in polynomial time with an appropriate order. Since the sizes of SCCs in an acyclic graph are either 0 or 1 depending on the definition of reachability, the above conclusion also applies to acyclic graphs. We believe the concept here reflects the term “nearly decomposable problems with bounded difficulty” [29, 30]. In addition, the partitions of the component graph (SCCs) correspond to the idea of building blocks [3, 30].

Note that CYCTRAP contains weak epistases, so the way of constructing a sequence of partitions for PE via component graphs does not directly apply to CYCTRAP. Nevertheless, as pointed out before, the partition $(\{0, 1, \dots, 9\}, \{10, 11, 12\}, \{13, 14, 15\}, \dots)$ still enables PE to find the global optimum for CYCTRAP. This observation indicates that some non-additively separable problems can still be solved using a decomposition method that appears to work only on additively separable problems. Such a message is also carried on LEADINGTRAPS, in which case the decomposition can be fully explained by the tools developed in this paper. However, finding an appropriate partition for problems like CYCTRAP requires further investigation into weak epistases, which is beyond the scope of this paper.

One may find that the setting in this section resembles that of NP. If we partition V in a non-deterministic way, there exists a way to decompose the problem such that the global optimum can be found in polynomial time. Alternatively, we can view the way of constructing D in the proof of Theorem 14 as an *oracle*. As shown in this section, knowing EG in advance provides a sufficient condition for such an oracle to be realizable; further investigation is needed for the necessary conditions. Nevertheless, the next section shows that without the oracle, or the EG, the global optima of such problems are PAC learnable with additional requirements.

4 Global Optima of Nearly Decomposable Problems with Bounded Difficulty Are PAC Learnable

The previous section proved the existence of the partial enumeration sequence to solve nearly decomposable problems in polynomial time, or equivalently, assuming the problem structure (EG) is known in advance. In this section, we show that even without knowing the problem structure, the global optima of nearly decomposable problems with bounded difficulty can still be found in polynomial time and are probably approximately correctly (PAC) learnable [31].

4.1 Extreme Balanced Accuracy and PAC

To relate optimization with PAC, we need to state clearly what the hypothesis space is.

Definition 9. A *hypothesis* is a function that takes a chromosome as input, outputs TRUE if the chromosome is globally optimal, and outputs FALSE otherwise: $h : X \rightarrow B$, where chromosome $\vec{x} \in X$ and $B = \{\text{TRUE}, \text{FALSE}\}$. The *hypothesis space* H is a set of hypotheses.

Since in optimization, the two classes (global optima or not) are usually imbalanced, we consider the *balanced accuracy* (BACC) in the PAC definition:

$$BACC = \frac{1}{2}(\text{sensitivity} + \text{specificity}).$$

In addition, since most optimization algorithms terminate when *any* one of the global optima is reached, we define the *extreme sensitivity* based on the ordinary sensitivity:

$$\text{sensitivity}^* = [\text{sensitivity} > 0],$$

where $[Q]$ is the Iverson bracket, which is 1 when Q is TRUE and 0 when Q is FALSE. The extreme balanced accuracy (EBACC) is then defined as

$$EBACC = \frac{1}{2}(\text{sensitivity}^* + \text{specificity}).$$

Under the assumption where the global optimum is unique (Assumption 1), EBACC of any hypothesis that incorrectly identifies the unique optimum is less than $\frac{1}{2}$ (because $\text{sensitivity}^* = 0$ and $\text{specificity} < 1$). EBACC of the hypothesis that correctly identifies the unique optimum is 1.

Originally, a concept is PAC learnable if there exists an algorithm that outputs a hypothesis with an average error less than or equal to ϵ with probability $1 - \delta$ in time polynomial to $\frac{1}{\epsilon}$, $\frac{1}{\delta}$, and the size of samples [31]. With the definition of EBACC, the global optimum of an optimization problem is PAC learnable if there exists an algorithm that achieves EBACC of $1 - \epsilon$ with probability $1 - \delta$ consuming (fitness) function evaluations polynomial to $\frac{1}{\epsilon}$, $\frac{1}{\delta}$, and the problem size ℓ .

4.2 The Global Optimum Is PAC Learnable

Consider a routine TESTSO (Algorithm 2) that tests via enumeration whether a given set S is the coverage of an SO based on a population P with n randomly generated chromosomes. It returns FALSE if S is not and returns TRUE with the optimal assignment if S is. Intuitively, the larger n is, the more accurate the test can be. TESTSO always returns TRUE on SOs by definition.

Algorithm 2: TESTSO(S, P)

Input: $S \subseteq V$; P : a population containing n chromosomes

Output: TRUE/FALSE and an assignment on S

```

1 for each chromosome in  $P$  do
2   Enumerate all  $2^{|S|}$  assignments on  $S$  in the chromosome; record the assignment that is superior
   to all others as  $A$ ; return (FALSE,  $\phi$ ) if no such assignment exists.
3   if  $A$  changes between iterations then
4     return (FALSE,  $\phi$ )
5 return (TRUE,  $A$ )

```

Proposition 15. If the input S is the coverage of an SO (including MSO), TESTSO always returns TRUE with the correct assignment A for any $n \geq 1$. Consequently, if S is the coverage of an SO minus a set S' and the loci in S' are correctly assigned in all n chromosomes, TESTSO always returns TRUE.

Algorithm 3 sketches an iterative partial enumeration algorithm (IPE). The idea is to try all combinations of loci in ascending order by size; assign and freeze the alleles of the combination as the stationary superior pattern if such a pattern is found; the procedure does not terminate until all combinations of unassigned loci are tested. If TESTSO keeps failing to find the superior pattern, the value of k keeps increasing until $k = \ell$, which causes TESTSO to perform a full enumeration and return with the global optimum assignment. Also, early incorrect assignments may cause TESTSO to fail to find any SO on the remaining loci, which causes IPE to return FAILURE. We will show that this is unlikely to happen on nearly decomposable problems with bounded difficulty when n is sufficiently large.

Algorithm 3: Iterative Partial Enumeration (IPE)

Input: n : the number of samples
Output: a full assignment or FAILURE

- 1 Generate a population P with n chromosomes by uniformly randomly assigning alleles.
- 2 $U \leftarrow V$
- 3 $k \leftarrow 1$
- 4 **while** $k \leq |U|$ **do**
- 5 **for** each $S \subseteq U$ where $|S| = k$ **do**
- 6 $(foundSO, A) = \text{TESTSO}(S, P)$
- 7 **if** $foundSO$ is TRUE **then**
- 8 Apply assignment A to all n chromosomes in P .
- 9 $k \leftarrow 1$
- 10 $U \leftarrow U - S$
- 11 **if** U is empty **then**
- 12 **return** the assignment of a chromosome in P .
- 13 **if** none of $S \subseteq U$ where $|S| = k$ makes $foundSO$ TRUE **then**
- 14 $k \leftarrow k + 1$
- 15 **return** FAILURE

IPE is, of course, by no means a GA. Nevertheless, their working principles are similar in many aspects. First, they both adopt a population. Second, TESTSO in IPE imitates the survival-of-the-fittest behavior in an extreme manner. IPE adopts the mechanism of partial enumeration, which does not appear in most GAs. However, as long as the size of partial enumeration is bounded such that all patterns occurring in the partial enumeration exist in a sufficiently large population with a high probability, GAs can perform similar recombination without partial enumeration. This is the key argument in the supply theory [32] in GA. Finally, IPE invokes TESTSO on sets of loci in ascending order by size. This corresponds to the fact that shorter fragments tend to converge faster than longer ones in GAs due to a more sufficient initial supply and fewer competitors in general.

In IPE, whenever TESTSO returns FALSE, U remains unchanged. For ease of analysis, we define several terms as follows based on the i -th time that TESTSO returns TRUE.

Definition 10.

- Let S_i be the set S at the i -th time that TESTSO returns TRUE.
- Let U_i be the set U immediately after the i -th time that TESTSO returns TRUE in Algorithm 3 ($U_0 = V$ and $S_i \subseteq U_i$).
- Let $\mathcal{T}_i(v) = \mathcal{C}(\mathcal{M}_{SO}(v)) - (V - U_i)$, which is the set of remaining unassigned loci of the MSO.

Now we start analyzing the size of S_i . The following proposition states that the size of S_i is upper bounded by $\min_{v \in U_i} |\mathcal{T}_i(v)|$.

Proposition 16. *If $V - U_i$ is correctly assigned, $|S_i| \leq \min_{v \in U_i} |\mathcal{T}_i(v)|$.*

Proof. The statement holds because TESTSO returns TRUE on the input $S = \mathcal{T}_i(v)$ for all $v \in U_i$, given $V - U_i$ is correctly assigned (Proposition 15), and IPE tests S in ascending order by size. \square

To practically upper bound the size of S_i , next we show that $\min_v |\mathcal{T}_i(v)|$ is upper bounded when the size of SCCs and the maximum in-degree are upper bounded. In the rest of this paper, we often need to refer to the above condition to ensure decomposability, and hence we give the following definition.

Definition 11. The *decomposition difficulty* of the problem (or EG) is $\max(k_{SCC}, k_{in} + 1)$, where

- the maximum size of SCCs of its EG is k_{SCC} , and
- the maximum in-degree of its EG is k_{in} .

Note that the minimum decomposition difficulty is 1, which corresponds to the case of ONEMAX. We deliberately add one to the maximum in-degree to conceptually map the decomposition difficulty to the size of building blocks.

Proposition 17. For any EG with decomposition difficulty of k , we have $\min_v |\mathcal{IN}^*(v)| \leq k$.

Proof. Consider an arbitrary vertex v and its in-closure $\mathcal{IN}^*(v)$. Either of the following conditions holds.

1. $\exists u \in \mathcal{IN}^*(v), v \notin \mathcal{IN}^*(u)$.
2. $\forall u \in \mathcal{IN}^*(v), v \in \mathcal{IN}^*(u)$.

For any vertex v that belongs to case 1, we have $\mathcal{IN}^*(u) \subset \mathcal{IN}^*(v)$. The minimum in-closure does not occur at vertex v ; instead, it only occurs at some vertex that belongs to case 2. For any v in case 2, we know that $\mathcal{IN}^*(u) = \mathcal{IN}^*(v)$ and that v and u belong to the same SCC, which is exactly their in-closures. Since the maximum size of SCCs is less than or equal to k , the statement holds. \square

Finally, we have $|S_i|$ upper bounded by a constant under the following conditions.

Lemma 18. In IPE, if the decomposition difficulty of the problem is k and $V - U_i$ is correctly assigned, we have $|S_i| \leq k$.

Proof. Consider the subgraph of the EG defined on U_i , namely G_i . The decomposability of G_i is less than or equal to k . Note that $\mathcal{T}_i(v) = \mathcal{C}(\mathcal{M}_{SO}(v)) - (V - U_i)$ is the coverage of MSO of the subproblem defined on U_i . The minimum size, $\min_{v \in U_i} |\mathcal{T}_i(v)|$, is less than or equal to k according to Proposition 17. We then have $|S_i| \leq k$ directly by Proposition 16. \square

Note that even if $V - U_i$ is correctly assigned, S_i is not necessarily $\mathcal{T}_i(\operatorname{argmin}_{v \in U_i} |\mathcal{T}_i(v)|)$. TESTSO may return TRUE on S_i smaller than that, but the question is that whether TESTSO returns TRUE with the correct assignment, $A = \{(S_i, g)\}$.

We call the next theorem the *epistasis blanket theorem*, which is one of our major results. It states that given a set of loci, as long as the 1st tier of in-nodes is set correctly, there exists a specific assignment on the 2nd tier of in-nodes that guarantees the correct gene assignments on that given set of loci belong to the constrained optima no matter what the assignment is on the remaining loci.

Theorem 19 (Epistasis Blanket Theorem). $\forall S \subseteq V, \forall R$, we have $g[s] \in \Psi_{\{(\mathcal{IN}(S) - S, g)\} \cup R}[s]$ for all $s \in S$, where R is an arbitrary assignment with the coverage $\mathcal{C}(R) = V - S - \mathcal{IN}(S) - \mathcal{IN}^2(S)$.

Proof. Suppose the claim is not true. $\exists R$ with $\mathcal{C}(R) = V - S - \mathcal{IN}(S) - \mathcal{IN}^2(S)$, $\Psi_{\{(\mathcal{IN}(S) - S, g)\} \cup R}[s] = \{\overline{g[s]}\}$ for some $s \in S$. Now we keep dropping gene assignments until the assignment on constraint is minimum while the constrained optimal assignment at s remains $\overline{g[s]}$: $\Psi_{\{(S', g)\} \cup R'}[s] = \{\overline{g[s]}\}$, where $S' \subseteq \mathcal{IN}(S) - S$, $R' \subseteq R$, and $S' \cup \mathcal{C}(R')$ is minimum. Note that S' cannot be empty; otherwise, $\Psi_{R'}[s] = \{\overline{g[s]}\}$ indicates that $\exists r \in \mathcal{C}(R'), \{r\} \Rightarrow s$ (Proposition 7), which makes $r \in \mathcal{IN}(S)$. Also, R' cannot be empty since we know that $\Psi_{\{(S', g)\}}[s] = \{\overline{g[s]}\}$.

Since the size of such an assignment is minimum, and both S' and R' are nonempty, $\Psi_{\{(S', g)\} \cup R'} \neq \Psi_{R'}$. By Proposition 8, $\exists s' \in S', \overline{g[s']} \in \Psi_{R'}[s']$. By Proposition 7, $\exists r \in \mathcal{C}(R')$ such that $\{r\} \Rightarrow s'$. However, we have $r \notin \mathcal{IN}^2(S)$ and $s' \in \mathcal{IN}(S)$, which leads to a contradiction. \square

Note that if $\mathcal{IN}(S) = S$, we have $\mathcal{IN}^*(S) = S$. In this case, the blanket theorem is reduced to Lemma 10 (an in-closure is stationarily optimal): S is an in-closure, and no matter what the remaining assignment is on $V - S$, the assignment $\{(S, g)\}$ remains optimal.

Under the condition specified in the blanket theorem, for all $s \in S$, at least one constrained optimum contains $g[s]$ at locus s . These $g[s]$ may distribute over different constrained optima for different s . However, when only one optimal pattern exists on S with the constraint, it must contain all $g[s]$ for all s .

Corollary 20. $\forall S \subseteq V, \forall R, |\Psi_{\{(\mathcal{IN}(S)-S, g)\} \cup R}[s]| = 1$ for all $s \in S$ implies that $\psi[s] = \{g[s]\}$ for all $s \in S$ and for all $\psi \in \Psi_{\{(\mathcal{IN}(S)-S, g)\} \cup R}$, where R is an arbitrary assignment with the coverage $\mathcal{C}(R) = V - S - \mathcal{IN}(S) - \mathcal{IN}^2(S)$.

With the epistasis blanket theorem and its corollary, we can upper bound the probability of TESTSO being mistaken given the decomposition difficulty is k .

Lemma 21. *Suppose the decomposition difficulty is k . In IPE, the probability of TESTSO returning TRUE but S_i is not correctly assigned, i.e., the returned assignment is not $\{(S_i, g)\}$, is less than or equal to $e^{-n/2^{k^2+k^3}}$.*

Proof. First, we consider any time when TESTSO is invoked with either TRUE or FALSE returned. By Theorem 19, as long as $\mathcal{IN}(S) - S$ is set to g , there exists an assignment A on $\mathcal{IN}^2(S) - \mathcal{IN}(S) - S$ such that for all $s \in S$, at least one constrained optimum has $g[s]$ at s no matter what the remaining assignment R is on $V - S - \mathcal{IN}(S) - \mathcal{IN}^2(S)$.

Under the above condition, $|\Psi_{\{(\mathcal{IN}(S)-S, g)\} \cup R}[s]| > 1$ for any $s \in S$ causes TESTSO to return FALSE. For TESTSO to return TRUE, $|\Psi_{\{(\mathcal{IN}(S)-S, g)\} \cup R}[s]|$ must be 1 for all $s \in S$, and the constrained optimal pattern on S is $\{(S, g)\}$ (Corollary 20).

When TESTSO returns TRUE, the input S is defined as S_i . For TESTSO to return TRUE but with incorrect assignment on S_i , the assignment $\{(\mathcal{IN}(S_i) - S_i, g)\} \cup A$ must not exist in the population. An upper bound of such a probability can be calculated since we know $|S_i| \leq k$ (Lemma 18), in-degree $< k$, $|\{(\mathcal{IN}(S_i) - S_i, g)\} \cup A| \leq k^2 + k^3$, and that the chromosomes are uniformly randomly initialized:

$$Pr \leq \left(1 - \frac{1}{2^{k^2+k^3}}\right)^n.$$

With $(1 - \frac{x}{n})^n \leq e^{-x}$, $Pr \leq e^{-n/2^{k^2+k^3}}$. □

Furthermore, the probability of IPE failing to find the global optimum is upper bounded as follows.

Lemma 22. *If the decomposition difficulty of the problem is k , IPE returns the global optimum with probability greater than or equal to $(1 - e^{-n/2^{k^2+k^3}})^\ell$.*

Proof. Whenever TESTSO returns TRUE, IPE assigns and fixes the alleles on at least one locus. Therefore, at most ℓ invocations of TESTSO return TRUE.

Let α_i be the event of the i -th time that TESTSO returns TRUE. Let β_i be the event of the returned assignment being correct at the i -th time that TESTSO returns TRUE.

The probability of IPE returning the global optimum is then $Pr(\bigwedge_i (\beta_i | \alpha_i))$. Note that these events occur in a sequential manner. Once β_i occurs, the corresponding alleles are correctly assigned and fixed and hence do not affect the remaining alleles in any way. We can think of those corresponding vertices as pruned from the EG and do not affect the remaining graph anymore. As a result, these events become independent chronologically, and the probability is equivalent to $\prod_i Pr(\beta_i | \alpha_i)$. We already have the bound of $1 - Pr(\beta_i | \alpha_i)$ in Lemma 21, which leads to the conclusion of the statement. □

With all the analyses above, now we are ready to link the whole thing with PAC learning.

Theorem 23. *If the decomposition difficulty of the problem is $O(1)$, IPE returns the global optimum with probability $(1 - \delta)$ within the number of function evaluations polynomial to ℓ and $\frac{1}{\delta}$ with an appropriate n .*

Proof. Let the decomposition difficulty be k . By Lemma 22, the probability that IPE returns the global optimum is greater than or equal to $\left(1 - e^{-n/2^{k^2+k^3}}\right)^\ell$.

For $0 < p < 1$, $(1 - p)^\ell \geq 1 - \ell p$, and we desire the probability greater than or equal to a threshold.

$$\left(1 - e^{-n/2^{k^2+k^3}}\right)^\ell \geq 1 - \ell \cdot e^{-n/2^{k^2+k^3}} \geq 1 - \delta.$$

Solving the latter inequality yields

$$n \geq 2^{k^2+k^3} \cdot \left(\ln \ell + \ln \frac{1}{\delta}\right).$$

The above n is sufficiently large for IPE to return the global optimum with probability greater than or equal to $(1 - \delta)$. The total number of function evaluations can be calculated as follows. The outer loop terminates when U becomes empty, and each time that TESTSO returns TRUE, $|U|$ is decremented by at least 1. Let $|S_i| = k_i$. The number of the invocations of TESTSO is at most $(C_1^\ell + C_2^\ell + \dots + C_{k_0}^\ell) + (C_1^\ell + C_2^\ell + \dots + C_{k_2}^\ell) + \dots + (C_1^\ell + C_2^\ell + \dots + C_{k_t}^\ell)$, where $t < \ell$ is the number of outer iterations. Since all $k_i \leq k$ (Lemma 18), the number of the invocations of TESTSO is $O(\ell^{k+1})$.

Each invocation costs $O(n2^k)$ function evaluations, which makes the total number of function evaluations

$$O\left(2^{k+k^2+k^3} \ell^{k+1} \cdot \left(\ln \ell + \ln \frac{1}{\delta}\right)\right).$$

Since k is a constant, this is equivalent to

$$O\left(\ell^{k+1} \cdot \left(\ln \ell + \ln \frac{1}{\delta}\right)\right),$$

which is polynomial to ℓ and $\frac{1}{\delta}$. □

Finally, with the definition of PAC for optimization in Section 4.1, we have the following corollary, which is a special case where $\epsilon = 0$.

Corollary 24. *The global optima are PAC learnable for problems with decomposition difficulty of $O(1)$.*

5 PAC-learnable MSOs Provide A Way to Achieve Model Building

If the global optimum is PAC learnable, MSOs are also PAC learnable. Once the global optimum is obtained, one can check all pairwise epistases in polynomial time by perturbing alleles to construct the EG. Then all in-closures can be obtained in polynomial time as well, which correspond to MSOs (Theorem 11).

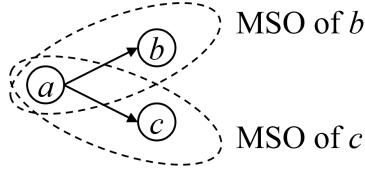
However, that is not how MBGAs¹ work. Instead, it is quite the opposite: MBGAs build models to decompose the problems and then recombine chromosomes with promising partitions, possibly MSOs, to construct the optimum. In this section, we focus on how the model can be built and how the problem is decomposed. Specifically, we show that under certain conditions, the decomposition follows a topological order, MSOs are also PAC learnable, and bounded in-degree is sufficient to bound the decomposition difficulty.

5.1 Decomposition Follows A Topological Order

The next theorem states that as long as TESTSO correctly identifies SO, S_i follows a topological order.

Theorem 25. *In IPE, if $\forall i \leq t$, $S_i = \mathcal{T}_i(v)$ for $v \in U_i$ with minimum $|\mathcal{T}_i(v)|$, at the t -th time that TESTSO returns TRUE immediately before line 10 (subtracting S_t from U_t), $\forall u \in U_t - S_t$, $s \in S_t$, we have $\{u\} \not\# s$.*

¹Here we mean model-building GAs.



a	b	c	Fitness
1	1	1	10
1	1	0	9
1	0	1	9
1	0	0	8
0	0	0	7
0	1	0	6
0	0	1	6
others			< 6

Figure 4: In this problem, $a \rightarrow b$ and $a \rightarrow c$. $\mathcal{IN}^*(a) = \{a\}$, $\mathcal{IN}^*(b) = \{a, b\}$, and $\mathcal{IN}^*(c) = \{a, c\}$.

Proof. Given S_i is as such, we know that alleles in all S_i for $i \leq t$ are correctly assigned (Proposition 15). Now that S_t combined with some assigned loci is the coverage of an MSO and that an MSO is an in-closure, we have that if $\{u\} \Rightarrow s$ for some $s \in S_t$, u must be assigned. Contrapositively, since all loci in $U_t - S_t$ are not yet assigned, the statement holds. \square

Note that in IPE, S_i can be much smaller than the coverage of an MSO. Also note that Algorithm 3 always starts TESTSO with the minimum size. For example, the size of MSO in LEADINGONES can be as large as ℓ (MSO of the last gene), while the size of S_i is merely 1 if the decomposition follows a topological order. In other words, the decomposition starts from $\mathcal{T}_0(0) = \mathcal{C}(\mathcal{M}_{SO}(0)) = \{0\}$, then $\mathcal{T}_1(1) = \mathcal{C}(\mathcal{M}_{SO}(1)) - \mathcal{C}(\mathcal{M}_{SO}(0)) = \{1\}$, and eventually $\mathcal{T}_{99}(99) = \mathcal{C}(\mathcal{M}_{SO}(99)) - \mathcal{C}(\mathcal{M}_{SO}(98)) = \{99\}$.

Note that MSOs can partially overlap, but S_i still form a partition sequence in a topological order. We have seen that MSOs are disjoint as in ONEMAX, CTRAP, and CNIAH, or that one is a subset of another as in LEADINGONES and LEADINGTRAPS. Now consider the fitness shown in Figure 4. In this problem, $a \rightarrow b$ and $a \rightarrow c$. $\mathcal{M}_{SO}(a) = \{(a, 1)\}$, $\mathcal{M}_{SO}(b) = \{(a, 1), (b, 1)\}$, and $\mathcal{M}_{SO}(c) = \{(a, 1), (c, 1)\}$. In this case, $\mathcal{T}_0(a) = \{a\}$, $\mathcal{T}_0(b) = \{a, b\}$, and $\mathcal{T}_0(c) = \{a, c\}$; S_0 is the minimum of them, which causes $S_0 = \{a\}$. After that, the allele of a is fixed, and a is removed from U , which causes $\mathcal{T}_1(b) = \{b\}$ and $\mathcal{T}_1(c) = \{c\}$. Now S_1 can be either $\mathcal{T}_1(b)$ or $\mathcal{T}_1(c)$ since they are both minimum. As a result, both $(\{a\}, \{b\}, \{c\})$ and $(\{a\}, \{c\}, \{b\})$ provide as proper decomposition sequences to this problem. This is intuitive if we take a look at the fitness table: it is highly likely that a converges to 1 first; b and c converge after that.

5.2 MSOs Are PAC Learnable If The Maximum Order of Epistases Is $O(1)$

Before proceeding, here we need to introduce another concept which is like the opposite of stationary optimum:

Definition 12. A *stationary deception* of epistasis $\{u\} \Rightarrow v$ (either $u \rightarrow v$ or $u \dashrightarrow v$) is an assignment A where $A[u] = \overline{g[u]}$, $v \notin \mathcal{C}(A)$ such that for all assignment R on the remaining loci, i.e., $\mathcal{C}(R) = V - \mathcal{C}(A) - \{v\}$, we have $\overline{g[v]} \in \Psi_{A \cup R}[v]$.

Stationary deception always exists as long as the epistasis $\{u\} \Rightarrow v$ exists. A nearly full assignment that corresponds to one of the constrained optima in $\Psi_{\{(u, \overline{g})\}}$ minus the assignment at v is one such example (in this case, $R = \phi$). Similarly, we can define the minimum of stationary deceptions as follows.

Definition 13. A *minimum stationary deception* of epistasis $\{u\} \Rightarrow v$, denoted by $\mathcal{M}_{SD}(u, v)$, is a stationary deception with a minimum coverage. If there exist multiple minima, we mean an arbitrary one.

Intuitively, the set of loci in the minimum stationary deception of $\{u\} \Rightarrow v$ is also epistatic to v . The following proposition formally states this property.

Proposition 26. $\mathcal{C}(\mathcal{M}_{SD}(u, v)) \Rightarrow v$.

Proof. By definition, $\overline{g[v]} \in \Psi_{\mathcal{M}_{SD}(u, v)}[v]$. Since $\mathcal{M}_{SD}(u, v)$ is minimum, dropping any one more gene assignment makes the constrained optima different: $\forall (s, a) \in \mathcal{M}_{SD}(u, v)$, $\Psi_{\mathcal{M}_{SD}(u, v)}[v] \neq \Psi_{\mathcal{M}_{SD}(u, v) - \{(s, a)\}}[v]$. This fits the definition of epistasis, and hence we have $\mathcal{C}(\mathcal{M}_{SD}(u, v)) \Rightarrow v$. \square

The next theorem states that MSOs are also PAC learnable without obtaining the global optimum in advance. However, one additional condition is required: The maximum order of epistases is $O(1)$.

Theorem 27. *Suppose that (1) the decomposition difficulty is k_d , (2) the maximum order of epistases is k_e , and (3) $\forall u \in U_i - S_i, \forall s \in S_i, \{u\} \not\Rightarrow s$, the probability of TESTSO returning TRUE while $S_i \neq \mathcal{T}_i(\text{argmin}_{v \in U_i} |\mathcal{T}_i(v)|)$ is less than or equal to $e^{-n/\max(2^{k_e}, 2^{k_d^2+k_d^3})}$.*

Proof. The premise implies that $\mathcal{IN}(S)$ and $\mathcal{IN}^2(S)$ are not assigned yet. If $S_i \neq \mathcal{T}_i(\text{argmin}_{v \in U_i} |\mathcal{T}_i(v)|)$, S_i contains (if not is) only part of an in-closure since TESTSO returns TRUE on $\mathcal{T}_i(\text{argmin}_{v \in U_i} |\mathcal{T}_i(v)|)$. Therefore, there exist $u \notin S_i$ and $v \in S_i$ such that $\{u\} \Rightarrow v$. By definition, $\overline{g[v]} \in \Psi_{\{(u, \overline{g})\}}[v]$. Now consider the minimum stationary deception of the epistasis $\mathcal{M}_{SD}(u, v)$. Since $\mathcal{C}(\mathcal{M}_{SD}(u, v))$ is epistatic to v by Proposition 26, $|\mathcal{M}_{SD}(u, v)| \leq k$ by premise.

$\mathcal{M}_{SD}(u, v)$ is a stationary deception which causes the optimal assignment at v to be $\overline{g[v]}$. On the other hand, the blanket theorem (Theorem 19) states that as long as $\mathcal{IN}(S_i) - S_i$ is set correctly, there exists an assignment A on $\mathcal{IN}^2(S_i) - \mathcal{IN}(S_i) - S_i$ that makes the constrained optimal pattern $g[v]$ at locus v . As long as these two assignments, $\mathcal{M}_{SD}(u, v)$ and $\{(\mathcal{IN}(S_i) - S_i, g)\} \cup A$, exist in the population, TESTSO returns FALSE.

Let event α be the event that a randomly generated chromosome contains the assignment of the minimum stationary deception. Let event β be the event that a randomly generated chromosome contains the assignment of the blanket. We have probabilities of events α and β lower bounded by constants greater than zero:

$$Pr(\alpha) \geq \frac{1}{2^{k_e}} \text{ and } Pr(\beta) \geq \frac{1}{2^{k_d^2+k_d^3}}.$$

Let event α' be the event that a half of the population does not contain the assignment of the minimum stationary deception; let event β' be the event that the other half of the population does not contain the assignment of the blanket. Finally, let event γ be the event of not having both assignments in the whole population. Since γ entails $(\alpha'$ and $\beta')$, we know that the probability of γ is less then or equal to the joint probability of α' and β' . In addition, we know that events α' and β' are independent from the semantic. As a result, the following inequalities hold.

$$\begin{aligned} \text{IClPr}(\gamma) &\leq Pr(\alpha' \wedge \beta') = Pr(\alpha') \cdot Pr(\beta') \\ &\leq \left(1 - \frac{1}{2^{k_e}}\right)^{n/2} \cdot \left(1 - \frac{1}{2^{k_d^2+k_d^3}}\right)^{n/2} \\ &\leq e^{-n/2^{1+k_e}} \cdot e^{-n/2^{1+k_d^2+k_d^3}} \\ &= e^{-n \cdot (1/2^{1+k_e} + 1/2^{1+k_d^2+k_d^3})} \\ &\leq e^{-n/\max(2^{k_e}, 2^{k_d^2+k_d^3})}. \end{aligned}$$

□

Now we know with these conditions, S_i is highly probably the minimum $\mathcal{T}_i(v)$ for some $v \in U_i$. Figure 5 illustrates such an ideal decomposition of LEADINGTRAPS. While the MSOs can still be large, *e.g.*, the coverages of MSOs of loci 12, 13, 14, and 15 are $\{0, 1, \dots, 15\}$, the size of each S_i is bounded by the size of the corresponding SCC.

Theorems 25 and 27 satisfy each other's premise in a spiral manner. At the beginning of IPE, none of loci is assigned, so the decomposition-following-topological-order premise of Theorem 27 holds, and S_0 is highly probably $\mathcal{T}_0(\text{argmin}_{v \in U_0} |\mathcal{T}_0(v)|)$. Theorem 25 then states that such a topological order continues, making S_1 highly probably $\mathcal{T}_1(\text{argmin}_{v \in U_1} |\mathcal{T}_1(v)|)$, and so on.

Now we reach a conclusion similar to that of Lemma 21. Following similar derivations (omitted here) in Theorem 23, we have $\mathcal{T}_i(v)$ PAC-learnable. Since an MSO is a union of consecutive $\mathcal{T}_i(v)$, this implies that MSOs are PAC-learnable.

Corollary 28. *MSOs of the problem with decomposition difficulty of $O(1)$ are PAC learnable if the maximum order of epistases is $O(1)$.*

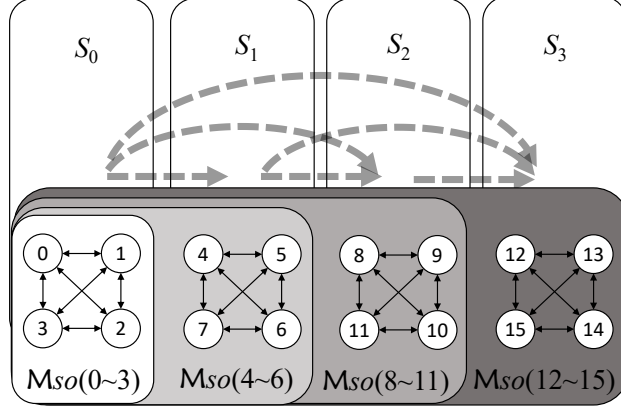


Figure 5: Ideal decomposition of LEADINGTRAPS. When the decomposition difficulty and the order of epistasis are bounded by a constant, this happens with a high probability.

Note that if we are only interested in deciding whether a given set is the coverage of an MSO, we can discard the part of partial enumeration and merely invoke TESTSO on that set. In this case, the term ℓ^{k+1} in Theorem 23 is removed, and k can be loosened as long as 2^k or $2^{k^2+k^3}$ is polynomial to ℓ depending on the context of k . We loosely call it PAC decidable as it is correctly decidable with probability $(1 - \delta)$ in time polynomial to $\frac{1}{\delta}$ and the problem size.

Corollary 29. *MSOs are PAC decidable if decomposition difficulty is $O(\log^{1/3} \ell)$ and the maximum order of epistasis is $O(\log \ell)$.*

5.3 Maximum In-degree Upper Bounds The Decomposition Difficulty on EGs with Only Strict Epistases

Recall that the decomposition difficulty is defined according to both the maximum in-degree and the maximum size of SCCs (Definition 11). However, if the EG contains only strict epistases (Assumption 3), bounded in-degree implies boundedly sized SCCs. We start the derivations by first defining epistatic equivalency.

Assumption 3. *The EG of the problem contains only strict epistases.*

Definition 14. *u and v are **epistatically equivalent** if $u \rightarrow v$ and $v \rightarrow u$.*

If two vertices are epistatically equivalent, the strictly epistatic relation propagates as follows.

Lemma 30. *Given that u and v are epistatically equivalent, $u \rightarrow w$ implies $v \rightarrow w$.*

Proof. Since $u \rightarrow v$, by definition $\Psi_{\{(u,\bar{g})\}}[v] = \{\overline{g[v]}\}$. By Proposition 2, we have $\Psi_{\{(u,\bar{g})\}} = \Psi_{\{(u,\bar{g}), (v,\bar{g})\}}$. Likewise, since $v \rightarrow u$, we have $\Psi_{\{(v,\bar{g})\}} = \Psi_{\{(u,\bar{g}), (v,\bar{g})\}}$. As a result, $\Psi_{\{(v,\bar{g})\}}[w] = \Psi_{\{(u,\bar{g})\}}[w]$. Since $u \rightarrow w$, by definition $\Psi_{\{(u,\bar{g})\}}[w] = \{\overline{g[w]}\}$. From above, we also have $\Psi_{\{(v,\bar{g})\}}[w] = \{\overline{g[w]}\}$, and hence $v \rightarrow w$. \square

With these tools, we show that cycles only occur in cliques and that maximal cliques do not share any common vertex. The derivations start by showing that there are no chordless cycles except those of size 2, in which case $u \rightarrow v$ and $v \rightarrow u$. Because chordless cycles are not well defined in directed graphs, here we give mathematical expressions of what we mean by that.

Definition 15. *Consider the following cycle $v_0 \rightarrow v_1 \rightarrow \dots \rightarrow v_{c-1} \rightarrow v_0$, where $\forall i, v_i \in V$ and $c \leq \ell$ is the size of the cycle. For convenience, define $a \oplus b$ as the result of $(a + b)$ modulo c , and $a \ominus b$ as the result of $(a - b)$ modulo c . We call the cycle **chordless** if $\forall i, \forall j \neq i \oplus 1, v_i \not\rightarrow v_j$.²*

²By this definition, in the cycle $a \rightarrow b \rightarrow c \rightarrow a$, edge $b \rightarrow a$ is considered a chord.

Lemma 31. *There is no chordless cycle of size greater than 2 in the EG.*

Proof. Suppose that there exists a chordless cycle of size greater than 2. There exist three adjacent vertices on the cycle, namely $v_{i\ominus 1}$, v_i , and $v_{i\oplus 1}$. Let (a, b, c) denote the assignment where the alleles of $v_{i\ominus 1}$, v_i , and $v_{i\oplus 1}$ are set to a , b , and c , respectively.

Since $v_{i\ominus 1} \rightarrow v_i$ and $v_{i\ominus 1} \not\rightarrow v_{i\oplus 1}$, $(\overline{g[v_{i\ominus 1}]}, \overline{g[v_i]}, \overline{g[v_{i\oplus 1}]})$ occurs in $\Psi_{\{(v_{i\ominus 1}, \overline{g})\}}$.

Since $v_i \rightarrow v_{i\oplus 1}$ and $v_i \not\rightarrow v_{i\ominus 1}$, $(\overline{g[v_{i\oplus 1}]}, \overline{g[v_i]}, \overline{g[v_{i\ominus 1}]})$ occurs in $\Psi_{\{(v_i, \overline{g})\}}$.

We can conclude that $f(\{(v_i, v_{i\oplus 1}, \overline{g})\}) > f(\{(v_{i\ominus 1}, v_i, \overline{g})\})$; otherwise, we would have $v_i \rightarrow v_{i\ominus 1}$. Since i is arbitrary and the relation is cyclic, eventually we have $f(\{(v_i, v_{i\oplus 1}, \overline{g})\}) > f(\{(v_i, v_{i\oplus 1}, \overline{g})\})$, which leads to a contradiction. \square

Next, we show that all cycles occur only in cliques.

Lemma 32. *Cycles only occur in cliques.*

Proof. Consider the cycle $v_0 \rightarrow v_1 \rightarrow \dots \rightarrow v_{c-1} \rightarrow v_0$. Prove by induction on c .

1. Base:

- $c = 1$. There is no cycle.
- $c = 2$. The cycle itself is a clique.
- $c = 3$. By Lemma 31, there exists a chord. Without loss of generality, let the chord be $v_1 \rightarrow v_0$. Since v_0 and v_1 are epistatically equivalent, $v_1 \rightarrow v_2$ implies $v_0 \rightarrow v_2$ by Lemma 30. Now that v_0 and v_2 are epistatically equivalent, $v_0 \rightarrow v_1$ implies $v_2 \rightarrow v_1$, making v_0 , v_1 and v_2 a clique.

2. Induction hypothesis: The statement holds for $c \leq i$.

3. Consider $c = i + 1$. By Lemma 31, there exists a chord. Without loss of generality, let the chord be $v_z \rightarrow v_0$, where $1 \leq z \leq i - 1$.

First, we claim that the whole cycle contains two splitting cliques sharing v_0 , namely C_1 and C_2 , as follows.

- $z = 1$.
 v_0 and v_1 are epistatically equivalent. $v_1 \rightarrow v_2$ implies $v_0 \rightarrow v_2$. $C_1 = v_0 \rightarrow v_2 \rightarrow v_3 \rightarrow \dots \rightarrow v_i \rightarrow v_0$ is a cycle of size i , which is a clique by the induction hypothesis. Therefore, we have $v_2 \rightarrow v_0$ making $C_2 = v_0 \rightarrow v_1 \rightarrow v_2 \rightarrow v_0$ a cycle of size 3, which is the base case, and hence C_2 is also a clique.
- $z > 1$.
Let C_1 denote $v_0 \rightarrow v_1 \rightarrow \dots \rightarrow v_z \rightarrow v_0$. C_1 is a cycle of size $z + 1$. Since $z + 1 \leq i$, by the induction hypothesis, C_1 is a clique, and hence $v_0 \rightarrow v_z$.
Now consider $C_2 = v_0 \rightarrow v_z \rightarrow v_{z+1} \rightarrow \dots \rightarrow v_i \rightarrow v_0$. C_2 is a cycle of size $i - z + 2$. Again, $i - z + 2 \leq i$ due to $z > 1$, and hence C_2 is also a clique by the induction hypothesis.

Now consider any two vertices v_a and v_b in the whole cycle. If both v_a and v_b belong to the same clique, we have $v_a \rightarrow v_b$ and $v_b \rightarrow v_a$. If v_a and v_b belong to different cliques, let $v_a \in C_1$ and $v_b \in C_2$ without loss of generality. Since C_1 is a clique, v_0 is either v_a or is epistatically equivalent to v_a . Since C_2 is a clique, $v_0 \rightarrow v_b$. By Lemma 30, $v_a \rightarrow v_b$. Symmetrically, $v_b \rightarrow v_a$. Since a and b are arbitrary, v_0, v_1, \dots, v_i form a clique of size $i + 1$.

By the principle of mathematical induction, the statement holds for all sizes of cycles. \square

Corollary 33. *None of the maximal cliques share common vertices.*

Proof. Suppose two maximal cliques C_1 and C_2 share a common vertex v . Consider another vertex $u \neq v$ in C_2 . Since every vertex in C_1 is epistatically equivalent to v , $v \rightarrow u$ implies that every vertex in C_1 is strictly epistatic to u (Lemma 30). Symmetrically, u is epistatically equivalent to v , which makes u strictly epistatic to every vertex in C_1 . As a result, C_1 and u form a clique which makes C_1 non-maximal, and this leads to a contradiction. \square

Table 4: Summary of major results under different preconditions.

Global assumptions:	<ul style="list-style-type: none"> • Unique global optimum • The problem does not contain weak epistasis 								
Preconditions:	<table style="border: none; width: 100%;"> <tr> <td>(A) EG is known</td> <td>(B) EG contains only strict epistases</td> </tr> <tr> <td>(C) size of SCCs is $O(1)$</td> <td>(D) size of SCCs is $O(\log^{1/3} \ell)$</td> </tr> <tr> <td>(E) in-degree is $O(1)$</td> <td>(F) in-degree is $O(\log^{1/3} \ell)$</td> </tr> <tr> <td>(G) order of epistases is $O(1)$</td> <td>(H) order of epistases is $O(\log \ell)$</td> </tr> </table>	(A) EG is known	(B) EG contains only strict epistases	(C) size of SCCs is $O(1)$	(D) size of SCCs is $O(\log^{1/3} \ell)$	(E) in-degree is $O(1)$	(F) in-degree is $O(\log^{1/3} \ell)$	(G) order of epistases is $O(1)$	(H) order of epistases is $O(\log \ell)$
(A) EG is known	(B) EG contains only strict epistases								
(C) size of SCCs is $O(1)$	(D) size of SCCs is $O(\log^{1/3} \ell)$								
(E) in-degree is $O(1)$	(F) in-degree is $O(\log^{1/3} \ell)$								
(G) order of epistases is $O(1)$	(H) order of epistases is $O(\log \ell)$								

Preconditions	Results
(A)+(D) or (A)+(B)+(F)	Global optimum can be obtained in polynomial time
(C)+(E) or (B)+(E)	Global optimum is PAC learnable
(C)+(E)+(G) or (B)+(E)+(G)	MSOs are PAC learnable
(D)+(F)+(H) or (B)+(F)+(H)	MSOs are PAC decidable

If a problem consists of only non-weak strict epistases, the cycles in SCCs occur only in cliques. That makes SCCs maximal cliques, and they do not share common vertices. In other words, such a problem embodies a quality to that of additively separable problems in terms of optimization, even if its fitness function is defined on overlapping subfunctions.

Theorem 34. *If the maximum in-degree is k of an EG that contains only non-weak strict epistases, the maximum size of SCCs is $k + 1$, and consequently, the decomposition difficulty is $k + 1$.*

Proof. Since cycles occur only in cliques, all SCCs are maximal cliques, and hence the statement holds. \square

Non-strict epistases occur only when there exist different chromosomes with equal fitness value(s), which is often the case for combinatorial problems. For non-combinatorial problems, such as the NK-landscape, the fitness is real-valued, and the values are rarely equal. On those problems with only strict epistases, bounded maximum in-degree implies bounded decomposition difficulty, and the aforementioned PAC learnable properties apply.

6 Conclusion

In this paper, we gave a formal definition of epistasis to represent the concept of linkage. With the definition, we proved several theorems showing the working principles of MBGAs. Specifically, we would like to highlight two important theorems among others developed in this paper. The problem decomposition theorem formally relates the problem decomposition in GA to the concept of linkage by stating that the minimum stationary optima are the in-closures in the epistatic graph of the problem. The epistasis blanket theorem states that as long as a small portion of loci that are epistatic (the 1st and 2nd tiers) to the target loci are set in a particular pattern, the stationary optimal pattern at the target loci is indeed the global optimal pattern no matter what the remaining assignments are. With these theorems, we presented different results that are related to complexity and PAC learning with different preconditions. Table 4 summarizes the major results in this paper. Note that when we say *in polynomial time*, we assume that the fitness function evaluation can be done in time polynomial to the problem size. If such a condition does not hold, our results are restricted to *within a polynomial number of function evaluations*.

There is plenty of room in this paper that can be further developed. For example, the concept of linkage can be time-variant, while the epistasis in this paper is not. Consider a problem consisting of several additively separable subproblems as in blocks. Once the block is nearly converged to the correct alleles, the information of linkage in that block is not that important for finding the global optimum anymore. Also, most of the results in this paper are obtained by assuming the problem does not contain weak epistasis. We would like to investigate the impact of weak epistases on model quality as well as on finding the global optimum.

The establishment of theoretical foundations in the GA field is never easy, probably due to the diversity of the stochastic nature and sophisticated characteristics of GAs. While many of those proposed in the literature have been criticized as overly simplified [27] or only work on additively separable problems [28], making progress along this direction of research is still a necessity for the advancement of GAs. Unlike methods in mathematical programming and optimization, such as linear programming and semidefinite programming, for which the scope and specifics of target problems are formally defined and corresponding algorithms are accordingly developed, GAs were proposed based on inspirations from nature and biology and have been proven to work via practice. The scope of applicability for GAs remains unknown, and the lack of rigorous mathematical definitions and fundamentals impedes the theoretical development of GAs. The work presented in this paper provides a formal foundation towards this end by making assumptions only when necessary for the breadth of applicability, while bearing in mind the working principles of MBGAs. Along the line towards understanding the way of problem decomposition, we encountered many concepts that are similar to those in MBGA literature. We cannot say that the epistasis defined in this paper is linkage, or SCCs/in-closures are building blocks, but we do hope that one finds the resemblance between those concepts. In addition, we hope the results in this paper help bridge the GA field with the communities in theoretical machine learning and complexity.

References

- [1] J. H. Holland. *Adaptation in natural and artificial systems*. University of Michigan Press, Ann Arbor, MI, 1975.
- [2] Sophie Rochet. Epistasis in genetic algorithms revisited. *Information Sciences*, 102(1):133–155, 1997.
- [3] D. E. Goldberg, K. Deb, and J. H. Clark. Genetic algorithms, noise, and the sizing of populations. *Complex Systems*, 6:333–362, 1992.
- [4] P. Larrañaga and J.A. Lozano, editors. *Estimation of Distribution Algorithms*. Kluwer Academic Publishers, Boston, MA, 2002.
- [5] Martin Pelikan. *Probabilistic Model-Building Genetic Algorithms*, pages 13–30. Springer Berlin Heidelberg, Berlin, Heidelberg, 2005.
- [6] Martin Pelikan, Mark W. Hauschild, and Fernando G. Lobo. Estimation of distribution algorithms. In Janusz Kacprzyk and Witold Pedrycz, editors, *Springer Handbook of Computational Intelligence*, pages 899–928. Springer Berlin Heidelberg, Berlin, Heidelberg, 2015.
- [7] Darrell Whitley. A gray box manifesto for evolutionary combinatorial optimization. *SIGEVolution*, 12(1):3–5, 2019.
- [8] M. Pelikan, K. Sastry, and D. E. Goldberg. Scalability of the Bayesian optimization algorithm. *International Journal of Approximate Reasoning*, 31(3):221–258, 2003.
- [9] Tian-Li Yu, Kumara Sastry, David E. Goldberg, and Martin Pelikan. Population sizing for entropy-based model building in discrete estimation of distribution algorithms. *Proceedings of Genetic and Evolutionary Computation Conference, (GECCO- 2007)*, pages 601–608, 2007.
- [10] Kai-Chun Fan, Tian-Li Yu, and Jui-Ting Lee. Linkage learning by number of function evaluations estimation: Practical view of building blocks. *Information Sciences*, 230:162–182, 2013.
- [11] Tian-Li Yu and David E. Goldberg. Quality and efficiency of model building for genetic algorithms. *Proceedings of the Genetic and Evolutionary Computation Conference (GECCO-2004)*, pages 367–378, 2004.
- [12] Dirk Thierens and Peter A. N. Bosman. The roles of local search, model building and optimal mixing in evolutionary algorithms from a BBO perspective. *Proceedings of Genetic and Evolutionary Computation Conference, (GECCO- 2011)*, pages 663–670, 2011.

- [13] Dirk Thierens and Peter A. N. Bosman. Evolvability analysis of the linkage tree genetic algorithm. *Parallel Problem Solving from Nature (PPSN XII)*, pages 286–295, 2012.
- [14] Michal Witold Przewozniczek and Marcin Michal Komarnicki. Empirical linkage learning. *IEEE Transactions on Evolutionary Computation*, 24(6):1097–1111, 2020.
- [15] Michal W. Przewozniczek, Marcin M. Komarnicki, and Bartosz Frej. Direct linkage discovery with empirical linkage learning. *Proceedings of the Genetic and Evolutionary Computation Conference (GECCO-2021)*, pages 609–617, 2021.
- [16] Dirk Thierens and Peter A.N. Bosman. Optimal mixing evolutionary algorithms. *Proceedings of the 13th Annual Conference on Genetic and Evolutionary Computation (GECCO 2011)*, pages 617–624, 2011.
- [17] Shih-Huan Hsu and Tian-Li Yu. Optimization by pairwise linkage detection, incremental linkage set, and restricted / back mixing: DSMGA-II. *Proceedings of the 2015 Annual Conference on Genetic and Evolutionary Computation (GECCO-2015)*, pages 519–526, 2015.
- [18] Benjamin Doerr and Andrew James Kelley. Fourier analysis meets runtime analysis: Precise runtimes on plateaus. *Proceedings of the Genetic and Evolutionary Computation Conference (GECCO-2023)*, pages 1555–1564, 2023.
- [19] Michael Eitropakis, Vassilis Plagianakos, and Michael Vrahatis. Finding multiple global optima exploiting differential evolution’s niching capability. *2011 IEEE Symposium on Differential Evolution (SDE)*, pages 1–8, 04 2011.
- [20] Martin Pelikan, David E. Goldberg, and Erick Cantú-Paz. BOA: the Bayesian optimization algorithm. *Proceedings of the 1st Annual Conference on Genetic and Evolutionary Computation (GECCO 1999)*, pages 525–532, 1999.
- [21] Martin Pelikan and David E. Goldberg. Escaping hierarchical traps with competent genetic algorithms. *Proceedings of the 3rd Annual Conference on Genetic and Evolutionary Computation (GECCO 2001)*, pages 511–518, 2001.
- [22] R. Etxeberria and P. Larrañaga. Global optimization using bayesian networks. *Proceedings of the Second Symposium on Artificial Intelligence (CIMA-99)*, pages 332–339, 1999.
- [23] Tian-Li Yu, David E. Goldberg, Kumara Sastry, Claudio F. Lima, and Martin Pelikan. Dependency structure matrix, genetic algorithms, and effective recombination. *Evolutionary Computation*, 17(4):595–626, 2009.
- [24] Martin Pelikan, Mark W. Hauschild, and Dirk Thierens. Pairwise and problem-specific distance metrics in the linkage tree genetic algorithm. *Proceedings of the 13th Annual Conference on Genetic and Evolutionary Computation (GECCO-2011)*, pages 1005–1012, 2011.
- [25] Darrell Whitley, Francisco Chicano, and Brian Goldman. Gray box optimization for mk landscapes (NK landscapes and MAX-kSAT). *Evolutionary Computation*, 24(3):491–519, 2016.
- [26] D. E. Goldberg. *Genetic Algorithms in Search, Optimization, and Machine Learning*. Addison-Wesley, Reading, MA, 1989.
- [27] Colin R. Reeves and Jonathan E. Rowe. Schema theory. In *Genetic Algorithms: Principles and Perspectives: A Guide to GA Theory*, chapter 3, pages 65–93. Kluwer Academic Publishers, USA, 2002.
- [28] A.E. Eiben and G. Rudolph. Theory of evolutionary algorithms: a bird’s eye view. *Theoretical Computer Science*, 229(1):3–9, 1999.
- [29] Martin Pelikan, Kumara Sastry, Martin V. Butz, and David E. Goldberg. Hierarchical BOA on random decomposable problems. *Proceedings of the 8th Annual Conference on Genetic and Evolutionary Computation*, pages 431–432, 2006.

- [30] David E. Goldberg. *The Design of Innovation: Lessons from and for Competent Genetic Algorithms*. Kluwer Academic Publishers, USA, 2002.
- [31] L. Valiant. A theory of the learnable. *Communications of the ACM*, 27(11):1134–1142, 1984.
- [32] David E. Goldberg, Kumara Sastry, and Thomas Latoza. On the supply of building blocks. *Proceedings of the 3rd Annual Conference on Genetic and Evolutionary Computation (GECCO 2001)*, pages 336–342, 2001.