

# Evolving Deeper LLM Thinking

Kuang-Huei Lee<sup>a,b,1</sup>, Ian Fischer<sup>a,1</sup>, Yueh-Hua Wu<sup>c,2</sup>, Dave Marwood<sup>1</sup>, Shumeet Baluja<sup>1</sup>, Dale Schuurmans<sup>1,3</sup> and Xinyun Chen<sup>1</sup>

<sup>a</sup>First author contribution, <sup>b</sup>Senior author contribution, <sup>c</sup>Work done as a student researcher at Google DeepMind, <sup>1</sup>Google DeepMind, <sup>2</sup>UC San Diego, <sup>3</sup>University of Alberta

We explore an evolutionary search strategy for scaling inference time compute in Large Language Models. The proposed approach, Mind Evolution, uses a language model to generate, recombine and refine candidate responses. The proposed approach avoids the need to formalize the underlying inference problem whenever a solution evaluator is available. Controlling for inference cost, we find that Mind Evolution significantly outperforms other inference strategies such as Best-of-N and Sequential Revision in natural language planning tasks. In the TravelPlanner and Natural Plan benchmarks, Mind Evolution solves more than 98% of the problem instances using Gemini 1.5 Pro without the use of a formal solver.

## 1. Introduction

How can a large language model (LLM) be guided to *think deeper* about a complex problem and leverage inference time compute to improve its problem solving ability? Prior research has investigated various strategies for leveraging inference time compute, such as chain-of-thought [41, 21], self-consistency [39], sequential revision based on feedback [36, 30, 8, 19, 1], and search guided by auxiliary verifiers or evaluators [43]. When a solution evaluator is available, search strategies have an advantage of being able to reliably improve problem solving ability with increased compute. For example, methods such as Best-of-N [4, 24, 25] and tree search [37] naturally exploit additional compute to explore a larger set of solution candidates, thereby increasing the probability of finding a successful solution.

To better exploit inference time compute, we propose an evolutionary search strategy for LLMs that combines free-flowing stochastic exploration with large-scale iterative refinement. We refer to this approach as *Mind Evolution*. As illustrated in Figure 1, Mind Evolution is a genetic search strategy that evolves a diverse population of candidate solutions, leveraging an LLM to generate, recombine and refine solution candidates based on feedback from an evaluator. The overall process is analogous to combining divergent thinking (free-flowing parallel idea exploration) with convergent thinking (idea evaluation and selection), considered as hallmarks of intelligent problem solving behavior [14].

Unlike Best-of-N, which searches broadly by generating independent candidates for evaluation, Mind Evolution searches both broadly and deeply, exploring a diverse set of candidates and refining the most promising alternatives. Unlike sequential reasoning approaches,

such as self-refinement or tree search [37, 25], which require evaluation of individual reasoning steps, Mind Evolution performs global refinement of complete solutions, and therefore only requires a global solution evaluator rather than a stepwise process reward. Also, typical of evolutionary methods, Mind Evolution can be easily parallelized.

There has been prior work on combining evolutionary search with LLMs, primarily in the literature on evolutionary program generation [34, 17, 29, 23, 6]. However, this prior work focuses on searching through formal program spaces, using guidance from execution feedback or code explanation. By contrast, Mind Evolution is not restricted to searching in a formal space. This allows Mind Evolution to be applied to problems that are not formalized, or remain difficult to formalize, as long as a programmatic solution evaluator is available. In particular, we focus on natural language planning tasks where candidate solutions can still be automatically parsed, evaluated and critiqued using an implementable oracle evaluator. This approach exploits the observation that it is often easier to evaluate the quality of a candidate solution than it is to generate good solutions for a given problem [11].

In the domain of natural language planning, we consider the TravelPlanner [42] and Natural Plan [47] benchmarks, where constraint satisfaction problems are expressed in natural language without any explicit formalization of the underlying objectives, constraints or variables. These problems require a set of interconnected decisions that satisfy a set of global and local constraints. For example, in TravelPlanner, a travel plan should be produced that respects various accommodation and dining constraints, while also considering budget limitations and other preferences, all expressed solely in natural language. To date, LLMs have yet to achieve good performance on these tasks

arXiv:2501.09891v1 [cs.AI] 17 Jan 2025

**Task: Please plan a 5-day trip from Seattle to LA and SD with a budget of \$800. We want to have Japanese for at least one dinner and prefer private hotel rooms.**

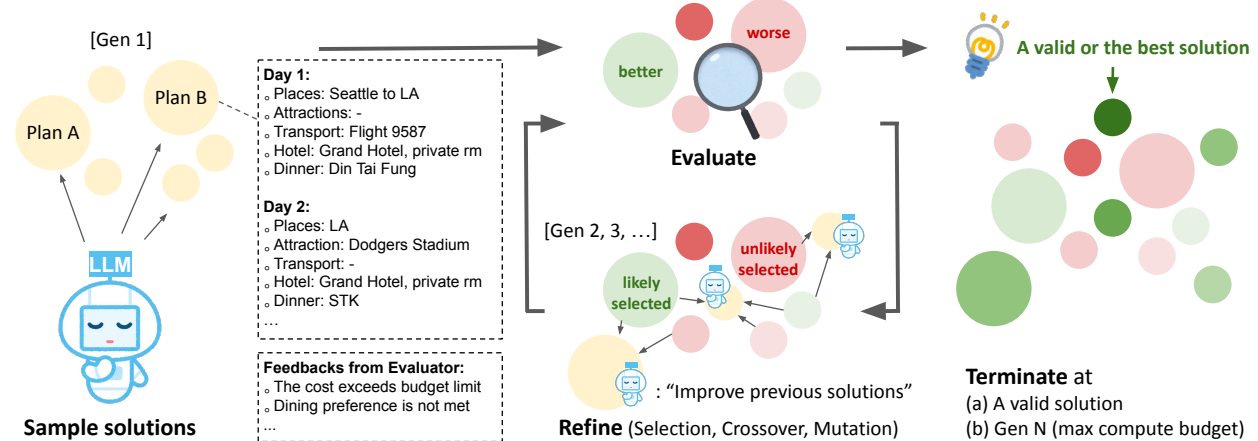


Figure 1 | Mind Evolution is a genetic-based evolutionary search strategy that operates in natural language space. The figure illustrates how Mind Evolution evolves a population of solution candidates toward higher quality candidates for a travel planning task. The candidate population is improved through an iterative process, where an LLM is used to recombine and refine candidates in each iteration.

without the aid of formal solvers [16]. For example, Gemini 1.5 Flash and o1-preview only achieve a success rate of 5.6% and 11.7% on TravelPlanner respectively, while for the Meeting Planning domain in Natural Plan, they respectively only achieve 20.8% and 44.2%. Even exploiting Best-of-N over 800 independently generated responses, Gemini 1.5 Flash still only achieves 55.6% success on TravelPlanner and 69.4% on Meeting Planning. In this paper, we show that exploration and refinement with evolutionary search can notably improve problem solving ability. In particular, when controlling for inference time compute, Mind Evolution allows Gemini 1.5 Flash to achieve a 95.6% success rate on TravelPlanner and 85.0% on Meeting Planning. We further experiment with a two-stage approach, where any unsolved problem instances are subsequently tackled by Mind Evolution with Gemini 1.5 Pro, which leads to 100% success on TravelPlanner and 98.4% on Meeting Planning. All of the experiments in this paper only use off-the-shelf LLMs without any finetuning.

To our knowledge, the only prior work that achieves comparable performance on the TravelPlanner benchmark is [16], which leverages an auxiliary formal solver and requires the LLM to first translate a given problem instance into an equivalent formalization. In general, it takes significant effort and expertise to correctly formalize a problem expressed in natural language; prompting an LLM to correctly perform such a translation requires at least as much domain expertise. Mind Evolution removes this constraint by directly optimizing solutions in the space of natural language.

Finally, we introduce a new benchmark problem, StegPoet, that involves encoding a hidden message in a generated essay, story or poem. This form of steganography [33] is difficult to formalize and solve, yet a hidden message detector can still be implemented to programmatically guide the search. Our motivation is to demonstrate the applicability of search beyond natural language domains that can be easily formalized. We find that Mind Evolution allows Gemini 1.5 Pro to achieve a success rate of 87% in this task.

## 2. Related Work

**Pairing LLMs with Evolutionary Search** In addition to the program generation studies discussed in Section 1, several recent works have explored combining LLMs and evolution for numerical optimization [26, 3] and combinatorial optimization [28, 44]. The problem spaces we tackle in this work, such as natural language planning, can also be viewed as combinatorial optimization problems – optimizing plans subject to constraints specified in natural language. In contrast to these previous studies, we focus on evolving solutions in natural language spaces instead of formal spaces. This removes the requirement of task formalization, which requires significant effort and expert knowledge for each task instance.

Other works have also applied evolutionary search to prompt optimization, with the goal of improving performance on target tasks [45, 10, 15]. Among these, EvoAgent [45] also evaluated their approach on the TravelPlanner benchmark. In contrast to our work, which performs evolutionary search directly on

plans, EvoAgent evolves new LLM agents to form a multi-agent system for problem solving. Their best success rate on the TravelPlanner validation set was 7.2% with GPT-4, while our approach achieved over 95% with Gemini 1.5 Flash.

**Pairing LLMs with Evaluators** In this work, we evaluate solutions with program-based evaluators during the evolutionary search. The idea of integrating execution-based evaluators in the inference loop has been widely adopted in the literature of code generation, where the execution environment provides feedback for the LLM to fix bugs in the generated code [7, 22, 27, 46, 8, 17, 29, 23, 6, 36].

Other prior work has also considered using learned verifiers, reward models, or self-evaluation for response refinement [20, 30], search [37, 4, 9, 43, 35], and improving model learning [40, 25, 32, 1]. These approaches can often be applied to wider domains and free-form solutions, but learned feedback models or self-evaluators can be noisy and are not perfectly reliable. We leave consideration of such approximate feedback mechanisms for future work.

### 3. Method

Mind Evolution employs a genetic search strategy, combined with an LLM and a tailored set of prompts, to orchestrate an efficient search for solutions to natural language planning tasks. Before describing Mind Evolution in detail, we first provide a brief overview of language-based genetic algorithms.

#### 3.1. Language-based Genetic Algorithm Overview

Genetic algorithms [18, 12, 31] are a meta-heuristic inspired by natural selection. In a genetic algorithm, a population of candidate solutions is evolved toward populations that contain a greater proportion of higher quality individuals with respect to a target optimization objective. Such an objective is also often referred to as the “fitness” function. Each individual candidate has a genetic representation that can be mutated and recombined with others.

Evolutionary search usually begins with a population of independently generated candidate solutions. In each generation, the fitness of every individual is evaluated with respect to the target objective. Candidates are then stochastically selected for reproduction based on their fitness (“selection”). In reproduction, the genetic representations of selected parents are combined (“crossover”) and potentially altered (“mutation”) to produce new child solutions. Such a process creates the next generation of children, which

then enter the population. Population fitness generally increases over successive generations, as parents with greater fitness are more likely to be selected for recombination.

**Island Model** To sustain diversity in an evolving population it is also helpful to introduce an island model [38, 5], where distinct sub-populations (“islands”) are created and evolved independently between “migration” and “island reset” events that occur at specified frequencies. For a migration operation, the solutions on one island are stochastically chosen based on fitness to migrate to an adjacent island. For an Island Reset operation, the populations on islands with low overall fitness are replaced by strong solutions from the global population, which also has a selection effect. The island model has been adopted in recent successful efforts, such as FunSearch [34].

**Language-based Genetic Representation** The individual candidates in a language-based genetic algorithm are represented by natural language. This allows the strong language understanding and generation capabilities of an LLM to be leveraged to implement powerful recombination (crossover and mutation) and island reset operations through prompting.

#### 3.2. Mind Evolution

Figure 1 illustrates the design of Mind Evolution, with its hyperparameters listed in Table 1. The core components of Mind Evolution are:

1. the specific choices for the selection and migration operations;
2. the set of prompts that implement the initialization, recombination (crossover and mutation), and island reset operations with an LLM;
3. the fitness function that evaluates the quality of a given solution and optionally provides feedback on issues detected.

The overall evolution process is repeated until a valid solution is found, or until  $N_{\text{gens}}$  generations have been completed, after which the best scoring candidate is returned.

**Fitness Evaluation** As discussed in Section 1, we implement a fitness function for each problem domain, where candidate solutions are parsed and evaluated programmatically. In principle, any function that can evaluate solution quality can be used, including LLM evaluation. The evaluation function plays three key

Parameter	Default Value	Description
$N_{\text{gens}}$	10	The maximum number of generations to search for a solution.
$N_{\text{island}}$	4	How many independent populations to evolve.
$N_{\text{convs}}$	5	How many conversations per island.
$N_{\text{seq}}$	4	How many turns per conversation.
$N_{\text{reset interval}}$	3	How frequently to reset islands in generations.
$N_{\text{reset}}$	2	How many islands to reset. Lowest mean score islands are chosen.
$N_{\text{top}}$	5	How many starting parents to transfer to islands when reset.
$N_{\text{candidate}}$	15	How many candidate parents to consider when resetting islands with the LLM.
$N_{\text{parent}}$	5	Maximum number of parents a conversation can have.
$Pr_{\text{no parents}}$	1/6	Probability of a conversation having no parents.
$N_{\text{emigrate}}$	5	How many plans to emigrate to the next island after each island.
$N_{\text{retries}}$	5	How many times to try to generate a plan before giving up at each turn.

Table 1 | Definition of hyperparameters in Mind Evolution. Unless otherwise specified, the experiments in work use the default values. The product of the first four hyperparameters gives the maximum number of candidate solutions generated (800 in the default setting).

roles in Mind Evolution: (1) scoring solutions by measuring the optimization objective, if any; (2) verifying whether the solution satisfies given constraints; and (3) providing corresponding textual feedback. For example, the evaluation function for the Meeting Planning task scores a proposed plan and provides textual feedback based on how many constraints are violated (e.g. meetings conflict with existing schedules), how many valid meeting events are included in the schedule, and whether the plan follows the required format (see Appendix A.2 for more details). We have found that using textual feedback is important empirically, as shown in our ablation study in Section 4.4.

Note that for many classical search problems (e.g., NP-complete problems), verifying solutions can be much easier than solving the problem [11]. Similarly, we observe that it is possible to write an evaluation function for the natural language planning tasks we consider. The ability to check the correctness of a candidate solution does not obviously lead to the ability to generate a valid solution in the tasks we consider. That is, implementing an evaluation function is not equivalent to solving the task.

**Population Initialization** Given a target problem, we independently sample  $N_{\text{convs}}$  initial solutions by prompting an LLM with a description of the problem, any information needed for solving the problem, and relevant instructions. If  $N_{\text{seq}} > 1$ , each of these initial solutions is then evaluated and refined sequentially through  $N_{\text{seq}} - 1$  additional turns of the “Refinement through Critical Conversation” process explained below. In total, this initialization procedure generates  $N_{\text{convs}} \times N_{\text{seq}}$  candidate solutions, which forms the initial population on the first island for the first generation.

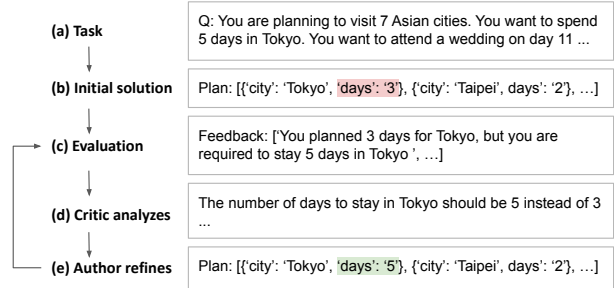


Figure 2 | Illustrating the Refinement through Critical Conversation (RCC) process, where an initial solution is first proposed, then evaluated and subjected to feedback from a critic, after which an author proposed a refined solution and the process iterates.

### Refinement through Critical Conversation (RCC)

Given a candidate solution (or a set of candidate solutions for the process of recombination) we leverage an LLM to generate an improved solution by organizing a critical conversation between a “critic” character and an “author” character, as illustrated in Figure 2. Separating these two roles is intended to improve the critical thinking ability of an LLM. Each conversational turn is structured as a prompt-driven process, where solutions are refined based on critical feedback, similar to Reflexion [36]. In particular, the critic first analyzes the candidate solution(s) provided as input, interprets the textual evaluation feedback, and suggest ways to correct any issues presented in the feedback. The author then proposes a single refined solution based on the input candidate(s), the subsequent evaluation(s), and the critic’s analyses. The specific prompts used to drive these conversations are given in Appendix A.1. An ablation study in Section 4.4 shows that the critic’s analysis step provides substantial performance improvements.



**Selection** To produce the next generation of an island, we follow Boltzmann tournament selection [13] where 0 to  $N_{\text{parent}}$  parents are stochastically sampled from the population according to a probability distribution that is derived from a softmax transformation of their fitness scores. In this way, higher-performing solutions are more likely to be selected for reproduction, while other candidates can still be occasionally selected for diversity.

**Crossover and Mutation** We implement the crossover and mutation operations as a single recombination step, where an LLM is instructed to improve a given set of parents using the RCC process described above (Figure 2). In particular, for recombination we sample 1 to  $N_{\text{parent}}$  parents and alter Step (b) in Figure 2 to first incorporate the evaluation results of the parents, then apply the critic to all parents and propose the revised solution as an “initial solution” for the next generation. Then, if  $N_{\text{seq}} > 1$ , we continue to follow Steps (c)(d)(e) to sequentially generate  $N_{\text{seq}} - 1$  child solutions by refining each previous child using the RCC process.

For each generation on each island,  $N_{\text{convs}} \times N_{\text{seq}}$  child solutions are added to the island population, with duplicate solutions removed. For selection, we follow a Boltzmann tournament instead of explicitly retiring candidate solutions, except when performing an Island Reset below.

**Migration between Islands** Between migration events, each island population is evolved independently. During a migration, the top  $N_{\text{emigrate}}$  solutions are cloned from the current Island  $i$  to the next Island  $i + 1$  after completing the generation on the current island (we update the populations on the islands sequentially from 1 to  $N_{\text{island}}$ ). Migration is performed cyclically between the islands, so emigrants from Island  $N_{\text{island}}$  arrive at Island 1. We have found that this form of cyclic migration accelerates the overall evolution process.

**Island Reset** Island reset happens every  $N_{\text{reset}}$  interval generations. During an Island Reset event, the top performers are first selected from the global population, the populations on  $N_{\text{reset}}$  islands with the lowest average scores are retired, and the selected top performers are cloned onto the reset islands. To select top performers, we explore two approaches: (1) directly select the top  $N_{\text{top}}$  candidates according to fitness; and (2) first select the top  $N_{\text{candidate}}$  candidates according to fitness, then prompt the LLM to select  $N_{\text{top}}$  good candidates from this pool that are substantially different from each other. The ablation study in Section 4.4

show that the latter strategy, using an LLM for Island Reset, achieves better performance.

## 4. Experiments

**Tasks** We evaluate Mind Evolution on three benchmark natural language planning domains: two tasks from Natural Plan [47], including Trip Planning (Section 4.2) and Meeting Planning (Section 4.3), and the TravelPlanner [42] benchmark (Section 4.1). (We omit the Calendar Scheduling task from Natural Plan, since these problems can be solved by enumeration.) Implementation details for each task is provided in Appendix A, including the prompts (Appendix A.1) and evaluation functions used (Appendix A.2).

**Models** We use Gemini 1.5 Flash (gemini-1.5-flash-001) as the default LLM in our experiments below. The hyperparameters used when applying Mind Evolution to Flash are specified in Table 1. In addition to evaluating Mind Evolution with the Flash model, we also investigate a two-stage approach, where Gemini 1.5 Pro model (gemini-1.5-pro-exp-0827) is used to tackle problems that are not solved within the  $N_{\text{gens}}$  generation limit. Such a two-stage approach provides better cost-efficiency than using the Pro model on every problem instance. When applying Mind Evolution to the Pro model we alter the hyperparameters from those specified in Table 1 to:  $N_{\text{convs}} = 8$ ,  $N_{\text{seq}} = 3$ ,  $N_{\text{parent}} = 10$ ,  $Pr_{\text{no parents}} = 1/5$ .

**Baselines** For each task, we compare Mind Evolution to three baseline search strategies that use the same solution evaluator and task-specific prompts:

1. **1-Pass**, where a solution is proposed using a single forward pass of the LLM.
2. **Best-of-N** [4], where up to 800 candidate solutions are independently generated until a successful solution is found (the same upper bound as Mind Evolution).
3. **Sequential-Revision+**, where 10 candidate solutions are proposed independently, then revised separately for 80 turns using the RCC process (Figure 2). Note that 10 independent threads of 80-turn refinements are used instead of a single 800-turn refinement, because we rarely observe improvements after 80 turns. This baseline is similar to running 10 trials of multi-turn Reflexion [36].

Additionally, for reference, we also include an additional 1-Pass baseline that uses OpenAI o1-preview.

**Metrics** We measure Success Rate as the percentage of problem instances that are solved completely within a benchmark domain, separating the validation and test sets. (Note that the Success rate is referred to as Solve Rate in Natural Plan [47] and Final Pass Rate in TravelPlanner [42].)

To assess the cost of inference compute we report the number of LLM calls, the number of input and output tokens, and the total API cost of calling the LLM. (These costs are given in US Dollars, using prices from October 2024 when the experiments were conducted. The base rates are listed in Appendix D.) Note that assessing computational cost is particularly important when evaluating search strategies like Mind Evolution, since search is more expensive than generating a single solution. These statistics can help researchers and developers understand the cost-benefit trade-offs when using search to enhance LLM problem solving ability.

#### 4.1. TravelPlanner

TravelPlanner [42] is a natural language planning benchmark that simulates the problem of organizing a trip plan for a user who expresses preferences and constraints. We focus on the sole-planning mode (see [42] for details), where each problem instance consists of a list of options regarding accommodation, restaurants, attractions and transportation, plus additional constraints that specify user preferences for budget, cuisine, etc. A plan is evaluated based on whether it satisfies the user preferences and common-sense constraints.

Table 2 gives detailed results that compare the overall Success Rate and computational cost of Mind Evolution versus the baseline strategies. In terms of Success Rate, Mind Evolution clearly outperforms the baseline strategies, achieving over 95%. By comparison, Sequential-Revision+ provides a reasonable baseline, achieving almost 83%, while Best-of-N struggles, achieving only 55.6%. Overall, these results demonstrate a clear advantage of an evolutionary strategy that combines a broad search, through stochastic exploration, with a deep search that leverages an LLM for solution refinement.

Considering the two-stage approach, where Mind Evolution uses Gemini 1.5 Pro for any unsolved problems, we find that nearly the entire dataset can be solved, achieving a 100% success rate on validation and 99.9% on test problems respectively. The only work we are aware of that comes close to this success rate is [16], which uses GPT-4 for auto-formalization then leverages a formal solver to achieve 98.9% and 97.0% on validation and test respectively. Mind Evo-

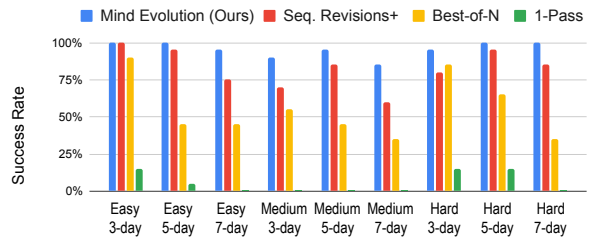


Figure 3 | Success rate on the validation set of the TravelPlanner benchmark, organized by problem instance difficulty and the number of travel days.

lution achieves comparable results without requiring a formal solver.

Finally, we note that the TravelPlanner dataset is organized into three levels of difficulty (Easy, Medium, Hard) and three trip durations (3 days, 5 days, 7 days), rendering 9 different problem classes. Figure 3 presents a breakdown of the success rates achieved across these different categories, showing that the success rates of 1-Pass and Best-of-N decline when planning for more travel days, but the trend is less clear for Mind Evolution and Sequential-Revision+, both of which iteratively refine proposed solutions.

#### 4.2. Natural Plan – Trip Planning

The Trip Planning task [47] involves finding an itinerary that consists of a sequence of cities to visit and number of days in each that satisfies flight connectivity and scheduling constraints – see Table 3 for a problem instance. We split the benchmark into 320 validation and 1,280 test instances (described in more detail in Appendix B).

The results in Table 2 again show that Mind Evolution strongly outperforms the baselines on this task, achieving 96.2% on the validation and 94.1% on the test instances. Table 2 also shows a qualitative comparison between the results produced by Mind Evolution and the baseline strategies. Note that Best-of-N performs better in this scenario (77.2%), even beating Sequential-Revision+ (74.4%). We find that for the two-stage approach, Mind Evolution achieves 100% on the validation set and 99.6% on the test set. These findings again highlight the benefit of evolutionary search versus simple sampling and sequential refinement.

Finally, we note that the difficulty of this task varies with the number of cities to visit, ranging from 3 to 10. Figure 4 shows a breakdown of the Success Rate in terms of number of cities, where the relative advantage of Mind Evolution appears to increase as the number of cities grows.

	Set	Success Rate	LLM Calls	Input Tokens	Output Tokens	API Cost (Oct 2024)
<b>TravelPlanner [42]</b>						
1-Pass	val	10/180 = 5.6%	1	0.009M	0.001M	US\$0.001
(o1-preview 1-Pass)	val	21/180 = 11.7%	1	0.008M	0.008M	US\$0.601
Best-of-N	val	100/180 = 55.6%	472	4.44M	0.47M	US\$0.47
Sequential-Revision+	val	149/180 = 82.8%	280	35.53M	0.29M	US\$2.75
<b>Mind Evolution</b>	val	172/180 = <b>95.6%</b>	174	3.10M	0.18M	US\$0.29
<b>(+pro)</b>	val	180/180 = <b>100%</b>	(257)	(3.25M)	(0.19M)	(US\$0.54)
<b>Mind Evolution</b>	test	952/1000 = <b>95.2%</b>	167	3.02M	0.18M	US\$0.28
<b>(+pro)</b>	test	999/1000 = <b>99.9%</b>	(67)	(3.05M)	(0.18M)	(US\$0.33)
<b>Natural Plan [47] Trip Planning</b>						
1-Pass	val	66/320 = 20.6%	1	0.002M	0.001M	<US\$0.001
(o1-preview 1-Pass)	val	116/320 = 36.2%	1	0.002M	0.008M	US\$0.53
Best-of-N	val	247/320 = 77.2%	274	0.61M	0.18M	US\$0.10
Sequential-Revision+	val	238/320 = 74.4%	391	41.57M	0.38M	US\$3.23
<b>Mind Evolution</b>	val	308/320 = <b>96.2%</b>	168	1.48M	0.19M	US\$0.17
<b>(+pro)</b>	val	320/320 = <b>100%</b>	(111)	(1.51M)	(0.19M)	(US\$0.22)
<b>Mind Evolution</b>	test	1204/1280 = <b>94.1%</b>	196	1.78M	0.22M	US\$0.20
<b>(+pro)</b>	test	1275/1280 = <b>99.6%</b>	(211)	(1.86M)	(0.24M)	(US\$0.37)
<b>Natural Plan [47] Meeting Planning</b>						
1-Pass	val	104/500 = 20.8%	1	0.007M	0.001M	US\$0.001
(o1-preview 1-Pass)	val	221/500 = 44.2%	1	0.006M	0.006M	US\$0.47
Best-of-N	val	347/500 = 69.4%	444	3.99M	0.31M	US\$0.39
Sequential-Revision+	val	310/500 = 62.0%	484	32.16M	0.40M	US\$2.53
<b>Mind Evolution</b>	val	425/500 = <b>85.0%</b>	406	5.35M	0.41M	US\$0.52
<b>(+pro)</b>	val	492/500 = <b>98.4%</b>	(890)	(13.36M)	(0.91M)	(US\$2.55)
<b>Mind Evolution</b>	test	419/500 = <b>83.8%</b>	394	5.24M	0.40M	US\$0.51
<b>(+pro)</b>	test	491/500 = <b>98.2%</b>	(828)	(12.25M)	(0.83M)	(US\$2.34)

Table 2 | Experimental results on benchmark natural language planning tasks. “(+pro)” denotes the two-stage results, where we use Gemini 1.5 Pro to solve the problems that were not solved in experiments using Gemini 1.5 Flash. Number of LLM calls, token counts, and API cost are averaged across the validation or test problem set, and they are calculated only on the remaining problems for the “(+pro)” experiments. Here, we also show OpenAI o1-preview results as a reference.

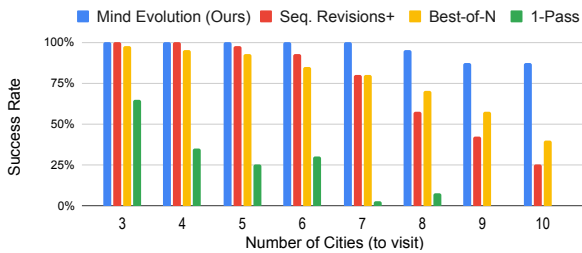


Figure 4 | Success rate on the validation set of the Trip Planning benchmark per number of cities to visit.

### 4.3. Natural Plan – Meeting Planning

For the Meeting Planning task a sequence of meetings should be scheduled to maximize the number of meetings between individuals subject to availability, location and travel time constraints [47]. This task differs from TravelPlanner and Trip Planning in that not every meeting can be scheduled for every problem instance, implying that it is not possible to know whether an optimal solution has been reached. There-

fore, to obtain the results shown in Table 2, we allow the searches to proceed until the upper bounds on iteration counts have been reached. For this task, we split the set of instances into 500 validation and 500 test instances (see Appendix B for details).

The results shown in Table 2 continue to demonstrate a significant performance for Mind Evolution over baseline strategies, achieving an 85.0% Success Rate on the validation set and 83.8% on the test set. Notably, the two-stage approach using Gemini 1.5 Pro achieves success rates to 98.4% and 98.2% on validation and test respectively.

Finally, Figure 5 shows the breakdown of success rates by the number of people to schedule meetings with. In this case, we find that Mind Evolution sustains a significant advantage in success rate as the number of people increases.

Q: You plan to visit 5 European cities for 16 days in total. You only take direct flights to commute between cities. You want to spend 5 days in Madrid. From day 3 to day 7, there is an annual show you want to attend in Madrid. You plan to stay in Zurich for 3 days. You would like to visit Frankfurt for 3 days. You would like to visit Santorini for 6 days. You are going to attend a wedding in Santorini between day 7 and day 12. You want to spend 3 days in Riga. Here are the cities that have direct flights: Zurich and Riga, Frankfurt and Riga, Santorini and Zurich, Madrid and Zurich, Frankfurt and Zurich, Madrid and Santorini, Frankfurt and Madrid.

Find a trip plan of visiting the cities for 16 days by taking direct flights to commute between them.

Method	Answer
1-Pass	Madrid (Day 1-7) > Santorini (Day 7-12) > Zurich (Day 12-14) > Frankfurt (Day 14-16) > Riga (Day 16-19) ✘ 7 days for Madrid instead of 5; 4 days for Riga instead of 3; 19 days in total instead of 16.
Best-of-N	Madrid (Day 1-7) > Santorini (Day 7-12) > Zurich (Day 12-14) > Frankfurt (Day 14-16) > Riga (Day 16-16) ✘ 7 days for Madrid instead of 5; 1 day for Riga instead of 3.
Sequential Revisions+	Zurich (Day 1-3) > Frankfurt (Day 3-5) > Riga (Day 5-7) > Santorini (Day 7-12) > Madrid (Day 12-16) ✘ omitted the show in Madrid (Day 3-7); no direct flight from Riga to Santorini.
Mind Evolution (ours)	Frankfurt (Day 1-3) > Madrid (Day 3-7) > Santorini (Day 7-12) > Zurich (Day 12-14) > Riga (Day 14-16) ✔

Table 3 | An example problem instance from the Trip Planning task in Natural Plan, with the predicted plans from Mind Evolution and the baselines. 1-Pass and Best-of-N both make mistakes on number of days to stay, but satisfy the requirements of being in Madrid and Santorini on specific days. The Sequential-Revision+ plan omits the annual show in Madrid and plans a non-existent flight, but is correct in the number of days. In contrast, the Mind Evolution plan satisfies all specified requirements.

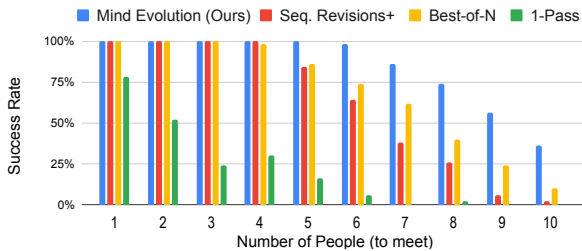


Figure 5 | Success rate on the validation set of the Meeting Planning benchmark per number of people to meet with.

#### 4.4. Analysis and Ablation Studies

To understand how Mind Evolution’s performance scales, and how the different components affect its behavior, we provide additional measurements and ablations to gain additional insight.

**Scaling** Regarding scaling, Figure 6 reports the Success Rate achieved by Mind Evolution across the planning tasks as a function of the number of generations. These results clearly show steady improvement for Mind Evolution as the number of generations is increased.

To compare the scaling of Mind Evolution to that of the baseline search methods, we also plot the Success

Rate and average task evaluation scores as a function of the number of candidate solutions generated by the each strategy (Figures 7–9). The task evaluation scores are calculated by penalizing unsatisfied constraints and suboptimality of the objective value, hence the maximum score that can be achieved in any problem instance is zero (see Appendix A.2 for details). In Appendix D, we provide another perspective on the cost-benefit trade-offs in terms of the specific API costs incurred.

Figures 7–9 show the results for the TravelPlanner, Trip Planning and Meeting Planning tasks respectively. In each case, we see that the overall success rates and average task evaluation scores improve monotonically with an increasing number of proposed solutions across all search methods. These plots also show that Mind Evolution is consistently more effective than the baseline strategies with respect to the number of candidate solutions needed to achieve a specified level of success rate (or average task performance).

We note that Best-of-N appears to be significantly underperforming on TravelPlanner. We hypothesize that this occurs because this task involves implicit commonsense constraints (e.g., a trip plan should return to the origin city, a restaurant cannot be visited twice, etc.), which are not given in the problem instance but instead learned from evaluation feedback, which Best-of-N does not leverage.



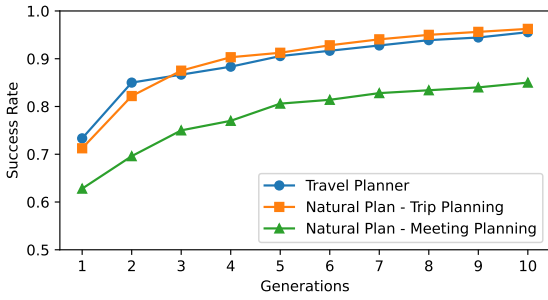


Figure 6 | Success rate on the validation set for each natural language planning benchmark at each generation of Mind Evolution.

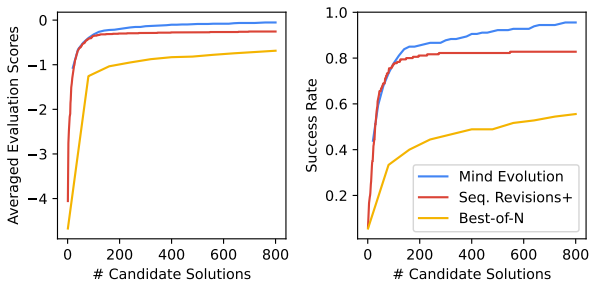


Figure 7 | TravelPlanner success rates and evaluation scores as the number of candidate solutions is increased.

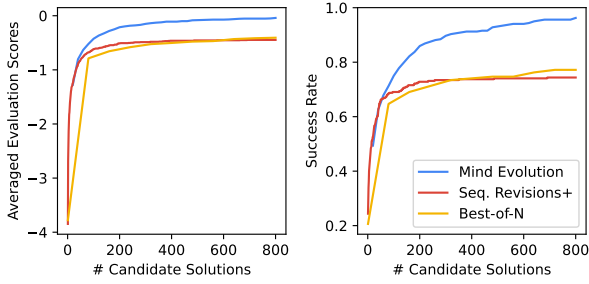


Figure 8 | Trip Planning success rates and evaluation scores as the number of candidate solutions is increased.

**Ablations** We also conducted a set of ablations to study the contribution of the different components of Mind Evolution. Table 4 shows that using the critic step in the RCC process (Figure 2 in Section 3.2) and textual feedback from the evaluation functions are the most critical to performance, although the other components also make meaningful contributions to performance.

To assess hyperparameter sensitivity, we investigated the Trip Planning task in greater detail, choosing the harder setting with 10 cities to better reveal differences in performance. (Similar results are also

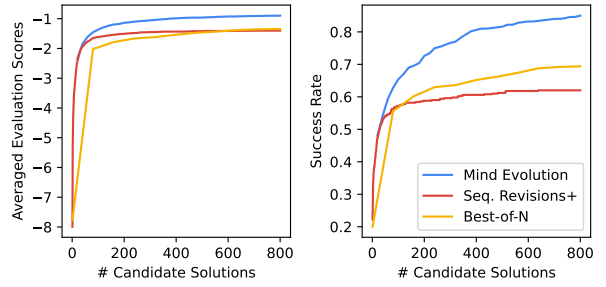


Figure 9 | Meeting Planning success rates and evaluation scores as the number of candidate solutions is increased.

Critic		✓	✓	✓	✓
S/Q Prompts			✓	✓	✓
Textual Feedback				✓	✓
Reset with LLM					✓
Success Rate	46.1%	71.1%	76.1%	91.1%	95.6%

Table 4 | An ablation study of Mind Evolution components on the TravelPlanner validation set. Each column in the table shows an experiment where ✓ indicates whether a component is used. If “Critic” is disabled, we skip the critic step in Figure 2 and go straight to the author step. “S/Q Prompts” stands for Strategy/Question prompts, which are additional task-specific instructions in the critical thinking prompts (see Appendix A.1 for details). If “Textual Feedback” is disabled, we do not include evaluation feedback in the prompts. If “Reset with LLM” is disabled, we directly select global elites by their evaluation scores in island reset events, rather than use an LLM to choose, as described in Section 3.2.

	Succ. Rate
w/ island model ( $N_{\text{island}} = 4, N_{\text{convs}} = 5$ )	87.5%
w/o island model ( $N_{\text{island}} = 1, N_{\text{convs}} = 20$ )	77.4%
$N_{\text{convs}} = 10, N_{\text{gens}} = 5$	82.5%
$N_{\text{convs}} = 5, N_{\text{gens}} = 10$ (default)	87.5%
$N_{\text{convs}} = 4, N_{\text{gens}} = 13$	85.0%

Table 5 | Hyperparameter studies on the Trip Planning problem instances with 10 cities. The first two rows show the difference between enabling and disabling the island model. The bottom three rows illustrate a trade-off between the number of candidates per generation versus the number of generations. (Note that the bottom row ( $N_{\text{convs}} = 4, N_{\text{gens}} = 13$ ) produces slightly more than 800 solutions (832).

observed on the harder problem instances from the other benchmark tasks.) In Table 5, the top two rows compare the effect of including or excluding the island model from the evolutionary search, controlling for the same number (800) of candidate solutions. These results show that the island model significantly

Task		Results (Cipher and Poem)
Message To Encode (M): 10, 20, 30, 40, 50, 60, 70, 80, 90, 100, 10, 20  Style: Poem Inspiration: Shel Silverstein Words Between (B): 4 Topic: "The Fun of Walking"	10 : rooster; 20 : flowers; 30 : bright; 40 : flames; 50 : cherry; 60 : crimson; 70 : sunset; 80 : ruby; 90 : scarlet; 100 : burning;	I like to walk, I like to stride, With ROOSTER crows and FLOWERS by my side. I like to walk, I like to roam, Past BRIGHT green fields and FLAMES at home. I like to walk, I like to stroll, To see the CHERRY trees and a CRIMSON hole. I like to walk, I like to ramble, To watch the SUNSET and hold a RUBY's gamble. I like to walk, I like to wander, To watch a SCARLET leaf, and a fire, BURNING, under. I like to walk, I like to stride, With ROOSTER crows and FLOWERS by my side.

Figure 10 | **StegPoet example.** Example of the encoding of a StegPoet problem instance (left) and a correct solution (right) that includes the number-to-word cipher and a poem in the style of a children’s poetry author. Note that  $|M| = 12$  in this instance. We added capitalization to the code words to highlight them.

	Set	Success Rate	Input Tokens	Output Tokens	API Cost (Oct 2024)
1-Pass	val	0/101 = 0.0%	0.002M	< 0.001M	<\$0.001
Best-of-N	val	1/101 = 1.0%	1.56M	0.25M	\$0.19
Sequential-Revision+	val	20/101 = 19.8%	41.69M	0.24M	\$3.20
<b>Mind Evolution</b>	val	47/101 = <b>46.5%</b>	3.56M	0.20M	\$0.33
<b>(+pro)</b>	val	88/101 = <b>87.1%</b>	3.74M	0.22M	\$0.65
<b>Mind Evolution</b>	test	106/245 = <b>43.3%</b>	\$0.34	3.63M	0.22M
<b>(+pro)</b>	test	194/245 = <b>79.2%</b>	\$0.72	3.84M	0.24M

Table 6 | **Experimental results on StegPoet.** Price and token counts are averages per problem. All results use Gemini 1.5 Flash, except (+pro), which solves the problems that were not solved in the Flash runs, using Gemini 1.5 Pro.

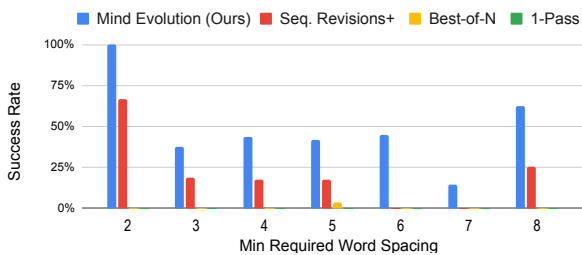


Figure 11 | Histogram of Success Rate for each difficulty level. 1-Pass returns valid responses, but fails to solve any of the problems, so it is not visible in the histogram.

improves the performance of Mind Evolution. The bottom three rows compare the effect of increasing the number of candidate solutions per generation versus having more generations while controlling for a similar number of candidates considered overall. In this case, it appears that deeper evolutionary search indeed has benefits, although it is also important to continue exploring broadly in each generation.

## 5. A Challenging New Task: StegPoet

We introduce a challenging new task, StegPoet, where a hidden message should be stenographically encoded [33] into a piece of creative writing. Even though the

problem is difficult to formalize, it remains amenable to programmatic verification, which makes it addressable by the methods considered in this paper. In this task, a hidden message ( $M$ ) expressed by a sequence of numbers should be encoded in a piece of creative text about a particular topic, expressed in the form of an essay, story or poem. The goal is to both provide a number-to-word substitution cipher and a generated text that uses the cipher to encode the message. Figure 10 gives an example. We impose an additional constraint that there must be, on average,  $B$  words between successive cipher words in the generated text, which ensures that simply listing the cipher words as the text portion does not qualify as solution when  $B > 0$ .

The difficulty of this problem varies along four axes:

1. Difficulty increases with the length of the hidden message,  $M$ . We set  $10 \leq |M| \leq 30$ .
2. The repetition of the numbers in  $M$ . The more repetition, the more stringent the constraints.
3. The “closeness” of the repeated numbers to each other. Each form of writing dictates how much repetition of the same word and proximity of occurrence is acceptable. The LLM must balance adherence to the form with the need to correctly encode the message.
4. Empirically, as  $B$  (the mean distance between cipher words) grows, the problem becomes more difficult.

In our tests,  $3 \leq B \leq 7$ .

We divide the problem instances into a validation split of 101 instances and a test split of 245 instances. See Appendix F for additional details about the StegPoet evaluation.

Detailed performance results for Mind Evolution and the baseline strategies are given in Table 6, while Figure 11 shows performance per difficulty level. Here the two-stage Mind Evolution (+pro) achieves 87.1% on validation and 79.2% on test. Best-of-N only manages to solve 1% of the validation tasks.

## 6. Conclusion

We have presented Mind Evolution, an evolutionary search approach for solving challenging natural language planning problems, by scaling inference-time compute for stochastic exploration and iterative refinement. An evaluation on the TravelPlanner and Natural Plan natural language planning benchmarks, as well as a new benchmark StegPoet introduced in this paper, demonstrates that Mind Evolution significantly outperforms Best-of-N and sequential revision. To our knowledge, this is the first approach that is able to achieve such a level of success on these tasks without explicitly leveraging a formal solver.

**Limitations** The main limitation of the current work is the focus on natural language planning problems where proposed solutions can be programmatically evaluated and critiqued. In future work, we aim to extend beyond this limitation by developing LLM-based evaluators that would enable broader applications.

## Acknowledgement

The authors thank Sergio Guadarrama and Doina Precup for supporting this work. We also thank Sirui Xie, John Canny, and the Google DeepMind FunSearch team for valuable discussion.

## References

- [1] Y. Bai, S. Kadavath, S. Kundu, A. Askell, J. Kernion, A. Jones, A. Chen, A. Goldie, A. Mirhoseini, C. McKinnon, et al. Constitutional AI: Harmlessness from AI feedback. *arXiv preprint arXiv:2212.08073*, 2022.
- [2] B. Berger, M. S. Waterman, and Y. W. Yu. Levenshtein distance, sequence comparison and biological database search. *IEEE Transactions on Information Theory*, 67(6):3287–3294, 2021. doi: 10.1109/TIT.2020.2996543.
- [3] S. Brahmachary, S. M. Joshi, A. Panda, K. Koneripalli, A. K. Sagotra, H. Patel, A. Sharma, A. D. Jagtap, and K. Kalyanaraman. Large language model-based evolutionary optimizer: Reasoning with elitism. *arXiv preprint arXiv:2403.02054*, 2024.
- [4] B. Brown, J. Juravsky, R. Ehrlich, R. Clark, Q. V. Le, C. Ré, and A. Mirhoseini. Large language monkeys: Scaling inference compute with repeated sampling. *arXiv preprint arXiv:2407.21787*, 2024.
- [5] E. Cantú-Paz et al. A survey of parallel genetic algorithms. *Calculateurs paralleles, reseaux et systems repartis*, 10(2):141–171, 1998.
- [6] A. Chen, D. M. Dohan, and D. R. So. EvoPrompting: Language models for code-level neural architecture search. In *Proceedings of the 37th International Conference on Neural Information Processing Systems*, pages 7787–7817, 2023.
- [7] B. Chen, F. Zhang, A. Nguyen, D. Zan, Z. Lin, J.-G. Lou, and W. Chen. CodeT: Code generation with generated tests. In *The Eleventh International Conference on Learning Representations*, 2023. URL <https://openreview.net/forum?id=ktrw68Cmu9c>.
- [8] X. Chen, M. Lin, N. Schärli, and D. Zhou. Teaching large language models to self-debug. In *The Twelfth International Conference on Learning Representations*, 2024. URL <https://openreview.net/forum?id=KuPixIqPiq>.
- [9] K. Cobbe, V. Kosaraju, M. Bavarian, M. Chen, H. Jun, L. Kaiser, M. Plappert, J. Tworek, J. Hilton, R. Nakano, et al. Training verifiers to solve math word problems. *arXiv preprint arXiv:2110.14168*, 2021.
- [10] C. Fernando, D. Banarse, H. Michalewski, S. Osindero, and T. Rocktäschel. Promptbreeder: Self-referential self-improvement via prompt evolution. *arXiv preprint arXiv:2309.16797*, 2023.
- [11] M. R. Garey and D. S. Johnson. *Computers and Intractability: A Guide to the Theory of NP Completeness*. W. H. Freeman & Co., 1979.
- [12] D. E. Golberg. *Genetic Algorithms in Search, Optimization, and Machine Learning*. Addison Wesley, 1989.

- [13] D. E. Goldberg. A note on Boltzmann tournament selection for genetic algorithms and population-oriented simulated annealing. *Complex Systems*, 4:445–460, 1990.
- [14] J. P. Guilford. *The Nature of Human Intelligence*. 1967.
- [15] Q. Guo, R. Wang, J. Guo, B. Li, K. Song, X. Tan, G. Liu, J. Bian, and Y. Yang. Connecting large language models with evolutionary algorithms yields powerful prompt optimizers. *arXiv preprint arXiv:2309.08532*, 2023.
- [16] Y. Hao, Y. Chen, Y. Zhang, and C. Fan. Large language models can plan your travels rigorously with formal verification tools. *arXiv preprint arXiv:2404.11891*, 2024.
- [17] E. Hemberg, S. Moskal, and U.-M. O’Reilly. Evolving code with a large language model. *Genetic Programming and Evolvable Machines*, 25(2):21, 2024.
- [18] J. H. Holland. *Adaptation in Natural and Artificial Systems*. University of Michigan Press, Ann Arbor, MI, 1975. second edition, 1992.
- [19] G. Kim, P. Baldi, and S. McAleer. Language models can solve computer tasks. *arXiv preprint arxiv:2303.17491*, 2023.
- [20] J. H. Kirchner, Y. Chen, H. Edwards, J. Leike, N. McAleese, and Y. Burda. Prover-verifier games improve legibility of LLM outputs. *arXiv preprint arXiv:2407.13692*, 2024.
- [21] T. Kojima, S. S. Gu, M. Reid, Y. Matsuo, and Y. Iwasawa. Large language models are zero-shot reasoners. *Advances in Neural Information Processing Systems*, 35:22199–22213, 2022.
- [22] H. Le, Y. Wang, A. D. Gotmare, S. Savarese, and S. C. H. Hoi. CodeRL: Mastering code generation through pretrained models and deep reinforcement learning. *Advances in Neural Information Processing Systems*, 35:21314–21328, 2022.
- [23] J. Lehman, J. Gordon, S. Jain, K. Ndousse, C. Yeh, and K. O. Stanley. Evolution through large models. In *Handbook of Evolutionary Machine Learning*, pages 331–366. Springer, 2023.
- [24] Z. Liang, Y. Liu, T. Niu, X. Zhang, Y. Zhou, and S. Yavuz. Improving LLM reasoning through scaling inference computation with collaborative verification. *arXiv preprint arXiv:2410.05318*, 2024.
- [25] H. Lightman, V. Kosaraju, Y. Burda, H. Edwards, B. Baker, T. Lee, J. Leike, J. Schulman, I. Sutskever, and K. Cobbe. Let’s verify step by step. *arXiv preprint arXiv:2305.20050*, 2023.
- [26] F. Liu, X. Lin, Z. Wang, S. Yao, X. Tong, M. Yuan, and Q. Zhang. Large language model for multi-objective evolutionary optimization. *arXiv preprint arXiv:2310.12541*, 2023.
- [27] J. Liu, Y. Zhu, K. Xiao, Q. FU, X. Han, Y. Wei, and D. Ye. RLTF: Reinforcement learning from unit test feedback. *Transactions on Machine Learning Research*, 2023. ISSN 2835-8856. URL <https://openreview.net/forum?id=hjYmsV6nXZ>.
- [28] S. Liu, C. Chen, X. Qu, K. Tang, and Y.-S. Ong. Large language models as evolutionary optimizers. In *2024 IEEE Congress on Evolutionary Computation (CEC)*, pages 1–8. IEEE, 2024.
- [29] V. Liventsev, A. Grishina, A. Härmä, and L. Moonen. Fully autonomous programming with large language models. In *Proceedings of the Genetic and Evolutionary Computation Conference*, pages 1146–1155, 2023.
- [30] A. Madaan, N. Tandon, P. Gupta, S. Hallinan, L. Gao, S. Wiegrefe, U. Alon, N. Dziri, S. Prabhume, Y. Yang, et al. Self-refine: Iterative refinement with self-feedback. *Advances in Neural Information Processing Systems*, 36, 2024.
- [31] M. Mitchell. *An Introduction to Genetic Algorithms*. MIT press, 1998.
- [32] J. S. Park, J. O’Brien, C. J. Cai, M. R. Morris, P. Liang, and M. S. Bernstein. Generative agents: Interactive simulacra of human behavior. In *Proceedings of the 36th Annual ACM Symposium on User Interface Software and Technology*, pages 1–22, 2023.
- [33] N. Provos and P. Honeyman. Hide and seek: An introduction to steganography. *IEEE security & privacy*, 1(3):32–44, 2003.
- [34] B. Romera-Paredes, M. Barekatin, A. Novikov, M. Balog, M. P. Kumar, E. Dupont, F. J. Ruiz, J. S. Ellenberg, P. Wang, O. Fawzi, et al. Mathematical discoveries from program search with large language models. *Nature*, 625(7995):468–475, 2024.
- [35] A. Setlur, C. Nagpal, A. Fisch, X. Geng, J. Eisenstein, R. Agarwal, A. Agarwal, J. Berant, and A. Kumar. Rewarding progress: Scaling automated process verifiers for LLM reasoning. *arXiv preprint arXiv:2410.08146*, 2024.



- [36] N. Shinn, F. Cassano, A. Gopinath, K. Narasimhan, and S. Yao. Reflexion: Language agents with verbal reinforcement learning. *Advances in Neural Information Processing Systems*, 36, 2024.
- [37] C. Snell, J. Lee, K. Xu, and A. Kumar. Scaling LLM test-time compute optimally can be more effective than scaling model parameters. *arXiv preprint arXiv:2408.03314*, 2024.
- [38] R. Tanese. *Distributed genetic algorithms for function optimization*. University of Michigan, 1989.
- [39] X. Wang, J. Wei, D. Schuurmans, Q. V. Le, E. H. Chi, S. Narang, A. Chowdhery, and D. Zhou. Self-consistency improves chain of thought reasoning in language models. In *The Eleventh International Conference on Learning Representations*, 2023. URL <https://openreview.net/forum?id=1PL1NIMMrw>.
- [40] Z. Wang, Y. Li, Y. Wu, L. Luo, L. Hou, H. Yu, and J. Shang. Multi-step problem solving through a verifier: An empirical analysis on model-induced process supervision. *arXiv preprint arXiv:2402.02658*, 2024.
- [41] J. Wei, X. Wang, D. Schuurmans, M. Bosma, F. Xia, E. Chi, Q. V. Le, D. Zhou, et al. Chain-of-thought prompting elicits reasoning in large language models. *Advances in Neural Information Processing Systems*, 35:24824–24837, 2022.
- [42] J. Xie, K. Zhang, J. Chen, T. Zhu, R. Lou, Y. Tian, Y. Xiao, and Y. Su. Travelplanner: A benchmark for real-world planning with language agents. *arXiv preprint arXiv:2402.01622*, 2024.
- [43] S. Yao, D. Yu, J. Zhao, I. Shafran, T. L. Griffiths, Y. Cao, and K. Narasimhan. Tree of thoughts: Deliberate problem solving with large language models. In *Proceedings of the 37th International Conference on Neural Information Processing Systems*, pages 11809–11822, 2023.
- [44] H. Ye, J. Wang, Z. Cao, F. Berto, C. Hua, H. Kim, J. Park, and G. Song. ReEvo: Large language models as hyper-heuristics with reflective evolution. *arXiv preprint arXiv:2402.01145*, 2024.
- [45] S. Yuan, K. Song, J. Chen, X. Tan, D. Li, and D. Yang. EvoAgent: Towards automatic multi-agent generation via evolutionary algorithms. *arXiv preprint arXiv:2406.14228*, 2024.
- [46] K. Zhang, D. Wang, J. Xia, W. Y. Wang, and L. Li. ALGO: Synthesizing algorithmic programs with LLM-generated oracle verifiers. In *Proceedings of the 37th International Conference on Neural Information Processing Systems*, pages 54769–54784, 2023.
- [47] H. S. Zheng, S. Mishra, H. Zhang, X. Chen, M. Chen, A. Nova, L. Hou, H.-T. Cheng, Q. V. Le, E. H. Chi, et al. NATURAL PLAN: Benchmarking LLMs on natural language planning. *arXiv preprint arXiv:2406.04520*, 2024.

## A. Implementation Details

Here we describe the implementation details of Mind Evolution. The code will be made available.

### A.1. Prompt Design

We first use Meeting Planning as an example to illustrate the structure of the prompts used. The prompts, as well as the model responses when parent solutions are given, are shown in Figures 12-16. The prompts begin with general instructions and a general problem definition, few-shot examples, then a task description. The few-shot examples help the LLM understand the problem and generate solutions closer to the desired formats. For TravelPlanner, we take two 3-day example plans from the training set and use them across all tasks (3-7 days). For Trip Planning, we take two example plans from the few-shot examples provided by the benchmark and use them across all tasks. For Meeting Planning, we use the 5-shot examples provided by the benchmark for each task.

After the task description, we include parent solutions with corresponding evaluation feedback, followed by critical thinking instructions (in Figures 14-15). These instructions lead the LLM to improve the parent solutions, following the Refinement through Critical Conversation (RCC) process described in Section 3.2. The critical thinking instructions include problem-specific Strategy/Question prompts based on findings in each validation set (ablated in Section 4.4). In the model responses, one can see that the LLM follows the critical thinking instructions in playing the critic role to analyze the parent solutions, and playing the author role to propose a new solution.

We also give an example of the prompt and a model response for TravelPlanner, which has the same structure, in Figures 17-22.

### A.2. Evaluation Functions

In this work, solutions are evaluated programmatically with a function. As described in Section 3.2, an evaluation function has three main roles: (1) scoring solutions by measuring the optimization objective, if any; (2) verifying whether the solution satisfies given constraints; and (3) providing corresponding textual feedback. Specifically, we score natural language plans by penalizing the constraints that are not satisfied, the objectives that are not maximized, and for not following the required solution format. Thus the maximum score for all tasks is zero. We also provide textual feedback that describes how the constraints are not satisfied and how the objectives are not maximized.

**TravelPlanner** Our evaluation function for TravelPlanner is modified from the TravelPlanner evaluation code [42]. The evaluation code expects travel plans in JSON format. We modify the original evaluation code to make it output a cumulative score that reflects all the constraints that are not satisfied, instead of simply answering whether or not a plan satisfies all the constraints. We also make it provide textual feedback for the violated constraints.

In the TravelPlanner validation set, the constraints are provided in both user query text and a structured JSON format. However, in the test set, the constraints are only described in user query text. To make it easier for the evaluation function to consider the constraints, we extract them from user query into JSON using Gemini 1.5 Flash. For example, to extract the requested cuisines, we prompt Gemini with “Look at the following text and tell me if there are any cuisine requirements on the upcoming trip...” multiple times, and formulate the final answer via majority voting. To verify the reliability of this approach, we tested on the validation set and found complete agreement between the JSON extracted from user query and the provided JSON. In addition, we upload our test solutions to the TravelPlanner evaluation server, and found that the results agree with the official evaluation.

**Trip Planning** Similar to TravelPlanner, the Trip Planning evaluation function expects plans in JSON format. Since Trip Planning user queries are programmatically generated, we can parse the constraints specified in user queries. These constraints include number of days to stay in a city, specific days to be in a city (e.g., for events), and whether there are flights between cities. Our evaluation function scores a plan by the constraints that are not satisfied and whether it conforms with the desired JSON format, while also providing corresponding textual feedback.

**Meeting Planning** The Meeting Planning evaluation function also expects plans in JSON. Constraints are also provided in structured JSON format. Unlike TravelPlanner and Trip Planning, Meeting Planning has an optimization objective – the number of friends to meet with. We modify the original evaluation function to score a proposed plan by how many people that are not going to be met with; whether it conflicts with the schedules of other people; whether it includes meetings with the same person more than once; whether any part of the plan conflict with other parts; whether it follows the desired format as instructed. In Figures 23-24 we present the evaluation function that implements the simple logic described above as an example.

**User Input**

## # Meeting Planning

## &lt;GENERAL INSTRUCTIONS&gt;

You are the best in the world at meeting planning.

You will be provided with the initial location and time, your friends' schedules, how long you would like to meet with each one of them, and the travel distances between different locations.

Your mission is to come up with a plan that allows you to meet as many friends as possible by considering these constraints.

The final plan format must strictly adhere to what the examples below show, beginning from "Meeting Plan:" and ending with """.

DO NOT add any comments to the output JSON.

## &lt;END GENERAL INSTRUCTIONS&gt;

## ## Examples

Here are a few example tasks and solutions:

## \*\*Example 1\*\*

## &lt;EXAMPLE REQUIREMENTS&gt;

TASK: You are visiting San Francisco for the day and want to meet as many friends as possible. Solve the problem by considering various different schedules and picking the best one to optimize your goals.

Travel distances (in minutes):

Marina District to Alamo Square: 15.

Marina District to Fisherman's Wharf: 10.

Marina District to Union Square: 16.

[...]

You arrive at Marina District at 9:00AM. Anthony will be at Alamo Square from 11:00AM to 12:45PM. You'd like to meet Anthony for a minimum of 45 minutes. Daniel will be at Fisherman's Wharf from 2:00PM to 6:15PM. You'd like to meet Daniel for a minimum of 90 minutes. Jessica will be at Union Square from 12:15PM to 9:30PM. You'd like to meet Jessica for a minimum of 105 minutes. Barbara will be at Embarcadero from 7:00AM to 10:15AM. You'd like to meet Barbara for a minimum of 120 minutes. Thomas will be at Financial District from 6:00PM to 10:00PM. You'd like to meet Thomas for a minimum of 105 minutes. Mark will be at Nob Hill from 10:30AM to 1:30PM. You'd like to meet Mark for a minimum of 120 minutes. Timothy will be at Haight-Ashbury from 9:15PM to 10:15PM. You'd like to meet Timothy for a minimum of 60 minutes. Stephanie will be at Richmond District from 7:45PM to 8:30PM. You'd like to meet Stephanie for a minimum of 45 minutes. Joseph will be at The Castro from 12:45PM to 2:45PM. You'd like to meet Joseph for a minimum of 30 minutes.

## &lt;END EXAMPLE REQUIREMENTS&gt;

## &lt;EXAMPLE SOLUTION&gt;

Meeting Plan:

```
```json
```

```
[
  {
    "plan": [
      "You start at Marina District at 9:00AM",
      "You travel to Alamo Square in 15 minutes and arrive at 9:15AM",
      "You wait until 11:00AM",
      "You meet Anthony for 45 minutes from 11:00AM to 11:45AM",
      "You travel to The Castro in 8 minutes and arrive at 11:53AM",
      "You wait until 12:45PM",
      "You meet Joseph for 30 minutes from 12:45PM to 1:15PM",
      "You travel to Fisherman's Wharf in 24 minutes and arrive at 1:39PM",
      "You wait until 2:00PM",
      "You meet Daniel for 90 minutes from 2:00PM to 3:30PM",
      "You travel to Union Square in 13 minutes and arrive at 3:43PM",
      "You meet Jessica for 105 minutes from 3:43PM to 5:28PM",
      "You travel to Financial District in 9 minutes and arrive at 5:37PM",
```

Figure 12 | Example Meeting Planning prompt and model response with parent solutions given (Part 1)

```

    "You wait until 6:00PM",
    "You meet Thomas for 105 minutes from 6:00PM to 7:45PM",
    "You travel to Haight-Ashbury in 19 minutes and arrive at 8:04PM",
    "You wait until 9:15PM",
    "You meet Timothy for 60 minutes from 9:15PM to 10:15PM"
  ]
}
]
...
<END EXAMPLE SOLUTION>
**End of Example 1**

**Example 2**
[...]

**End of Example 5**

## Task and Information
Now I would like you to solve the following meeting planning task similar to the examples above.

<REQUIREMENTS>
TASK: You are visiting San Francisco for the day and want to meet as many friends as possible. Solve the
problem by considering various different schedules and picking the best one to optimize your goals.

Travel distances (in minutes):
Union Square to The Castro: 17.
Union Square to North Beach: 10.
Union Square to Embarcadero: 11.
[...]

You arrive at Union Square at 9:00AM. Melissa will be at The Castro from 8:15PM to 9:15PM. You'd like to
meet Melissa for a minimum of 30 minutes. Kimberly will be at North Beach from 7:00AM to 10:30AM. You'd
like to meet Kimberly for a minimum of 15 minutes. Joseph will be at Embarcadero from 3:30PM to 7:30PM.
You'd like to meet Joseph for a minimum of 75 minutes. Barbara will be at Alamo Square from 8:45PM to
9:45PM. You'd like to meet Barbara for a minimum of 15 minutes. Kenneth will be at Nob Hill from 12:15PM to
5:15PM. You'd like to meet Kenneth for a minimum of 105 minutes. Joshua will be at Presidio from 4:30PM to
6:15PM. You'd like to meet Joshua for a minimum of 105 minutes. Brian will be at Fisherman's Wharf from
9:30AM to 3:30PM. You'd like to meet Brian for a minimum of 45 minutes. Steven will be at Mission District
from 7:30PM to 9:00PM. You'd like to meet Steven for a minimum of 90 minutes. Betty will be at
Haight-Ashbury from 7:00PM to 8:30PM. You'd like to meet Betty for a minimum of 90 minutes.
<END REQUIREMENTS>

```

Parent Solutions

```

## Previous Plans
Here are some plans that were previously proposed and the corresponding issues with these plans:

**plan_v1**
Meeting Plan:
```json
[
  {
    "plan": [
      "You start at Union Square at 9:00AM",
      "You travel to North Beach in 10 minutes and arrive at 9:10AM",
      "You meet Kimberly for 15 minutes from 9:10AM to 9:25AM",
      "You travel to Fisherman's Wharf in 5 minutes and arrive at 9:30AM",
      "You meet Brian for 45 minutes from 9:30AM to 10:15AM",
      "You travel to The Castro in 27 minutes and arrive at 10:42AM",
      "You wait until 8:15PM",
      "You meet Melissa for 30 minutes from 8:15PM to 8:45PM",
    ]
  }
]

```

Figure 13 | Example Meeting Planning prompt and model response with parent solutions given (Part 2)



```

    "You travel to Alamo Square in 8 minutes and arrive at 8:53PM",
    "You meet Barbara for 15 minutes from 8:53PM to 9:08PM",
    "You travel to Mission District in 10 minutes and arrive at 9:18PM",
    "You meet Steven for 60 minutes from 9:18PM to 10:18PM"
  ]
}
]
...
**End of plan_v1**

**Issues with plan_v1**
- "You meet Steven for 60 minutes from 9:18PM to 10:18PM" is invalid because it doesn't match the
schedule of Steven, who will be at Mission District from 07:30PM to 09:00PM.
- In this plan, you are not meeting with "Joseph, Kenneth, Betty, Joshua". Is it possible to change the plan to
squeeze in more people?

**plan_v2**
[...]
```

Now let's try to come up with a drastically different plan, that is far better than the previous plans.

<CRITICAL THINKING INSTRUCTIONS>

In this process, I want you to play two roles to simulate critical thinking.

Let's name them Jane and John.

Jane is a critic who analyzes meeting planning tasks, as well as any given previously proposed plans and issues.

Jane is careful to notice both strengths and shortcomings of plans, and to point out possible ways the plans can be combined to make the new plan better.

Wherever possible, Jane makes concrete suggestions about how to fix the flaws she finds.

After Jane's analysis, John thinks carefully about Jane's analysis, and then comes up with a much better new plan, while keeping in mind all of the constraints.

The response should contain both Jane's analysis as text and a JSON section with John's plan in the format shown in the examples.

<END CRITICAL THINKING INSTRUCTIONS>

Jane, remember you're the best in the world at analyzing meeting plans.

[Strategy/Question Prompt](#)

Strategies to try include:

- \* Think systematically about the previous plans and what their feedback is revealing about where the plans went wrong or can be improve.
- \* Always think out-of-box and try to squeeze in more people in the meeting plan.
- \* It's okay to remove some people in order to fit in more people -- remember the goal is to meet with as many people as possible.
- \* Sometimes we need very big, aggressive plan changes in order to fit in more people. DON'T get stuck, and DON'T be afraid of violating given constraints temperately.

Ask yourself the following questions (and any other questions you think are important) before providing your analysis:

- \* Is it possible to squeeze in at least one more people in the meeting plan?
- \* Does changing the schedule order help you arrange meetings with more people?
- \* Does moving the existing schedule help you arrange meetings with more people?
- \* Does removing some people from the schedule help you arrange meetings with more people in exchange?
- \* Is there any other ways to arrange with more people?

Jane, your analysis should be in plain text.

John, your final plan format should strictly follow the structure shown in the examples.

As instructed above, John, please write down your reasoning step-by-step in plain text and then write the final plan.

DON'T add any comments to the output JSON.

Figure 14 | Example Meeting Planning prompt and model response with parent solutions given (Part 3)

John, remember that you're the best in the world at planning meetings based on Jane's analyses. Incorporate everything you have learned from the previous plans, their feedback, and Jane's analyses to write the final plan.

Take a deep breath, explain your reasoning step-by-step, and then write the final plan.

Again, your plan output format should strictly adhere to what the examples show, beginning from "Meeting Plan:" and ending with ""

Jane, please begin your analysis. John, please write down the plan after Jane's analysis

The final plan format should strictly adhere to what the examples show, beginning from "Meeting Plan:" and ending with ""



#### Model Response

Jane's Analysis:

The previous plans have consistently struggled to accommodate everyone due to the strict time constraints and travel distances. Here is a breakdown of recurring issues and potential solutions:

**\*\*Inflexible order:\*\*** The plans tend to stick to a linear order of meeting people based on their location. This doesn't allow for efficient grouping of friends with overlapping schedules. We should be more flexible, even if it means slightly deviating from the initial location.

**\*\*Missed opportunities:\*\*** Several individuals, particularly Joseph and Joshua, are not included in the plans. This suggests that we need to explore innovative solutions to fit more people in.

**\*\*Focusing on minimizing travel time:\*\*** The plans focus on minimizing travel time, but this often leads to missing out on potential meetings. We should consider longer travel times if it means we get to meet more friends.

Here's how we can improve the meeting plan, incorporating the feedback from previous plans:

- \*\*Grouping:\*\*** We should group friends with overlapping schedules in a way that minimizes travel time between them. For example, we could meet Kenneth and Joshua in Presidio, or Kenneth and Joseph in Nob Hill.
- \*\*Prioritizing key individuals:\*\*** We need to prioritize individuals with wider time frames and potential for multiple meetings - Kenneth, Betty, and Joseph, who each have more than an hour of potential meeting time.
- \*\*Aggressive Scheduling:\*\*** We should be aggressive in scheduling meetings, even if it means slightly violating the minimum meeting time constraints with some individuals.

In summary:

- \* We need to group friends with overlapping schedules.
- \* We need to prioritize individuals with wider time frames and potential for multiple meetings.
- \* We need to be aggressive in scheduling meetings, even if it means slightly violating the minimum meeting time constraints with some individuals.

John, your turn! Let's craft a plan that incorporates Jane's brilliant insights.

John's Reasoning:

Based on Jane's analysis, we should prioritize grouping friends with overlapping schedules, focusing on those with more flexible timeframes. I propose a drastically different plan, prioritizing meeting Kenneth, Joseph, and Betty to maximize the number of friends we meet.

Figure 15 | Example Meeting Planning prompt and model response with parent solutions given (Part 4)

1. **\*\*Starting Point:\*\*** We start at Union Square at 9:00 AM.
2. **\*\*Meeting Kimberly:\*\*** We can meet Kimberly for 15 minutes from 9:10 AM to 9:25 AM.
3. **\*\*Meeting Kenneth:\*\*** We can meet Kenneth at Nob Hill for 105 minutes from 9:25 AM to 11:10 AM.
4. **\*\*Meeting Joseph:\*\*** We can meet Joseph at Embarcadero for 75 minutes from 11:10 AM to 12:25 PM.
5. **\*\*Meeting Betty:\*\*** We can meet Betty at Haight-Ashbury for 90 minutes from 12:25 PM to 2:00 PM.
6. **\*\*Meeting Joshua:\*\*** We can then travel to Presidio and meet Joshua for 105 minutes from 2:00 PM to 3:45 PM. This allows us to meet Joshua for 105 minutes, although the meeting begins a bit later than his scheduled start time.
7. **\*\*Meeting Brian:\*\*** We can travel to Fisherman's Wharf and meet Brian for 45 minutes from 3:45 PM to 4:30 PM.
8. **\*\*Meeting Steven:\*\*** We can then efficiently travel to Mission District to meet Steven for 90 minutes from 4:30 PM to 5:30 PM. This is only a 30-minute meeting but is the best use of Steven's time.
9. **\*\*Meeting Melissa:\*\*** Finally, we can travel to The Castro to meet Melissa for 30 minutes from 8:15 PM to 8:45 PM.
10. **\*\*Meeting Barbara:\*\*** We can then travel to Alamo Square to meet Barbara for 15 minutes from 8:45 PM to 9:00 PM.

This plan allows us to meet the maximum number of friends efficiently, while taking advantage of overlapping schedules and prioritizing those with wider time frames. It's a significant improvement over previous plans.

**\*\*Meeting Plan:\*\***

```

...json
[
  {
    "plan": [
      "You start at Union Square at 9:00AM",
      "You travel to North Beach in 10 minutes and arrive at 9:10AM",
      "You meet Kimberly for 15 minutes from 9:10AM to 9:25AM",
      "You travel to Nob Hill in 8 minutes and arrive at 9:33AM",
      "You meet Kenneth for 105 minutes from 9:33AM to 11:18AM",
      "You travel to Embarcadero in 9 minutes and arrive at 11:27AM",
      "You meet Joseph for 75 minutes from 11:27AM to 12:42PM",
      "You travel to Haight-Ashbury in 21 minutes and arrive at 1:03PM",
      "You meet Betty for 90 minutes from 1:03PM to 2:33PM",
      "You travel to Presidio in 15 minutes and arrive at 2:48PM",
      "You meet Joshua for 105 minutes from 2:48PM to 4:33PM",
      "You travel to Fisherman's Wharf in 19 minutes and arrive at 4:52PM",
      "You meet Brian for 45 minutes from 4:52PM to 5:37PM",
      "You travel to Mission District in 22 minutes and arrive at 5:59PM",
      "You meet Steven for 90 minutes from 5:59PM to 7:09PM",
      "You travel to The Castro in 7 minutes and arrive at 7:16PM",
      "You wait until 8:15PM",
      "You meet Melissa for 30 minutes from 8:15PM to 8:45PM",
      "You travel to Alamo Square in 8 minutes and arrive at 8:53PM",
      "You meet Barbara for 15 minutes from 8:53PM to 9:08PM"
    ]
  }
]
...

```

Figure 16 | Example Meeting Planning prompt and model response with parent solutions given (Part 5)



User Input

# Travel Planning

<GENERAL INSTRUCTIONS>

You are the best in the world at budget travel planning.

Based on the provided information and query, your mission is to come up with a travel plan, including details such as flight numbers (e.g., F0123456), restaurant names, and accommodation names.

All the information in your plan should be derived from the reference information and the query.

**\*\*Accommodations, Restaurants, and Attractions\*\***

Remember that accommodations, restaurants, and attractions listed as being in a given city in the provided information must be treated as if they are in that city, even if you believe that they are actually located in a different city.

For example, if you see an accommodation named "1BR Apt near Central Park" listed as being in Niagara Falls, do not assume that it is valid accommodation for time spent in New York City, even though it says "Central Park" in the name.

Additionally, for accommodations, restaurants, and attractions, you must only use the listed name.

For example, if you are satisfying a request for American cuisine with a restaurant named "Joe's Diner", you must output "Joe's Diner", rather than "Joe's Diner (American)".

Do not make up accommodations, restaurants, or attractions.

For example, do not suggest "Staying with friends or family" as an accommodation, or "Local French restaurant in Pennsylvania" as a restaurant unless those are in the list of accommodations or restaurants for the city.

Ignore the names of accommodations when deciding where to stay -- they are just symbols that do not contain relevant information. The only things that matter are the details of the accommodation, such as price, room type, house rules, minimum nights, maximum occupancy, review rate, and city.

Ignore the names of restaurants when deciding where to eat -- they are just symbols that do not contain relevant information. The only things that matter are the details of the restaurants, such as average cost, cuisines, and aggregate rating.

On days that the plan is to move between cities, breakfast, lunch, and dinner can be skipped.

On days that the plan is to stay in one city, breakfast, lunch, and dinner restaurants must be specified.

**\*\*Common Sense Reasoning\*\***

All details of the plan you provide should be logically consistent and adhere to common sense principles.

For example, you do not need to plan after returning to the origin city.

Do not let your prior knowledge or biases about cities influence where the travel plans takes you.

Also, do not let the name of an accommodation confuse you. For example, 'The New York hotel' in the list of Accommodations in Chicago means it is in Chicago, not New York. Please don't ignore that as a valid accommodation option in Chicago. Similarly, 'Hotel, 5 mins to San Francisco' in the list of Accommodations in Atlanta means it's in Atlanta, not San Francisco. Please don't ignore that as a valid accommodation option in Atlanta. 'Large bedroom' doesn't necessarily mean it can accommodate a lot of people. Check the price, room type, house rules, minimum nights, maximum occupancy, review rate, and city carefully for each accommodation.

Similarly, do not let the name of a restaurant confuse you. For example, 'The Wang restaurant' doesn't necessarily serve Chinese food. 'The French Cafe' doesn't necessarily serve French food. 'Upscale restaurant' doesn't necessarily mean the food is expensive. Check the average cost, cuisines, and aggregate rating carefully for each restaurant.

And of course, you cannot visit an attraction or restaurant on a day that you are not in the corresponding city at least part of the day.

Also, make sure that you output the correct number of days. For example, if the request is for a five day travel plan, you should have sections labeled "Day 1:" through "Day 5:". Don't skip any days, and don't add any extra days.

**\*\*Formatting\*\***

You must adhere to the format given in the examples.

Use the symbol '-' to indicate that a field is unnecessary.

When you travel between two cities in one day, you should note it in the 'Current City' section as in the example (i.e., from A to B).

Please be sure to include duration, distance, and cost if you are taking taxi or self-driving.

Please be sure to include Departure Time and Arrival Time if you are taking flights.

<END GENERAL INSTRUCTIONS>

Figure 17 | Example TravelPlanner prompt and model response with parent solutions given (Part 1)



```

## Examples
**Example 1**
Query: Could you create a travel plan for 7 people from Ithaca to Charlotte spanning 3 days, from March 8th to March 14th, 2022, with a budget of $30,200? Please be sure to include Indian and American cuisine.

Travel Plan:
```json
[
  {
    "days": 1,
    "current_city": "from Ithaca to Charlotte",
    "transportation": "Flight Number: F3633413, from Ithaca to Charlotte, Departure Time: 05:38, Arrival Time: 07:46",
    "breakfast": "Nagaland's Kitchen, Charlotte",
    "attraction": "The Charlotte Museum of History, Charlotte",
    "lunch": "Cafe Maple Street, Charlotte",
    "dinner": "Bombay Vada Pav, Charlotte",
    "accommodation": "Affordable Spacious Refurbished Room in Bushwick!, Charlotte",
  },
  {
    "days": 2,
    "current_city": "Charlotte",
    "transportation": "-",
    "breakfast": "Olive Tree Cafe, Charlotte",
    "attraction": "The Mint Museum, Charlotte;Romare Bearden Park, Charlotte.",
    "lunch": "Birbal Ji Dhaba, Charlotte",
    "dinner": "Pind Balluchi, Charlotte",
    "accommodation": "Affordable Spacious Refurbished Room in Bushwick!, Charlotte"
  },
  {
    "days": 3,
    "current_city": "from Charlotte to Ithaca",
    "transportation": "Flight Number: F3786167, from Charlotte to Ithaca, Departure Time: 21:42, Arrival Time: 23:26",
    "breakfast": "Subway, Charlotte",
    "attraction": "Books Monument, Charlotte.",
    "lunch": "Olive Tree Cafe, Charlotte",
    "dinner": "Kylin Skybar, Charlotte",
    "accommodation": "-",
  }
]
...
**End of Example 1**

**Example 2**
[...]

## Information and Query
Query: Can you assist in creating a comprehensive 5-day travel plan for a group of 7? We'll be starting our journey in Washington, planning to discover 2 cities in New York from March 23rd to March 27th, 2022. A budget of $9,100 is allocated for this trip. Our accommodation preferences are geared toward securing entire rooms. For transportation, we have decided to avoid self-driving. In terms of dining options, we are eager to savor a variety of cuisines, including American, Mexican, Chinese, and Italian.

<REFERENCE INFORMATION>
=====
Attractions in Atlanta
[...]
=====
<END REFERENCE INFORMATION>

```

Figure 18 | Example TravelPlanner prompt and model response with parent solutions given (Part 2)

Query: Can you help me craft a 3-day travel plan for two people, starting from South Bend and ending in Atlanta, from March 6th to March 8th, 2022? Our budget is \$1,500. We require accommodations that allow parties and we're interested in tasting local Mediterranean, American, Chinese, and Indian cuisines. Additionally, we are not planning on driving ourselves.

Parent Solutions

```

## Previous Plans
Here are some plans that were previously proposed and the corresponding issues with these plans:

**plan_v1**
[
  {
    "days": 1,
    "current_city": "from South Bend to Atlanta",
    "transportation": "Flight Number: F3648988, from South Bend to Atlanta, Departure Time: 12:30, Arrival Time: 14:21",
    "breakfast": "-",
    "attraction": "Georgia Aquarium, Atlanta",
    "lunch": "Daawat-e-Kashmir, Atlanta",
    "dinner": "Chef Style, Atlanta",
    "accommodation": "Spacious private room close St. Barnabas Hospital, Atlanta",
  },
  {
    "days": 2,
    "current_city": "Atlanta",
    "transportation": "-",
    "breakfast": "Saffron, Atlanta",
    "attraction": "World of Coca-Cola, Atlanta; Atlanta Botanical Garden, Atlanta",
    "lunch": "Asian Bistro, Atlanta",
    "dinner": "Punjab Restaurant, Atlanta",
    "accommodation": "-"
  },
  {
    "days": 3,
    "current_city": "from Atlanta to South Bend",
    "transportation": "Flight Number: F3637050, from Atlanta to South Bend, Departure Time: 10:26, Arrival Time: 12:06",
    "breakfast": "Taste of Vishal, Atlanta",
    "attraction": "-",
    "lunch": "-",
    "dinner": "-",
    "accommodation": "-"
  }
]
**End of plan_v1**

**Issues with plan_v1**
The issues with this plan are:
No accommodation specified on day 2. Only the last day is allowed to have no accommodation. Please specify the accommodation on day 2.
The accommodation "Spacious private room close St. Barnabas Hospital, Atlanta" WILL NOT WORK because staying there does not obey the accommodation's minimum nights rule. The current plan is to stay 1 nights at "Spacious private room close St. Barnabas Hospital, Atlanta", but "Spacious private room close St. Barnabas Hospital, Atlanta" requires staying for at least 2 nights. Please either spend more days staying in Atlanta (and spend fewer days in other cities), change the city order of this trip, and/or choose a different accommodation in Atlanta (don't be afraid of choosing a more expensive accommodation).

```

<CURRENT INSTRUCTION>  
 Now I want you to come up with a drastically different travel plan, that is far better than the previous plans.  
 <END CURRENT INSTRUCTION>

Figure 19 | Example TravelPlanner prompt and model response with parent solutions given (Part 3)

<CRITICAL THINKING INSTRUCTIONS>

In this process, I want you to play two roles to simulate critical thinking.

Let's name them Jane and John.

Jane is a critic who analyzes previous plans and issues.

Jane is careful to notice both strengths and shortcomings of the previous plans, and to point out possible ways the plans can be combined to make the new plan better.

Wherever possible, Jane makes concrete suggestions about how to fix the flaws she finds.

For example, if she notes that we need to find cheaper accommodation in New York, she also notes which accommodation in New York is cheaper while still satisfying the constraints.

After Jane's analysis, John comes up with the actual improved plan.

John thinks carefully about Jane's analysis and looks for opportunities to make a dramatically better plan, while keeping in mind all of the constraints.

<END CRITICAL THINKING INSTRUCTIONS>

Jane, remember you're the best in the world at analyzing flawed travel plans.

Strategy/Question Prompt

Keep in mind the most recent <CURRENT INSTRUCTION> while doing your analysis.

If the current plan exceeds the budget, that should be the first thing to fix.

Strategies to try include:

- \* Think systematically about the previous plans and what their feedback is revealing about where the plans went wrong.
- \* Making sure you have selected the cheapest accommodation in each city that satisfies the constraints.
- \* Making sure you have selected the cheapest restaurants that satisfies the constraints.
- \* Making sure you spend fewer days in more expensive locations and more days in cheaper locations.
- \* Making sure you are visiting cities in the cheapest order.
- \* Making sure you are using the cheapest transportation options permitted by the constraints.
- \* Flights are NOT the only way to travel. Self-driving is NOT the only way to travel. Taxi is NOT the only way to travel. Any of these can be used if they are specified in the <REFERENCE INFORMATION> and satisfy the constraints.
- \* If the budget is very tight, try spending as many days as possible in the city with the cheapest accommodation, and just one day in each of the other cities.
- \* Remember that you must visit all of the requested cities. You can't make the trip cheaper by skipping a city.
- \* Pay careful attention to the travel options when determining the order of cities visited if the query doesn't permit self-driving. For example, if you're planning a trip from Newark to visit Los Angeles, San Diego, and San Francisco in California, and the <REFERENCE INFORMATION> only offers flights from Newark to San Francisco on the start date of the trip, and flights from San Diego to Newark on the last day of the trip, then the order of cities visited in California must be San Francisco first, then Los Angeles, and finally San Diego.
- \* Remember to ignore the names of accommodations when deciding where to stay. The names are just advertisements meant to attract customers, and they cannot be trusted. The only things that matter are the details of the accommodation, such as price, the minimum number of nights permitted, and the various restrictions like whether or not visitors are allowed.
- \* Keep in mind that the cost of the selected accommodation is impacted by the number of people on the trip and the maximum occupancy of the accommodation. For example, if three people are traveling and they try to stay in a two person accommodation, they will be charged double the price.

Ask yourself the following questions (and any other questions you think are important) before providing your analysis:

Does the plan have the correct number of total days? The original query said how long the trip should be, so make sure the plan takes that into account.

What can we learn from all of the previous plans and their feedback?

Do we need to backtrack from the current best plan in order to resolve the issues with it?

Were all of the requested cities visited?

If the cities are visited in a different order, can you reduce the cost of travel in the plan while still satisfying the constraints?

Are there hard constraints on the city order due to the travel options provided in the <REFERENCE INFORMATION>?

Are there cheaper options that could still satisfy the constraints? In particular, is the accommodation in each city the cheapest that still satisfies the constraints?

Did you make sure the accommodation in each city is the cheapest for the given number of people?

Figure 20 | Example TravelPlanner prompt and model response with parent solutions given (Part 4)

Remember that the actual price paid for the accommodation depends on the number of people traveling and the maximum occupancy of the accommodation.  
Is it possible to satisfy some constraints (such as budget) while staying fewer days in more expensive locations and more days in cheaper locations?  
Are there accommodations that you can completely ignore, such as those having minimum nights longer than the entire trip?  
For every requested cuisine, is there at least one breakfast, lunch, or dinner choice that satisfies it?  
How cheap can you make the new plan?  
Is there a way to satisfy the constraints while switching the order the cities are visited in?  
Do the transportation choices make sense? For example, a short flight might be much more expensive than taking a taxi if the cities are close to each other.  
Are there any obvious issues, such as selecting an accommodation, restaurant, or attraction that isn't actually in the city or cities visited that day?  
What's the smallest set of changes that can resolve all of the currently known issues?  
If many plans are exceeding the budget, did you try spending only one day in the city with the most expensive accommodation, and more days in the city with the least expensive accommodation?  
Did you double-check that the selected accommodation is the cheapest for the given number of people?  
Did you remember to make sure you are obeying the minimum nights specified for all of the selected accommodations?  
Did you remember to ignore the names of accommodations when deciding where to stay?

Jane, your analysis should be in plain text. John, your JSON output should only have the structure shown in the examples: a single list with a separate dictionary for each day of the plan. Do not output any other JSON structure.

As instructed above, John, write down your reasoning step-by-step before writing the final plan in JSON.

John, remember that you're the best in the world at writing budget travel plans based on Jane's analyses. Incorporate everything you have learned from the previous plans, their feedback, and Jane's analyses to write the final plan.

Be sure to follow the most recent <CURRENT INSTRUCTION>!

Take a deep breath, explain your reasoning step-by-step, and then write the final plan in JSON.

Don't forget to specify the city with each restaurant, accommodation, and attraction (for example, "lunch": "Bob's Diner, New York",).

Your JSON output should only have the structure shown in the examples: a single list with a separate dictionary for each day of the plan. Do not output any other JSON structure.

Jane, please begin your analysis.



**Model Response**

**\*\*Jane's Analysis:\*\***

- \*\*Budget Concerns\*\*:** The previous plan went over the budget by \$600, which is substantial. I need to find significantly cheaper accommodation and dining options to ensure we stay within the \$1500 budget.
- \*\*Accommodation Selection\*\*:** The "Charming Carroll Gardens 2 BR" was inappropriate due to house rules not allowing parties. I'll need to find a different accommodation that permits parties and is budget-friendly. "Spacious private room close St. Barnabas Hospital" could not be selected previously due to its minimum stay rule, but it seems like it offers a nightly price that may work. I will explore it once more alongside other affordable options.
- \*\*Meals and Cuisines\*\*:** All cuisines (Mediterranean, American, Chinese, and Indian) must still be covered. In previous plans, certain meals were selected without considering the average costs. I should lean towards more affordable restaurant options that still satisfy our diverse culinary interests.

Figure 21 | Example TravelPlanner prompt and model response with parent solutions given (Part 5)



4. **Transportation Follow-Up**: Self-driving is not an option, so sticking to flights is essential. Moreover, confirming that flight costs do not approximate excessive figures is significant. Since the current flight selections do not alter much, I will look at reassessing them for potential savings.

5. **Day Adjustments**: I will structure this travel plan so that we maximize lower-cost options for as long as possible, prioritizing cheaper accommodations over luxurious experiences, especially to keep costs in check.

6. **Attraction Choices**: I will ensure that the attractions selected are still engaging but do not add significant costs to the plan.

Considering these factors, I will now draft a more suitable travel plan that aligns with the suggestions and feedback received.

**John's Travel Plan:**

```
```json
[
  {
    "days": 1,
    "current_city": "from South Bend to Atlanta",
    "transportation": "Flight Number: F3648988, from South Bend to Atlanta, Departure Time: 12:30, Arrival Time: 14:21",
    "breakfast": "-",
    "attraction": "Georgia Aquarium, Atlanta",
    "lunch": "Ahata, Atlanta",
    "dinner": "Saffron, Atlanta",
    "accommodation": "Spacious private room close St. Barnabas Hospital, Atlanta",
  },
  {
    "days": 2,
    "current_city": "Atlanta",
    "transportation": "-",
    "breakfast": "Taste of Vishal, Atlanta",
    "attraction": "World of Coca-Cola, Atlanta; Atlanta Botanical Garden, Atlanta",
    "lunch": "Asian Bistro, Atlanta",
    "dinner": "Punjab Restaurant, Atlanta",
    "accommodation": "Spacious private room close St. Barnabas Hospital, Atlanta"
  },
  {
    "days": 3,
    "current_city": "from Atlanta to South Bend",
    "transportation": "Flight Number: F3637050, from Atlanta to South Bend, Departure Time: 10:26, Arrival Time: 12:06",
    "breakfast": "-",
    "attraction": "-",
    "lunch": "-",
    "dinner": "-",
    "accommodation": "-"
  }
]
```
```

Figure 22 | Example TravelPlanner prompt and model response with parent solutions given (Part 6)

```

import datetime
from typing import Any, Sequence

def meeting_plan_eval(plan: list[str],
                      start_location: str,
                      initial_time: str,
                      friend_schedules: dict[str, Any],
                      distance_matrix: dict[str, Any]):
    """Evaluate meeting plan.

    Args:
        plan: a list of planned steps, such as ['You start at Russian Hill at 9:00AM.', 'You
            travel to Marina District in 7 minutes and arrive at 9:07AM.', 'You wait until 3:45
            PM.', 'You meet James for 75 minutes from 3:45PM to 5:00PM.'].
        start_location: Your initial location
        initial_time: the initial time, such as 10:30AM
        friend_schedules: friend's location, available time, the amount of time for the meeting,
            such as {'Stephanie': {'location': 'Mission District', 'start_time': '10:30AM', '
            end_time': '1:30PM', 'meeting_time': 120}}
        distance_matrix: Distances between locations, such as {'Marina District': {'Mission
            District': 20}, 'Mission District': {'Marina District': 19}}
    """

    met_with = {}
    score = 0.0
    feedback = []
    cur_location = start_location
    cur_time = datetime.datetime.strptime(initial_time, "%
    assert isinstance(plan, list)

    for step in plan:
        try:
            if step.startswith("You start"):
                continue
            elif step.startswith("You travel"):
                destination = step.split("travel to ")[1].split(" in")[0].strip()
                cur_time = cur_time + datetime.timedelta(
                    minutes=distance_matrix[cur_location][destination]
                )

                cur_location = destination
            elif step.startswith("You wait"):

                raw_end_time = step.split("wait until ")[1].split(".")[0].strip()
                end_time = None
                try:
                    end_time = datetime.datetime.strptime(raw_end_time, "%
                except ValueError:
                    score -= 2
                    feedback.append(f"\{step}\ is invalid because the time format doesn't follow the
                        examples.")

                if end_time <= cur_time:
                    end_time_str = end_time.strftime("%
                    score -= 2
                    feedback.append(f"\{step}\ is invalid because but the previous step already ends
                        at {end_time_str} and you cannot go backwards in time.")

                cur_time = end_time
            elif step.startswith("You meet"):

```

Figure 23 | The Meeting Planning evaluation function (part 1).

```
person = step.split("meet ")[1].split(" for")[0].strip()
if person in met_with:
    score -= 2
    feedback.append(f"\{step}\\" is invalid because you would be meeting with {person}
                    more than once.")
met_with[person] = 1
new_time = cur_time + datetime.timedelta(
    minutes=friend_schedules[person]["meeting_time"]
)

loc = friend_schedules[person]["location"]
start_time = friend_schedules[person]["start_time"]
end_time = friend_schedules[person]["end_time"]
start_time_str = start_time.strftime("%
end_time_str = end_time.strftime("%

if cur_location == loc and cur_time >= start_time and new_time <= end_time:
    score += 1
    cur_time = new_time
else:
    score -= 2
    feedback.append(f"\{step}\\" is invalid because it doesn't match the schedule of {
person}, who will be at {loc} from {start_time_str} to {end_time_str}.")
else:
    raise ValueError("Unknown plan format")
except Exception:
    score -= 10
    feedback.append(f"\{step}\\" is invalid because the format doesn't follow the examples
.")

all_names = set(friend_schedules.keys())
not_met_with = ", ".join(list(all_names - set(met_with.keys())))

return score, feedback
```

Figure 24 | The Meeting Planning evaluation function (part 2).

## B. Data Splits

**TravelPlanner** TravelPlanner has 45 training tasks, 180 validation tasks, and 1,000 test tasks in the original benchmark.

**Natural Plan – Trip Planning** The Trip Planning benchmark has 1,600 example tasks. There are eight different difficulty levels, ranging from 3 to 10 cities. Each difficulty level has 200 examples. We split the dataset into validation and test sets by putting the first 40 examples from each difficulty level into validation, and the last 160 examples into test, giving 320 examples in validation (which we used for prompt development) and 1,280 for test. In Figure 4, we show the performance at each difficulty level.

**Natural Plan – Meeting Planning** The Meeting Planning benchmark has 1,000 example tasks. There are ten different difficulty levels, ranging from meeting one to ten different friends. Each difficulty level has 100 examples. We split the dataset into validation and test sets by putting the first 50 examples from each difficulty level into validation, and the last 50 examples into test, giving 500 examples in validation (which we used for prompt development) and 500 for test. In Figure 5, we show the performance at difficulty level.

## C. GPT Results

Table 7 presents the results of Mind Evolution using GPT-4o-mini with the same sets of prompts. Specifically, with 1-pass inference, GPT-4o-mini also struggles at planning tasks, achieving 0% on TravelPlanner, 9.1% success rate on Trip Planning, and 20.2% success rate on Meeting Planning. Again, Mind Evolution significantly improves the performance by over 100% relatively across different benchmarks.

|                                    | Success Rate |
|------------------------------------|--------------|
| TravelPlanner [42]                 | 79.4%        |
| Natural Plan [47] Trip Planning    | 48.1%        |
| Natural Plan [47] Meeting Planning | 86.4%        |

Table 7 | Mind Evolution with GPT-4o-Mini results on validation sets.

## D. Model Pricing and API Cost Curves

Table 8 shows the API pricing of different models used in our evaluation (Tables 2), at the time of writing (October 2024).

Figure 25 gives insight into the scaling properties of the various strategies in terms of their API cost, which

| Model             | Input Token | Output Token |
|-------------------|-------------|--------------|
| Gemini 1.5 Flash  | \$0.075/M   | \$0.30/M     |
| Gemini 1.5 Pro    | \$1.25/M    | \$5.00/M     |
| GPT-4o-Mini       | \$0.15      | \$0.60       |
| OpenAI o1-preview | \$15.00/M   | \$60.00/M    |

Table 8 | Pricing at the time of writing (October 2024). These differences serve as a proxy for real computational cost differences among models.

is also a linear combination of the input token counts and the output token counts, weighted by base rate (Table 8).

## E. Additional Examples

In addition to Table 3, we present qualitative examples of TravelPlanner and Meeting Planning in Table 9 and Table 10, respectively.

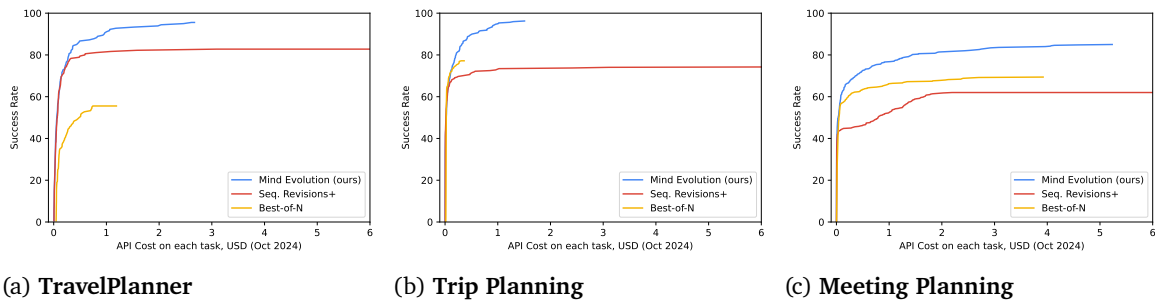


Figure 25 | API cost per task (Oct 2024) vs. Success Rate on the validation sets with Gemini 1.5 Flash. API cost is also a linear combination of input token counts and output token counts. Note that Sequential-Revision+ curves are cut short. As the conversations can run up to 80 turns, it usually consumes a lot more tokens than the other methods.



Q: Could you construct a 3-day journey for two people from Chicago to Albany that takes place from March 22nd to March 24th, 2022? Our budget is \$2,300. We require accommodations that allow smoking and should ideally be entire rooms. We will not be self-driving during this trip. On the subject of cuisine, we're open to any suggestions you might have.

[Transportation Options] Taxi: N/A, Self-Driving: N/A, Flights: F3732604 [...]

[Accommodation Options in Albany] 2Br Union square Newly furnished (minimum 30 nights), [...]  
[...]

| Method                | Answer                                                                                                                                                                                                                                                                                                                                                                                                                                                                                                                                                                                                                                                                                                                                                                                                                                                                                                                                                                                                       |
|-----------------------|--------------------------------------------------------------------------------------------------------------------------------------------------------------------------------------------------------------------------------------------------------------------------------------------------------------------------------------------------------------------------------------------------------------------------------------------------------------------------------------------------------------------------------------------------------------------------------------------------------------------------------------------------------------------------------------------------------------------------------------------------------------------------------------------------------------------------------------------------------------------------------------------------------------------------------------------------------------------------------------------------------------|
| 1-Pass                | [Day 1] city: 'from Chicago to Albany', accommodation: 'Spacious room with huge bay window & natural light, Albany', attraction: '-', breakfast: '-', dinner: 'Kaiser, Albany', lunch: '-', transportation: 'Flight Number: F3983351, from Chicago to Albany, Departure Time: 20:20, Arrival Time: 23:04' [Day 2] city: 'Albany', accommodation: 'Spacious room with huge bay window & natural light, Albany', attraction: 'Albany Pine Bush Preserve, Albany;New York State Museum, Albany;', breakfast: 'Desi Villa, Albany', lunch: 'Just Parkash, Albany', dinner: 'Kaiser, Albany', 'transportation': '-' [Day 3] city: 'from Albany to Chicago', accommodation: '-', attraction: 'Hear about Here, Albany;', breakfast: 'Cafe Coffee Day The Square, Albany', lunch: 'PiccoLicko, Albany', dinner: 'StarvinMarvin, Albany', transportation: 'Flight Number: F3813300, from Albany to Chicago, Departure Time: 16:40, Arrival Time: 17:52' ✖The total cost exceeds the budget of \$2300 by \$114, [...] |
| Best-of-N             | [Day 1] city: 'from Chicago to Albany', accommodation: 'Mid Town East Side Apartment, Albany', attraction: 'New York State Museum, Albany', breakfast: '-', dinner: 'Kaiser, Albany', lunch: '-', transportation: 'Taxi, from Chicago to Albany, duration: 12 hours 53 mins, distance: 723 km, cost: 532' [Day 2] city: 'Albany', accommodation: 'Mid Town East Side Apartment, Albany', attraction: 'Albany Institute of History & Art, Albany', breakfast: 'Echoes Satyaniketan, Albany', lunch: 'Cafe Coffee Day The Square, Albany', dinner: 'Urban Punjab, Albany', 'transportation': '-' [Day 3] city: 'from Albany to Chicago', accommodation: '-', attraction: 'Historic Cherry Hill, Albany', breakfast: 'Just Parkash, Albany', lunch: 'BKs The Juice Bar, Albany', dinner: '-', transportation: 'Flight Number: F4008387, from Albany to Chicago, Departure Time: 05:05, Arrival Time: 06:11' ✖Taxi from Chicago to Albany on day 1 is not a valid option, [...]                                  |
| Sequential Revisions+ | [Day 1] city: 'from Chicago to Albany', accommodation: '2Br Union square Newly furnished', Albany', attraction: '-', breakfast: '-', dinner: '-', lunch: '-', transportation: 'Flight Number: F3983350, from Chicago to Albany, Departure Time: 14:29, Arrival Time: 17:03' [Day 2] city: 'Albany', accommodation: '2Br Union square Newly furnished', attraction: 'New York State Museum, Albany;Albany Pine Bush Preserve, Albany', breakfast: 'Cafe Coffee Day, Albany', lunch: 'PiccoLicko, Albany', dinner: 'Kaiser, Albany', 'transportation': '-' [Day 3] city: 'from Albany to Chicago', accommodation: '-', attraction: 'The McPherson Legacy to the City of Albany - Robert Burns Statue, Albany', breakfast: '-', lunch: '-', dinner: '-', transportation: 'Flight Number: F3732604, from Albany to Chicago, Departure Time: 05:53, Arrival Time: 07:24' ✖'2Br Union square Newly furnished' requires staying at least 30 nights, [...]                                                           |
| Mind Evolution (ours) | [Day 1] city: 'from Chicago to Albany', accommodation: 'Mid Town East Side Apartment, Albany', attraction: '-', breakfast: '-', dinner: '-', lunch: '-', transportation: 'Flight Number: F3983350, from Chicago to Albany, Departure Time: 14:29, Arrival Time: 17:03' [Day 2] city: 'Albany', accommodation: 'Mid Town East Side Apartment, Albany', attraction: 'Albany Institute of History & Art, Albany', breakfast: 'StarvinMarvin, Albany', lunch: 'Cafe Coffee Day The Square, Albany', dinner: 'PiccoLicko, Albany', 'transportation': '-' [Day 3] city: 'from Albany to Chicago', accommodation: '-', attraction: 'The McPherson Legacy to the City of Albany - Robert Burns Statue, Albany', breakfast: '-', lunch: '-', dinner: '-', transportation: 'Flight Number: F4008387, from Albany to Chicago, Departure Time: 05:05, Arrival Time: 06:11' ✔                                                                                                                                             |

Table 9 | An example TravelPlanner task and the solutions proposed by Mind Evolution and the baselines method.

Q: You are visiting San Francisco for the day and want to meet as many friends as possible. Solve the problem by considering various different schedules and picking the best one to optimize your goals.

Travel distances (in minutes):

The Castro to Sunset District: 17. The Castro to Presidio: 20. The Castro to Bayview: 19. The Castro to Chinatown: 20. The Castro to Mission District: 7. Sunset District to The Castro: 17. Sunset District to Presidio: 16. Sunset District to Bayview: 22. Sunset District to Chinatown: 30. Sunset District to Mission District: 24. Presidio to The Castro: 21. Presidio to Sunset District: 15. Presidio to Bayview: 31. Presidio to Chinatown: 21. Presidio to Mission District: 26. Bayview to The Castro: 20. Bayview to Sunset District: 23. Bayview to Presidio: 31. Bayview to Chinatown: 18. Bayview to Mission District: 13. Chinatown to The Castro: 22. Chinatown to Sunset District: 29. Chinatown to Presidio: 19. Chinatown to Bayview: 22. Chinatown to Mission District: 18. Mission District to The Castro: 7. Mission District to Sunset District: 24. Mission District to Presidio: 25. Mission District to Bayview: 15. Mission District to Chinatown: 16.

CONSTRAINTS:

You arrive at The Castro at 9:00AM. Michelle will be at Sunset District from 6:30PM to 8:30PM. You'd like to meet Michelle for a minimum of 120 minutes. Amanda will be at Presidio from 9:30PM to 10:00PM. You'd like to meet Amanda for a minimum of 30 minutes. Sandra will be at Bayview from 10:00AM to 2:30PM. You'd like to meet Sandra for a minimum of 90 minutes. Kevin will be at Chinatown from 6:15PM to 7:15PM. You'd like to meet Kevin for a minimum of 45 minutes. Mark will be at Mission District from 12:30PM to 1:45PM. You'd like to meet Mark for a minimum of 75 minutes.

**Method**

**Answer**

|                       |                                                                                                                                                                                                                                                                                                                                                                                                                                                                                                                                                                                                                                                                                                                                                                                                                                                                                                       |
|-----------------------|-------------------------------------------------------------------------------------------------------------------------------------------------------------------------------------------------------------------------------------------------------------------------------------------------------------------------------------------------------------------------------------------------------------------------------------------------------------------------------------------------------------------------------------------------------------------------------------------------------------------------------------------------------------------------------------------------------------------------------------------------------------------------------------------------------------------------------------------------------------------------------------------------------|
| 1-Pass                | ['You start at The Castro at 9:00AM', 'You travel to Bayview in 19 minutes and arrive at 9:19AM', 'You meet Sandra for 90 minutes from 10:00AM to 11:30AM', 'You travel to Mission District in 13 minutes and arrive at 11:43AM', 'You meet Mark for 75 minutes from 12:30PM to 1:45PM', 'You travel to Sunset District in 24 minutes and arrive at 2:09PM', 'You wait until 6:30PM', 'You meet Michelle for 120 minutes from 6:30PM to 8:30PM', 'You travel to Chinatown in 30 minutes and arrive at 8:30PM', 'You wait until 6:15PM', 'You meet Kevin for 45 minutes from 6:15PM to 7:00PM', 'You travel to Presidio in 19 minutes and arrive at 7:19PM', 'You wait until 9:30PM', 'You meet Amanda for 30 minutes from 9:30PM to 10:00PM'] ✖'Meeting Mark for 75 minutes from 12:30PM to 1:45PM' doesn't match the schedule of Mark, who will be at Mission District from 12:30PM to 01:45PM [...] |
| Best-of-N             | ['You start at The Castro at 9:00AM', 'You travel to Bayview in 19 minutes and arrive at 9:19AM', 'You wait until 10:00AM', 'You meet Sandra for 90 minutes from 10:00AM to 11:30AM', 'You travel to Mission District in 13 minutes and arrive at 11:43AM', 'You wait until 12:30PM', 'You meet Mark for 75 minutes from 12:30PM to 1:45PM', 'You travel to Sunset District in 24 minutes and arrive at 2:09PM', 'You wait until 6:30PM', 'You meet Michelle for 120 minutes from 6:30PM to 8:30PM', 'You travel to Chinatown in 30 minutes and arrive at 8:30PM', 'You wait until 6:15PM', 'You meet Kevin for 45 minutes from 6:15PM to 7:00PM', 'You travel to Presidio in 19 minutes and arrive at 7:19PM', 'You wait until 9:30PM', 'You meet Amanda for 30 minutes from 9:30PM to 10:00PM'] ✖'Waiting until 6:15PM' is invalid because the previous step ends after 06:15PM.                    |
| Sequential Revisions+ | ['You start at The Castro at 9:00AM', 'You travel to Mission District in 7 minutes and arrive at 9:07AM', 'You wait until 12:30PM', 'You meet Mark for 30 minutes from 12:30PM to 1:00PM', 'You travel to Sunset District in 17 minutes and arrive at 1:17PM', 'You wait until 6:30PM', 'You meet Michelle for 30 minutes from 6:30PM to 7:00PM', 'You travel to Presidio in 16 minutes and arrive at 7:16PM', 'You wait until 9:30PM', 'You meet Amanda for 30 minutes from 9:30PM to 10:00PM'] Not meeting with Kevin and Sandra.                                                                                                                                                                                                                                                                                                                                                                   |
| Mind Evolution (ours) | ['You start at The Castro at 9:00AM', 'You travel to Bayview in 19 minutes and arrive at 9:19AM', 'You wait until 10:00AM', 'You meet Sandra for 90 minutes from 10:00AM to 11:30AM', 'You travel to Mission District in 13 minutes and arrive at 11:43AM', 'You wait until 12:30PM', 'You meet Mark for 75 minutes from 12:30PM to 1:45PM', 'You travel to Chinatown in 16 minutes and arrive at 2:01PM', 'You wait until 6:15PM', 'You meet Kevin for 45 minutes from 6:15PM to 7:00PM', 'You travel to Presidio in 19 minutes and arrive at 7:19PM', 'You wait until 9:30PM', 'You meet Amanda for 30 minutes from 9:30PM to 10:00PM'] ✔Not meeting with Michelle, but this is a best possible plan.                                                                                                                                                                                               |

Table 10 | An example Meeting Planning task and the solutions proposed by Mind Evolution and the baselines method.

## F. Additional Details for StegPoet

The prompt design used for StegPoet is given in Figure 26.

**StegPoet Evaluation** Each proposed solution should contain a cipher and text component. The first step is to calculate what is encoded in the text by finding all the cipher strings; this is done via simple capitalization-agnostic character-matches. We refer to the actual encoded string as  $M'$ . If  $M = M'$  the problem is solved correctly. The numeric evaluation of a proposed solution is computed as follows:

1. Invalid if the text or cipher component cannot be parsed or violates constraints.
  - (a) Words in the cipher cannot be subsets of each other (e.g., origin and original).
  - (b) Words in the cipher cannot be repeated.
  - (c) Words in the cipher should be at least 4 characters long.
  - (d) Words in the cipher should contain only alphabetic characters.
2. What is the first position,  $i$ , in which  $M_i \neq M'_i$ ? This is the integer part of the score.
3. Compute the Levenshtein distance between  $M$  and  $M'$ . Levenshtein distance is often used in information theory and linguistics to measure the difference between two sequences [2]. This is scaled between (0,1) and added to the integer component above.
3. If a word appears an incorrect number of times (too few or too many) in the text, it is indicated, along with the error.
4. An annotated copy of the text is returned. The annotations indicate where the cipher-keywords were found (they are shown asterisked), and the first error is indicated.
5. If the text encodes the cipher correctly, but also encodes extra words, that is indicated.
6. If everything in  $M'$  is correct, but  $|M'| < |M|$ , it is indicated as such.

For this task, we experimented with many different genre forms (poetry, short-story fiction, essay, monologue, etc.), as well as inspirations from contemporary to classic writers.

Additionally, textual feedback, without numeric penalties, is also provided in the revision request made to the LLM.

1. A clearly marked list of what  $M'$  was found.
2. A list of number mappings missing from the cipher, or unnecessary numbers specified in the cipher.

For this task, you are the world's best poet, linguist and hidden code creator!  
 You strive to write in the style of shel silverstein.  
 I would like you to come up with a 1:1 mapping from numbers to words for the list of numbers demarcated by <HIDDEN-MESSAGE START> and <HIDDEN-MESSAGE END>.  
 Then, cleverly hide the numbers in an poem about the fun of walking.

- SPECIFICS:
- \* You can choose the words.
  - \* A number cannot have more than one word assigned to it.
  - \* A word cannot be used twice in the mapping.
  - \* Create a substitution-ENCODING-CIPHER for each number and then put those words into the poem in the order that they appear in the hidden message.
  - \* If you use a word in the ENCODING-CIPHER in the poem, then it can only be used to encode a number. Nowhere else. Otherwise it will be mistaken as part of the message.
  - \* The numbers must be encoded in the order that they appear in the hidden message.

```
<HIDDEN-MESSAGE START>
90 70 50 40 40 10 50 80 70 900 50 30
<HIDDEN-MESSAGE END>
```

- Here are some guidelines to follow.
- \* The poem must NOT contain any numbers.
  - \* Numbers should NOT be encoded with a word or words that directly represent the number. For example, DO NOT represent "2" : "Dual". Similarly, "4" : "four" is not acceptable.
  - \* In general, numbers should not be represented by words that are numeric in nature.
  - \* Numbers should not be represented by hyphenated words or using any other non alphabetic character. They should be encoded with single words.
  - \* The words used for ciphers should not be subsets of each other.
  - \* Your poem should make sense, be understandable, and be in the style of shel silverstein.
  - \* Your poem should not just be a list of words that look like jibberish.
- Try to have at least 4 words between your cipher words.

- Absolutely crucial:
- \* Important -- make sure that each number in the hidden message is represented in the poem.
  - \* DO NOT SKIP ANY numbers. The numbers must be encoded in the SAME order as they are given to you.
  - \* PRECISION IS OF THE UTMOST IMPORTANCE.
  - \* Note that we did not use common words such as 'and' and 'the' etc. to encode the numbers, as such words may be difficult to use only at the specific times required to encode the hidden-message.
  - \* You should not use common words to encode the numbers in the cipher.
  - \* The words you use in the cipher should be at least 4 characters long.
  - \* Though you may have to use the same word multiple times, try to avoid using the same sentence or phrase multiple times.

Please begin and end your poem with <POEM START> and <POEM END>.

- FORMATTING INSTRUCTIONS:
- \* Please begin your answer by providing the mapping from the numbers in the hidden message to the words you select.
  - \* I've included 3 examples of successful ENCODING-CIPHERs below.
  - \* VERY, VERY IMPORTANT: You should come up with your own creative ENCODING-CIPHERs!
  - \* Note the semicolon that is required after each cipher entry in the ENCODING-CIPHER section. This must be present!

EXAMPLE #1:

Can you please hide the message demarcated by <HIDDEN-MESSAGE START> and <HIDDEN-MESSAGE END> into a poem about computers.

```
<HIDDEN-MESSAGE START>
77 22 33 40 44 77 50 66 55 5 40 3 70 8
<HIDDEN-MESSAGE END>
```

```
<ENCODING-CIPHER START>
```

```
"22" : "computers";
"33" : "become";
"44" : "vital";
"55" : "them";
"66" : "need";
"77" : "everyday";
"40" : "more";
"50" : "need";
"70" : "certain";
"3" : "grow";
"5" : "exist";
"8" : "future";
<ENCODING-CIPHER END>
```

```
<POEM START>
Everyday, computers become more vital to our lives.
Everyday, we need them to exist more and more.
That will grow, for certain, in the future.
<POEM END>
```

Figure 26 | An example initial prompt for StegPoet. Only 1 of 3 examples is shown.