

The Inherent Limits of Pretrained LLMs: The Unexpected Convergence of Instruction Tuning and In-Context Learning Capabilities

Irina Bigoulaeva¹, Harish Tayyar Madabushi² Iryna Gurevych¹

¹Ubiquitous Knowledge Processing Lab, Technical University of Darmstadt

²Department of Computer Science, The University of Bath

www.ukp.tu-darmstadt.de

htm43@bath.ac.uk

Abstract

Large Language Models (LLMs), trained on extensive web-scale corpora, have demonstrated remarkable abilities across diverse tasks, especially as they are scaled up. Nevertheless, even state-of-the-art models struggle in certain cases, sometimes failing at problems solvable by young children, indicating that traditional notions of task complexity are insufficient for explaining LLM capabilities. However, exploring LLM capabilities is complicated by the fact that most widely-used models are also ‘instruction-tuned’ to respond appropriately to prompts. With the goal of disentangling the factors influencing LLM performance, we investigate whether instruction-tuned models possess fundamentally different capabilities from base models that are prompted using in-context examples. Through extensive experiments across various model families, scales and task types, which included instruction tuning 90 different LLMs, we demonstrate that the performance of instruction-tuned models is significantly correlated with the in-context performance of their base counterparts. By clarifying what instruction-tuning contributes, we extend prior research into in-context learning, which suggests that base models use priors from pre-training data to solve tasks. Specifically, we extend this understanding to instruction-tuned models, suggesting that their pretraining data similarly sets a limiting boundary on the tasks they can solve, with the added influence of the instruction-tuning dataset.¹

1 Introduction, Motivation and Context

Large Language Models (LLMs), trained primarily on the task of sequence completion on web-scale corpora, are now capable of solving a wide variety of tasks and interacting with us in meaningful ways through natural-language text. The set of tasks on which an LLM performs significantly above the

random baseline in the zero-shot setting, i.e., *task solvability*, is routinely used to compare models’ capabilities (OpenAI et al., 2024b; Srivastava et al., 2023; Wei et al., 2022b; Chowdhery et al., 2023), and it has been shown that increasing the parameter count and the amount of training data of these models (i.e., “scaling up”) increases the range of tasks they can solve (Kaplan et al., 2020; Chowdhery et al., 2023). Some works suggest that LLMs can solve complex tasks, even in scenarios where they cannot rely on memory, for which humans would typically resort to reasoning (Lu et al., 2024; Srivastava et al., 2023; Wei et al., 2022b).

However, despite their many capabilities, LLMs are not infallible. Even at the largest of scales, there remain tasks that LLMs cannot solve. For example, the most advanced models currently available, including GPT-4 (OpenAI et al., 2024b) and GPT-o1 (OpenAI et al., 2024a), continue to fail on tasks that require reasoning and planning (Valmeekam et al., 2024b,a). Most previous works have, either explicitly or implicitly, categorized the hardness of tasks for LLMs in light of their hardness for humans (Srivastava et al., 2023; Wei et al., 2022b). Interestingly, however, there is little correlation between the array of tasks that LLMs can solve and the array of tasks that can be solved by humans at various stages of cognitive development (e.g. childhood vs. adulthood). While LLMs are capable of solving advanced college-level science questions (Chowdhery et al., 2023), they often fail at tasks that seven- and ten-year-old children can solve with ease (Shapira et al., 2023). It is therefore clear that traditional, human-centric notions of ‘task complexity’ fail to explain the success and failure of LLMs in solving tasks. In other words, *we cannot reliably use information about how hard a task would be for a human to infer how difficult it would be for an LLM*. Thus, it becomes crucial to investigate which particular properties in fact influence LLM performance on that task.

¹<https://github.com/UKPLab/arxiv2025-inherent-limits-plms>

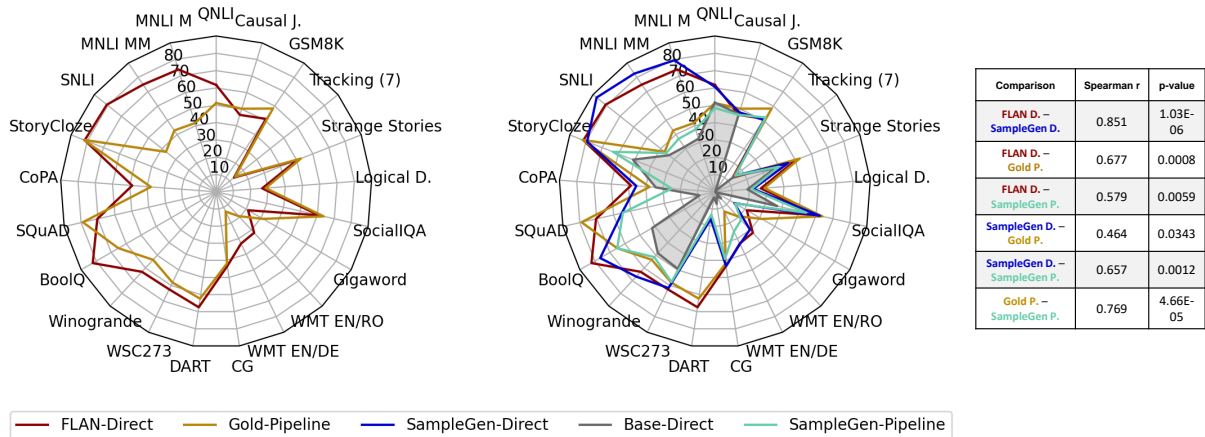


Figure 1: Our main results for LLaMA-2 13B demonstrate a significant correlation between the performance of base models prompted with in-context examples (and their variants) and that of an instruction-tuned model. Base-D is the zero-shot base model, close to the random baseline. This correlation is additionally dependant on the task clusters present in the instruction-tuning data. This is particularly visible in the isolated comparison of the FLAN and Gold Pipeline models (left). Plots showing generalisation across model families and scale are in the Appendix (5, 6).

1.1 Priors from Pretraining Data

A likely source of this disconnect between human-centric task complexity and LLM performance is the possibility that LLMs use priors from pretraining data, just as priors from training data are central to the performance of any machine learning model.

However, systematically exploring such capabilities of LLMs is complicated by various post-training processes that are commonly employed to enhance LLMs after pretraining. Most notable is instructional fine-tuning (also known as instruction tuning), which improves understanding of user instructions (Wei et al., 2022a). Instruction tuning is particularly important to disentangle, as models which are not instruction-tuned tend not to be able to directly solve complex tasks (Lu et al., 2024).

Prior work has demonstrated that base LLMs are likely to be using priors from pre-training data to solve tasks (detailed discussion in Section 2.1). In fact, instruction-tuned models struggle with “counterfactual” tasks—those that deviate from standard assumptions but rely on similar logic, such as performing addition in base-9 (Wu et al., 2024). We contend that this suggests that instruction-tuned models might similarly rely on priors from pre-training data, and focus on establishing if instruction tuning fundamentally alters what LLMs are capable of.

1.2 Contributions

Some studies claim that LLMs show early signs of ‘intelligence’ or ‘creativity’ (Bubeck et al., 2023),

while others highlight their reliance on autoregressive mechanisms—the ability to predict the next word in a sequence (McCoy et al., 2024). However, we argue that these abilities are better understood as a product of generalisation from priors from the massive datasets they were pretrained on. Crucially, these models require instruction tuning to handle complex tasks in the zero-shot setting without additional training, which raises an important question: What exactly does instruction tuning achieve? Therefore, this work explores whether instruction tuning provides models with fundamentally new abilities or simply improves their ability to interpret instructions (see also Section 2.2). By answering this, we aim to clarify whether instruction-tuned models are free from the limitations of their pretraining when solving tasks or are limited to generalising from priors in their pretraining data, in the same way that their base counterparts are. To this end, this work is focused on answering the following research question:

To what extent do the performance and generalisability of an instruction-tuned LLM correlate with that of its corresponding base model across a diverse set of tasks, and do the models behave as expected when accounting for potentially confounding factors such as prompt complexity and tasks included in instruction tuning data?

By carefully experimenting across models of different scales and families, we demonstrate that the

performance of an instruction-tuned model on a task is significantly correlated with that of the corresponding base model, with the added influence of the instruction-tuning dataset. Furthermore, we find that our conclusions hold even when controlling for confounding factors. Since the pretraining datasets of the base and the instruction-tuned versions of the same model are identical, and that despite the additional instruction-tuning, the models’ capabilities remain correlated, we can conclude that instruction-tuned LLMs are similarly limited as base models. This experimental setup allows us to evaluate LLMs whose pretraining data is not public.

Demonstrating this correlation allows us to extend previous work, including work that pretrained models on carefully curated datasets, which indicates that the capabilities of base LLMs on specific tasks are linked to the existence of priors relevant to that task in pretraining data (Wu et al., 2024) (See also Section 2.1). In turn, we demonstrate that the performance of instruction-tuned models is similarly influenced by the existence of relevant priors in pretraining data. In other words, just as base models are limited by their pretraining data, so are instruction-tuned models. Regardless of the precise nature of this limitation, our work enables a more straightforward examination of what these models can achieve by focusing on the simpler base models, thanks to their single training objective. Importantly, following Lu et al. (2024), we do not claim that LLMs are only capable of reproducing information in the manner of memory recall; instead, they extrapolate from pretraining data.

2 Context and Related Work

In this section, we outline related work that provides the contextual foundation for our research.

2.1 Base Models and In-Context Learning

Prior research has explored whether LLMs are able to solve tasks that they were *not* explicitly trained on. For example, research has observed so-called “emergent abilities” in LLMs, which seem to suggest that LLMs might indeed be capable of more than mere extrapolation from pretraining data (Wei et al., 2022b). To the best of our knowledge, however, this is the first work to systematically explore the correlation between instruction-tuned models’ ability to solve tasks and that of their base counterparts. More broadly, our work extends recent

research on in-context learning in base models, demonstrating that instruction-tuned models have fundamentally similar limitations on the range of tasks they can effectively solve, possibly determined by their pretraining data. We detail this relevant prior work below.

LLMs which have not undergone any post-training, referred to as *base models* are not inherently capable of solving complex tasks that require more than memory retrieval (Lu et al., 2024). However, if a base model is sufficiently large and is presented with examples of the task in the prompt, then the model will be able to generalise from these examples to respond to a new question related to that task (Brown et al., 2020). This ability to generalise from a few examples to a unseen example is referred to as In-Context Learning (ICL).²

The exact mechanism by which base LLMs generalise from examples in a prompt remains an open question. However, a growing body of research is beginning to explore this issue. Several works suggest that LLMs are capable of using certain mechanisms to perform meta-learning, which can be thought of as a form of gradient descent, to solve tasks in-context (Zhang et al., 2024; Ahn et al., 2023; Dai et al., 2023), while others have found contradictory evidence (Deutch et al., 2024). We present a more detailed description of ICL in Appendix A. While the exact mechanism for how LLMs perform ICL is still under exploration, what all these works have in common is that ICL is a form of extrapolation from pretraining data.

2.2 Instruction Tuning

In contrast to base models, the mechanisms driving the performance of instruction-tuned models remain poorly understood, largely due to the added complexity of the instruction-tuning process (Lu et al., 2024). There is significant debate about the capabilities of these models: Some argue that instruction-tuned models exhibit fundamentally different behaviours from base models, including potentially deceptive capabilities (Hagendorff, 2024), while others contend that their abilities do not go far beyond those of base models (Lu et al., 2024).

While there exists prior work suggesting that instruction-tuning does not add new knowledge to models but builds on existing pretraining (Zhou et al., 2023; Ghosh et al., 2024), our work is fun-

²We differentiate this from the ability of instruction-tuned models to leverage contextual information for task-solving, which some other works also describe as in-context learning.

damentally different. Our study examines base and instruction-tuned models from the perspective of task solvability, comparing the types of tasks each kind of model can address, while prompting base models with in-context examples known to allow them to perform on complex tasks (Lu et al., 2024).

Notably, prior research has shown that instruction-tuned LLMs struggle with ‘counterfactual’ tasks (Wu et al., 2024). This suggests that instruction-tuned LLMs may, like their base counterparts, also depend on patterns or priors available in their pretraining data, in a way that is not fundamentally altered by the instruction-tuning process.

2.3 Emergent Abilities in LLMs

Recent works have observed that certain LLMs develop ‘emergent abilities’—the ability to solve unseen tasks at a level far exceeding smaller models—despite lacking explicit training on those tasks (Wei et al., 2022b). Importantly, many of these emergent abilities are related to reasoning, which is a behaviour fundamentally different from extrapolation from pretraining data. However, various other works have called the existence of emergent abilities into question. Schaeffer et al. (2023) and Lu et al. (2024) suggest that there are simpler explanations, including in-context learning, to explain model performance. Our work differs from prior studies by systematically investigating the correlation between instruction-tuned models, which are said to exhibit emergent abilities, and base models, which are not (Wei et al., 2022b,a). Our findings suggest that increased scale increases the ability of models to extract priors from pretraining data rather than leading to ‘emergent’ behaviour.

3 Experimental Setup

In this section, we outline the general methods used to address the research question posed in Section 1. Details of the experiments and results are presented in Section 4, followed by our experimental evaluation of biases in Section 5.

3.1 Comparing Base and Instruction-Tuned Models

As discussed, since base LLMs cannot solve certain complex tasks (Lu et al., 2024) without in-context examples, we evaluate their performance using the few-shot setting. When comparing the performance of base LLMs to that of instruction-tuned LLMs, it is important to account for the difference in their training data: Base LLMs see only

a few in-context examples relevant to the target task, while instruction-tuned models have seen significantly larger amounts of data by virtue of being instruction-tuned. For example, instruction-tuning on one NLI task is likely to help with inference on other NLI tasks. For this reason, our primary aim is to identify the correlation between their performances, rather than make a direct (unfair) comparison. While these experiments allow us to assess the relationship between task solvability in base and instruction tuned models, it is also important to evaluate the *generalisability* of base and instruction-tuned models, as discussed in the following section.

3.1.1 Comparing Generalisability

A comparison between the numerical performance scores of base models and instruction-tuned models would be insufficient, as instruction-tuned models have seen much more additional data via instruction-tuning than is typically made available in-context to base models, and would therefore trivially have higher scores. In addition, instruction-tuned models are known to generalise to tasks not present in their instruction-tuning data. Thus, in addition to establishing a direct correlation between their performance, we must also evaluate the extent to which instruction-tuning itself allows models to *generalise instructional understanding*. Specifically, if we instruction-tune a model to understand instructions pertaining to one task, will this generalise to the model understanding instructions pertaining to novel tasks? Moreover, how does this compare to a base model’s ability to generalise when provided with in-context examples?

To answer these questions, we use a novel approach that involves instruction-tuning LLMs to generate task-specific examples (in-context examples) alongside the final answer. We refer to a model fine-tuned in this manner as SAMPLEGEN. *These experiments aim to separate generalisability from task-solving abilities and evaluate them independently.* Crucially, to robustly establish the relationship between the capabilities of a base LLM and its instruction-tuned counterpart, we must also explore the correlation between their performance and generalisation abilities.

It is important to note that SAMPLEGEN’s final answer to the prompt might be entirely independent of the examples it generates prior to the answer, as we have no way of ensuring faithfulness. Consequently, evaluating its performance does not necessarily reflect the quality or generalis-

ability of the examples it produces. To address this, we also evaluate a base LLM using the in-context examples generated by SAMPLEGEN. This evaluation pipeline is referred to as the SAMPLEGEN PIPELINE. An overview of all the variations we use is presented in Table 1.

Name	Description
Base Direct	The base version of the model, without in-context examples. Since models typically cannot solve tasks in this configuration, it serves as a control.
Gold-Pipeline	The base model is prompted with gold in-context examples drawn from the corresponding training split of the evaluated task.
FLAN Direct	The zero-shot setting of the modified FLAN instruction-tuned version of the model, created by applying instruction tuning using the FLAN templates.
SampleGen Direct	The zero-shot setting of the SampleGen instruction-tuned version of the model, trained to generate task-specific examples alongside the answer to the given prompt.
SampleGen-Pipeline	The base model is prompted with in-context examples generated by the SampleGen model when provided with the evaluated task.

Table 1: Descriptions of various training and evaluation settings used to compare base LLMs and instruction-tuned models, highlighting the use of in-context examples, instruction tuning, and task-specific pipelines.

3.2 Instruction Tuning and Evaluation Datasets

To ensure an effective and controlled comparison of base and instruction-tuned models, we take publicly-available pretrained LLMs in their base form and instruction-tune them, both using the default instruction tuning methods and our custom SampleGen method. For default instruction tuning, we follow the method of Wei et al. (2022a), who transform existing datasets into an instructional format. Specifically, they take training examples from 62 publicly available text datasets from TensorFlow Datasets, spanning both language understanding and language generation tasks, and collate them into a single mixture. These datasets are organised into twelve task clusters. We select a subset of 37 tasks, maintaining the task clusters as depicted in Figure 2. To train both our default FLAN model and our SampleGen model, we require two different training sets: *Regular Prompt* and *SampleGen Prompt*. To create each dataset, we draw from each

of the 37 tasks, implementing example-based selection from Wei et al. (2022a). These training splits are detailed in Appendix B.2.

3.3 Models

We evaluate our methods across a range of model families and scales. Specifically, we use LLaMA-2 and Mistral(7B), and evaluate both the 7B and 13B versions of LLaMA-2. To further ensure robustness, we evaluate across three different random seeds by performing instruction-tuning three separate times. However, due to the prohibitive cost of instruction tuning multiple times, this is done only with the LLaMA-2 13B model. We detail our full training hyperparameters in Appendix B.1.

At the heart of the discussion on the capabilities of LLMs is the question of whether some (larger) models exhibit behaviour that is ‘qualitatively different’ (Wei et al., 2022b). Without taking a stance on whether this claim holds, our choice of the LLaMA-2 13B model is further motivated by prior research demonstrating its ability to exhibit such behaviour (Lu et al., 2024). Therefore, the core of our experiments focuses on the LLaMA-2 13B model, supplemented by additional experiments on other models to demonstrate generalisability across different scales and model families.

4 Correlating the Performance of Base Models and Instruction-Tuned Models

This section describes our experiments aimed at answering the research question presented in Section 1. Specifically, we evaluate the relationship between the performance of base LLMs and instruction-tuned LLMs. This comparison is performed by evaluating the correlation between the performance of the five model settings described earlier in Table 1: Base Direct, Gold-Pipeline, FLAN, SampleGen, and SampleGen-Pipeline.

4.1 Evaluation Tasks and Metrics

We select four NLU clusters and two NLG clusters for evaluation. From each cluster, we choose one task included in training and one that is not. For the NLI cluster specifically, we select an additional out-of-training task to evaluate within-cluster consistency. Additionally, we include a single NLG task from a cluster entirely excluded from training, providing a completely out-of-distribution evaluation. This setup is illustrated in Figure 2.

As previously discussed, a key aspect of LLM capabilities is the *emergence* of certain abilities,

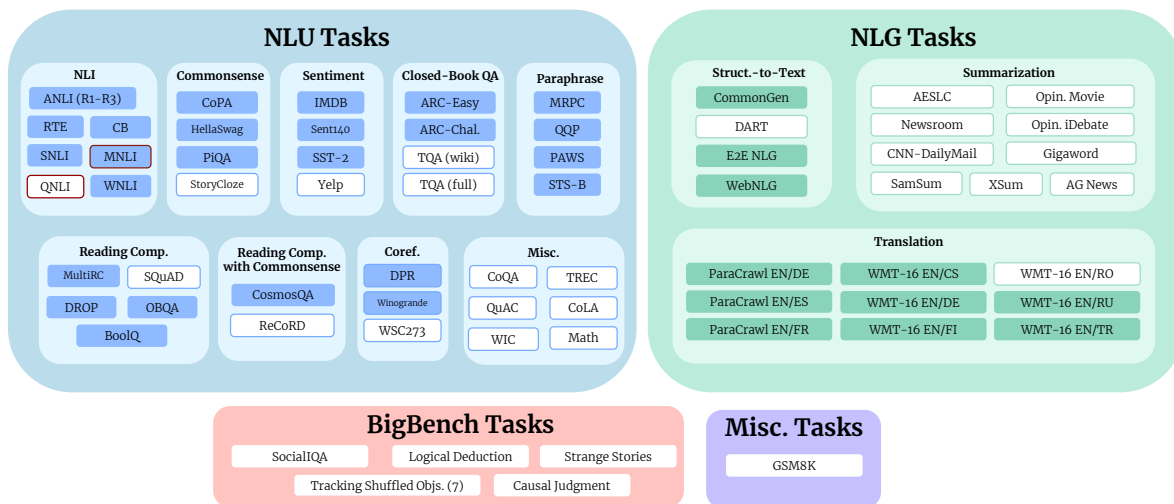


Figure 2: The tasks used in our experiments, grouped into clusters following (Wei et al., 2022a). Dark-colour backgrounds indicate that the training set of the corresponding task was used in instruction-tuning our models. The tasks with a white background were not seen during training. Tasks with a red border are those used for testing in the supplementary experiments in Section 5.3.

demonstrated by their capacity to perform above the random baseline on specific tasks without being explicitly trained on them. To evaluate the relationship between these capabilities in base LLMs and instruction-tuned LLMs, we include in our evaluation three tasks previously identified as ‘emergent’ and three tasks not classified as ‘emergent’ (Wei et al., 2022b). These tasks are a subset of the BigBench dataset (Srivastava et al., 2023). It is important to note that this prior identification of ‘emergence’ was based on the performance of GPT models, so our results may vary slightly. However, our goal is to evaluate whether models across the five different settings we test in consistently succeed or fail at solving these tasks.

For evaluation, we employ the default evaluation metrics of each task, as shown in Table 3 in Appendix C.1. However, for tasks that are evaluated by accuracy, we instead employ the more flexible BERTScore Accuracy, following Lu et al. (2024). This ensures that answers that do not match the target exactly, but are nevertheless correct, can be identified as such.

4.2 Results

Figure 1 provides an illustration of our results. Each spoke in the radar chart represents a task and each of the plots represents the performance of LLaMA-2 13B in the different settings described in Table 1. The next section presents our results demonstrating generalisability across model scale and families. We also evaluate the Spearman Rank

correlation between each pair of settings that we experiment on. Our results demonstrate that there is a *statistically significant* correlation between the performance of LLaMA-2 13B in both the base and instruction-tuned settings. Additionally, the performance of SampleGen-Pipeline demonstrates that instruction tuning allows the model to appropriately generalise to new tasks. More interesting is the fact that the closeness of model performance in the instruction-tuned and base settings is reliant on whether or not the tasks are in-domain with respect to the task clusters. Specifically, we note that the BigBench tasks, which are out-of-domain, are the tasks on which all settings perform most similarly. In particular, we note that models in all our settings are consistent in their ability to perform above the random baseline on the BigBench tasks (which is similar to the performance of Base-Direct, also see Appendix C.2). In other words, instruction-tuned models are unable to solve any of the tasks that base models cannot solve using in-context learning. We further explore this relation along with other biasing factors in Section 5.

These results demonstrate that the performance of instruction-tuned models is not fundamentally different from that of base models and that there is a statistically-significant correlation between the two. By building on previous work, which has demonstrated that the performance of base models is reliant on the pretraining distribution, we are thus able to show that instruction tuning does not lead

to fundamentally novel capabilities, but provides a way to extend base model capabilities based on the specific tasks used in instruction tuning.

4.3 Generalisability Across Model Families and Scale

To ensure generalisability, we evaluate multiple models across a range of families and scales, following the approach described earlier. Figures 5 and 6 in the Appendix present the spider plots and correlation statistics for these models, while detailed numerical results are provided in Appendix C.2. Overall, our findings indicate that, across model families and scales, the performance of instruction-tuned models is closely correlated with that of base models.

5 Evaluating Possible Confounding Factors

Having established the correlation between the capabilities of base and instruction-tuned models, we focus on exploring how various confounding factors might impact this correlation. These experiments aim to strengthen our findings.

5.1 Prompt Complexity

First, we evaluate whether the correlation between the performance of base and instruction-tuned models holds across varying levels of prompt complexity. Specifically, we investigate whether increasing the complexity of the prompt has a similar impact on the performance of both types of models. If the performance of instruction-tuned models does not degrade in a manner similar to that of base models, it may suggest that instruction-tuned models operate in a fundamentally different way.

We detail the prompts used in these experiments, and the method of generating these prompts, in Appendix C.3. The results of our experiments, which confirm the continued correlation between the performance of base models using in-context learning and instruction-tuned models, are presented in Figure 7.

Since the notion of prompt complexity is contentious, we add an additional setup where we translate the prompt to a low-resource language, namely Scottish Gaelic. This provides an assurance that we have a more difficult prompt than the standard (English) prompt. In this setting as well, we observe that both base and instruction-tuned models perform poorly, confirming our previously-observed

correlation. We likewise detail the method for generating these prompts, as well as the full results, in Appendix C.3.

5.2 Semantic Data Labels

We also experiment with replacing the semantic tags associated with the components of a task sample with non-semantic labels. For example, we replace “Premise” and “Hypothesis” in the task description of an NLI sample with “Input 1” and “Input 2”. If an instruction-tuned LLM has better generalisation capabilities than a base model, then we expect the performance of instruction-tuned LLMs on the semantically-neutral task samples to be higher than that of the base model.

Our experiments, the results for which are presented in Appendix C.4, showed that replacing semantic data labels with generic ones in fact leads to deteriorating performance in both the base and the instruction-tuned models. This further demonstrates that LLMs are likely extrapolating from pre-training data, as semantic labels provide a more efficient way of doing so.

5.3 Instruction-Tuning Tasks

Finally, we test whether the specific tasks included in the instruction-tuning data influence the generalisation of instruction-tuned models.

We conduct our analysis on our FLAN model. First, we aggregate our experiment results: We take 4 tasks that were used to instruction-tune FLAN: MNLI, SNLI, BoolQ, and Winogrande; 3 *related tasks*: QNLI, StoryCloze, WSC273; and 6 *out-of-distribution tasks*: SocialIQA, Logical Deduction, Strange Stories, Tracking Shuffled Objects, GSM8K, and Causal Judgment. To obtain a single score for each of these three groups, we subtract the random baselines of each task from the raw task scores, then average over the number of tasks in the group. The resulting scores in Figure 3 confirm our expectations, showing that FLAN is more adept at related tasks, less so to unrelated tasks, and finally the least adept at tasks that are out-of-distribution.

To confirm this trend more rigorously, we conduct an additional set of experiments, in which we control for the specific tasks used in instruction-tuning. Given a target task, we define the notion of *related* and *unrelated* tasks by means of the 12 task clusters and 2 task categories shown in Figure 2. According to this specification, a task that is related to the target task will be any task that belongs to the *same cluster* (e.g. NLI), while an

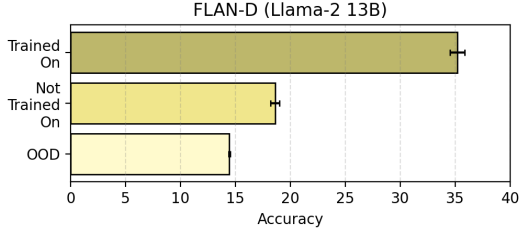


Figure 3: Overall performance trend of our Llama-2 13B FLAN model across three clusters of tasks, with standard deviation across 3 seeds. The x-axis is truncated to terminate at 40.

unrelated task will be a task that belongs to one of the following: 1) A *different cluster*, but still within the *same category* as the target task (e.g., NLU), 2) A *different category* than the target task (NLU vs. NLG). Finally, a task that belongs to *none of the clusters* within either of the two categories (i.e., the BigBench tasks and GSM8K) is considered *out-of-distribution*. Importantly, we do not base our classification on semantics- or distance-based similarity between the task datasets themselves.

For our experiments, we select two tasks from the NLI cluster shown in Figure 2 for evaluation: QNLI and MNLI-Matched. We instruction-tune four different models as follows: **1) Target Task:** one model on the target task and all other clusters except for NLI; **2) Adjacent Task:** one model on an NLI task related to the target and all other clusters except for NLI; **3) Adjacent Category:** one model on all NLG and NLU clusters except for NLI; **4) NLG:** one model exclusively on the NLG tasks. This approach allows us to carefully control for the tasks used in evaluation and training, and thereby better assess their impact. Table 26 in the Appendix summarizes the four models used in these experiments, along with the particular tasks used in their instruction-tuning.

These results, illustrated in Figure 4, demonstrate that the ‘closeness’ of a target task to the tasks in the instruction-tuning data has a consistent impact on the performance of a model on that task.

Although this trend is not statistically significant, we hypothesize that this is due to the small number of target tasks examined. We additionally show that our results hold across various model scales, as presented in Appendix C.5.

6 Conclusion and Implications

Our work sheds light on whether or not the capabilities of LLMs extend beyond extrapolation from pretraining data. By demonstrating a signifi-

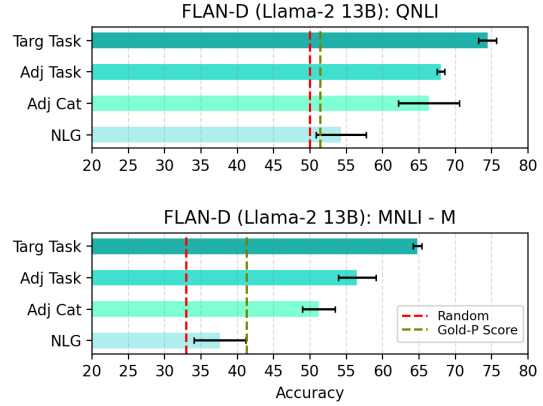


Figure 4: Overall performance trend of our Llama-2 13B FLAN model on QNLI and MNLI-Matched, with standard deviation over 3 seeds. The x-axis is truncated to begin at 20 and terminates at 80.

cant correlation between the abilities of instruction-tuned models and their base counterparts, we can leverage prior research on base models to show, by extension, that a relationship exists between an instruction-tuned LLM’s ability to respond to a query and the possibility to extrapolate priors from pretraining data to answer that query, with the added factor of instruction tuning data.

A key contribution of this work is its ability to explain the seemingly contradictory capabilities of LLMs. The reliance on pretraining data helps clarify why these models can excel at solving complex college-level tasks while failing at simpler ones that human children can handle. Similarly, while some studies suggest that LLMs exhibit sparks of intelligence (Bubeck et al., 2023) or embers of autoregression (McCoy et al., 2024), we argue that these capabilities are better understood as the ability to generalise from pretraining data.

The possibility that LLMs can solve tasks well beyond their training data has been used to claim that they pose an existential threat (Wei et al., 2022b). Our findings, like other prior work (Lu et al., 2024), contradict this position, suggesting that such concerns are overstated. While extrapolation from pretraining data—particularly when such data includes all of the web—is undeniably powerful, it remains limited to extending existing patterns rather than enabling truly novel inference steps. The bounds we establish have significant implications, as understanding how LLMs respond to prompts and what their performance depends on carries real-world consequences that warrant careful evaluation.

7 Limitations

While knowledge of a model’s exact pretraining data is not necessary for our argument, there is a possibility that some of the evaluation tasks we used could have been seen by our models (namely, Llama-2 and Mistral) during pretraining. This, in turn, could possibly affect the models’ downstream performance on these tasks. Moreover, since the pretraining datasets of these models is not publicly known, this possibility cannot be immediately excluded. Conducting a data contamination analysis is beyond the scope of our work.

In discussing the similarity of tasks, we rely on human-defined distinctions that are well-established in NLP (e.g. NLI tasks, Coreference tasks, summarization tasks). We deliberately do not conduct a semantic- or distance-based similarity analysis between tasks to determine our task clusters, as we consider this aimed towards a different research question than the one we pose. However, we acknowledge that employing such a clustering method might identify different similarity relations between tasks than our present categorization, and might be an interesting exploration for subsequent work.

Acknowledgements

This work was funded by the LOEWE Distinguished Chair “Ubiquitous Knowledge Processing”, LOEWE initiative, Hesse, Germany (Grant Number: LOEWE/4a//519/05/00.002(0002)/81), as well as by the German Federal Ministry of Education and Research and the Hessian Ministry of Higher Education, Research, Science and the Arts within their joint support of the National Research Center for Applied Cybersecurity ATHENE.

References

Kwangjun Ahn, Xiang Cheng, Hadi Daneshmand, and Suvrit Sra. 2023. [Transformers learn to implement preconditioned gradient descent for in-context learning](#). In *Thirty-seventh Conference on Neural Information Processing Systems*.

Tom Brown, Benjamin Mann, Nick Ryder, Melanie Subbiah, Jared D Kaplan, Prafulla Dhariwal, Arvind Neelakantan, Pranav Shyam, Girish Sastry, Amanda Askell, Sandhini Agarwal, Ariel Herbert-Voss, Gretchen Krueger, Tom Henighan, Rewon Child, Aditya Ramesh, Daniel Ziegler, Jeffrey Wu, Clemens Winter, Chris Hesse, Mark Chen, Eric Sigler, Mateusz Litwin, Scott Gray, Benjamin Chess, Jack Clark, Christopher Berner, Sam McCandlish, Alec

Radford, Ilya Sutskever, and Dario Amodei. 2020. [Language models are few-shot learners](#). In *Advances in Neural Information Processing Systems*, volume 33, pages 1877–1901. Curran Associates, Inc.

Sébastien Bubeck, Varun Chandrasekaran, Ronen Eldan, Johannes Gehrke, Eric Horvitz, Ece Kamar, Peter Lee, Yin Tat Lee, Yuanzhi Li, Scott Lundberg, Harsha Nori, Hamid Palangi, Marco Tulio Ribeiro, and Yi Zhang. 2023. [Sparks of artificial general intelligence: Early experiments with gpt-4](#). Sparks-of-agi.

Yanda Chen, Chen Zhao, Zhou Yu, Kathleen McKeown, and He He. 2024. [Parallel structures in pre-training data yield in-context learning](#). In *Proceedings of the 62nd Annual Meeting of the Association for Computational Linguistics (Volume 1: Long Papers)*, pages 8582–8592, Bangkok, Thailand. Association for Computational Linguistics.

Hakaze Cho, Mariko Kato, Yoshihiro Sakai, and Naoya Inoue. 2024. [Revisiting in-context learning inference circuit in large language models](#). *Preprint*, arXiv:2410.04468.

Aakanksha Chowdhery, Sharan Narang, Jacob Devlin, Maarten Bosma, Gaurav Mishra, Adam Roberts, Paul Barham, Hyung Won Chung, Charles Sutton, Sebastian Gehrmann, Parker Schuh, Kensen Shi, Sasha Tsvyashchenko, Joshua Maynez, Abhishek Rao, Parker Barnes, Yi Tay, Noam Shazeer, Vinodkumar Prabhakaran, Emily Reif, Nan Du, Ben Hutchinson, Reiner Pope, James Bradbury, Jacob Austin, Michael Isard, Guy Gur-Ari, Pengcheng Yin, Toju Duke, Anselm Levskaya, Sanjay Ghemawat, Sunipa Dev, Henryk Michalewski, Xavier Garcia, Vedant Misra, Kevin Robinson, Liam Fedus, Denny Zhou, Daphne Ippolito, David Luan, Hyeontaek Lim, Barret Zoph, Alexander Spiridonov, Ryan Sepassi, David Dohan, Shivani Agrawal, Mark Omernick, Andrew M. Dai, Thanumalayan Sankaranarayanan Pilla, Marie Pellat, Aitor Lewkowycz, Erica Moreira, Rewon Child, Oleksandr Polozov, Katherine Lee, Zongwei Zhou, Xuezhi Wang, Brennan Saeta, Mark Diaz, Orhan Firat, Michele Catasta, Jason Wei, Kathy Meier-Hellstern, Douglas Eck, Jeff Dean, Slav Petrov, and Noah Fiedel. 2023. [Palm: Scaling language modeling with pathways](#). *Journal of Machine Learning Research*, 24(240):1–113.

Damai Dai, Yutao Sun, Li Dong, Yaru Hao, Shuming Ma, Zhifang Sui, and Furu Wei. 2023. [Why can GPT learn in-context? language models secretly perform gradient descent as meta-optimizers](#). In *Findings of the Association for Computational Linguistics: ACL 2023*, pages 4005–4019, Toronto, Canada. Association for Computational Linguistics.

Gilad Deutch, Nadav Magar, Tomer Natan, and Guy Dar. 2024. [In-context learning and gradient descent revisited](#). In *Proceedings of the 2024 Conference of the North American Chapter of the Association for Computational Linguistics: Human Language Technologies (Volume 1: Long Papers)*, pages 1017–1028,

- Mexico City, Mexico. Association for Computational Linguistics.
- Sreyan Ghosh, Chandra Kiran Reddy Evuru, Sonal Kumar, Ramaneswaran S, Deepali Aneja, Zeyu Jin, Ramani Duraiswami, and Dinesh Manocha. 2024. [A closer look at the limitations of instruction tuning](#). *Preprint*, arXiv:2402.05119.
- Thilo Hagendorff. 2024. [Deception abilities emerged in large language models](#). *Proceedings of the National Academy of Sciences*, 121(24):e2317967121.
- Jared Kaplan, Sam McCandlish, Tom Henighan, Tom B. Brown, Benjamin Chess, Rewon Child, Scott Gray, Alec Radford, Jeffrey Wu, and Dario Amodei. 2020. [Scaling laws for neural language models](#). *Preprint*, arXiv:2001.08361.
- Jiaoda Li, Yifan Hou, Mrinmaya Sachan, and Ryan Cotterell. 2024. [What do language models learn in context? the structured task hypothesis](#). In *Proceedings of the 62nd Annual Meeting of the Association for Computational Linguistics (Volume 1: Long Papers)*, pages 12365–12379, Bangkok, Thailand. Association for Computational Linguistics.
- Sheng Lu, Irina Bigoulaeva, Rachneet Sachdeva, Harish Tayyar Madabushi, and Iryna Gurevych. 2024. [Are emergent abilities in large language models just in-context learning?](#) In *Proceedings of the 62nd Annual Meeting of the Association for Computational Linguistics (Volume 1: Long Papers)*, pages 5098–5139, Bangkok, Thailand. Association for Computational Linguistics.
- R. Thomas McCoy, Shunyu Yao, Dan Friedman, Mathew D. Hardy, and Thomas L. Griffiths. 2024. [Embers of autoregression show how large language models are shaped by the problem they are trained to solve](#). *Proceedings of the National Academy of Sciences*, 121(41):e2322420121.
- OpenAI, :, Aaron Hurst, Adam Lerer, Adam P. Goucher, Adam Perelman, Aditya Ramesh, Aidan Clark, AJ Ostrow, Akila Welihinda, Alan Hayes, Alec Radford, Aleksander Mądry, Alex Baker-Whitcomb, Alex Beutel, Alex Borzunov, Alex Carney, Alex Chow, Alex Kirillov, Alex Nichol, Alex Paino, Alex Renzin, Alex Tachard Passos, Alexander Kirillov, Alexi Christakis, Alexis Conneau, Ali Kamali, Allan Jabri, Allison Moyer, Allison Tam, Amadou Crookes, Amin Tootoochian, Amin Tootoonchian, Ananya Kumar, Andrea Vallone, Andrej Karpathy, Andrew Braunstein, Andrew Cann, Andrew Codisoti, Andrew Galu, Andrew Kondrich, Andrew Tulloch, Andrew Mishchenko, Angela Baek, Angela Jiang, Antoine Pelisse, Antonia Woodford, Anuj Gosalia, Arka Dhar, Ashley Pantuliano, Avi Nayak, Avital Oliver, Barret Zoph, Behrooz Ghorbani, Ben Leimberger, Ben Rossen, Ben Sokolowsky, Ben Wang, Benjamin Zweig, Beth Hoover, Blake Samic, Bob McGrew, Bobby Spero, Bogo Gierler, Bowen Cheng, Brad Lightcap, Brandon Walkin, Brendan Quinn, Brian Guarraci, Brian Hsu, Bright Kellogg, Brydon Eastman, Camillo Lugaresi, Carroll Wainwright, Cary Bassin, Cary Hudson, Casey Chu, Chad Nelson, Chak Li, Chan Jun Shern, Channing Conger, Charlotte Barette, Chelsea Voss, Chen Ding, Cheng Lu, Chong Zhang, Chris Beaumont, Chris Hallacy, Chris Koch, Christian Gibson, Christina Kim, Christine Choi, Christine McLeavey, Christopher Hesse, Claudia Fischer, Clemens Winter, Coley Czarnecki, Colin Jarvis, Colin Wei, Constantin Koumouzelis, Dane Sherburn, Daniel Kappler, Daniel Levin, Daniel Levy, David Carr, David Farhi, David Mely, David Robinson, David Sasaki, Denny Jin, Dev Valladares, Dimitris Tsipras, Doug Li, Duc Phong Nguyen, Duncan Findlay, Edede Oiwoh, Edmund Wong, Ehsan Asdar, Elizabeth Proehl, Elizabeth Yang, Eric Antonow, Eric Kramer, Eric Peterson, Eric Sigler, Eric Wallace, Eugene Brevdo, Evan Mays, Farzad Khorasani, Felipe Petroski Such, Filippo Raso, Francis Zhang, Fred von Lohmann, Freddie Sulit, Gabriel Goh, Gene Oden, Geoff Salmon, Giulio Starace, Greg Brockman, Hadi Salman, Haiming Bao, Haitang Hu, Hannah Wong, Haoyu Wang, Heather Schmidt, Heather Whitney, Heewoo Jun, Hendrik Kirchner, Henrique Ponde de Oliveira Pinto, Hongyu Ren, Huiwen Chang, Hyung Won Chung, Ian Kivlichan, Ian O’Connell, Ian O’Connell, Ian Osband, Ian Silber, Ian Sohl, Ibrahim Okuyucu, Ikai Lan, Ilya Kostrikov, Ilya Sutskever, Ingmar Kanitscheider, Ishaan Gulrajani, Jacob Coxon, Jacob Menick, Jakub Pachocki, James Aung, James Betker, James Crooks, James Lennon, Jamie Kiros, Jan Leike, Jane Park, Jason Kwon, Jason Phang, Jason Teplitz, Jason Wei, Jason Wolfe, Jay Chen, Jeff Harris, Jenia Vavva, Jessica Gan Lee, Jessica Shieh, Ji Lin, Jiahui Yu, Jiayi Weng, Jie Tang, Jieqi Yu, Joanne Jang, Joaquin Quinonero Candela, Joe Beutler, Joe Landers, Joel Parish, Johannes Heidecke, John Schulman, Jonathan Lachman, Jonathan McKay, Jonathan Uesato, Jonathan Ward, Jong Wook Kim, Joost Huizinga, Jordan Sitkin, Jos Kraaijeveld, Josh Gross, Josh Kaplan, Josh Snyder, Joshua Achiam, Joy Jiao, Joyce Lee, Juntang Zhuang, Justyn Harriman, Kai Fricke, Kai Hayashi, Karan Singhal, Katy Shi, Kevin Karthik, Kayla Wood, Kendra Rimbach, Kenny Hsu, Kenny Nguyen, Keren Gu-Lemberg, Kevin Button, Kevin Liu, Kiel Howe, Krithika Muthukumar, Kyle Luther, Lama Ahmad, Larry Kai, Lauren Itow, Lauren Workman, Leher Pathak, Leo Chen, Li Jing, Lia Guy, Liam Fedus, Liang Zhou, Lien Mamitsuka, Lillian Weng, Lindsay McCallum, Lindsey Held, Long Ouyang, Louis Feuvrier, Lu Zhang, Lukas Kondraciuk, Lukasz Kaiser, Luke Hewitt, Luke Metz, Lyric Doshi, Mada Aflak, Maddie Simens, Madelaine Boyd, Madeleine Thompson, Marat Dukhan, Mark Chen, Mark Gray, Mark Hudnall, Marvin Zhang, Marwan Aljubeih, Mateusz Litwin, Matthew Zeng, Max Johnson, Maya Shetty, Mayank Gupta, Meghan Shah, Mehmet Yatbaz, Meng Jia Yang, Mengchao Zhong, Mia Glaese, Mianna Chen, Michael Janner, Michael Lampe, Michael Petrov, Michael Wu, Michele Wang, Michelle Fradin, Michelle Pokrass, Miguel Castro, Miguel Oom Temudo de Castro, Mikhail Pavlov, Miles Brundage, Miles Wang, Minal Khan, Mira Murati, Mo Bavarian, Molly Lin, Murat Yesildal, Nacho Soto, Natalia Gimelshein, Na-

talie Cone, Natalie Staudacher, Natalie Summers, Natan LaFontaine, Neil Chowdhury, Nick Ryder, Nick Stathas, Nick Turley, Nik Tezak, Niko Felix, Nithanth Kudige, Nitish Keskar, Noah Deutsch, Noel Bundick, Nora Puckett, Ofir Nachum, Ola Okelola, Oleg Boiko, Oleg Murk, Oliver Jaffe, Olivia Watkins, Olivier Godement, Owen Campbell-Moore, Patrick Chao, Paul McMillan, Pavel Belov, Peng Su, Peter Bak, Peter Bakkum, Peter Deng, Peter Dolan, Peter Hoeschele, Peter Welinder, Phil Tillet, Philip Pronin, Philippe Tillet, Prafulla Dhariwal, Qiming Yuan, Rachel Dias, Rachel Lim, Rahul Arora, Rajan Troll, Randall Lin, Rapha Gontijo Lopes, Raul Puri, Reah Miyara, Reimar Leike, Renaud Gaubert, Reza Zamani, Ricky Wang, Rob Donnelly, Rob Honsby, Rocky Smith, Rohan Sahai, Rohit Ramchandani, Romain Huet, Rory Carmichael, Rowan Zellers, Roy Chen, Ruby Chen, Ruslan Nigmatullin, Ryan Cheu, Saachi Jain, Sam Altman, Sam Schoenholz, Sam Toizer, Samuel Miserendino, Sandhini Agarwal, Sara Culver, Scott Ethersmith, Scott Gray, Sean Grove, Sean Metzger, Shamez Hermani, Shantanu Jain, Shengjia Zhao, Sherwin Wu, Shino Jomoto, Shiron Wu, Shuaiqi, Xia, Sonia Phene, Spencer Papay, Srinivas Narayanan, Steve Coffey, Steve Lee, Stewart Hall, Suchir Balaji, Tal Broda, Tal Stramer, Tao Xu, Tarun Gogineni, Taya Christianson, Ted Sanders, Tejal Patwardhan, Thomas Cunningham, Thomas Degry, Thomas Dimson, Thomas Raoux, Thomas Shadwell, Tianhao Zheng, Todd Underwood, Todor Markov, Toki Sherbakov, Tom Rubin, Tom Stasi, Tomer Kaftan, Tristan Heywood, Troy Peterson, Tyce Walters, Tyna Eloundou, Valerie Qi, Veit Moeller, Vinnie Monaco, Vishal Kuo, Vlad Fomenko, Wayne Chang, Weiyi Zheng, Wenda Zhou, Wesam Manassra, Will Sheu, Wojciech Zaremba, Yash Patil, Yilei Qian, Yongjik Kim, Youlong Cheng, Yu Zhang, Yuchen He, Yuchen Zhang, Yujia Jin, Yunxing Dai, and Yury Malkov. 2024a. [Gpt-4o system card](#). *Preprint*, arXiv:2410.21276.

OpenAI, Josh Achiam, Steven Adler, Sandhini Agarwal, Lama Ahmad, Ilge Akkaya, Florencia Leoni Aleman, Diogo Almeida, Janko Altschmidt, Sam Altman, Shyamal Anadkat, Red Avila, Igor Babuschkin, Suchir Balaji, Valerie Balcom, Paul Baltescu, Haiming Bao, Mohammad Bavarian, Jeff Belgum, Irwan Bello, Jake Berdine, Gabriel Bernadett-Shapiro, Christopher Berner, Lenny Bogdonoff, Oleg Boiko, Madelaine Boyd, Anna-Luisa Brakman, Greg Brockman, Tim Brooks, Miles Brundage, Kevin Button, Trevor Cai, Rosie Campbell, Andrew Cann, Brittany Carey, Chelsea Carlson, Rory Carmichael, Brooke Chan, Che Chang, Fotis Chantzis, Derek Chen, Sully Chen, Ruby Chen, Jason Chen, Mark Chen, Ben Chess, Chester Cho, Casey Chu, Hyung Won Chung, Dave Cummings, Jeremiah Currier, Yunxing Dai, Cory Decareaux, Thomas Degry, Noah Deutsch, Damien Deville, Arka Dhar, David Dohan, Steve Dowling, Sheila Dunning, Adrien Ecoffet, Atty Eleti, Tyna Eloundou, David Farhi, Liam Fedus, Niko Felix, Simón Posada Fishman, Juston Forte, Isabella Fullford, Leo Gao, Elie Georges, Christian Gibson, Vik Goel, Tarun Gogineni, Gabriel Goh, Rapha Gontijo-

Lopes, Jonathan Gordon, Morgan Grafstein, Scott Gray, Ryan Greene, Joshua Gross, Shixiang Shane Gu, Yufei Guo, Chris Hallacy, Jesse Han, Jeff Harris, Yuchen He, Mike Heaton, Johannes Heidecke, Chris Hesse, Alan Hickey, Wade Hickey, Peter Hoeschele, Brandon Houghton, Kenny Hsu, Shengli Hu, Xin Hu, Joost Huizinga, Shantanu Jain, Shawn Jain, Joanne Jang, Angela Jiang, Roger Jiang, Haozhun Jin, Denny Jin, Shino Jomoto, Billie Jonn, Heewoo Jun, Tomer Kaftan, Łukasz Kaiser, Ali Kamali, Ingmar Kanitscheider, Nitish Shirish Keskar, Tabarak Khan, Logan Kilpatrick, Jong Wook Kim, Christina Kim, Yongjik Kim, Jan Hendrik Kirchner, Jamie Kiros, Matt Knight, Daniel Kokotajlo, Łukasz Kondraciuk, Andrew Kondrich, Aris Konstantinidis, Kyle Kosic, Gretchen Krueger, Vishal Kuo, Michael Lampe, Ikai Lan, Teddy Lee, Jan Leike, Jade Leung, Daniel Levy, Chak Ming Li, Rachel Lim, Molly Lin, Stephanie Lin, Mateusz Litwin, Theresa Lopez, Ryan Lowe, Patricia Lue, Anna Makanju, Kim Malfacini, Sam Manning, Todor Markov, Yaniv Markovski, Bianca Martin, Katie Mayer, Andrew Mayne, Bob McGrew, Scott Mayer McKinney, Christine McLeavey, Paul McMillan, Jake McNeil, David Medina, Aalok Mehta, Jacob Menick, Luke Metz, Andrey Mishchenko, Pamela Mishkin, Vinnie Monaco, Evan Morikawa, Daniel Mossing, Tong Mu, Mira Murati, Oleg Murk, David Mély, Ashvin Nair, Reiichiro Nakano, Rajeev Nayak, Arvind Neelakantan, Richard Ngo, Hyeonwoo Noh, Long Ouyang, Cullen O’Keefe, Jakub Pachocki, Alex Paino, Joe Palermo, Ashley Pantuliano, Giambattista Parascandolo, Joel Parish, Emy Parparita, Alex Passos, Mikhail Pavlov, Andrew Peng, Adam Perelman, Filipe de Avila Belbute Peres, Michael Petrov, Henrique Ponde de Oliveira Pinto, Michael, Pokorny, Michelle Pokrass, Vitchyr H. Pong, Tolly Powell, Alethea Power, Boris Power, Elizabeth Proehl, Raul Puri, Alec Radford, Jack Rae, Aditya Ramesh, Cameron Raymond, Francis Real, Kendra Rimbach, Carl Ross, Bob Rotsted, Henri Roussez, Nick Ryder, Mario Saltarelli, Ted Sanders, Shibani Santurkar, Girish Sastry, Heather Schmidt, David Schnurr, John Schulman, Daniel Selsam, Kyla Sheppard, Toki Sherbakov, Jessica Shieh, Sarah Shoker, Pranav Shyam, Szymon Sidor, Eric Sigler, Maddie Simens, Jordan Sitkin, Katarina Slama, Ian Sohl, Benjamin Sokolowsky, Yang Song, Natalie Staudacher, Felipe Petroski Such, Natalie Summers, Ilya Sutskever, Jie Tang, Nikolas Tezak, Madeleine B. Thompson, Phil Tillet, Amin Tootoonchian, Elizabeth Tseng, Preston Tuggle, Nick Turley, Jerry Tworek, Juan Felipe Cerón Uribe, Andrea Vallone, Arun Vijayvergiya, Chelsea Voss, Carroll Wainwright, Justin Jay Wang, Alvin Wang, Ben Wang, Jonathan Ward, Jason Wei, CJ Weinmann, Akila Welihinda, Peter Welinder, Jiayi Weng, Lilian Weng, Matt Wiethoff, Dave Willner, Clemens Winter, Samuel Wolrich, Hannah Wong, Lauren Workman, Sherwin Wu, Jeff Wu, Michael Wu, Kai Xiao, Tao Xu, Sarah Yoo, Kevin Yu, Qiming Yuan, Wojciech Zaremba, Rowan Zellers, Chong Zhang, Marvin Zhang, Shengjia Zhao, Tianhao Zheng, Juntang Zhuang, William Zhuk, and Barret Zoph. 2024b. [Gpt-4 technical report](#). *Preprint*,

arXiv:2303.08774.

- Yasaman Razeghi, Robert L Logan IV, Matt Gardner, and Sameer Singh. 2022. [Impact of pretraining term frequencies on few-shot numerical reasoning](#). In *Findings of the Association for Computational Linguistics: EMNLP 2022*, pages 840–854, Abu Dhabi, United Arab Emirates. Association for Computational Linguistics.
- Rylan Schaeffer, Brando Miranda, and Sanmi Koyejo. 2023. [Are emergent abilities of large language models a mirage?](#) In *Thirty-seventh Conference on Neural Information Processing Systems*.
- Natalie Shapira, Guy Zwirn, and Yoav Goldberg. 2023. [How well do large language models perform on faux pas tests?](#) In *Findings of the Association for Computational Linguistics: ACL 2023*, pages 10438–10451, Toronto, Canada. Association for Computational Linguistics.
- Aarohi Srivastava, Abhinav Rastogi, Abhishek Rao, Abu Awal Md Shoeb, Abubakar Abid, Adam Fisch, Adam R. Brown, Adam Santoro, Aditya Gupta, Adrià Garriga-Alonso, Agnieszka Kluska, Aitor Lewkowycz, Akshat Agarwal, Alethea Power, Alex Ray, Alex Warstadt, Alexander W. Kocurek, Ali Safaya, Ali Tazarv, Alice Xiang, Alicia Parrish, Allen Nie, Aman Hussain, Amanda Askell, Amanda Dsouza, Ambrose Slone, Ameet Rahane, Anantharaman S. Iyer, Anders Johan Andreassen, Andrea Madotto, Andrea Santilli, Andreas Stuhlmüller, Andrew M. Dai, Andrew La, Andrew Lampinen, Andy Zou, Angela Jiang, Angelica Chen, Anh Vuong, Animesh Gupta, Anna Gottardi, Antonio Norelli, Anu Venkatesh, Arash Gholamidavoodi, Arfa Tabassum, Arul Menezes, Arun Kirubakaran, Asher Mullokandov, Ashish Sabharwal, Austin Herrick, Avia Efrat, Aykut Erdem, Ayla Karakaş, B. Ryan Roberts, Bao Sheng Loe, Barret Zoph, Bartłomiej Bojanowski, Batuhan Özyurt, Behnam Hedayatnia, Behnam Neyshabur, Benjamin Inden, Benno Stein, Berk Ekmekci, Bill Yuchen Lin, Blake Howard, Bryan Orinon, Cameron Diao, Cameron Dour, Catherine Stinson, Cedrick Argueta, Cesar Ferri, Chandan Singh, Charles Rathkopf, Chenlin Meng, Chitta Baral, Chiyu Wu, Chris Callison-Burch, Christopher Waites, Christian Voigt, Christopher D Manning, Christopher Potts, Cindy Ramirez, Clara E. Rivera, Clemencia Siro, Colin Raffel, Courtney Ashcraft, Cristina Garbacea, Damien Sileo, Dan Garrette, Dan Hendrycks, Dan Kilman, Dan Roth, C. Daniel Freeman, Daniel Khashabi, Daniel Levy, Daniel Mosegué González, Danielle Perszyk, Danny Hernandez, Danqi Chen, Daphne Ippolito, Dar Gilboa, David Dohan, David Drakard, David Jurgen, Debajyoti Datta, Deep Ganguli, Denis Emelin, Denis Kleyko, Deniz Yuret, Derek Chen, Derek Tam, Dieuweke Hupkes, Diganta Misra, Dilyar Buzan, Dimitri Coelho Mollo, Diyi Yang, Dong-Ho Lee, Dylan Schrader, Ekaterina Shutova, Ekin Dogus Cubuk, Elad Segal, Eleanor Hagerman, Elizabeth Barnes, Elizabeth Donoway, Ellie Pavlick, Emanuele Rodolà, Emma Lam, Eric Chu, Eric Tang, Erkut Erdem, Ernie Chang, Ethan A Chi, Ethan Dyer, Ethan Jerzak, Ethan Kim, Eunice Engefu Manyasi, Evgenii Zheltonozhskii, Fanyue Xia, Fatemeh Siar, Fernando Martínez-Plumed, Francesca Happé, Francois Chollet, Frieda Rong, Gaurav Mishra, Genta Indra Winata, Gerard de Melo, Germán Kruszewski, Giambattista Parascandolo, Giorgio Mariani, Gloria Xinyue Wang, Gonzalo Jaimovitch-Lopez, Gregor Betz, Guy Gur-Ari, Hana Galijasevic, Hannah Kim, Hannah Rashkin, Hannaneh Hajishirzi, Harsh Mehta, Hayden Bogar, Henry Francis Anthony Shevlin, Hinrich Schuetze, Hiromu Yakura, Hongming Zhang, Hugh Mee Wong, Ian Ng, Isaac Noble, Jaap Jumelet, Jack Geissinger, Jackson Kernion, Jacob Hilton, Jaehoon Lee, Jaime Fernández Fisac, James B Simon, James Koppel, James Zheng, James Zou, Jan Kocon, Jana Thompson, Janelle Wingfield, Jared Kaplan, Jarema Radom, Jascha Sohl-Dickstein, Jason Phang, Jason Wei, Jason Yosinski, Jekaterina Novikova, Jelle Bosscher, Jennifer Marsh, Jeremy Kim, Jeroen Taal, Jesse Engel, Jesujoba Alabi, Jiacheng Xu, Jiaming Song, Jillian Tang, Joan Waweru, John Burden, John Miller, John U. Balis, Jonathan Batchelder, Jonathan Berant, Jörg Frohberg, Jos Rozen, Jose Hernandez-Orallo, Joseph Boudeman, Joseph Guerr, Joseph Jones, Joshua B. Tenenbaum, Joshua S. Rule, Joyce Chua, Kamil Kanclerz, Karen Livescu, Karl Krauth, Karthik Gopalakrishnan, Katerina Ignatyeva, Katja Markert, Kaustubh Dhole, Kevin Gimpel, Kevin Omondi, Kory Wallace Mathewson, Kristen Chiafullo, Ksenia Shkaruta, Kumar Shridhar, Kyle McDonnell, Kyle Richardson, Laria Reynolds, Leo Gao, Li Zhang, Liam Dugan, Lianhui Qin, Lidia Contreras-Ochando, Louis-Philippe Morency, Luca Moschella, Lucas Lam, Lucy Noble, Ludwig Schmidt, Luheng He, Luis Oliveros-Colón, Luke Metz, Lütffi Kerem Senel, Maarten Bosma, Maarten Sap, Maartje Ter Hoeve, Maheen Farooqi, Manaal Faruqui, Mantas Mazeika, Marco Baturan, Marco Marelli, Marco Maru, Maria Jose Ramirez-Quintana, Marie Tolkiehn, Mario Giulianelli, Martha Lewis, Martin Potthast, Matthew L Leavitt, Matthias Hagen, Mátyás Schubert, Medina Orduna Baitemirova, Melody Arnaud, Melvin McElrath, Michael Andrew Yee, Michael Cohen, Michael Gu, Michael Ivanitskiy, Michael Starritt, Michael Strube, Michał Śwędrowski, Michele Bevilacqua, Michihiro Yasunaga, Mihir Kale, Mike Cain, Mimeo Xu, Mirac Suzgun, Mitch Walker, Mo Tiwari, Mohit Bansal, Moin Aminnaseri, Mor Geva, Mozhdeh Gheini, Mukund Varma T, Nanyun Peng, Nathan Andrew Chi, Nayeon Lee, Neta Gur-Ari Krakover, Nicholas Cameron, Nicholas Roberts, Nick Doiron, Nicole Martinez, Nikita Nangia, Niklas Deckers, Niklas Muennighoff, Nitish Shirish Keskar, Niveditha S. Iyer, Noah Constant, Noah Fiedel, Nuan Wen, Oliver Zhang, Omar Agha, Omar Elbaghdadi, Omer Levy, Owain Evans, Pablo Antonio Moreno Casares, Parth Doshi, Pascale Fung, Paul Pu Liang, Paul Vicol, Pegah Alipoormolabashi, Peiyuan Liao, Percy Liang, Peter W Chang, Peter Eckersley, Phu Mon Htut, Pinyu Hwang, Piotr Miłkowski, Piyush Patil, Pouya Pezeshkpour, Priti Oli, Qiaozhu Mei, Qing Lyu, Qinlang Chen, Rabbin Banjade, Rachel Etta Rudolph, Raefer Gabriel,

- Rahel Habacker, Ramon Risco, Raphaël Millière, Rhythm Garg, Richard Barnes, Rif A. Saurous, Riku Arakawa, Robbe Raymaekers, Robert Frank, Rohan Sikand, Roman Novak, Roman Sitelew, Roman Le Bras, Rosanne Liu, Rowan Jacobs, Rui Zhang, Russ Salakhutdinov, Ryan Andrew Chi, Seungjae Ryan Lee, Ryan Stovall, Ryan Teehan, Rylan Yang, Sahib Singh, Saif M. Mohammad, Sajant Anand, Sam Dillavou, Sam Shleifer, Sam Wiseman, Samuel Gruetter, Samuel R. Bowman, Samuel Stern Schoenholz, Sanghyun Han, Sanjeev Kwatra, Sarah A. Rous, Sarik Ghazarian, Sayan Ghosh, Sean Casey, Sebastian Bischoff, Sebastian Gehrmann, Sebastian Schuster, Sepideh Sadeghi, Shadi Hamdan, Sharon Zhou, Shashank Srivastava, Sherry Shi, Shikhar Singh, Shima Asaadi, Shixiang Shane Gu, Shubh Pachchigar, Shubham Toshniwal, Shyam Upadhyay, Shyamolima Shammie Debnath, Siamak Shakeri, Simon Thormeyer, Simone Melzi, Siva Reddy, Sneha Priscilla Makini, Soo-Hwan Lee, Spencer Torene, Sriharsha Hatwar, Stanislas Dehaene, Stefan Divic, Stefano Ermon, Stella Biderman, Stephanie Lin, Stephen Prasad, Steven Piantadosi, Stuart Shieber, Summer Mishrghi, Svetlana Kiritchenko, Swaroop Mishra, Tal Linzen, Tal Schuster, Tao Li, Tao Yu, Tariq Ali, Tatsunori Hashimoto, Te-Lin Wu, Théo Desbordes, Theodore Rothschild, Thomas Phan, Tianle Wang, Tiberius Nkinyili, Timo Schick, Timofei Kornev, Titus Tunduny, Tobias Gerstenberg, Trenton Chang, Trishala Neeraj, Tushar Khot, Tyler Shultz, Uri Shaham, Vedant Misra, Vera Demberg, Victoria Nyamai, Vikas Raunak, Vinay Venkatesh Ramasesh, vinay uday prabhu, Vishakh Padmakumar, Vivek Srikumar, William Fedus, William Saunders, William Zhang, Wout Vossen, Xiang Ren, Xiaoyu Tong, Xinran Zhao, Xinyi Wu, Xudong Shen, Yadollah Yaghoobzadeh, Yair Lakretz, Yangqiu Song, Yasaman Bahri, Yejin Choi, Yichi Yang, Yiding Hao, Yifu Chen, Yonatan Belinkov, Yu Hou, Yufang Hou, Yuntao Bai, Zachary Seid, Zhuoye Zhao, Zijian Wang, Zijie J. Wang, Zirui Wang, and Ziyi Wu. 2023. [Beyond the imitation game: Quantifying and extrapolating the capabilities of language models.](#) *Transactions on Machine Learning Research*.
- Karthik Valmeekam, Kaya Stechly, Atharva Gundawar, and Subbarao Kambhampati. 2024a. [Planning in strawberry fields: Evaluating and improving the planning and scheduling capabilities of lrm o1.](#) *Preprint*, arXiv:2410.02162.
- Karthik Valmeekam, Kaya Stechly, and Subbarao Kambhampati. 2024b. [Llms still can't plan; can lrms? a preliminary evaluation of openai's o1 on planbench.](#) *Preprint*, arXiv:2409.13373.
- Jason Wei, Maarten Bosma, Vincent Zhao, Kelvin Guu, Adams Wei Yu, Brian Lester, Nan Du, Andrew M. Dai, and Quoc V Le. 2022a. [Finetuned language models are zero-shot learners.](#) In *International Conference on Learning Representations*.
- Jason Wei, Yi Tay, Rishi Bommasani, Colin Raffel, Barret Zoph, Sebastian Borgeaud, Dani Yogatama, Maarten Bosma, Denny Zhou, Donald Metzler, Ed H. Chi, Tatsunori Hashimoto, Oriol Vinyals, Percy Liang, Jeff Dean, and William Fedus. 2022b. [Emergent abilities of large language models.](#) *Transactions on Machine Learning Research*. Survey Certification.
- Jerry Wei, Jason Wei, Yi Tay, Dustin Tran, Albert Webson, Yifeng Lu, Xinyun Chen, Hanxiao Liu, Da Huang, Denny Zhou, and Tengyu Ma. 2024. [Larger language models do in-context learning differently.](#)
- Noam Wies, Yoav Levine, and Amnon Shashua. 2023. [The learnability of in-context learning.](#) In *Thirty-seventh Conference on Neural Information Processing Systems*.
- Zhaofeng Wu, Linlu Qiu, Alexis Ross, Ekin Akyürek, Boyuan Chen, Bailin Wang, Najoung Kim, Jacob Andreas, and Yoon Kim. 2024. [Reasoning or reciting? exploring the capabilities and limitations of language models through counterfactual tasks.](#) In *Proceedings of the 2024 Conference of the North American Chapter of the Association for Computational Linguistics: Human Language Technologies (Volume 1: Long Papers)*, pages 1819–1862, Mexico City, Mexico. Association for Computational Linguistics.
- Sang Michael Xie, Aditi Raghunathan, Percy Liang, and Tengyu Ma. 2022. [An explanation of in-context learning as implicit bayesian inference.](#) In *International Conference on Learning Representations*.
- Ruiqi Zhang, Spencer Frei, and Peter L. Bartlett. 2024. [Trained transformers learn linear models in-context.](#) *Journal of Machine Learning Research*, 25(49):1–55.
- Tianyi Zhang, Varsha Kishore, Felix Wu, Kilian Q. Weinberger, and Yoav Artzi. 2020. [Bertscore: Evaluating text generation with bert.](#) *Preprint*, arXiv:1904.09675.
- Chunting Zhou, Pengfei Liu, Puxin Xu, Srinivasan Iyer, Jiao Sun, Yuning Mao, Xuezhe Ma, Avia Efrat, Ping Yu, LILI YU, Susan Zhang, Gargi Ghosh, Mike Lewis, Luke Zettlemoyer, and Omer Levy. 2023. [Lima: Less is more for alignment.](#) In *Advances in Neural Information Processing Systems*, volume 36, pages 55006–55021. Curran Associates, Inc.
- Yuxiang Zhou, Jiazheng Li, Yanzheng Xiang, Hanqi Yan, Lin Gui, and Yulan He. 2024. [The mystery of in-context learning: A comprehensive survey on interpretation and analysis.](#) In *Proceedings of the 2024 Conference on Empirical Methods in Natural Language Processing*, pages 14365–14378, Miami, Florida, USA. Association for Computational Linguistics.

A In-Context Learning

In this section, we provide further details pertaining to in-context learning.

Wies et al. (2023) show that ICL might be more about identifying the task rather than learning it, and both of these imply the reliance on pretraining data. However, others have put forward the ‘structured task hypothesis’, which indicates that ICL might well extend beyond the idea of selecting tasks and is capable of solving tasks that are not present in pretraining data (Li et al., 2024; Wei et al., 2024). This generalisation capability is addressed by different hypotheses of how LLMs perform in-context learning which suggests that in-context learning can be thought of as an implicit form of Bayesian inference. Xie et al. (2022) and Chen et al. (2024) suggest that parallel structures in pretraining data lead to in-context capabilities. Other work in this area includes the use of mechanistic interpretability (Cho et al., 2024).

While the exact mechanism for how LLMs perform ICL is still under exploration, what all these works have in common is that ICL is a form of extrapolation from pretraining data. Indeed, some work has explicitly shown that the frequency of an item in pretraining data has a direct impact on the ability of a model to reason about it (Razeghi et al., 2022). Of particular relevance to our work is the finding that there is no evidence to suggest that base models can do more than extrapolate from their pretraining data (Zhou et al., 2024). This suggests that base LLMs respond to questions using ICL by making use of the examples provided to isolate and extrapolate relevant priors from their pretraining data.

B Training Details

In this section, we present the full details of our training setup.

B.1 Hyperparameters and Training Time

Our experiments involved instruction-tuning 90 models across various setups. We use two kinds of instructional prompts: *Regular Prompt* and *Sample-Gen Prompt*. Table 2 presents the training details of each kind of model. We train our models on the following GPU architectures: NVIDIA TITAN RTX, NVIDIA RTX A6000, NVIDIA A100 80GB PCIe. Inference was performed on L40 48GB GPUs. We use the following architectures: Mistral 7B, Llama-2 7B, and Llama-2 13B.

We note that a potential risk of instruction-tuning many models is the inherent environmental cost of computation. For this reason, we instruction-tuned all models on a low number of epochs. Additionally, to keep the training and inference times manageable, we restricted the number of in-context samples in SampleGen Prompt to 2 and did not experiment with higher values.

B.2 Training Data

Table 5 shows the details of the datasets we use for instruction-tuning our models. The language of all tasks in these datasets is English, with the exception of the tasks in the ‘‘Translation’’ category, for which the languages are English and the target language for translation (detailed in Figure 2).

We create the Regular Prompt dataset by picking 37 of the 62 tasks in Wei et al. (2022a), as described in Section 3.2. To the best of our knowledge, at the time of writing there was no publicly-available version of the original FLAN dataset of Wei et al. (2022a) that was compatible with HuggingFace³, our chosen framework for our experiments. For this reason, we reimplemented the data loading for all tasks found in the original FLAN dataset, using the publicly-available code of Wei et al. (2022a) as a basis.⁴ The code of Wei et al. (2022a) was distributed under the Apache License, Version 2.0, and we adhere to the terms of the license in our repository, e.g. by designating our code as a derivative and retaining a link to the source.

To create our final training dataset, we implement example-based mixing (Wei et al., 2022a), which proportionally draws samples from each dataset according to the dataset sizes. The resulting training mixture contains 63,556 samples, however we randomly select 20,000 for training our FLAN model.

We create the SampleGen Prompt dataset by partitioning the training split of each task into two parts. From the first part, we pick two samples to serve as in-context samples, and from the second part, we take one sample to serve as the ‘‘main sample’’, e.g. the question to be answered. Next, we similarly use example-based mixing to create a training dataset that contains samples from each task, proportional to the original dataset sizes. The resulting training set contains 74,057 examples,

³<https://huggingface.co/>

⁴<https://github.com/google-research/FLAN/blob/main/flan>

Prompt Type	Num Train	Num Epochs	Batch Size	Average Training Time	Num GPUs
Regular Prompt	20K	1	2	8 hrs	1
SampleGen Prompt	20K	1	2	14 hrs	1

Table 2: Training details of our FLAN (Regular Prompt) and SampleGen models.

from which we pick 20K for training SAMPLEGEN.

C Full Results

In this section, we present the full numerical results of our experiments. In our evaluations, we used both datasets from our re-implemented FLAN dataset, as well as datasets from other sources: BIG-Bench and GSM8K. The BIG-Bench dataset is licensed under the Apache License, Version 2.0⁵, and our use of the dataset, which does not include any modifications, is consistent with the license terms. The GSM8K dataset, which was only used for testing, is licensed under the MIT License⁶, and our usage is likewise consistent with the license terms.

C.1 Task Metrics

Table 3 presents the evaluation tasks, along with the default metrics.

We use the HuggingFace implementation⁷ of BERTScore (Zhang et al., 2020), and use the hyperparameters from Lu et al. (2024). For our statistical significance tests, we use the Scipy implementation *spearmanr*⁸ using default parameters. For other metrics, e.g. ROUGE1 and BLEU, we use the same implementations⁹ used in Wei et al. (2022a) without modification, which were distributed under the Apache License, Version 2.0.

C.2 Main Experiments

This section presents the results for our main experiments. In Table 6, we present the results for Llama-2 13B averaged across our 3 seeds, and the results for the individual seeds in Tables 7 8, and 9. Results for Llama 7B are presented in Table 10, and results for Mistral 7B are presented in Table 11.

⁵<https://github.com/google/BIG-bench/tree/main?tab=Apache-2.0-1-ov-file>

⁶<https://github.com/openai/grade-school-math?tab=License-1-ov-file>

⁷<https://huggingface.co/spaces/evaluate-metric/bertscore>

⁸<https://docs.scipy.org/doc/scipy/reference/generated/scipy.stats.spearmanr.html>

⁹<https://github.com/google-research/FLAN/blob/main/flan/metrics.py>

Task	Original Metric
NLI	
QNLI	Accuracy
MNLI M	Accuracy
MNLI MM	Accuracy
SNLI	Accuracy
StoryCloze	Accuracy
CoPA	Accuracy
SQuAD	F1
BoolQ	Accuracy
Winogrande	Accuracy
WSC273 (OD)	Accuracy
NLG	
DART	Rouge1
CommonGen	Rouge1
WMT-16 EN/DE	BLEU
WMT-16 EN/RO	BLEU
Gigaword	Rouge1
BB - Emergent	
SocialQA	Accuracy
LogicalDeduction	Accuracy
Strange Stories	Accuracy
BB - Not Emergent	
Tracking (7)	Accuracy
GSM8K	Accuracy
Causal judgement	Accuracy

Table 3: The evaluation tasks used in our main experiments, along with the original metrics for each task. For tasks with Accuracy as their original metric, we instead use BERTScore Accuracy, as detailed in Section 4.1

Model Comparison	Spearman r	p-value
FLAN - SG Direct	0.776	2.99E-03
FLAN - SG Pipeline	0.713	0.0092
SG Direct - SG Pipeline	0.357	0.2551

Table 4: Correlation and statistical significance scores for our NLI experiments demonstrating correlation. We note that the correlation isn't statistically significant and hypothesize that this is due to the fact that we test a small set of tasks.

Dataset	Num Samples	Used for Training
Regular Prompt	63,556	20,000
SampleGen Prompt	74,057	20,000

Table 5: Details of our training datasets for the main experiments.

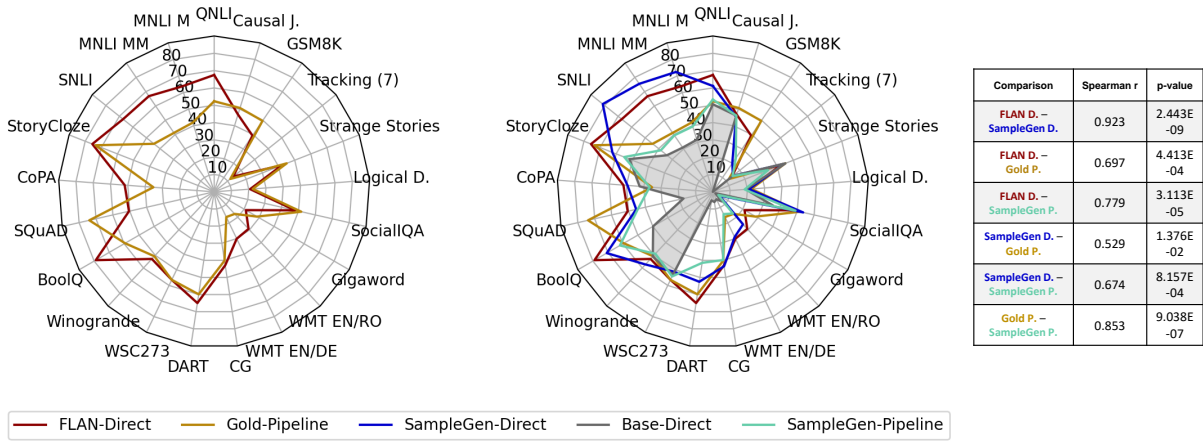


Figure 5: Correlation and statistical test results for our main experiments on Llama-2 7B, showing the significant correlation between the performance of base models prompted with in-context examples (and their variants) and that of instruction-tuned models.

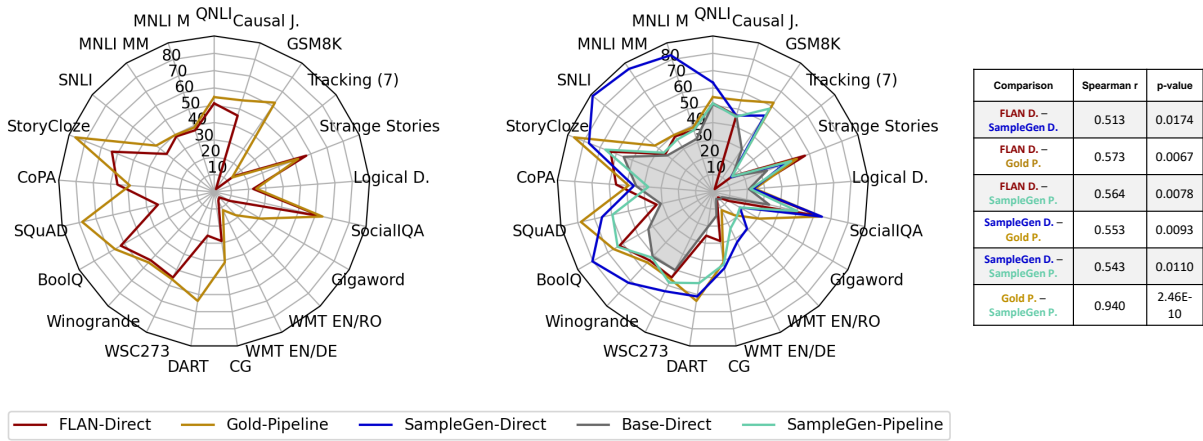


Figure 6: Correlation and statistical test results for our main experiments on Mistral 7B, showing the significant correlation between the performance of base models prompted with in-context examples (and their variants) and that of instruction-tuned models.

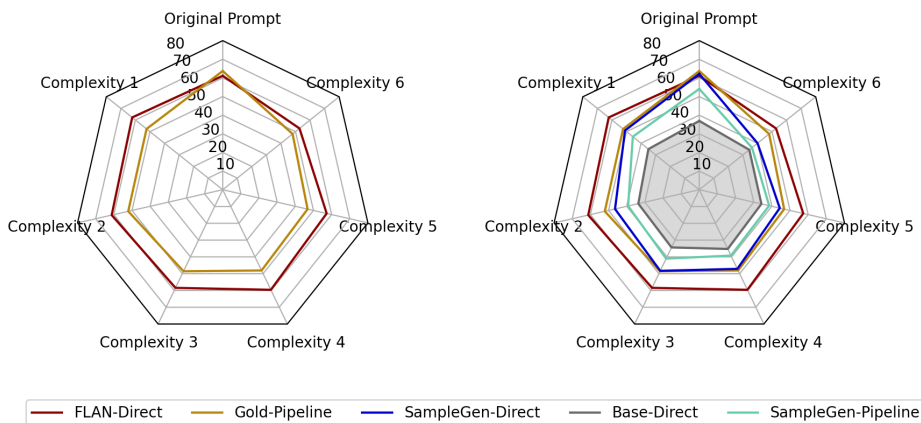


Figure 7: The performance of our LLaMA-2 13B models on SocialQA across prompts of different complexity, demonstrating the continued correlation between base models tested using in-context examples and instruction-tuned models across prompts of different complexity.

Test Task	Metric	Random	Base (D)	FLAN (D)	SampleGen (D)	Gold (P)	SampleGen (P)
NLU							
QNLI	BSA	50	51.54	61.73	60.68	51.27	48.43
MNLI M	BSA	33	32.12	73.92	79.48	41.53	37.69
MNLI MM	BSA	33	31.32	74.93	82.61	42.89	37.08
SNLI	BSA	33	33.88	80.73	87.33	37.04	35.88
StoryCloze	BSA	50	50.81	81.55	79.21	82.11	63.23
CoPA	BSA	50	34.20	48.60	45.47	37.80	25.00
SQuAD	F1	50	9.12	70.39	55.10	78.96	54.49
BoolQ	BSA	50	41.84	82.30	76.47	65.13	65.11
Winogrande	BSA	50	48.38	63.01	66.77	53.54	51.41
WSC273 (OD)	BSA	50	49.37	62.51	61.66	58.12	57.75
NLG							
DART	Rouge1	–	3.32	67.42	15.81	62.39	13.22
CommonGen	Rouge1	–	7.15	43.34	43.44	41.84	39.20
WMT-16 EN/DE	BLEU	–	2.74	33.16	33.43	12.63	25.46
WMT-16 EN/RO	BLEU	–	5.26	32.26	29.78	19.19	22.21
Gigaword (OD)	Rouge1	–	0.36	21.28	13.03	31.26	13.48
BB - Emergent							
SocialQA	BSA	33	36.93	61.13	62.18	63.71	54.11
LogicalDeduction	BSA	20	18.86	26.64	22.17	28.70	21.19
Strange Stories	BSA	50	37.62	50.24	45.48	52.62	39.76
BB - Not Emergent							
Tracking (7)	BSA	14	14.62	13.19	15.12	14.00	15.17
GSM8K	EMA	25	0.68	50.98	50.22	58.21	52.01
Causal judgement	BSA	50	46.93	46.49	48.03	50.22	46.49

Table 6: Full main experiment results for Llama-2 13B models, averaged across 3 seeds.

C.3 Confounding Factor: Prompt Complexity

Here we present the full experiment details from our prompt complexity experiments, discussed in Section 5.1. Figure 7 presents the radar chart of our prompt complexity experiments, and Table 18 presents the numerical results for our prompt translation experiments. Table 19 presents the full prompts from all complexity levels, as well as the translated prompt. These prompts were generated using ChatGPT-4o. Table 20 presents the instructions given to ChatGPT-4o for generating each kind of prompt.

C.4 Confounding Factor: Semantic Task Labels

In this section, we present the results from our experiments with semantic task labels. Table 22 presents the results, which were obtained from Llama-2 13B on one seed only. Overall, the models tended to perform better in the setting with default task labels.

C.5 Confounding Factor: Instruction-Tuning Tasks

In this section, we present the results demonstrating generalisability for our the experiments on instruction-tuning tasks, discussed in Section 5.3. In addition to Llama-2 13B, the aggregated results for which were presented in the main body of the

paper, we experiment with Llama-2 7B and Mistral 7B. The experiments for the latter two models were done on one seed only (42).

Full numerical results for Llama-2 13B, averaged across 3 seeds and for each individual seed, are presented in Tables 12 - 15. We present the results for Llama-2 7B and Mistral 7B on one seed in Tables 16 and 17, respectively.

Figure 23 shows the aggregated scores for Llama-2 7B, which demonstrating a similar trend as for Llama-2 13B and confirm our hypothesis. However, these results do not generalise to Mistral 7B, as this model was more prone to generating extraneous text in its responses, as shown in Table 24. This made it difficult to determine the best answer choice match for the model’s response during BERTScore Accuracy calculation. Additionally, Mistral displayed a tendency to designate its choices by means of emojis (e.g. printing all answer options with a check mark emoji next to the option it deemed correct). This resulted in all answer options being printed, which similarly complicated the evaluation. These factors resulted in poorer overall performance for Mistral, as shown in Figure 8.

D Instruction-Tuning Prompts

In this section, we provide the full instruction-tuning prompts used for training FLAN and Sam-

Test Task	Metric	Random	Base (D)	FLAN (D)	SampleGen (D)	Gold (P)	SampleGen (P)
NLU							
QNLI	BSA	50	53.50	60.06	66.04	50.72	49.16
MNLI M	BSA	33	32.12	74.32	79.96	41.68	38.16
MNLI MM	BSA	33	31.32	75.64	83.44	43.12	37.64
SNLI	BSA	50	33.88	81.04	87.64	37.44	36.72
StoryCloze	BSA	50	51.42	81.03	76.32	81.29	61.79
CoPA	BSA	50	34.20	46.40	45.00	37.40	20.60
SQuAD	F1	50	10.77	60.82	43.12	78.12	42.44
BoolQ	BSA	50	41.84	82.57	77.36	65.16	65.84
Winogrande	BSA	50	48.38	63.14	67.88	53.75	51.38
WSC273 (OD)	BSA	50	47.02	63.00	62.64	56.41	60.44
NLG							
DART	Rouge1	–	3.32	67.37	15.71	62.50	12.40
CommonGen	Rouge1	–	7.15	43.42	42.42	41.45	38.87
WMT-16 EN/DE	BLEU	–	2.74	32.98	33.63	12.73	25.29
WMT-16 EN/RO	BLEU	–	5.26	32.39	27.54	19.02	18.36
Gigaword (OD)	Rouge1	–	0.36	21.43	11.94	31.49	12.32
BB - Emergent							
SocialQA	BSA	33	33.40	60.92	65.37	62.98	57.30
LogicalDeduction	BSA	20	18.42	27.75	22.25	28.42	21.08
Strange Stories	BSA	50	37.14	50.00	47.86	48.57	41.43
BB - Not Emergent							
Tracking (7)	BSA	14	14.86	13.21	15.21	13.86	15.36
GSM8K	EMA	25	0.68	51.03	49.44	57.85	53.37
Causal Judgement	BSA	50	48.68	46.05	49.34	49.34	47.37

Table 7: Full main experiment results for Llama-2 13B models, seed 42.

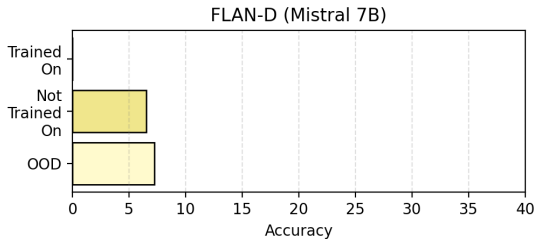


Figure 8: Overall performance trend of our Mistral 7B FLAN model across three clusters of tasks, trained and evaluated on one seed (42). **These results are not included in our analysis due to the unexpected output formats which were difficult to evaluate, as discussed in Appendix C.5.**

pleGen. System prompts and wrapper tokens such as `</s>` are included.

Test Task	Metric	Random	Base (D)	FLAN (D)	SampleGen (D)	Gold (P)	SampleGen (P)
NLU							
QNLI	BSA	50	50.56	64.64	60.04	51.68	47.80
MNLI M	BSA	33	32.12	74.88	78.68	41.60	37.60
MNLI MM	BSA	33	31.32	75.52	82.24	43.20	36.64
SNLI	BSA	50	33.88	81.88	87.28	36.68	35.52
StoryCloze	BSA	50	50.51	79.48	79.64	82.74	63.34
CoPA	BSA	50	34.20	50.40	42.00	37.40	24.20
SQuAD	F1	50	8.29	75.60	59.38	79.50	59.13
BoolQ	BSA	50	41.84	82.12	75.92	64.68	65.76
Winogrande	BSA	50	48.38	63.38	65.90	53.51	51.62
WSC273 (OD)	BSA	50	50.55	62.64	60.81	60.44	56.04
NLG							
DART	Rouge1	-	3.32	67.37	12.16	62.28	10.32
CommonGen	Rouge1	-	7.15	43.52	44.05	42.01	38.36
WMT-16 EN/DE	BLEU	-	2.74	33.56	33.60	12.70	26.19
WMT-16 EN/RO	BLEU	-	5.26	32.38	31.55	19.76	24.69
Gigaword (OD)	Rouge1	-	0.36	21.27	12.36	31.01	12.82
BB - Emergent							
SocialIQA	BSA	33	38.70	61.43	63.82	63.50	55.56
LogicalDeduction	BSA	20	19.08	28.58	22.75	27.67	20.92
Strange Stories	BSA	50	37.86	49.28	47.14	55.00	41.43
BB - Not Emergent							
Tracking (7)	BSA	14	14.50	12.79	16.07	14.71	15.14
GSM8K	EMA	25	0.68	50.04	52.46	58.32	49.36
Causal Judgement	BSA	50	46.05	46.05	46.71	51.32	45.39

Table 8: Full main experiment results for Llama-2 13B models, seed 1234.

Test Task	Metric	Random	Base (D)	FLAN (D)	SampleGen (D)	Gold (P)	SampleGen (P)
NLU							
QNLI	BSA	50	50.56	60.48	55.96	51.40	48.32
MNLI M	BSA	33	32.12	72.56	79.80	41.32	37.32
MNLI MM	BSA	33	31.32	73.64	82.16	42.36	36.96
SNLI	BSA	50	33.88	79.28	87.08	37.00	35.40
StoryCloze	BSA	50	50.51	84.13	81.67	82.31	64.56
CoPA	BSA	50	34.20	49.00	49.40	38.60	30.20
SQuAD	F1	50	8.29	74.75	62.79	79.25	61.89
BoolQ	BSA	50	41.84	82.20	76.12	65.56	63.72
Winogrande	BSA	50	48.38	62.51	66.54	53.35	51.22
WSC273 (OD)	BSA	50	50.55	61.90	61.54	57.51	56.78
NLG							
DART	Rouge1	-	3.32	67.51	19.55	62.38	16.93
CommonGen	Rouge1	-	7.15	43.07	43.85	42.05	40.36
WMT-16 EN/DE	BLEU	-	2.74	32.94	33.05	12.46	24.91
WMT-16 EN/RO	BLEU	-	5.26	32.00	30.24	18.78	23.59
Gigaword (OD)	Rouge1	-	0.36	21.13	14.78	31.29	15.29
BB - Emergent							
SocialIQA	BSA	33	38.70	61.05	57.36	64.66	49.48
LogicalDeduction	BSA	20	19.08	23.58	21.50	30.00	21.58
Strange Stories	BSA	50	37.86	51.43	41.43	54.29	36.43
BB - Not Emergent							
Tracking (7)	BSA	14	14.50	13.57	14.07	13.43	15.00
GSM8K	EMA	25	0.68	51.87	48.76	58.46	53.31
Causal Judgement	BSA	50	46.05	47.37	48.03	50.00	46.71

Table 9: Full main experiment results for Llama-2 13B models, seed 10203.

Test Task	Metric	Random	Base (D)	FLAN (D)	SampleGen (D)	Gold (P)	SampleGen (P)
NLU							
QNLI	BSA	50	50.56	67.48	61.12	52.32	53.32
MNLI M	BSA	33	31.48	63.64	72.44	41.84	39.48
MNLI MM	BSA	33	30.92	66.88	75.48	41.20	39.48
SNLI	BSA	50	33.88	67.28	81.32	44.48	38.44
StoryCloze	BSA	50	51.74	75.57	62.32	73.60	55.00
CoPA	BSA	50	42.40	51.80	49.40	35.20	36.60
SQuAD	F1	50	17.39	50.44	45.41	73.94	44.39
BoolQ	BSA	50	39.80	78.92	70.76	59.40	61.96
Winogrande	BSA	50	50.99	52.88	57.22	50.75	48.78
WSC273 (OD)	BSA	50	53.11	56.41	51.28	56.41	54.21
NLG							
DART	Rouge1	-	4.97	64.96	52.53	59.86	41.48
CG	Rouge1	-	5.99	42.92	43.48	40.21	39.84
WMT-16 EN/DE	BLEU	-	4.77	30.06	29.00	16.16	14.28
WMT-16 EN/RO	BLEU	-	7.58	29.21	25.61	17.42	17.09
Gigaword (OD)	Rouge1	-	1.70	21.13	4.30	28.61	3.64
BB - Emergent							
SocialIQA	BSA	33	35.72	48.00	53.49	51.61	48.97
LogicalDeduction	BSA	20	19.00	20.83	20.92	22.33	18.42
Strange Stories	BSA	50	45.00	42.14	44.29	45.00	34.29
BB - Not Emergent							
Tracking (7)	BSA	14	14.71	14.14	14.86	11.93	14.57
GSM8K	EMA	25	0.00	39.28	19.93	49.61	23.48
Causal Judgement	BSA	50	46.05	46.71	45.39	50.66	46.05

Table 10: Full main experiment results for Llama-2 7B models, seed 42.

Test Task	Metric	Random	Base (D)	FLAN (D)	SampleGen (D)	Gold (P)	SampleGen (P)
NLU							
QNLI	BSA	50	50.56	51.12	63.12	54.70	51.08
MNLI M	BSA	33	31.96	37.20	82.56	38.88	37.24
MNLI MM	BSA	33	31.36	38.76	85.96	39.76	36.56
SNLI	BSA	50	33.68	25.36	88.76	42.82	36.20
StoryCloze	BSA	50	55.32	63.44	76.86	86.10	66.70
CoPA	BSA	50	44.40	56.00	45.80	48.80	37.40
SQuAD	F1	50	30.83	33.31	65.65	78.14	59.44
BoolQ	BSA	50	43.00	38.12	80.32	66.15	63.48
Winogrande	BSA	50	51.14	53.91	71.67	55.64	51.78
WSC273 (OD)	BSA	50	50.18	54.95	63.74	56.04	58.24
NLG							
DART	Rouge1	-	20.86	25.58	61.08	63.72	53.32
CG	Rouge1	-	14.03	28.75	44.61	41.25	42.30
WMT-16 EN/DE	BLEU	-	4.59	5.61	32.30	11.72	23.48
WMT-16 EN/RO	BLEU	-	5.87	4.40	29.04	18.44	20.06
Gigaword (OD)	Rouge1	-	6.08	10.48	18.01	30.95	18.12
BB - Emergent							
SocialIQA	BSA	33	33.40	63.24	64.60	64.15	50.00
LogicalDeduction	BSA	20	20.92	22.58	23.33	24.42	21.83
Strange Stories	BSA	50	33.57	57.14	45.00	52.14	48.57
BB - Not Emergent							
Tracking (7)	BSA	14	14.36	14.43	13.43	13.29	14.21
GSM8K	EMA	25	29.71	1.89	53.30	62.32	58.16
Causal Judgement	BSA	50	46.05	46.05	46.05	55.26	45.39

Table 11: Full main experiment results for Mistral 7B models, seed 42.

Train On	Test Task	Random	FLAN-D	SampleGen-D	Gold-P Target	Gold-P Train	SampleGen-P
NLG	QNLI	50	54.28	50.12	51.51	49.63	50.57
	MNLI - M	33	37.59	32.17	41.53	41.93	31.75
	MNLI - MM	33	37.05	31.45	42.89	41.95	30.61
Adjacent Cats.	QNLI	50	66.33	54.16	51.51	49.73	49.67
	MNLI - M	33	51.20	52.77	41.53	42.75	38.36
	MNLI - MM	33	53.13	52.72	42.89	42.81	39.83
Adjacent Cats. +	QNLI	50	74.43	69.17	51.51	49.87	52.59
	MNLI - M	33	56.48	55.11	41.53	42.79	40.51
	QNLI	50	58.41	56.22	42.89	42.60	40.03
Adjacent Cats. + MNLI	QNLI	50	68.00	52.80	51.51	49.71	48.75
	MNLI - M	33	64.80	67.47	41.53	42.37	39.27
	MNLI - MM	33	64.99	69.33	42.89	42.79	38.47

Table 12: Results of task similarity experiments for Llama-2 13B, averaged over 3 seeds. All scores are BERTScore Accuracy.

Train On	Test Task	Random	FLAN-D	SampleGen-D	Gold-P Target	Gold-P Train	SampleGen-P
NLG	QNLI	50	56.08	49.72	51.44	49.44	50.60
	MNLI - M	33	35.00	33.44	41.68	42.52	31.96
	MNLI - MM	33	34.00	32.52	43.12	43.64	30.84
Adjacent Cats.	QNLI	50	69.40	55.84	51.44	49.80	50.32
	MNLI - M	33	48.12	52.64	41.68	42.64	37.48
	MNLI - MM	33	49.76	50.92	43.12	43.08	39.92
Adjacent Cats. +	QNLI	50	73.72	75.28	51.44	50.04	54.52
	MNLI - M	33	60.08	57.96	41.68	43.20	42.52
	QNLI	50	60.88	59.31	43.12	42.16	41.48
Adjacent Cats. + MNLI	QNLI	50	69.52	51.32	51.44	49.64	49.20
	MNLI - M	33	63.96	71.60	41.68	42.08	38.32
	MNLI - MM	33	64.52	73.60	43.12	42.52	37.56

Table 13: Results of task similarity experiments for Llama-2 13B, seed 42. All scores are BERTScore Accuracy.

Train On	Test Task	Random	FLAN-D	SampleGen-D	Gold-P Target	Gold-P Train	SampleGen-P
NLG	QNLI	50	57.28	50.32	51.68	49.72	50.60
	MNLI - M	33	35.12	31.04	41.60	41.44	31.40
	MNLI - MM	33	34.12	30.00	43.20	41.04	29.84
Adjacent Cats.	QNLI	50	69.20	56.24	51.68	49.96	49.60
	MNLI - M	33	53.24	54.48	41.60	42.64	39.52
	MNLI - MM	33	54.76	54.88	43.20	42.40	39.60
Adjacent Cats. +	QNLI	50	74.56	56.04	51.68	49.92	49.72
	MNLI - M	33	55.28	54.64	41.60	42.72	39.88
	QNLI	50	57.76	55.52	43.20	42.36	39.60
Adjacent Cats. + MNLI	QNLI	50	66.52	49.16	51.68	49.64	47.52
	MNLI - M	33	65.28	57.68	41.60	42.08	41.60
	MNLI - MM	33	65.84	59.68	43.20	43.04	41.08

Table 14: Results of task similarity experiments for Llama-2 13B, seed 1234. All scores are BERTScore Accuracy.

Train On	Test Task	Random	FLAN-D	SampleGen-D	Gold-P Target	Gold-P Train	SampleGen-P
NLG	QNLI	50	49.48	50.32	51.40	49.72	50.52
	MNLI - M	33	42.64	32.04	41.32	41.84	31.88
	MNLI - MM	33	43.04	31.84	42.36	41.16	31.16
Adjacent Cats.	QNLI	50	60.40	50.40	51.40	49.44	49.08
	MNLI - M	33	52.24	51.20	41.32	42.96	38.08
	MNLI - MM	33	54.88	52.36	42.36	42.96	39.96
Adjacent Cats. +	QNLI	50	75.00	76.20	51.40	49.64	53.52
	MNLI - M	33	54.08	52.72	41.32	42.44	39.12
	QNLI	50	56.60	53.84	42.36	43.28	39.00
Adjacent Cats. + MNLI	QNLI	50	67.96	57.92	51.40	49.84	49.52
	MNLI - M	33	65.16	73.12	41.32	42.96	37.88
	MNLI - MM	33	64.60	74.72	42.36	42.80	36.76

Table 15: Results of task similarity experiments for Llama-2 13B, seed 10203. All scores are BERTScore Accuracy.

Train On	Test Task	Random	FLAN-D	SampleGen-D	Gold-P Target	Gold-P Train	SampleGen-P
NLG	QNLI	50	50.84	50.12	52.32	55.08	50.52
	MNLI - M	33	37.92	32.24	41.84	34.64	31.96
	MNLI - MM	33	36.16	32.28	41.20	33.84	33.40
Adjacent Cats.	QNLI	50	59.40	54.60	52.32	52.52	53.08
	MNLI - M	33	44.68	49.24	41.84	38.36	37.04
	MNLI - MM	33	46.80	50.00	41.20	38.80	35.84
Adjacent Cats. +	QNLI	50	66.16	64.76	52.32	52.16	49.56
	MNLI - M	33	49.72	47.60	41.84	38.28	36.00
	MNLI - MM	33	50.96	49.56	41.20	39.12	35.80
Adjacent Cats. +	QNLI	50	58.64	50.92	52.32	52.12	50.44
	MNLI - M	33	48.76	58.84	41.84	37.96	40.36
	MNLI - MM	33	49.40	62.16	41.20	36.80	40.20

Table 16: Results of task similarity experiments for Llama-7B, seed 42. All scores are BERTScore Accuracy.

Train On	Test Task	Random	FLAN-D	SampleGen-D	Gold-P Target	Gold-P Train	SampleGen-P
NLG	QNLI	50	50.56	49.16	50.80	53.44	50.40
	MNLI - M	33	31.64	33.16	37.28	37.48	33.32
	MNLI - MM	33	31.40	31.56	38.64	40.64	31.48
Adjacent Cats.	QNLI	50	60.40	58.76	50.80	56.08	48.92
	MNLI - M	33	41.04	55.60	37.28	38.32	38.04
	MNLI - MM	33	44.44	58.28	38.64	37.80	37.16
Adjacent Cats. +	QNLI	50	76.60	81.56	50.80	55.92	49.72
	MNLI - M	33	46.32	56.88	37.28	39.20	38.56
	MNLI - MM	33	47.80	58.04	38.64	39.68	36.80
Adjacent Cats. +	QNLI	50	52.88	51.72	50.80	56.72	48.12
	MNLI - M	33	56.04	79.60	37.28	38.08	36.44
	MNLI - MM	33	56.96	81.16	38.64	39.56	36.16

Table 17: Results of task similarity experiments for Mistral 7B, seed 42. All scores are BERTScore Accuracy.

Prompt Setting	Base-D	FLAN-D	SampleGen-D	Gold-P	SampleGen-P	Random
Original	36.93	61.13	62.18	63.71	54.11	33
Transl. Avg Seeds	33.50	33.63	34.07	34.35	33.29	33
Transl. Seed 42	32.36	35.79	34.17	33.66	34.23	33
Transl. Seed 1234	34.04	31.91	33.66	34.69	31.78	33
Transl. Seed 10203	34.11	33.20	34.37	34.69	33.85	33

Table 18: Results for our prompt translation experiments on SocialQA, for Llama-2 13B across 3 seeds. In the translated prompt setting, all base and instruction-tuned models perform at or near the random baseline, even if those models were able to solve SocialQA with the original English prompt.

Prompt	Prompt Format
Regular	Question: {} Options: {}
Complexity Level 1	Consider the following inquiry: {} The potential selections for your consideration are as follows: {}
Complexity Level 2	The following inquiry is presented for your contemplation: {} The array of possible responses available for selection is enumerated as follows: {}
Complexity Level 3	Presented herewith for your intellectual engagement is the following query: {} The spectrum of conceivable responses from which you may elect is delineated as follows: {}
Complexity Level 4	For your esteemed deliberation, the subsequent interrogative is posited: {} The compendium of potential responses, from which one may judiciously choose, is as follows: {}
Complexity Level 5	For your erudite examination and discerning judgment, the following enigma is herein proposed: {} The exhaustive enumeration of conceivable answers, from which one might sagaciously select, is detailed as follows: {}
Complexity Level 6	For your profound intellectual consideration and meticulous scrutiny, the subsequent conundrum is hereby articulated: {} The comprehensive catalog of potential resolutions, from which you may astutely elect, is meticulously delineated as follows: {}
Translation Scottish Gaelic	Thoir beachd air an rannsachadh a leanas: {} Tha na roghainnean a dh'fhaodadh a bhith agad airson do bheachdachadh mar a leanas: {}

Table 19: Prompts from our prompt complexity and prompt translation experiments. All complex prompts and prompt translations were generated using ChatGPT-4o-mini on 05. September, 2024. The corresponding instructions given to ChatGPT-4o-mini to generate these prompts are presented in Table 20.

Setting	Prompt Text for ChatGPT-4o
Complexity Level 1	Please rephrase the following question format in a more convoluted way. Be sure to add junk and filler words. Question: {question}? Options: {options}.
Subsequent Levels	Please make it even more convoluted.
Translation Scottish Gaelic	Translate the following text to Scottish Gaelic: {}

Table 20: Instructions for ChatGPT-4o-mini used for generating the prompts in Table 19.

Prompt	BASE (D)	FLAN (D)	SampleGen (D)	Gold Pipeline	SG Pipeline
Original Prompt	36.93	61.13	62.18	63.71	54.11
Complexity 1	34.95	62.21	51.01	52.33	45.65
Complexity 2	33.59	61.18	46.43	52.06	39.21
Complexity 3	34.37	58.46	48.32	48.56	41.04
Complexity 4	35.27	59.61	47.14	48.10	39.23
Complexity 5	34.24	57.28	44.34	46.77	38.51
Complexity 6	34.37	52.75	40.03	48.00	36.22

Table 21: Numerical results from our prompt engineering experiments. Experiments were done on Social IQA and the metric used was BERTScore Accuracy, as in our main experiments. Except in one case, model performance for all prompts was lower than the regular prompt, indicating poorer instructional understanding.

Task	Metric	Random Base-line	BASE-D	FLAN-D	Sample Gen-D (Unif.)	Sample Gen-D	Gold Pipeline (Unif.)	Gold Pipeline	Sample Gen Pipeline (Unif.)	Sample Gen Pipeline
NLI										
QNLI	BSA	50	50.56	60.06	59.72	66.04	50.12	50.72	51.20	49.16
SNLI	BSA	33	33.88	81.04	86.08	87.64	42.60	37.44	35.28	36.72
StoryCloze	BSA	50	50.51	81.03	88.62	76.32	61.41	81.29	58.95	61.79
CoPA	BSA	50	34.20	46.40	43.20	45.00	40.80	37.40	32.20	20.60
SQuAD	F1	50	10.77	60.82	54.31	43.12	81.53	78.12	45.64	42.44
BoolQ	BSA	50	41.84	82.57	75.44	77.36	57.88	65.16	63.04	65.84
Winogrande	BSA	50	48.38	63.14	64.33	67.88	50.28	53.75	50.04	51.38
WSC273	BSA	50	50.55	63.00	60.07	62.64	56.41	56.41	65.57	60.44
NLU										
DART	Rouge1	50	3.32	67.37	51.59	15.71	61.39	62.50	39.47	12.40
Common Gen	Rouge1	50	7.15	43.42	43.26	42.42	40.96	41.45	37.84	38.87
WMT EN/DE	BLEU	50	2.74	32.98	33.49	33.63	16.35	12.73	25.01	25.29
WMT EN/RO	BLEU	50	5.26	32.39	31.08	27.54	12.20	19.02	20.84	18.36
Gigaword (OD)	Rouge1	50	0.36	21.43	16.15	11.94	18.43	31.49	13.38	12.32
BB + GSM8K										
SocialQA	BSA	33	38.70	60.92	64.34	65.37	53.94	62.98	48.32	57.30
Logical D.	BSA	20	19.08	27.75	26.50	22.25	23.58	28.42	20.33	21.08
Strange Stories	BSA	50	37.86	50.00	43.57	47.86	51.43	48.57	44.29	41.43
Tracking (7)	BSA	14	14.50	13.21	13.93	15.21	12.21	13.86	14.71	15.36
GSM8K	EMA	25	0.68	51.03	54.97	49.44	45.82	57.85	45.85	53.37
Causal J.	BSA	50	46.05	46.05	46.05	49.34	53.95	49.34	46.05	47.37

Table 22: Numerical results from our semantic label experiments, conducted on Llama 2 13B, on one seed only (42). ‘Unif.’ indicates the evaluation setups with “unified” (i.e., semantically-neutral) prompt formats. As in the main results, we contrast between direct evaluation setups (D), where a model is tested directly on the task, and pipeline setups (P), where a base model is tested while being given in-context samples either from the training set (Gold Pipeline) or samples generated by SampleGen (SampleGen Pipeline). Overall, the non-unified models outperform the unified models.

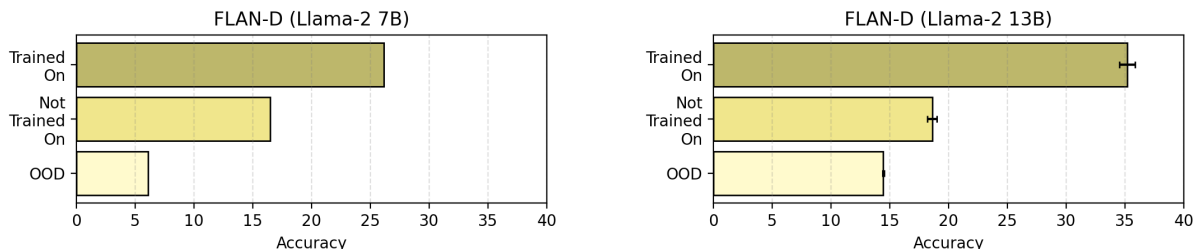


Table 23: Overall performance trend of our Llama-2 7B FLAN model (left) across three clusters of tasks, trained and evaluated on one seed (42). The Llama-2 13B model, with standard deviations across 3 seeds, is shown on the right for comparison. As with the 13B model, we observe that the scores of the 7B model on the in-distribution tasks are higher than those on the out-of-distribution tasks, strengthening our finding that instruction-tuned models are more adept at the former.

Model	Instruction-Tuning Prompt
FLAN	<p><s>[INST] «SYS» You are a large language model for solving tasks. To solve a task, you print the answer using the following format: 'Answer Solution: ...'«/SYS»</p> <p>Continue the following story.</p> <p>The baseball game cost more for us to go to than the football game because the _ was professional.</p> <p>football game; baseball game[/INST] Answer Solution: baseball game</s></p>
SampleGen	<p><s>[INST] «SYS» You are a large language model for generating examples. To answer a question, you return a list of samples and use them to answer the question provided. The format of the output is "Answer Solution: ... END_EXAMPLES" «/SYS»</p> <p>Continue writing the following text. Jennifer wanted Lindsey to drink the water even though _ wasn't feeling well and had an upset stomach. Jennifer; Lindsey[/INST]</p> <p>Example 1: Context 1: Since Cynthia was a morning person while Lindsey was a night person, _ tended to wake up very late on weekends. Options 1: Cynthia; Lindsey Answer 1: Lindsey</p> <p>Example 2: Context 2: Nelson was able to shoot the deer easily even though Ian was closer because _ had good aim. Options 2: Nelson; Ian Answer 2: Nelson</p> <p>Solution: Context Solution: Jennifer wanted Lindsey to drink the water even though _ wasn't feeling well and had an upset stomach. Options Solution: Jennifer; Lindsey Answer Solution: Lindsey END_EXAMPLES </s></p>

Table 25: Instruction-tuning prompt formats for SampleGen and FLAN. The system prompt is included.

Model	Instruction Tuning Tasks	Evaluation Tasks
NLG	All NLG Tasks	QNLI and MNL from the Language Inference Cluster
NLG+(NLU-NLI)	All NLG tasks, and all NLU tasks except for those in the NLI cluster	
NLG+(NLU-NLI+QNLI)	All NLG tasks, and all NLU tasks except for those in the NLI cluster and QNLI	
NLG+(NLU-NLI+MNL)	All NLG tasks, and all NLU tasks except for those in the NLI cluster and MNL	

Table 26: Descriptions of the models used in our supplementary task similarity experiments.