

# Pantomime: Towards the Anonymization of Motion Data using Foundation Motion Models

Simon Hanisch  
Centre for Tactile Internet (CeTI)  
Technical University Dresden  
Dresden, Germany  
simon.hanisch@tu-dresden.de

Julian Todt  
KASTEL Security Research Labs  
Karlsruhe Institute of Technology  
Karlsruhe, Germany  
julian.todt@kit.edu

Thorsten Strufe  
KASTEL Security Research Labs  
Karlsruhe Institute of Technology  
Karlsruhe, Germany  
thorsten.strufe@kit.edu

## ABSTRACT

Human motion is a behavioral biometric trait that can be used to identify individuals and infer private attributes such as medical conditions. This poses a serious privacy threat as motion extraction from video and motion capture are increasingly used for a variety of applications, including mixed reality, robotics, medicine, and the quantified self. In order to protect the privacy of the tracked individuals, anonymization techniques that preserve the utility of the data are required. However, anonymizing motion data is a challenging task because there are many dependencies in motion sequences (such as physiological constraints) that, if ignored, make the anonymized motion sequence appear unnatural. In this paper, we propose *Pantomime*, a full-body anonymization technique for motion data, which uses foundation motion models to generate motion sequences that adhere to the dependencies in the data, thus keeping the utility of the anonymized data high. Our results show that Pantomime can maintain the naturalness of the motion sequences while reducing the identification accuracy to 10%.

## CCS CONCEPTS

• **Security and privacy** → **Data anonymization and sanitization; Pseudonymity, anonymity and untraceability; Privacy protections.**

## KEYWORDS

Anonymization, Biometric Data, Motion Data, Gait, Pseudonymization

### ACM Reference Format:

Simon Hanisch, Julian Todt, and Thorsten Strufe. 2018. Pantomime: Towards the Anonymization of Motion Data using Foundation Motion Models. In *Proceedings of Make sure to enter the correct conference title from your rights confirmation email (Conference acronym 'XX)*. ACM, New York, NY, USA, 12 pages. <https://doi.org/XXXXXXX.XXXXXXX>

## 1 INTRODUCTION

Human motion data is a rich source of information with various applications in medicine, *Mixed Reality* (MR), or robotics. With

Permission to make digital or hard copies of all or part of this work for personal or classroom use is granted without fee provided that copies are not made or distributed for profit or commercial advantage and that copies bear this notice and the full citation on the first page. Copyrights for components of this work owned by others than the author(s) must be honored. Abstracting with credit is permitted. To copy otherwise, or republish, to post on servers or to redistribute to lists, requires prior specific permission and/or a fee. Request permissions from [permissions@acm.org](mailto:permissions@acm.org).  
*Conference acronym 'XX, June 03–05, 2018, Woodstock, NY*

© 2018 Copyright held by the owner/author(s). Publication rights licensed to ACM.  
ACM ISBN 978-1-4503-XXXX-X/18/06  
<https://doi.org/XXXXXXX.XXXXXXX>

motion tracking systems becoming cheap and easy to use, we now see a more wide spread adaptation of motion tracking in everyday life. Examples of this are full-body motion tracking *Inertial-Measurement-Unit* (IMU)-suits and similar IMU-trackers for MR applications. Another example is the hand motion tracking most MR headsets can now perform using video cameras. The captured motion data is used for applications such as the animation of digital avatars in social MR scenarios [19], the remote control [4] and training [37] of robots, as input modalities for MR devices in general [6], or for the monitoring of rehabilitation efforts [32] in medicine.

While these applications show how valuable motion data can be, it comes with risks as it is behavioral biometric data which contains inherently private information about the recorded person. Identifying people via their gait (pattern of walking) has long been a research topic for surveillance systems as it can be performed even on low quality video data [41]. In recent years, 3D motion capture data has also been investigated for gait recognition purposes, and it has been shown that the identification of individuals is simple and robust [7, 12]. Further, it has been shown that diseases like Parkinson can be inferred from gait data [1].

Therefore, in order to prevent the identification of users from motion data, we require anonymization techniques for full-body motion data. However, as prior work [7] has shown motion data is difficult to anonymize while maintaining high utility, because it contains a large number of correlations between data points which an anonymization must consider. Otherwise breaking the protection, or even reconstructing the original data from the anonymized data is possible [40].

Hence, we propose *Pantomime* an anonymization for full-body motion sequences that uses foundation motion models to hide the identity of people recorded in motion data. A foundation motion model is a machine learning model which was trained on a large set of motion data and has learned a motion space of plausible human motions, which maps similar motions into adjacent regions in the latent space. Using foundation motion models allows Pantomime to project the motion data into the motion space. Pantomime then anonymizes the motion data in the motion space by adding random noise to it before decoding the motion data back into its original space. The advantage of this approach is that by performing the noise addition in the motion space we create a new plausible motion, which is similar to the original one. By increasing the noise, the new motion can be moved further away from the original motion and therefore the anonymization can be increased at the cost of motion utility, allowing us to configure the privacy-utility tradeoff of Pantomime.

Further, using foundation motion models has the advantage that they are trained on general motion data and hence generalize well to

diverse motions [33]. Because of this, Pantomime does not require the enrollment of specific users or the tuning of the model to specific datasets, such as prior work [26]. Further, Pantomime is applied to the motion data time-step by time-step and hence is applicable to motion data streaming (for example when animating an avatar in an MR chat application), however our current implementation of Pantomime is not fast enough to achieve this in real-time.

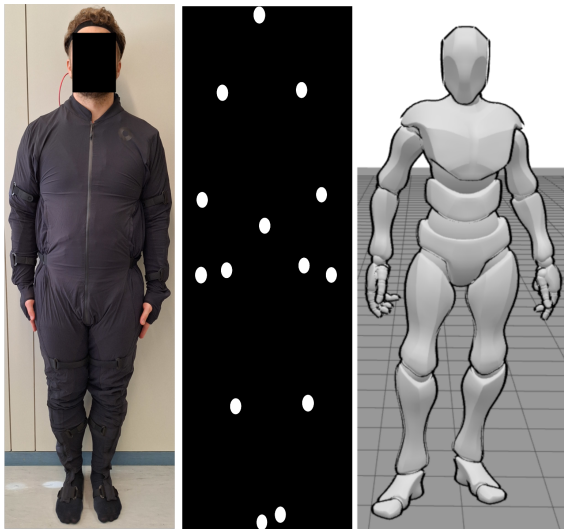
We investigate the privacy-utility tradeoff of Pantomime by measuring the utility via naturalness and by comparing the similarity of the anonymized sequence to the original using a user study. To measure the privacy protection we measure the person identification accuracy by training and testing a state-of-the-art biometric recognition system [12].

Further, we investigate how much of the individual components (e.g. body shape, joint rotations etc.) of motion data contribute to the person identification. The contributions in this work are as follows:

- We propose Pantomime, the first general technique for the anonymization of motion data, which does not require training on the dataset it should anonymize and is applicable to motion data streaming.
- We evaluate Pantomime using two full-body motion capture datasets.
- We perform a user study to investigate the naturalness and action similarity of the anonymized motion sequences.

The paper is structured as follows. First we introduce the background in Section 2. We then investigate the relevant related work in Section 3 before we describe Pantomime in Section 4. We then detail how we evaluated Pantomime in Section 5 and present the results in Section 6. The paper finishes with a discussion in Section 7 and short conclusion in Section 8.

## 2 TERMINOLOGY & BACKGROUND



**Figure 1:** Left a person in an IMU-suit. Middle a point light display representation of motion data. Right a digital avatar.

In the following we introduce the terminology, autoencoder background, the SMPL body model, and foundation models used in this paper.

### 2.1 Terminology

Here we define the terminology for motion data and gait which we use in this work.

A *foundation model* is, as defined by Bomasan et al. [2]: "... any model that is trained on broad data (generally using self-supervision at scale) that can be adapted (e.g., fine-tuned) to a wide range of downstream tasks". In this paper we adapt motion models trained on a broad motion corpus for the encoding and decoding of motion sequences for the task of anonymization.

Throughout this paper we work with *motion sequences*. Motion sequences are time series of body poses. A *body pose* consists of the location and orientation of all body parts of the captured person at a given location in time. In this paper, we will use two representations of body poses. The first is the representation as a set of 3D points which are located at fixed body landmarks (e.g. shoulders) of the person. The second is the representation as body shape plus the joint rotations of the individual body parts (e.g. arms, legs, ...).

Walking is a cyclic motion. For this work we use the definition of a *gait cycle* by Perry et al. [31]. There, a full gait cycle is completed when the feet are in the same relative position to each other as they were at the beginning of the cycle.

For our user study we use *point light displays* [5]. Point light displays (see Figure 1) are an established method from the field of psychology for the representation of motion data. Instead of showing the full body only specific landmarks of the body are shown as white dots in front of a black background. The advantage of point light displays is that they allow viewers to judge the execution of a motion without being influenced by the appearance of the person performing the motion.

### 2.2 Autoencoders

Pantomime uses foundation models that use variants of *Autoencoder* (AE) architectures and relies on some of the features of these architectures. This is because anonymization is performed in latent space. Here we focus on the features of AE and their variants that are important for Pantomime.

An AE [15] is a machine learning architecture that consists of an encoder model and a decoder model. The encoder has the goal to translate the data to a much smaller latent space which the decoder then translates back into the original data space. In other words the encoder is performing a compression of the data and the decoder decompresses it back to its original form. The overall goal of the model is to learn an efficient encoding of the input data. Since the output of the model should be the same as the input, it can be trained unsupervised by using a reconstruction loss (e.g. *Mean Squared Error* (MSE)) between the encoder input and the decoder output. *Variational Autoencoder* (VAE) [14] is a type of AE that instead of learning a discrete latent code for a given input, maps the input to the parameters of a probability distribution. From this probability distribution a discrete latent code is then drawn and decoded to the input space by the decoder. Often when training a VAE the shape of the learned latent distribution is regularized by

using a Kullback-Leibler divergence [16] to be similar to a normal distribution. In this case the learned latent space can be interpreted as a mixture of normal distributions.

There exist different variants of VAEs.  $\beta$ -VAEs [9] use a weighted Kullback-Leibler divergence to increase its influence in the loss and by that force a disentanglement of the dimensions of the latent code [3, 36]. Another type of VAE is a *Conditional Variational Autoencoder* (CVAE) [36], which uses an additional label to constrain the latent code of an input to be deterministic. In this way, only the label can be fed to the decoder to generate a sample that belongs to the class of the input label.

### 2.3 SMPL Body Model

The *Skinned Multi-Person Linear Model* (SMPL) [18] model is a body shape model which uses blend shapes to represent the human body shape for various poses. SMPL decomposes the body shape into a fixed identity-based body shape and a variable shape which is dependent on the body pose represented as joint rotations. Due to this split into a static and dynamic body pose the SMPL model respects the body shape deformation that happen in different poses, i.e. soft-tissue deformations when a person is moving, compared to when the person stands still. The SMPL model was trained to minimize the reconstruction error of high-resolution 3D body scans. For the remainder of the paper the SMPL model will be defined as the differentiable function  $M(r, \Phi, \Theta, \beta)$  which maps the root translation  $r \in \mathbb{R}^3$ , root rotation  $\Phi \in \mathbb{R}^3$ , body pose as joint angles  $\Theta \in \mathbb{R}^{3 \times 21}$  and identity-based body shape parameters  $\beta \in \mathbb{R}^{16}$  to the vertices  $V \in \mathbb{R}^{3 \times 6890}$ . The joint positions  $J \in \mathbb{R}^{3 \times 22}$  can be calculated from the vertices by using a regressor matrix.

In order to find the SMPL model representation of a given body pose we perform *3D body fitting*. The goal of the fitting is to find the best parameters for the SMPL model to match the given data of the body pose (e.g. all limb positions of a person).

### 2.4 Foundation Models

In the following, we will introduce the two basic motion models VPoser and HuMoR that we use for Pantomime.

**2.4.1 VPoser.** VPoser [29] is a VAE which learned the probability distribution of plausible human body poses. It takes a single body pose as input and tries to output the same body pose. As it models plausible poses it can be used to judge if a given pose is plausible or not. This is used for the fitting of the SMPL body model to given motion data by using the model as a loss.

VPoser uses for its latent space the normal distribution  $\mathcal{N}(\mu, \sigma)$ . The VPoser encoder takes as input body poses as joint angles  $\Theta$  as defined by the SMPL body model and outputs a latent code  $z$  given the learned parameters  $\phi$  and  $\theta$ . The encoder can be formulated as  $q_\phi(z_t|\Theta_t) = \mathcal{N}(z_t; \mu_\phi(\Theta_t), \sigma_\phi(\Theta_t))$ . The latent code is then mapped back into the original pose space via the decoder  $p_\theta(\Theta_t|z_t)$  to get the reconstructed pose  $\hat{\Theta}_t$ .

**2.4.2 HuMoR.** HuMoR [33] is a CVAE that has learned the transition from one pose to the next. Different to VPoser it uses two subsequent poses as input for its encoder and then tries to output the transition from the first to the second pose with its decoder. With its focus on pose transitions HuMoR effectively models the

distribution of human motions. Like VPoser, HuMoR can be used to fit body models to motion sequences.

HuMoR represents the state of a moving person as a matrix  $x \in \mathbb{R}^{69}$  consisting of the root translation, root orientation, body joint angles, body joint positions, and the velocities of root translation, root orientation, and joint positions. The encoder of HuMoR takes two sequential states  $x_t$  and  $x_{t-1}$  as input and produces a latent code  $z_t$  via the parametrization of a normal distribution  $q_\phi(z_t|x_t, x_{t-1}) = \mathcal{N}(z_t; \mu_\phi(x_t, x_{t-1}), \sigma_\phi(x_t, x_{t-1}))$  with the learned parameters  $\phi$ . The latent code  $z_t$  is then decoded by the decoder  $p_\theta(x_t|z_t, x_{t-1})$  into the change in state  $\Delta_\theta$  and the contacts with the ground  $c_t$  with the learned parameters  $\theta$ . The reconstructed motion state  $\hat{x}_t$  is then  $\hat{x}_t = x_{t-1} + \Delta_\theta(z_t, x_{t-1})$ .

## 3 RELATED WORK

The following is an overview of research in the emerging field of motion anonymization, which attempts to prevent identification. We categorize the works by the type of motion data they are anonymizing.

### 3.1 Body Shape anonymization

Sattar et al. [35] investigated the privacy of body shapes which are extracted from single images. They show that the body shape of a person is considered private information by performing a small user study and propose an adversarial perturbation to prevent the automatic extraction of shape information from images. While not a motion anonymization this work highlights that the body shape information which is implicitly also contained in motion data must be anonymized.

### 3.2 Video Anonymizations

After motion data was identified as private information, some initial anonymization approaches were proposed to protect it from inference. An early approach to anonymize human gait in videos was proposed by Tieu et al. [39], where the silhouette and a noise silhouette of a walking person are mixed using a *Convolutional Neural Network* (CNN) trained similarly to an AE with the weighted MSE of the original and noise silhouettes as the reconstruction loss. Hirose et al. [10, 11] investigated how gait videos can be anonymized by deforming the silhouette of the person walking and then computing a new texture for it to preserve utility. The approach uses an AE that learns an encoding for the silhouette of the person walking. It also estimates the phase of the gait. Both the phase and the shape encoding are then anonymized before being fed to the decoder to generate a new gait silhouette. The anonymization of the shape code is performed using a  $k$ -anonymity approach, where the  $k$ -nearest shape codes are mixed and averaged with the encoded one. The last step is to compute a new texture for the silhouette. Romero et al. propose GaitGuard [34] a real-time anonymization for gait in the camera view of MR devices in which the anonymization is offloaded to a local server. For the anonymization itself different approaches, such as applying Gaussian blur are tested. The goal of GaitGuard is to prevent the extraction of the pose.

The afore described anonymizations only work for 2D gait videos and are therefore limited as they cannot be applied to 3D motion captures and do not work for motion data in general. However,

using an AE for silhouette anonymization can also be adapted for 3D motion data.

### 3.3 Egocentric Video Anonymization

Thapar and Arora [38] propose an anonymization technique for egocentric gait videos. In egocentric videos the person using the camera is never directly seen as the camera captures the field of view of the person. However, from these videos it is still possible to infer the identity of the person recording the video. The anonymization technique uses machine learning to estimate the rotation of the camera and then adds the rotations of a different video to anonymize it. The anonymization of egocentric videos can be considered a special case of 3D motion anonymization as only the 3D rotation of the camera is anonymized. Full-body motion data consists of a set of 3D positions and rotations, so this approach is not applicable.

### 3.4 Motion Capture Anonymization

Malek-Pdjaski and Deligianni [21] developed an anonymization technique for 3D motion capture which extracts features that do not allow identification but can still be used for affect recognition. They attempt to separate the information needed to perform affect recognition from the information used for identification by using two AE. One AE is trained to be subject-specific and one AE is trained to be affect-specific. The drawback of this approach is that the AEs must be trained on the dataset which should be anonymized. Moon et al. [24] proposed an adversarial anonymization scheme for 3D motion capture data in which a machine learning model is trained to minimize the identity recognition and maximize the action recognition. Both approaches are not suitable if the naturalness of the motion data (as determined by a user study) is to be preserved, since the benefit must be quantifiable so that it can be used as a loss in the training of these approaches.

*Simple Anonymizations.* Moore et al. [25] suggest using only the velocities of the movement sequences and Miller et al. [23] suggest using only joint rotations to reduce identifiability. Meng et al. [22] additionally propose adding noise to the joint rotations. Hanisch et al. [7] investigated the effect of various simple anonymization techniques such as noise injection or removal of specific body parts from 3D motion capture data. All of these simple anonymization fail to achieve a good privacy-utility tradeoff and show that identity recognition is possible even on heavily corrupted data.

*Mixed Reality Anonymizations.* Nair et al. investigate how the (motion) data collected by *Virtual Reality* (VR) headsets can be anonymized. They first propose a framework called MetaGuard [27] which claims to protect various attributes collected by VR headsets. Their second proposal *Deep Motion Masking* (DMM) [26] is a machine learning approach which reduces identity similarity while maintaining action similarity. The evaluation of the approaches performed in [26] shows that DMM is effective and can anonymize motion sequences of different datasets against various attackers, however MetaGuard is not effective and does not offer sufficient protection. The drawback of DMM is that it requires a large training dataset and is application specific for the data it was trained on.

### 3.5 Summary

To summarize, the prior work is limited in multiple ways. They either require large amounts of training data, are action specific (only gait), cannot be used on full body motion data, do not work for the streaming of motion data, or are simply not effective.

## 4 METHODOLOGY

As previous work [7, 26] has shown, anonymizing motion data is a challenging task. The main problem is that motion data contains a large number of dependencies between the individual tracked points, and constraints such as the maximum degree to which certain joints can be flexed. In addition, the physiology of the person performing the motion is important, as it strongly influences how motions are executed to perform the same action. For example, a tall person will bend their shoulder joint differently to grab an object from a table than a shorter person in the same situation. Because of all these dependencies, modifying the data directly is either not effective, because the dependencies can be used to reconstruct the original data, or the modification has to be very strong, which greatly reduces the utility of the motion data. Another interpretation of the dependencies is that they represent redundancy in the data, since the true dimension of the motion data, which can be changed independently, is much smaller than the recorded positions.

The main idea of Pantomime is to remove as many of the above described dependencies as possible before performing anonymization, and then reintroduce the dependencies after anonymization to generate a new sequence of motion data. We perform the removal of the dependencies by mapping a motion sequence into the motion space of a foundation motion model. We then anonymize the motion sequence in the motion space by adding noise to it. As the last step, we map the anonymized motion sequence back to its original position space.

### 4.1 Requirements

The two main goals of motion anonymization are to prevent the identification of an individual from their respective motion sequences, and to preserve the utility of the motion sequences for the application for which they are intended. For Pantomime we aim to achieve naturalness and action similarity as the utility goals. Naturalness refers to the motion sequence appearing as a genuine motion sequence to a human observer. And action similarity means that the action in the anonymized sequence should be as similar as possible to the original one. In addition, it would be beneficial to meet the following requirements derived from common applications of motion data. The first application requirement is the applicability of anonymization to full-body tracking, since even from sparse input data, such as tracking from MR devices, the full-body pose can be estimated. The second is that the anonymization should be general in regard to the format in which the motion data is captured as motion capture system vary in the number of points tracked and the specific body landmarks which are captured. The third application requirement is that the anonymization should be applicable to real-time streaming, since many motion applications, such as animating an avatar for a MR application, require streaming of the motion data.

## 4.2 Adversary Model

The main goal of the attacker is to identify which person belongs to which motion sequence. We assume a strong adversary as described by Hanisch et al. [7] in that the adversary is aware of the anonymization in place and can adapt their attack to it. To achieve their goal the adversary uses a biometric recognition system to perform identification. For the training of the recognition system and to learn templates for every person under attack the adversary has access to clear data of these persons. As the attacker is aware of the anonymization used and its parameters they can anonymize the clear data. By training the recognition system on anonymized data the attacker can adapt the recognition system to the modifications the anonymization performs on the original data, and hence adapt their identification attack to the anonymization, and therefore poses a bigger challenge to the anonymization.

## 4.3 Anonymizing Human Motion

We will now explain how Pantomime works. In a first step, we unify different motion capture formats into the format of the SMPL model by performing a fitting step. This step is necessary because we want Pantomime to be general in that it works for different formats of motion data. After transforming the original data into SMPL data, we map the data into the motion space of a foundation motion model and then perform anonymization by adding noise to the data. The intuition here is that since the motion space encodes plausible motions, by modifying the input data in this space, we again end up with a plausible motion for the output of the anonymization. In contrast, performing anonymization by adding noise to the original position data quickly leads to implausible motions because the individual points are modified without adhering to the given physiology of the body or physics. The final step is to decode the anonymized motion space data back into the SMPL model format and then back into the original motion data format.

In the following, we describe the different steps of our anonymization pipeline for Pantomime, an overview of the entire process can be seen in Figure 2.

**4.3.1 SMPL Model Fitting.** For the unification of the motion data formats we perform a fitting of our original motion sequence to the SMPL body model using the fitting method by HuMoR [33]. This way all our motion sequences have the same format and can be used with the same foundation motion models. The fitting process is a function optimization which is performed for every pose of a motion sequence to find the best SMPL parameters to represent this pose.

Given an observed motion sequence we try to find the parameters of the SMPL body model  $M(r, \Phi, \Theta, \beta)$  which describe the sequence most accurately. To perform this function optimization three loss terms are to be minimized. The first is the plausibility of the motion. Here we use either VPoser or HuMoR as a prior to measure the plausibility of a given pose (VPoser) or the plausibility of a given pose transition (HuMoR). The second loss term is a reconstruction loss comparing the original with the found SMPL joint positions using MSE. As the skeletons between motion data representations can have different kinematic structures we define a mapping between the SMPL body model skeleton and the dataset we are trying to fit to compute this reconstruction loss. The third

loss is a regularization term which encourages bone length, ground contact, ground position, and body shape consistency across the entire motion sequence (i.e. bone length and body shape should not change much during a single motion sequence). The weighting of the three loss parts is dataset specific and found by performing a hyperparameter optimization to find the optimal values. A more detailed description of the loss terms can be found in [33].

This initial step can also already be viewed as decoupling of the dependencies, as the original position data is split up into the body shape  $\beta$  and the joint angles  $\Theta$ , effectively decoupling these two aspects of the data.

**4.3.2 Encoding the Motion Sequences:** Next we encode the motion sequences into the latent space of a foundation motion model. The foundation model used for this step is exchangeable as Pantomime only requires it to be a VAE which encodes from the SMPL parameters to a latent space of plausible poses or pose transitions and back to SMPL parameters. The rationale behind this requirement is that VAEs compress the original data by removing dependencies [3, 36] (i.e. correlation) between data points and hence our anonymization no longer has to adhere to these dependencies for effective anonymization. In other words by performing the anonymization in the space of plausible motions the resulting anonymized motion is plausible itself and thus retains the utility of the data. In this paper we use VPoser and HuMoR as two possible foundation motion models which fulfill this requirement. However, it is important to note that VPoser only uses the body pose (joint angles  $\Theta$ ) as input, while HuMoR also requires the root orientation, root translation, and body shape.

**4.3.3 Anonymizing the Latent Code:** We now anonymize the latent code. For this we draw a noise vector  $p$  from a normal distribution  $\mathcal{N}(\mu, \sigma)$  with  $\mu = 0$  and  $\sigma = 1$  and add it to the latent code  $z_t$  at time step  $t$ . We chose normal distributed noise as VAEs regularize their latent space to be normal distributed and adding two normal distributed random variables results in a normal distributed sum [17]. As the decoder expects a normal distributed random variable as input this should result in the least utility loss. We chose the mean  $\mu$  as 0 and the  $\sigma$  as 1 as we do not wish to introduce a bias in the anonymized motion sequences. With a mean of 0 the resulting distribution of anonymized motion sequences will cluster around the original motion sequence. The noise vector  $p$  is scaled using the scalar  $\gamma$  to make the anonymization configurable by increasing the distance in the motion space to the original sequence. For adding the noise we distinguish two different modes. In *variable* we draw a new noise vector  $p_t$  for every  $z_t$  giving us  $a_t = \gamma p_t + z_t$  for the anonymized latent code  $a_t$  while in *static* we add the same noise vector  $p$  to every  $z_t$  resulting in  $a_t = \gamma p + z_t$ .

**4.3.4 Decoding the Motion Sequence:** The last step is to first decode the anonymized latent code  $a_t$  to the SMPL body model parameters using the motion model, and then from there back to the original position format. Note that for Pantomime we only focus on the anonymization of the body pose, the  $\Theta$  parameter of the SMPL body model. We do not consider the anonymization of the body shape, the root translation, and root orientation. As we do not want to introduce identifiable information after the anonymization we set the remaining parameters to zero. This choice will keep the relative

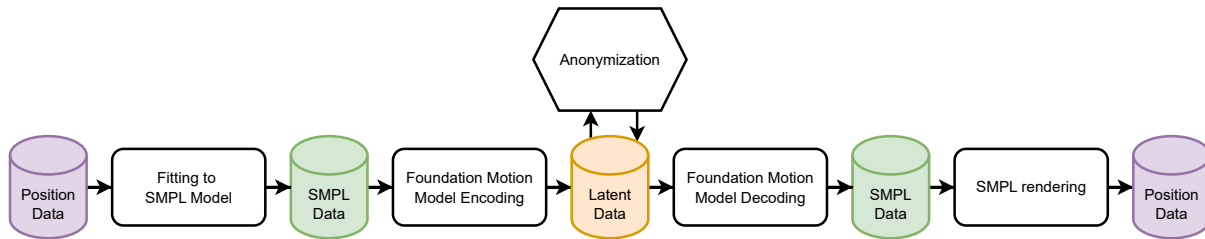


Figure 2: The Pantomime anonymization pipeline.

motions of the individual body parts to each other but will remove the body shape and the global motion trajectory. The result of this choice is that the resulting anonymized motion sequences have the same body shape and appear to be moving on a treadmill, as only the body parts move relative to each other, but the whole body does not move. A new global trajectory can be estimated from the anonymized motion sequence.

## 5 EVALUATION

We now evaluate the privacy-utility tradeoff of Pantomime to understand how much noise must be added for an effective anonymization and how much of the utility is retained. We further test the assumptions we made during the design of Pantomime.

### 5.1 Datasets

We select our datasets to contain a large number of full-body motion capture sequences with a preference for the gait task, as this has been shown to be highly identifiable. We specifically did not select the AMASS [20] dataset or any dataset that is included in it because AMASS was used for the training of VPoser and HuMoR.

For our evaluation we use the *CeTI-Locomotion* [8] and Horst-DB [12] dataset. *CeTI-Locomotion* contains different walking modalities, as well as sit-to-stand exercises in which participants first stand up and then sit down right away as fast as they can. The dataset captured 50 healthy participants using an IMU-suit which captures the relative motion of the individual body parts. In combination with the anthropocentric measurements of the participants, the 17 body segment positions are calculated. Horst-DB only contains one walking modality and was recorded using optical motion tracking using 54 reflective markers which were attached to body landmarks like the joints or the iliac crest. The resulting data are scalar values for the  $x,y,z$ -positions of each of the markers. The biggest difference of the two datasets is that *CeTI-Locomotion* contains multiple different modalities of walking (normal, fast, wearing a backpack, and holding a bottle crate) plus an extra sit-to-stand exercise. Further, IMU-tracking is less accurate than optical marker tracking, which is considered the gold-standard of motion tracking. See Table 1 for a comparison of the two datasets.

Table 1: Overview numbers of the used evaluation dataset

Name	Points	Participants	Tasks	Samples
CeTI-Locomotion	17	50	5	4672
Horst-DB	54	57	1	1140

### 5.2 Implementation

Here we describe the implementation details for both Pantomime and the biometric recognition systems we then use for our experiments.

**5.2.1 Data preparation.** We preprocess both our evaluation datasets to have a frame rate of 30 Hz, same as prior work [33]. For the Horst-DB dataset we also additionally cut the samples to exactly one gait cycle (see Section 2.1) using the additional force plate data and a threshold to identify the first and the last pose of the cycle, as described by Horst et al. [12].

**5.2.2 SMPL parameter fitting.** Overall the objective of the fitting is to find the parameters of the SMPL model ( $M(r, \Phi, \Theta, \beta)$ ) which closely match the positions of the input data, as well as score a high plausibility with the used foundation motion model (here HuMoR or VPoser). The foundation motion model is here used to enforce the generation of only plausible motions for the SMPL poses. For fitting our two evaluation dataset we use the code of HuMoR [33] which implements the entire process as three stages. In the first stage the root translation and rotation are optimized using VPoser as prior, in the second stage the entire SMPL parameters are optimized using VPoser as prior and in the third HuMoR is used as prior for the optimization. As the code first performs the optimization using VPoser and then HuMoR we use it to generate both fittings.

To perform the fitting we require a mapping from our motion data joint positions to the SMPL joint positions (i.e. which positions in our data equals which position in the SMPL joints). We manually created the mapping as follows. For *CeTI-Locomotion* this mapping is undercomplete as *CeTI-Locomotion* only has 17 joints while the SMPL model has 21. For the Horst-DB it is the over way round as the datasets tracked 54 points, some of which are ignored while other are combined to better match the joint positions of the SMPL body model. Joint positions for which no matching position in the original data exists are set to infinity. In order to have good fitting results we perform a hyperparameter optimization for both datasets to find the weights for the fitting losses described in Section 4.3.1. Due to the length of the fitting process we perform the hyperparameter optimization on 10 random motion sequences of each dataset and then use the found parameters for all of them. For both datasets we had some motion sequences for which the SMPL fitting process failed (producing NaN values at some stage of the fitting process) and we were not able to obtain a SMPL body model representation, these sequences have been excluded from the datasets. In both datasets this was less than 1% of the overall motion sequences.



As Pantomime removes the root translation from the sequences we estimate a new root translation for the anonymized sequences by using the absolute trajectory of the right foot as the root translation.

**5.2.3 Biometric recognition system.** For the biometric recognition system we adapt a state-of-the-art method used by prior work [7, 12] in which the motion sequence is resampled to a fix 100 frames and then flattened into a single vector. The samples are then split into 80% training data and 20% testing data in a stratified fashion keeping the same percentages of samples per identity class. We use the same system for the action recognition, however for the action recognition we split the data such that the samples of a single participant are either only in the testing or the training data. This should prevent the system learning actions execution for specific persons and help with generalization. The two datasets are then processed independently from each other. Each dimension of the feature vector is min-max normalized before its dimensionality is reduced using a *principal component analysis* (PCA). As classifier we use a *Support Vector Machine* (SVM) with a *radial basis function* (RBF) kernel which is trained a 5-fold stratified cross-validation procedure using the balanced accuracy as metric. The final result is produced by running the SVM on the testing data. The recognition system is always trained on the anonymized data of the anonymization we test.

**5.2.4 Code Availability.** We implemented the biometric recognition system using python, scikit-learn [30], and PyTorch [28]. Pantomime itself is implemented in python on top of the existing HuMoR code [33]. The code to perform Pantomime’s anonymization and evaluation will be published alongside this paper.

## 5.3 Experiments

Here we detail the experiments we performed to investigate our underlying assumptions we made during the design of Pantomime and then to evaluate Pantomime’s privacy-utility tradeoff.

### 5.3.1 Assumptions & Baseline.

**Baseline Identification & Action Recognition.** We start by establishing an identification and action recognition baseline on the original position data against which we later compare the anonymization results of Pantomime. This will let us judge how good the privacy protection of Pantomime is and how much utility we lose as a result. In our identification baseline experiment **E1**, we train and test the biometric recognition system on the dataset to perform person identification. To do this, we split the dataset into a test and a training part of the dataset, with each person having distinct samples in both partitions. We then train the biometric recognition system on the training dataset in a supervised manner. We then determine the identification performance on the test set. In the action recognition baseline experiment **E2**, we determine the baseline action recognition performance. We now train and test an action recognition system. Unlike for person identification, we split the dataset so that a person is either in the test or the training dataset to avoid the system learning the unique action performance of a person and to better generalize. We then measure how good the system can identify the action performed in the sample.

**Identification Potential SMPL Parameters.** The unification of the motion data in the SMPL body format splits the data into motion data (poses as joint angles  $\Theta$ ), body shape  $\beta$ , root translation  $r$ , and root orientation  $\Phi$ . Pantomime only focuses on the anonymization of the motion data of the poses. For the remaining SMPL parameters we test how much identification potential they carry alone.

For **E3** we use the SMPL body model fits from both VPoser and HuMoR for our motion data to generate position data where specific components are removed by setting them to zero. We expect that the body shape and the poses alone carry a high identification potential, as this already has been shown by prior studies [7, 35]. For the root translation and especially for the root rotation we expect to see a lower identification potential as these are single vectors which should carry less information than the body poses.

**Dependency Reduction.** It is our assumption that by encoding our motion sequences using the SMPL body model and then foundation motion models the dependencies between the individual data dimensions of a poses or pose transition is reduced because of the used VAE architecture in the foundation models. For **E4** we measure the linear dependency of the pose dimensions to each other. We do this by measuring the average absolute covariance between all the dimensions of a pose and then averaging them over the number of poses per motion sequence. This way we get a single comparable linear dependency measure per motion sequence. We then compare the dependency for the different encoding of the motion sequence (original and latent code) to see if the dependency is decreased by the encoding of the the foundation motion models.

**Noise Mode Comparison.** We assume that adding the same noise vector to all poses of a motion sequence (static noise mode) will perform better than adding a new noise vector to each pose (variable noise mode). In our noise mode comparison experiment **E5**, we run both modes with different values for the noise scaling  $\gamma$  on the original motion data to test this assumption. We then measure privacy by performing identification with our biometric recognition system. We expect that the static noise mode will always outperform the variable noise mode. Since a motion sequence is a time series of poses, two consecutive poses will be very similar to each other because a person cannot move much in a single time step. Adding different noise vectors to two similar poses makes it easier to separate the noise from the underlying data, since much of the difference between the two poses after the noise is added is the noise. If we add the same noise vector to both poses, then the difference between the two poses is still the same as it was before anonymization, and we cannot distinguish noise from data.

**5.3.2 Privacy-Utility Evaluation.** In our privacy-utility experiment **E6** we evaluate the privacy and utility of Pantomime. For a better comparison we not just study how the noise injection in the latent space affects the privacy-utility tradeoff but also test applying noise directly to the original data and the fitted SMPL representation. Due to the different representation of the motion sequence (original, SMPL fit, latent code) the noise parameters of our different anonymization techniques are not directly comparable. For example adding the same amount of noise to the position of a joint will have a different effect then adding noise to the joint rotations of a SMPL fit. In order to achieve comparability between where we apply noise

**Table 2: The combinations of motion representations, anonymizations, and protection targets which we use in our privacy-utility tradeoff.**

motion rep.	anonymization	protection targets
original	direct	10%, 20%
SMPL (VPoser)	direct, VPoser, HuMoR	10%, 20%
SMPL (HuMoR)	direct, VPoser, HuMoR	10%, 20%

we define protection targets. A protection target is a given value of recognition accuracy, for example 20%. We then tune the noise parameters of our anonymization to achieve the given target ( $\pm 2\%$ ). This way the anonymization performance of our techniques are the same, and we can directly compare the utility of our approaches to judge which anonymization has the better tradeoff. An overview of all the combinations of motion representation, anonymization, and protection target are listed in Table 2.


We investigate the utility by performing action recognition on the CeTI-Locomotion dataset and by performing a user study on both datasets. We investigate two utility goals in our user study, the first is the naturalness of an anonymized motion sequences and the second is the motion similarity between an original and corresponding anonymized motion sequence. We chose the first goal as for many applications of full-body motion data, such as social interactions in MR, it is important that the motions appear believable and realistic. The second goal should prevent our anonymized motion sequences from deviating too far from the original ones as otherwise we could also just generate random motion sequences to fulfill the first utility goal.

VPoser only works on a single pose at a time, while HuMoR works on the pose transition and hence works on pose pairs. Due to this and the better overall performance for pose fitting reported by HuMoR [33] we expect HuMoR to work better at removing the dependencies and therefore Pantomime to achieve better utility. Further, we expect Pantomime to achieve better utility than adding noise to the original position data, regardless of the selected foundation model.

## 5.4 Utility / User Study

For the utility we investigate how natural the anonymized motion sequences appear and how similar the actions are compared to the original motion sequence. We do so by performing a user study similar to prior work [40] on the evaluation of biometric anonymizations. We use two tasks to evaluate our goals. For the first task we show the participants a single motion sequence. The participants then rate how natural the sequences appear by answering the question "Is this a natural human motion?". The rating is done on a 5-point Likert scale from "very unnatural" (1) to "very natural" (5). For the second task we show the participants the original sequence next to an anonymized version of the sequence. The participants then answer the question "How similar are the motions performed in the two videos?" by rating on a 5-point Likert scale from "very unsimilar" (1) to "very similar" (5).

We conducted an online survey in which the participants were shown different motion sequences from the CeTI-Locomotion and Horst-DB datasets as short video sequences (see Figure 3 for an



**Figure 3: Example rendering of a motion sequence used during the user study. Link to all animated videos during the user study: <http://49.13.59.7/>**

example) rendered at 20 frames per second. We reduced the rendering from 30 to 20 frames per seconds to allow the users to better judge the motion execution. The motion is represented as point light displays to reduce the influence of the appearance and to focus on the motion. From the Horst-DB we randomly select 4 motion sequences, of which two are from male participants and two from female. From CeTI-Locomotion we select for the modalities *gait-normal*, *gait-fast*, *gait-bottle-crate*, and *sit-to-stand* two male and two female motion sequence randomly. These 20 motion sequences have been anonymized with a subset (original+direct, HuMoR+direct, HuMoR+HuMoR, VPoser+direct, and VPoser+VPoser) of the combinations described before (see Table 2) for the protection targets of 10% and 20%. We publish an overview <sup>1</sup> of the used motion sequences and their anonymized variants alongside this paper. Given that we perform two tasks (naturalness, and similarity see above) and adding the original sequences this results in 440 unique questions. From this questions pool, each participant answers 40 random questions.

## 5.5 Ethical Considerations

The user study data collection was approved by the ethics commission of the Karlsruhe Institute of Technology (research project "Utility of Anonymized Motion Sequences") and was conducted in accordance with the Declaration of Helsinki. All data was collected in an anonymous online survey in December 2024 using an online recruitment platform <sup>2</sup> to recruit 224 participants (112 male, 112 female; mean age 30.8, std 9.57). Participation took a median of 7:47 minutes and participants were paid an average of 10.71£ per hour.

The CeTI-Locomotion and Horst-DB dataset used in this study both had approval by their respective ethics commissions and their participants gave informed written consent to participate in the data collection.

## 6 RESULTS

We start with the baseline identification accuracy experiment **E1** and the action recognition experiment **E2**. For both CeTI-Locomotion and Horst-DB we observe that the recognition accuracy for the

<sup>1</sup><http://49.13.59.7/>

<sup>2</sup><https://prolific.com>



**Table 3: The influence of the individual parameters of the VPoser and Humor SMPL fits on the identification given as accuracy**

SMPL para.		datasets	CeTI-Loocomotion	Horst-DB
VPoser	shape ( $\beta$ )		0.52	0.75
	joint poses ( $\Theta$ )		0.63	0.69
	root trans. ( $r$ )		0.65	1.0
	root orient. ( $\Phi$ )		0.61	0.75
HuMoR	shape ( $\beta$ )		0.38	0.6
	joint poses ( $\Theta$ )		0.2	0.41
	root trans. ( $r$ )		0.21	0.64
	root orient. ( $\Phi$ )		0.31	0.55

**Table 4: Average absolute linear correlation between all of the dimensions of the respective encoding of a motion sequence.**

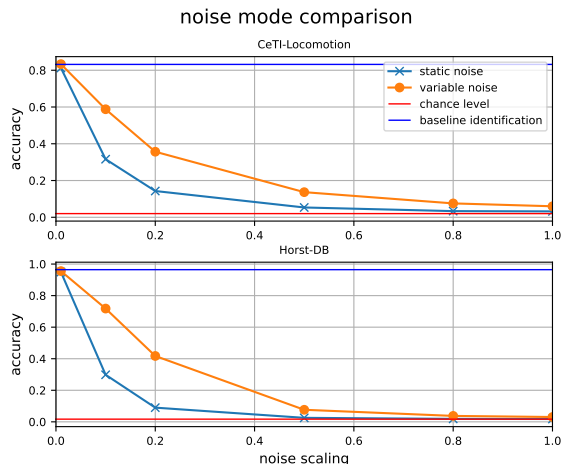
SMPL Fit	CeTI-Loocomotion		Horst-DB	
	VPoser	HuMoR	VPoser	HuMoR
positions	0.55	0.62	0.46	0.64
joint poses	0.55	0.55	0.55	0.5
VPoser lat. enc.	0.5	0.52	0.41	0.46
HuMoR lat enc.	0.52	0.37	0.34	0.39

original position data is high with 83% and 96% respectively. For the CeTI-Loocomotion dataset we also performed an action recognition to classify which of the 5 actions was performed in a motion sequence achieving an accuracy of 80%. Overall these results are inline with prior work and show that the used recognition systems for identification and action recognition work.

For E3 we look at the difference in identification accuracy when we only use specific parts of the data in its SMPL representation. In Table 3 we report the identification accuracy for the data when using positions generated from the SMPL representation with only that specific parameter intact, while the rest of the parameters are set to zero. We find that most parameters carry a high identification potential (greater than 50%) on their own. The lowest identification potential can be observed for the SMPL fit of the CeTI-Loocomotion data using HuMoR. But even here the individual parameters carry significantly more identification potential than the chance level (2%) for CeTI-Loocomotion. This lets us conclude that only anonymizing the SMPL joint poses in the latent space will not suffice as the remaining components of the SMPL body model can be used for the identification. Hence, our decision to set the remaining parameters to zero is justified.

We hypothesized for E4 that using the foundation models will reduce the dependency between the individual data dimensions. In Table 4 we report the average absolute correlation between the different data dimensions for different representation of the motion sequences. We find that the data represented as positions (generated from the respective SMPL fit), with the exception of

Horst-DB VPoser fit, has the highest average absolute correlation. The data represented as joint poses the second highest, followed by the latent encodings of VPoser and HuMoR. This decrease in correlation is inline with our expectation and especially HuMoR appears to achieve a high decoupling of the latent dimensions. However, the remaining high correlations for the VPoser latent encoding show that the effects of the decoupling can be much smaller than expected.

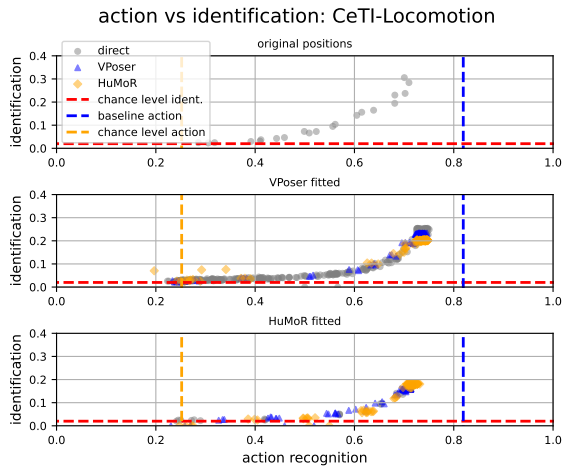


**Figure 4: Comparison of the static noise vs. variable noise mode of directly applying noise to the original data of both CeTI-Loocomotion and Horst-DB over different  $\gamma$  noise scaling choices.**

Next we report the results for our noise mode experiment E5, see Figure 4. For both datasets it can be seen that when using the same noise scaling  $\gamma$  the variable noise mode always is outperformed by the static noise mode. When visually inspecting the resulting motion sequences using a rendering of the sequence it can also be seen that the approach leads to a very visible shaking of the joint points, the injected noise becomes visible in the motion execution.

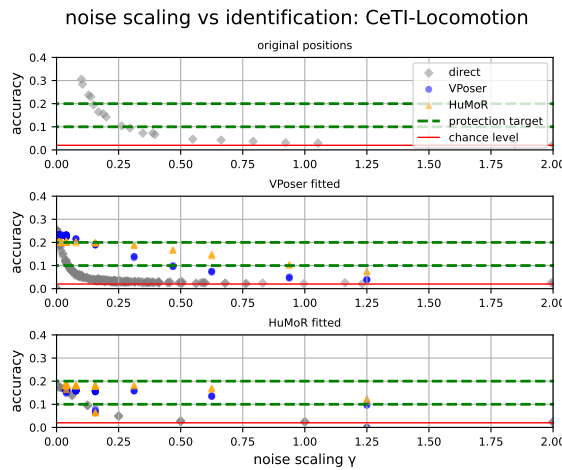
Since two consecutive poses are very similar to each other, changing the noise vector for each pose makes it easier to distinguish what is the real data and what is the noise addition. Our conclusion from this experiment is that the static noise mode is the better mode to add the noise to the data as it always outperforms the variable noise for the identification reduction.

For the investigation of the privacy-utility tradeoff E6, we first report the action recognition results for the CeTI-Loocomotion dataset, see Figure 5, before we do the main comparison using our user-study. Comparing the direct anonymization on the original data to all the anonymizations on the fitted data we find that the fitted data drops faster in person identification than in action recognition. For example at 60% action recognition accuracy the original data is still at about 15% identification accuracy while the fitted data is much lower and close to 5% accuracy. Surprisingly there does not appear to be a difference if the anonymization on the fitted data is performed directly on the positions, the SMPL joints or the latent encoding as all of these anonymizations perform similarly.



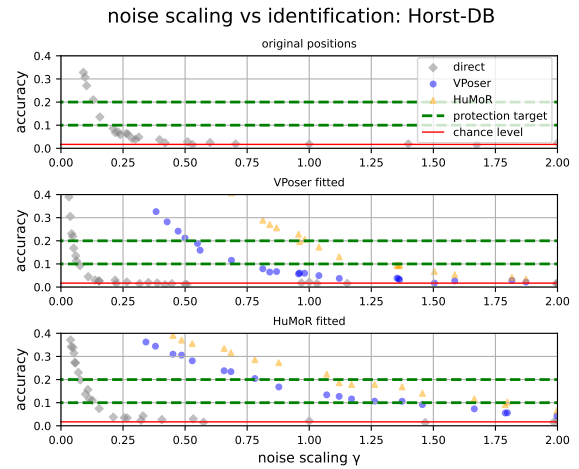
**Figure 5: The action recognition vs identity recognition accuracy for CeTI-LoComotion.**

At least for the action recognition it does not appear to be relevant in which data space the anonymization is performed. We find that performing action recognition is a simple task which is still successful on heavily distorted data, which results in the anonymizations performing similar to each other.

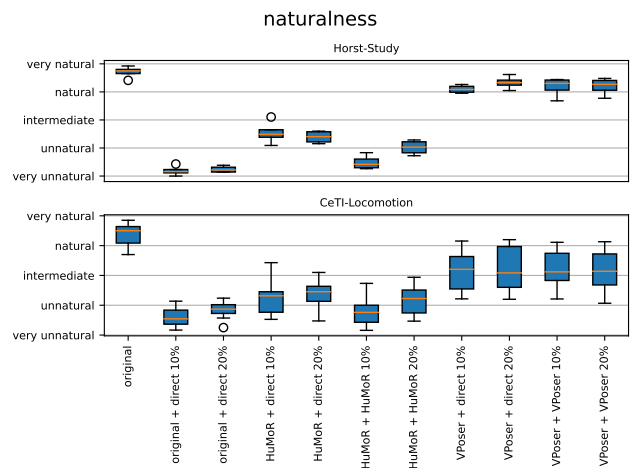


**Figure 6: The scaling of the noise parameter  $\gamma$  in comparison to the achieved recognition accuracy of different anonymization combinations for CeTI-LoComotion.**

For the main privacy-utility tradeoff we first report the scaling of the noise parameter vs the achieved recognition accuracy, see Figure 6 and Figure 7. We find that the direct application of noise to the position data requires less noise scaling than when we apply the noise in the latent space or directly to the joint rotations of the SMPL model. We select for both datasets the anonymizations which achieve 10%, or 20% (+ - 2%) for the direct comparison of the utility in the user study.

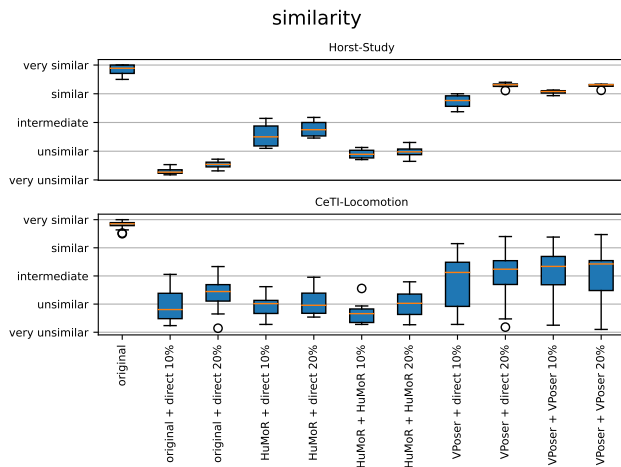


**Figure 7: The scaling of the noise parameter  $\gamma$  in comparison to the achieved recognition accuracy of different anonymization combinations for Horst-DB.**



**Figure 8: Average naturalness rating per question of the user study as a box plot per anonymization.**

For our user study we first calculate the average of the ratings for each question and then use the averages to create a box plot for every anonymization technique. Comparing the naturalness results (see Figure 8) we find that the original motion sequences score the highest for both datasets, indicating that the participants consider the selected datasets as representatives of natural motions. For the direct adding of noise to the original position data we see in both datasets very low naturalness ratings, close to very unnatural are given, showing that the naturalness of the motion data is destroyed. The anonymizations using HuMoR as foundation model achieve more utility as the direct anonymization, but are also all rated close to unnatural. The best natural ratings we see for the anonymization using VPoser, for the CeTI-LoComotion dataset an intermediate rating is achieved while for the Horst-Study the



**Figure 9: Average similarity rating per question of the user study as a box plot per anonymization.**

rating is even above natural. Hence, we conclude that using VPoser as a foundation model during the anonymization helps to achieve natural motion sequences which come close to the naturalness of the original.

For the similarity results (see Figure 9), we generally see a similar pattern as for naturalness, with the original data rated as very similar to itself. Direct anonymization on the original data achieves almost no similarity, HuMoR achieves intermediate to unsimilar results, and VPoser again delivers the best similarity on the Horst-DB datasets. This again shows that using VPoser, Pantomime can successfully anonymize while keeping the motion sequence similar to the original, thus preserving utility.

## 6.1 Summary of Results

- Pantomime is able to successfully anonymize motion data by anonymizing it in the latent space of a foundation motion model.
- All components of the SMPL representation of the motion sequences contain identifiable information.
- The latent encodings of motion sequences using foundation motion models only slightly reduce the correlations between the data dimensions.
- Applying a fix random vector to the entire motion sequence, instead of varying it for every pose, is the better mode for the anonymization of motion sequences.
- For the action recognition we do not see a significant difference between the anonymization techniques.
- Using a VPoser fitting with a VPoser latent encoding achieves the best privacy-utility tradeoff.

## 7 DISCUSSION, LIMITATIONS & FUTURE WORK

In general we find that Pantomime’s approach of using foundation motion models to first fit the position data to the SMPL body model and then to anonymize the data in the latent space of the model is a

viable approach to anonymize full-body motion data in a plausible way. Due to the plausibility constraints added by the foundation models the data can retain the utility of the motion data while performing an effective anonymization.

In comparison with prior work Pantomime has some key benefits. It anonymizes full-body motion capture data, it is not designed to only work with specific motions (such as gait), it does not require a large corpus of specific application data to be trained, and it is configurable via its noise scaling allowing its privacy-utility tradeoff to be adjusted for specific applications. Further, it is general as it performs a unification of the motion data formats by fitting to the SMPL body model.

Pantomime also has some limitations which need to be addressed. Its main drawback is the poor fitting quality for some of the motion sequences, especially when HuMoR is used for the fitting. Further, the fitting process in its current implementation is very slow (requires about 1.5 weeks for CeTI-LoComotion on a single GeForce RTX 3090). Due to the slow fitting Pantomime cannot be used for real-time motion streaming applications, although it is conceptually possible. Another problem of the fitting is that it does not work well for specific actions, such as the stand-to-sit tasks in CeTI-LoComotion. Further, the anonymization of the other SMPL parameters which are currently set to zero should be investigated to generate motion sequence with intact shape and root trajectory.

The same foundations models which we use to anonymize can also be used to generate synthetic motion data, by using the original data as an anchor in the latent space and then shifting it by adding noise we essentially generate synthetic data which is similar to the original data. Hence, Pantomime can be considered synthetic data generation. Similar to face anonymizations [13] which generate new faces to anonymize facial images which have similar characteristics like ethnicity or age.

The Pantomime’s approach for anonymization is very general and could be promising for other complex data types which are hard to anonymize such as trajectories, or other biometric traits. The only requirement would be to have foundations models which use a VAE structure.

## 8 CONCLUSION

We have presented Pantomime, a full-body motion anonymization which uses foundation motion models to anonymize in a plausible manner. Our results show that using the VPoser model it is possible to achieve identification rates as low as 10% while keeping the anonymized motions natural and similar to the original ones. This is an important step towards a more privacy friendly usage of motion tracking in applications like mixed reality, robotics or medicine.

## REFERENCES

- [1] ABDULHAY, E., ARUNKUMAR, N., NARASIMHAN, K., VELLAIAPPAN, E., AND VENKATRAMAN, V. Gait and tremor investigation using machine learning techniques for the diagnosis of parkinson disease. *Future Generation Computer Systems* 83 (2018), 366–373.
- [2] BOMMASANI, R., HUDSON, D. A., ADELI, E., ALTMAN, R., ARORA, S., VON ARX, S., BERNSTEIN, M. S., BOHG, J., BOSSELUT, A., BRUNSKILL, E., ET AL. On the opportunities and risks of foundation models. *arXiv preprint arXiv:2108.07258* (2021).
- [3] BURGESS, C. P., HIGGINS, I., PAL, A., MATTHEY, L., WATTERS, N., DESJARDINS, G., AND LERCHNER, A. Understanding disentangling in  $\beta$ -vae. *arXiv preprint arXiv:1804.03599* (2018).

- [4] DARVISH, K., PENCO, L., RAMOS, J., CISNEROS, R., PRATT, J., YOSHIDA, E., IVALDI, S., AND PUCCI, D. Teleoperation of humanoid robots: A survey. *IEEE Transactions on Robotics* 39, 3 (2023), 1706–1727.
- [5] DE LUSSANET, M. H. E. *Point Light Displays*. Springer International Publishing, Cham, 2018, pp. 1–4.
- [6] HAN, S., LIU, B., CABEZAS, R., TWIGG, C. D., ZHANG, P., PETKAU, J., YU, T.-H., TAI, C.-J., ARBAY, M., WANG, Z., ET AL. Megatrack: monochrome egocentric articulated hand-tracking for virtual reality. *ACM Transactions on Graphics (ToG)* 39, 4 (2020), 87–1.
- [7] HANISCH, S., MUSCHTER, E., HATZIPANAYIOTI, A., LI, S., AND STRUFE, T. Understanding person identification through gait. *Proc. Priv. Enhancing Technol.* 2023, 1 (2023), 177–189.
- [8] HANISCH, S., POGRZEBA, L., MUSCHTER, E., LI, S.-C., AND STRUFE, T. A kinematic dataset of locomotion with gait and sit-to-stand movements of young adults. *Scientific Data* 11, 1 (2024), 1209.
- [9] HIGGINS, I., MATTHEY, L., PAL, A., BURGESS, C., GLOROT, X., BOTVINICK, M., MOHAMED, S., AND LERCHNER, A. beta-VAE: Learning basic visual concepts with a constrained variational framework. In *International Conference on Learning Representations* (2017).
- [10] HIROSE, Y., NAKAMURA, K., NITTA, N., AND BABAGUCHI, N. Anonymization of gait silhouette video by perturbing its phase and shape components. In *2019 Asia-Pacific Signal and Information Processing Association Annual Summit and Conference (APSIPA ASC)* (2019), pp. 1679–1685.
- [11] HIROSE, Y., NAKAMURA, K., NITTA, N., AND BABAGUCHI, N. Anonymization of human gait in video based on silhouette deformation and texture transfer. *IEEE TRANSACTIONS ON INFORMATION FORENSICS AND SECURITY* 17 (2022).
- [12] HORST, F., LAPUSCHKIN, S., SAMEK, W., MÜLLER, K.-R., AND SCHÖLLHORN, W. I. Explaining the unique nature of individual gait patterns with deep learning. *Scientific reports* 9, 1 (2019), 2391.
- [13] HUKKELAAS, H., MESTER, R., AND LINDSETH, F. Deepprivacy: A generative adversarial network for face anonymization. In *International symposium on visual computing* (2019), Springer, pp. 565–578.
- [14] KINGMA, D. P., AND WELING, M. Auto-encoding variational bayes. 2022.
- [15] KRAMER, M. A. Nonlinear principal component analysis using autoassociative neural networks. *AiChE journal* 37, 2 (1991), 233–243.
- [16] KULLBACK, S., AND LEIBLER, R. A. On Information and Sufficiency. *The Annals of Mathematical Statistics* 22, 1 (1951), 79–86.
- [17] LEMONS, D. S., AND LANGEVIN, P. *An introduction to stochastic processes in physics*. JHU Press, 2002.
- [18] LOPER, M., MAHMOOD, N., ROMERO, J., PONS-MOLL, G., AND BLACK, M. J. SMPL: A skinned multi-person linear model. *ACM Trans. Graphics (Proc. SIGGRAPH Asia)* 34, 6 (10 2015).
- [19] MA, S., SIMON, T., SARAGIH, J., WANG, D., LI, Y., DE LA TORRE, F., AND SHEIKH, Y. Pixel codec avatars. In *Proceedings of the IEEE/CVF Conference on Computer Vision and Pattern Recognition* (2021), pp. 64–73.
- [20] MAHMOOD, N., GHORBANI, N., TROJE, N. F., PONS-MOLL, G., AND BLACK, M. J. AMASS: Archive of motion capture as surface shapes. In *International Conference on Computer Vision* (Oct. 2019), pp. 5442–5451.
- [21] MALEK-PODJASKI, M., AND DELIGIANNI, F. Towards explainable, privacy-preserved human-motion affect recognition. In *2021 IEEE Symposium Series on Computational Intelligence (SSCI)* (2021), pp. 01–09.
- [22] MENG, Y., ZHAN, Y., LI, J., DU, S., ZHU, H., AND SHEN, X. De-anonymizing avatars in virtual reality: Attacks and countermeasures. *IEEE Transactions on Mobile Computing* 23, 12 (2024), 13342–13357.
- [23] MILLER, M. R., HERRERA, F., JUN, H., LANDAY, J. A., AND BAIENSON, J. N. Personal identifiability of user tracking data during observation of 360-degree vr video. *Scientific Reports* 10, 1 (2020), 17404.
- [24] MOON, S., KIM, M., QIN, Z., LIU, Y., AND KIM, D. Anonymization for skeleton action recognition. In *Proceedings of the AAAI Conference on Artificial Intelligence* (2023), vol. 37, pp. 15028–15036.
- [25] MOORE, A. G., MCMAHAN, R. P., DONG, H., AND RUOZZI, N. Personal identifiability and obfuscation of user tracking data from vr training sessions. In *2021 IEEE International Symposium on Mixed and Augmented Reality (ISMAR)* (2021), pp. 221–228.
- [26] NAIR, V., GUO, W., O'BRIEN, J. F., ROSENBERG, L., AND SONG, D. Deep motion masking for secure, usable, and scalable real-time anonymization of ecological virtual reality motion data. In *2024 IEEE Conference on Virtual Reality and 3D User Interfaces Abstracts and Workshops (VRW)* (2024), pp. 493–500.
- [27] NAIR, V. C., MUNILLA-GARRIDO, G., AND SONG, D. Going incognito in the metaverse: Achieving theoretically optimal privacy-usability tradeoffs in vr. In *Proceedings of the 36th Annual ACM Symposium on User Interface Software and Technology* (New York, NY, USA, 2023), UIST '23, Association for Computing Machinery.
- [28] PASZKE, A., GROSS, S., MASSA, F., LERER, A., BRADBURY, J., CHANAN, G., KILLEEN, T., LIN, Z., GIMELSHEIN, N., ANTIGA, L., DESMAISON, A., KOPF, A., YANG, E., DEVITO, Z., RAISON, M., TEJANI, A., CHILAMKURTHY, S., STEINER, B., FANG, L., BAI, J., AND CHINTALA, S. Pytorch: An imperative style, high-performance deep learning library. In *Advances in Neural Information Processing Systems* 32. Curran Associates, Inc., 2019, pp. 8024–8035.
- [29] PAVLAKOS, G., CHOUTAS, V., GHORBANI, N., BOLKART, T., OSMAN, A. A. A., TZIONAS, D., AND BLACK, M. J. Expressive body capture: 3d hands, face, and body from a single image. In *Proceedings IEEE Conf. on Computer Vision and Pattern Recognition (CVPR)* (2019).
- [30] PEDREGOSA, F., VAROQUAUX, G., GRAMFORT, A., MICHEL, V., THIRION, B., GRISEL, O., BLONDEL, M., PRETTENHOFER, P., WEISS, R., DUBOURG, V., VANDERPLAS, J., PASSOS, A., COURNAPEAU, D., BRUCHER, M., PERROT, M., AND DUCHESNAY, E. Scikit-learn: Machine learning in Python. *Journal of Machine Learning Research* 12 (2011), 2825–2830.
- [31] PERRY, J., AND BURNFIELD, J. M. Gait analysis. normal and pathological function 2nd ed. *California: Slack* (2010).
- [32] PRILL, R., WALTER, M., KRÓLIKOWSKA, A., AND BECKER, R. A systematic review of diagnostic accuracy and clinical applications of wearable movement sensors for knee joint rehabilitation. *Sensors* 21, 24 (Dec. 2021), 8221.
- [33] REMPEL, D., BRDAL, T., HERTZMANN, A., YANG, J., SRIDHAR, S., AND GUIBAS, L. J. Humor: 3d human motion model for robust pose estimation. In *International Conference on Computer Vision (ICCV)* (2021).
- [34] ROMERO, D., PATEL, R. J., MARKOPOULOU, A., AND ELMALAKI, S. Gaitguard: Towards private gait in mixed reality, 2024.
- [35] SATTAR, H., KROMBOLZ, K., PONS-MOLL, G., AND FRITZ, M. Body shape privacy in images: understanding privacy and preventing automatic shape extraction. In *Computer Vision—ECCV 2020 Workshops: Glasgow, UK, August 23–28, 2020, Proceedings, Part V 16* (2020), Springer, pp. 411–428.
- [36] SOHN, K., LEE, H., AND YAN, X. Learning structured output representation using deep conditional generative models. *Advances in neural information processing systems* 28 (2015).
- [37] TERLEMEZ, Ö., ULBRICH, S., MANDERY, C., DO, M., VAHRENKAMP, N., AND ASFOUR, T. Master motor map (mmm)—framework and toolkit for capturing, representing, and reproducing human motion on humanoid robots. In *2014 IEEE-RAS International Conference on Humanoid Robots* (2014), IEEE, pp. 894–901.
- [38] THAPAR, D., NIGAM, A., AND ARORA, C. Anonymizing egocentric videos. In *Proceedings of the IEEE/CVF International Conference on Computer Vision (ICCV)* (10 2021), pp. 2320–2329.
- [39] TIEU, N.-D. T., NGUYEN, H. H., NGUYEN-SON, H.-Q., YAMAGISHI, J., AND ECHIZEN, I. An approach for gait anonymization using deep learning. In *2017 IEEE Workshop on Information Forensics and Security (WIFS)* (2017), pp. 1–6.
- [40] TODT, J., HANISCH, S., AND STRUFE, T. Fantômas: Understanding face anonymization reversibility. *Proc. Priv. Enhancing Technol.* 2024, 4 (2024), 24–43.
- [41] WAN, C., WANG, L., AND PHOHA, V. V. A survey on gait recognition. *ACM Comput. Surv.* 51, 5 (2018).

Received 20 February 2007; revised 12 March 2009; accepted 5 June 2009