

# Branching Ratios of Input Trees for Directed Multigraphs

Paolo Boldi  
Computer Science Dept.  
Università degli Studi  
Milano, Italy

Ian Stewart  
Mathematics Institute  
University of Warwick  
Coventry CV4 7AL, UK

January 14, 2025

## Abstract

We define the branching ratio of the input tree of a node in a finite directed multigraph, prove that it exists for every node, and show that it is equal to the largest eigenvalue of the adjacency matrix of the induced subgraph determined by all upstream nodes. This real eigenvalue exists by the Perron–Frobenius Theorem for non-negative matrices. We motivate our analysis with simple examples, obtain information about the asymptotics for the limit growth of the input tree, and establish other basic properties of the branching ratio.

## 1 Introduction

By a ‘network’ we mean a finite directed multigraph (that is, self-loops and multiple edges are permitted). The branching ratio (or fractal dimension) of a node  $i$  in a network quantifies the growth rate of its input tree; equivalently, of the number of walks of given length  $\ell$  that terminate at node  $i$ . In simple examples, this number is asymptotic to  $C\rho^\ell$  for  $C, \rho > 0$ , and the branching ratio is  $\rho$ . Moreover,  $\rho$  is the spectral radius (maximal real eigenvalue, or Perron eigenvalue) of the adjacency matrix of the subnetwork induced by all nodes that lie on directed paths terminating at  $i$ . We show that a similar result holds in general, except that the asymptotic form of the growth rate can be more complicated. The result is not a surprise, but a proof is more complicated than might be expected and we have found neither statements nor proofs for this fact in the literature, despite the extensive attention paid to the spectral theory of graphs and digraphs—for example, in [1, 3, 12, 13, 14, 21, 32].

We encountered this problem in connection with synchrony patterns in biological networks [25]. Because the branching ratio has important biological applications, we provide the required statements and proofs. The obvious approach using the Perron–Frobenius

Theorem runs into technical difficulties since the dominant terms in the asymptotics (see the proof of Lemma 3.7) might, in principle, cancel out. We use an indirect method to show that this does not happen.

## 1.1 Motivation

To motivate the mathematics we consider a small network (‘circuit’) that occurs in several kinds of biological systems, such as gene regulatory networks and connectomes. Throughout the paper we employ the usual notations  $\sim, O(\cdot), o(\cdot)$  for asymptotic behaviour. Any terms not yet defined are defined later.

**Example 1.1.** The *Fibonacci circuit* of [23, 28] is shown in Fig.1. It is strongly connected, and has two nodes 1, 2 and three edges  $e_1, e_2, e_3$ .

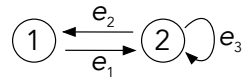


Figure 1: Fibonacci circuit.

Its adjacency matrix is

$$A = \begin{bmatrix} 0 & 1 \\ 1 & 1 \end{bmatrix},$$

and the eigenvalues of  $A$  are  $\frac{1 \pm \sqrt{5}}{2}$ , so the spectral radius (maximal or Perron eigenvalue) is  $\frac{1 + \sqrt{5}}{2} = \phi$ , the golden ratio.

We focus on walks through this network, which are sequences of edges joined head to tail. The length of a walk is the number of edges in the sequence. We ask: How many walks of length  $\ell$  are there that terminate at a given node  $i \in \{1, 2\}$ ? Call this number  $a_i(\ell)$ . From the graph, tracking back one step from each node, we see that

$$a_1(\ell + 1) = a_2(\ell) \quad a_2(\ell + 1) = a_1(\ell) + a_2(\ell)$$

so

$$\begin{aligned} a_1(\ell + 2) &= a_2(\ell + 1) = a_1(\ell) + a_2(\ell) = a_1(\ell) + a_1(\ell + 1) \\ a_2(\ell + 2) &= a_1(\ell + 1) + a_2(\ell + 1) = a_2(\ell) + a_2(\ell + 1) \end{aligned} \quad (1.1)$$

Initial values are  $a_1(0) = 1, a_1(1) = 1, a_2(0) = 1, a_2(1) = 2$ . Let  $F_\ell$  be the  $\ell$ -th Fibonacci number, that is,  $F_0 = F_1 = 1$  and  $F_\ell = F_{\ell-1} + F_{\ell-2}$  for  $\ell \geq 2$ . It is well known that the recurrences (1.1) lead to:

$$a_1(\ell) = F_\ell \quad a_2(\ell) = F_{\ell+1}$$

Therefore

$$\frac{a_1(\ell + 1)}{a_1(\ell)} = \frac{F_{\ell+1}}{F_\ell} \quad \frac{a_2(\ell + 1)}{a_2(\ell)} = \frac{F_{\ell+2}}{F_{\ell+1}}$$

both of which tend to  $\phi$  as  $\ell \rightarrow \infty$ .

Moreover, we have asymptotic expressions

$$a_1(\ell) \sim \frac{1}{\sqrt{5}}\phi^\ell \quad a_2(\ell) \sim \frac{1}{\sqrt{5}}\phi^{\ell+1} = \frac{\phi}{\sqrt{5}}\phi^\ell \quad (1.2)$$

as  $\ell \rightarrow \infty$ .

This example involves three distinct ways to think about the branching ratio: as an eigenvalue, as a topological feature, and as an asymptotic growth rate. The same goes for an arbitrary network. All three interpretations are closely linked, and we repeatedly pass between them in proofs. We do this because some properties are obvious in one representation but not in others.

## 1.2 Biological Background

Makse and coworkers have applied branching ratios to biological networks, in particular to gene regulatory networks [23, 27] and connectomes [28]. The theory and applications of these ideas are treated comprehensively in [25]. The input tree quantifies the passage of information through the network to the given node, and the branching ratio is an important isomorphism invariant of the input tree. The main issue is the existence (or not) of *cluster synchrony* in the network, which occurs when certain sets of nodes have identical dynamics in any system of ordinary differential equations (ODEs) that respects the network topology.

Cluster synchrony is governed by the essentially equivalent notions of a *graph fibration* [7, 8], a *balanced colouring* [18], and an *equitable partition* [7, 30]. Any of these essentially equivalent concepts determines the possible robust synchrony patterns in networks of coupled ODEs. A *colouring* of the nodes assigns to each node  $i$  an element  $\kappa(i)$  of a set of *colours*  $\mathcal{K}$ . The colouring is *balanced* if nodes with the same colour have colour-isomorphic input sets. A graph fibration is a graph homomorphism  $\phi : \mathcal{G} \rightarrow \mathcal{H}$  that preserves input sets, and its fibres (the sets  $\phi^{-1}(i)$  for  $i \in \mathcal{H}$ ) determine a colouring. A *partition* divides the nodes into disjoint subsets according to their colours, and the partition is *equitable* if the corresponding colouring is balanced. The subsets of nodes with a given colour are called *clusters*; a cluster is the same as a fibre of a fibration or a part of an equitable partition.

Among all balanced colourings there is a unique coarsest one [31], also called the *minimal equitable partition*. It can be characterised by the topological type of the infinite input tree: the coarsest balanced colouring is the one for which nodes have the same colour if and only if they have isomorphic input trees [7, 31]. The minimal equitable partition determines the most highly synchronised set of clusters; that is, the one with fewest colours.

## 1.3 Distributed Systems

The role of graph fibrations in the computational power of distributed systems was highlighted in the 90s [5, 6]: the idea is that if all processors in a synchronous distributed

system start from the same state and have the same input tree, they will always be in the same state in the future, whichever protocol they are executing. Hence, the shape of the input tree essentially constrains and determines the behaviour of processors in a computational network. Of course, if we relax some assumption (for instance, if we allow messages to take some unknown time to travel along the edges, or if we assume that the computation happens asynchronously, or if we allow nodes to start from different states) the above condition becomes true only *in the worst case*—we can never assume for certain that nodes with the same input tree will behave in a different way.

Fibrations (the morphism-theoretic view of equitable partitions, essentially equivalent to balanced colourings) become the natural way to describe how the behaviour of a network  $G$  can be simulated on a (typically: smaller) network  $H$ , having a different topology but the same input trees. When this simulation game is brought to its limit, we are considering the coarsest equitable partition, leading to a minimal fibration, and  $H$  in this case is the minimum fibration base of  $G$ . The minimum fibration base is the smallest graph having the same set of input trees as  $G$ . It is equivalent to the ‘quotient network’ of [18].

In a distributed system, the input tree of node  $i$  represent how messages coming from nodes of the network can reach  $i$ ; more precisely, every walk of length  $\ell$  starting at  $j$  and ending at  $i$  can be seen as a message that is sent by  $j$  and is delivered to  $i$  after  $\ell$  passages. In this sense, the number of walks of length  $\ell$  ending at  $i$  is the (maximum) number of messages that  $i$  can receive at the  $\ell$ -th round of a synchronous computation. The growth rate corresponds intuitively to how this quantity grows as  $\ell$  goes to infinity.

It may seem that this asymptotic behaviour is not really relevant: after all, Dana Angluin [2] showed that in a network of  $n$  processors the first  $n - 1$  levels of the input tree determine the rest. But there are situations in which  $n$  is unknown to the processors, or in which the initial state is arbitrarily corrupted: having explicit results on the asymptotic behaviour becomes crucial in such settings.

## 1.4 Summary of Paper and Main Results

Section 2 sets up the main graph-theoretic notions required and the properties that we use: adjacency matrices, walks, input trees, strongly connected components, the upstream subnetwork of a node, a formula for the number  $a_i(\ell)$  of walks of length  $\ell$  terminating at node  $i$ , reducible and irreducible matrices.

The most obvious definition of the branching ratio is the limit of the ratios  $a_i(\ell + 1)/a_i(\ell)$  as  $\ell$  tends to infinity. In Section 3 we observe that this definition fails for some multigraphs. We therefore propose a different definition of the branching ratio  $\delta(i)$ , which exists for all finite multigraphs, and establish some basic properties. For convenience, and to clarify this summary, we also state the definition here:

$$\delta(i) = \lim_{\ell \rightarrow \infty} (a_i(\ell))^{1/\ell} \tag{1.3}$$

At this stage we do not know that this sequence converges, but Lemma 3.5 proves that

the limit exists provided certain upper and lower bounds hold, and expresses that limit in terms of those bounds. Lemma 3.7 gives an upper bound  $a_i(\ell) \leq P(\ell)\rho(i)^\ell$ , where  $P(\ell)$  is an eventually positive polynomial in  $\ell$ . Thus it remains only to prove a suitable lower bound on  $a_i(\ell)$ . Proposition 3.12 proves the ‘upstream principle’, which is used later to obtain the required lower bound on  $a_i(\ell)$ . Section 4 presents a series of motivating examples: small networks for which  $a_i(\ell)$  is computed explicitly. These examples motivate the main theorems and the asymptotic expressions for  $a_i(\ell)$  derived in Section 8.

Section 5 recalls relevant parts of the Perron–Frobenius Theorem, which is the key to all subsequent results. We define  $\rho(i)$  to be the Perron eigenvalue (spectral radius) of the adjacency matrix of the upstream subnetwork  $\mathcal{U}(i)$ .

The main theorems about the branching ratio are now derived in two stages.

In Section 6 we prove that for any strongly connected network, of any period, the limit in (1.3) converges and is equal to the Perron eigenvalue  $\rho(i)$ . See Theorem 6.1. The proof is based on a formula for a Césaro average, which is part of the Perron–Frobenius Theorem.

Section 7 uses Theorem 6.1 and the Upstream Principle to remove the assumption that the network is strongly connected. Specifically, Theorem 7.2 proves that if  $\mathcal{G}$  is any network then the limit in (1.3) converges to  $\rho(i)$ . This completes the analysis of the branching ratio.

Section 8 extends the results in a different direction. We refine the results about the branching ratio to give more precise asymptotics for  $a_i(\ell)$  as  $\ell \rightarrow \infty$ . We develop the results in two steps: first for any strongly connected network, then for any network. These asymptotic expressions respectively involve a single constant, a finite set of constants depending on  $\ell \pmod{h}$ , and a finite set of polynomials depending on  $\ell \pmod{g}$ , where  $g$  is the lcm of the periods of strongly connected components with Perron eigenvalue equal to  $\rho(i)$ .

## 2 Graph-Theoretic Preliminaries

Different areas of application use different terminology and notation for the same graph-theoretic concept. We therefore clarify our usage here.

Let  $\mathcal{G} = (\mathcal{V}, \mathcal{E}, s, t)$  be a finite directed multigraph, that is, a directed graph in which multiple edges and self-loops are permitted. For simplicity we call such a graph a *network*. Here,  $\mathcal{V}$  is the set of *vertices* (nodes) and  $\mathcal{E}$  is the set of (directed) *edges* (arrows, arcs). If  $e \in \mathcal{E}$  the map  $s : \mathcal{E} \rightarrow \mathcal{V}$  determines the source (tail)  $s(e)$  of  $e$ , and the map  $t : \mathcal{E} \rightarrow \mathcal{V}$  specifies the target (head)  $t(e)$  of  $e$ .

Given a set of vertices  $X \subseteq \mathcal{V}$ , we write  $\mathcal{G}[X]$  for the subgraph *induced* by  $X$ , that is, the graph having the elements of  $X$  as vertices, and all arcs with source or target in  $X$ .

## 2.1 Adjacency Matrix

**Definition 2.1.** The *adjacency matrix* of a network  $\mathcal{G}$  with  $n$  nodes is the  $n \times n$  matrix  $A = (a_{ij})$  such that  $a_{ij}$  is the number of edges from node  $i$  to node  $j$ .

Obviously, the adjacency matrix  $A$  depends on the way in which the nodes of  $\mathcal{G}$  are ordered: different orderings of the nodes will induce different permutations of (the rows and columns of)  $A$ . This fact will have relevance in some of the statements. This definition is convenient for working with row vectors, which we do here. Some sources use the transpose of this matrix, which is more convenient for network dynamics since column vectors are commonly used there.

**Definition 2.2.** The *spectrum* of  $A$  (and of  $\mathcal{G}$ ) is the set of eigenvalues of  $A$ . The *spectral radius* of  $A$  (and of  $\mathcal{G}$ ) is the maximum absolute value of the eigenvalues of  $A$ . Since  $A$  is a non-negative matrix, the spectral radius itself is also an eigenvalue (although not always the only eigenvalue of maximum modulus), usually called the *Perron eigenvalue*.

## 2.2 Walks

**Definition 2.3.** Let  $\mathcal{G}$  be a finite network. A *walk* in  $\mathcal{G}$  from node  $j$  to node  $i$  is a sequence of nodes  $x_t$  and edges  $e_t$  of the form

$$(x_0, e_1, x_1, e_2, x_2, \dots, e_\ell, x_\ell)$$

where  $x_0 = i$  and  $x_\ell = j$ , such that:

$$\begin{aligned} x_j &= t(e_{j+1}) & 0 \leq j \leq \ell - 1 \\ x_j &= s(e_j) & 1 \leq j \leq \ell. \end{aligned}$$

The *length* of the walk is  $\ell$ .

Schematically, a walk from  $j$  to  $i$  looks like this:

$$i = x_0 \xleftarrow{e_1} x_1 \xleftarrow{e_2} x_2 \leftarrow \dots \leftarrow x_{\ell-1} \xleftarrow{e_\ell} x_\ell = j.$$

We number the nodes and edges in this order for convenience, since we think of constructing such walks backwards, starting from the final target node and iterating input edges.

The sequence of edges  $(e_j)$  determines the walk uniquely, except in the trivial case where  $\ell = 0$ , when the walk consists of node  $x_0 = i = j$  alone. However, it is more clear and slightly more convenient to include the nodes in the definition.

In the network dynamics literature a walk is often termed a ‘path’. In graph theory a ‘path’ is usually defined to be a walk without repeated nodes or edges. A ‘trail’ has no repeated edges. Counting paths or trails is more difficult than counting walks, and here we focus solely on walks.

**Definition 2.4.** Let  $i$  be a node in a network  $\mathcal{G}$ . Then we write

$$a_i(\ell) = \text{number of walks of length } \ell \text{ terminating at } i.$$

This is the main quantity that we study in this paper, focusing on how  $a_i(\ell)$  grows as  $\ell$  increases indefinitely.

### 2.3 Input Trees

The walks of given length that terminate at node  $i$  can be organised into the *input tree* of that node [7, 18, 31]. Each node in the input tree corresponds bijectively to a walk terminating at  $i$ , which is the unique walk from that node of the input tree to the tree root, which corresponds to node  $i$ .

For instance, the input trees for Example 1.1 are shown in Fig.2. The walk corresponding to node 1 at the top of the left-hand tree is  $1 \leftarrow 2 \leftarrow 1 \leftarrow 2 \leftarrow 1$ , the leftmost walk down the tree, and so on for all other nodes of these input trees. See [31] for details.

In this case, (1.2) shows that the number  $\phi$  can be interpreted as the asymptotic growth rate of the number of walks  $a_i(\ell)$  as  $\ell \rightarrow \infty$ ; that is, the ‘branching ratio’ of the input tree from one level to the next.

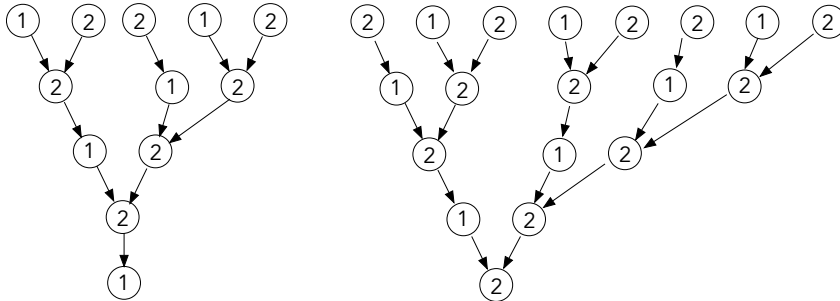


Figure 2: Input trees for the Fibonacci circuit, up to level  $\ell = 4$ .

For this example the obvious way to define the branching ratio  $\rho(i)$  of node  $i$  (which motivates its name) is:

$$\rho(i) = \lim_{\ell \rightarrow \infty} \frac{a_i(\ell + 1)}{a_i(\ell)}. \quad (2.4)$$

An alternative would be

$$\rho(i) = \lim_{\ell \rightarrow \infty} (a_i(\ell))^{1/\ell}. \quad (2.5)$$

For this network both limits exist and give the same result. However, we show below that the limit in (2.4) need not exist, whereas the sequence of (2.5) always converges. We therefore define the branching ratio  $\rho(i)$  for node  $i$  by (2.5).

## 2.4 Strongly Connected Components

**Definition 2.5.** For a network  $\mathcal{G}$ , we say that:

- (a)  $\mathcal{G}$  is *strongly connected* if, for any two distinct nodes  $i, j$ , there is a walk from  $i$  to  $j$ . (Other terms are ‘path-connected’ and ‘transitive’.)
- (b) A *strongly connected component (SCC)* is a maximal set  $X$  such that  $\mathcal{G}[X]$  is strongly connected.

Every network  $\mathcal{G}$  decomposes uniquely into strongly connected components. These components correspond to the nodes of the *condensation* of  $\mathcal{G}$ , which has a (unique) edge between components if and only if there is an edge between some members of those components. The condensation is acyclic.

## 2.5 Upstream Subnetwork

The branching ratio of a given node can, of course, depend on the node. The crucial feature that determines this dependence is:

**Definition 2.6.** The *upstream subnetwork*  $\mathcal{U}(i)$  of node  $i \in \mathcal{V}$  is the induced subnetwork  $\mathcal{G}[\mathcal{X}_i]$ , where  $\mathcal{X}_i$  is the set of all vertices  $j$  such that there is a walk from  $j$  to  $i$ .

As we shall see below (Proposition 2.8), it is always possible to (re)order the nodes of a multigraph  $\mathcal{G}$  in such a way that if  $i$  and  $j$  belong to two different SCCs, but there is a walk from  $i$  to  $j$ , then  $i < j$ . (This is not possible within a single SCC unless it contains only one node.) Any such ordering is said to be *compatible with the feedforward structure* of  $\mathcal{G}$ . The adjacency matrix of  $\mathcal{G}$  with this order has a block upper triangular structure.

**Example 2.7.** Fig. 3 shows two networks, each composed of a Fibonacci circuit and a single node with two self-loops. These subnetworks are connected in a feedforward manner, in two different orders.

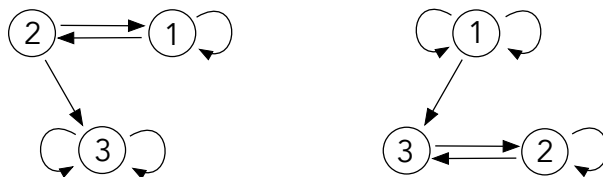


Figure 3: *Left:* Fibonacci circuit feeding forward to a single node with two self-loops. *Right:* Single node with two self-loops feeding forward to a Fibonacci circuit.

*Left Network:* The SCCs are  $\{1, 2\}$  and  $\{3\}$ . The natural ordering on  $\{1, 2, 3\}$  is compatible with the feedforward structure. As a consequence, the adjacency matrix is

$$A = \left[ \begin{array}{cc|c} 1 & 1 & 0 \\ 1 & 0 & 1 \\ \hline 0 & 0 & 2 \end{array} \right]$$



has a block lower triangular structure. The eigenvalues of  $A$  are  $\frac{1 \pm \sqrt{5}}{2}$  and 2. The upstream subnetworks are

$$\mathcal{U}(1) = \mathcal{U}(2) = \mathcal{G}[\{1, 2\}] \quad \mathcal{U}(3) = \mathcal{G}.$$

The branching ratios are

$$\rho(1) = \rho(2) = \frac{1 + \sqrt{5}}{2} \quad \rho(3) = 2.$$

*Right Network:* The SCCs are  $\{1\}$  and  $\{2, 3\}$ . Again, the natural ordering on  $\{1, 2, 3\}$  is compatible with the feedforward structure. The adjacency matrix is

$$A = \left[ \begin{array}{c|cc} 2 & 0 & 1 \\ \hline 0 & 1 & 1 \\ 0 & 0 & 1 \end{array} \right]$$

with the stated block lower triangular structure. The eigenvalues of  $A$  are again  $\frac{1 \pm \sqrt{5}}{2}$  and 2. The upstream subnetworks are

$$\mathcal{U}(1) = \mathcal{G}[\{1\}] \quad \mathcal{U}(2) = \mathcal{U}(3) = \mathcal{G}.$$

The branching ratios are easily seen to be

$$\rho(1) = \rho(2) = \rho(3) = 2$$

In these examples:

- (a) The branching ratio  $\rho(i)$  can depend on  $i$ .
- (b) The branching ratio  $\rho(i)$  need not equal the spectral radius of  $\mathcal{G}$ .
- (c) The branching ratio  $\rho(i)$  is the spectral radius of the upstream subnetwork  $\mathcal{U}(i)$ .

We will see that these features are typical of general networks.

We now state a lengthy list of properties of upstream subnetworks. The proofs are straightforward and are omitted, but the results are needed repeatedly in the proofs of the main theorems.

**Proposition 2.8.**

- (1) If  $(x_0, e_1, x_1, e_2, x_2, \dots, e_\ell, x_\ell)$  is a walk from  $j = x_\ell$  to  $i = x_0$  then all  $x_t$  and  $e_t$  are included in  $\mathcal{U}(i)$ .
- (2)  $\mathcal{U}(i)$  consists precisely of the vertices and edges of all walks that terminate at vertex  $i$ .
- (3) If  $b_\ell(i)$  is the number of walks in  $\mathcal{U}(i)$  of length  $\ell$  that terminate at vertex  $i$ , then

$$b_\ell(i) = a_\ell(i) \quad \text{for all } i, \ell.$$

(4)  $\mathcal{U}(i)$  is the subnetwork induced by the set of all the vertices of all SCCs of  $\mathcal{G}$  that are contained in  $\mathcal{U}(i)$ .

(5) Every SCC of  $\mathcal{U}(i)$  is an SCC of  $\mathcal{G}$ .

(6) If we arrange the SCCs of  $\mathcal{G}$  in a total order that is compatible with the feedforward structure of the set of SCCs, and order nodes by blocks, then  $A$  is block upper triangular.

(7) Consider an ordering of the nodes of  $\mathcal{G}$  respecting the previous statement, and let  $B(i)$  be the adjacency matrix of  $\mathcal{U}(i)$ . Then  $B(i)$  consists of those blocks in  $A$  that correspond to rows and columns indexed by the SCCs of  $\mathcal{U}(i)$ . Therefore  $B(i)$  inherits the block upper triangular structure:

$$B(i) = \begin{bmatrix} B_1 & * & * & \cdots & * & * \\ 0 & B_2 & * & \cdots & * & * \\ \vdots & \vdots & \vdots & \ddots & \vdots & \vdots \\ 0 & 0 & 0 & \cdots & B_{p-1} & * \\ 0 & 0 & 0 & \cdots & 0 & B_p \end{bmatrix} \quad (2.6)$$

for suitable  $p$ . The blocks  $B_j$  depend on the choice of  $i$ .

(8) The spectrum of  $B(i)$  is the union of the spectra of the  $B_j$  in (2.6).

(9) The spectrum of  $B(i)$  is a subset of the spectrum of  $A$ . □

Recall Definition 2.2 for the Perron eigenvalue (or spectral radius):

**Corollary 2.9.** *The Perron eigenvalue  $\rho(i)$  of  $\mathcal{U}(i)$  is less than or equal to that of  $\mathcal{G}$ . It can be less than that of  $\mathcal{G}$ .* □

**Proposition 2.10.** *If  $i$  and  $j$  lie in the same SCC of  $\mathcal{G}$  then the Perron eigenvalues  $\rho(i)$  and  $\rho(j)$  are equal.*

*Proof.* The upstream subnetworks  $\mathcal{U}(i)$  and  $\mathcal{U}(j)$  are equal, and the Perron eigenvalues  $\rho(i)$  and  $\rho(j)$  are equal to the maximal eigenvalue of this common upstream subnetwork. □

## 2.6 Number of Walks of Given Length

The results here are standard: see for example [1, 4, 13], but they are also vital to the analysis of the branching ratio since they relate it to a suitable adjacency matrix.

Let  $\mathcal{G}$  be a network with nodes  $\{1, 2, \dots, n\}$ . Let  $A = (a_{ij})$  be the adjacency matrix of  $\mathcal{G}$ . Then column  $j$  of  $A$  lists the numbers of edges from nodes  $1, 2, \dots, n$  to  $j$  (*input edges*). The total number of input edges to node  $j$  is therefore equal to

$$a_{1j} + a_{2j} + \cdots + a_{nj}. \quad (2.7)$$

Let  $\mathbf{u} = (1, 1, \dots, 1)$ , considered as a row vector, that is, the  $1 \times n$  matrix

$$[1 \ 1 \ 1 \ \dots \ 1]$$

and recall Definition 2.4: the number of walks of length  $\ell$  terminating at  $i$  is denoted by  $a_i(\ell)$ . Well known ideas lead to a formula for  $a_i(\ell)$  that is fundamental in what follows:

**Lemma 2.11.**

(a) The total number  $a_i(1)$  of input edges (equivalently, walks of length 1) to node  $i$  is  $(\mathbf{u}A)_i$ .

(b) The total number of input walks of length  $\ell$  to node  $i$  is  $a_i(\ell) = (\mathbf{u}A^\ell)_i$ .

*Proof.* Part (a):

$$(\mathbf{u}A) = [a_{11} + \cdots + a_{n1}, a_{12} + \cdots + a_{n2}, \dots, a_{1n} + \cdots + a_{nn}],$$

whence the result is obtained using (2.7).

Part (b): This follows from (a) by an easy induction on  $\ell$ . See [4, Section 4.5 Corollary 1] or [1, Section 1.3].  $\square$

## 2.7 Reducible and Irreducible Matrices

**Definition 2.12.** A square (real) matrix  $M$  is *irreducible* if it is nonzero and either of the following equivalent properties holds:

(a) There does not exist a permutation matrix  $P$  such that

$$PMP^{-1} = \begin{bmatrix} R & S \\ 0 & T \end{bmatrix} \quad (2.8)$$

(b) The directed graph  $\mathcal{G}$  with adjacency matrix  $M$  (that is,  $\mathcal{G}$  has an edge of multiplicity  $m_{ij}$  from node  $i$  to node  $j$ ) is strongly connected.

A *reducible* matrix is one that is not irreducible. If (2.8) holds for some permutation matrix  $P$ , the matrix  $M$  is reducible.

By induction, for any matrix  $M$  there exists a permutation matrix  $P$  such that  $PMP^{-1}$  is block-triangular with irreducible blocks on the diagonal: looking at the graph  $\mathcal{G}$  with adjacency matrix  $M$ , this permutation  $P$  is one that orders the nodes of  $\mathcal{G}$  in a way that is compatible with the feedforward structure of the graph, and the blocks on the diagonal correspond to the adjacency matrices of the SCCs of  $\mathcal{G}$ .

## 3 Definition of Branching Ratio

In this section we motivate a definition of the branching ratio that applies to any network.

In simple examples, such as Example 1.1 below, the sequence  $a_i(\ell)$  approximates a geometric progression, and the branching ratio can be defined as the common ratio of this progression, which we denote by  $\rho(i)$ . Specifically,

$$\rho(i) = \lim_{\ell \rightarrow \infty} \frac{a_i(\ell + 1)}{a_i(\ell)}. \quad (3.9)$$

This definition suffices if the limit exists, but there are simple examples in which it does not, such as Example 4.2 below. Nevertheless, these networks still have a well-defined

branching ratio. We give a more general definition of the branching ratio that applies to any network, prove that it always exists and is equal to the maximal eigenvalue of the adjacency matrix for the upstream subgraph of the node concerned. The analysis relies on the Perron–Frobenius Theorem, which implies that such an eigenvalue exists and is real. This characterisation reduces the computation of the branching ratio to (numerical) linear algebra.

To dispose of (essentially trivial) exceptional cases, we need the next proposition, which is well known and easy to prove:

**Proposition 3.1.** *Let  $\mathcal{G}$  be a network with adjacency matrix  $A$ . The following properties are equivalent:*

- (a):  $\mathcal{G}$  is acyclic (or feedforward).
- (b):  $A$  is nilpotent.
- (c): All eigenvalues of  $A$  are zero.
- (d): Every input tree of  $\mathcal{G}$  is finite. □

Acyclic networks are therefore those networks for which  $a_i(\ell) = 0$  for sufficiently large  $\ell$  and for all nodes  $i$ . In this case (3.9) makes no sense, but by convention we define the branching ratio to be zero.

The general definition of the branching ratio proposed here, which initially we distinguish from  $\rho(i)$  by calling it  $\delta(i)$ , is:

**Definition 3.2.** Let  $\mathcal{G}$  be a network and  $i$  one of its nodes. The *branching ratio*  $\delta(i)$  at node  $i$  is defined by:

$$\delta(i) = \lim_{\ell \rightarrow \infty} (a_i(\ell))^{1/\ell}. \quad (3.10)$$

The first main result of this paper is a proof that the limit in (3.10) always exists. If  $\mathcal{U}(i)$  is acyclic, the limit is 0 since  $a_i(\ell) = 0$  for sufficiently large  $\ell$ .

Definition 3.2 is motivated by an obvious upper bound on  $a_i(\ell)$ , stated and proved in Lemma 3.7, combined with the intuition that the key case for a suitable lower bound is that of a nontrivial strongly connected network. We may assume that the network is not acyclic since (3.10) gives a branching ratio of 0; this is also the Perron eigenvalue by Proposition 3.1. In this case there plausibly exist constants  $C, \delta > 0$  such that

$$a_i(\ell) \sim C\delta^\ell \quad \text{as } \ell \rightarrow \infty. \quad (3.11)$$

This immediately implies (3.10). The same result holds if we replace  $C$  by an eventually positive polynomial in  $\ell$ .

**Definition 3.3.** Let  $\mathcal{G}$  be a graph. We use  $\rho(\mathcal{G})$  to denote the Perron eigenvalue of  $\mathcal{G}$ . If  $i$  is a node of  $\mathcal{G}$ , we write  $\rho(i)$  for the Perron eigenvalue of the upstream subgraph  $\mathcal{U}(i)$ .

Our second main result is that  $\delta(i) = \rho(i)$  for any network. The next few sections set up necessary background and give the proof.

### 3.1 Bounds

As remarked, there are three ways to think about branching ratios: bounds, topology, and eigenvalues. We begin with observations about suitable bounds on  $a_i(\ell)$ , which are motivated by examples in Section 4 and later calculations.

**Definition 3.4.** A real polynomial  $P(\ell)$  in a variable  $\ell$  is *eventually positive* if there exists  $L$  such that  $P(\ell) > 0$  for all  $\ell \geq L$ .

Equivalently,  $P(\ell)$  is eventually positive if the coefficient of the highest power of  $\ell$  is positive.

It is convenient to work with upper and lower bounds on  $a_i(\ell)$  of the following form.

**Lemma 3.5.** *Let  $\mathcal{G}$  be a graph and let  $i$  be a node of  $\mathcal{G}$ . Suppose that*

$$a_i(\ell) \geq Q(\ell)\delta^\ell \text{ for sufficiently large } \ell \quad (3.12)$$

$$a_i(\ell) \leq P(\ell)\delta^\ell \text{ for sufficiently large } \ell \quad (3.13)$$

where  $\delta > 0$  and  $P, Q$  are eventually positive polynomials. Then the limit (3.10) exists and is equal to  $\delta$ . That is, node  $i$  has branching ratio  $\delta$ .

*Proof.* Since  $P$  and  $Q$  are eventually positive, for sufficiently large  $\ell$  we may take  $(1/\ell)$ -th powers of (3.12) and (3.13):

$$(Q(\ell))^{1/\ell}\delta \leq (a_i(\ell))^{1/\ell} \leq (P(\ell))^{1/\ell}\delta.$$

If  $\ell \rightarrow \infty$ , then  $(Q(\ell))^{1/\ell}$  and  $(P(\ell))^{1/\ell}$  both tend to 1, so  $(a_i(\ell))^{1/\ell}$  tends to  $\delta$ .  $\square$

From now on, when considering complex eigenvalues, we work in  $\mathbb{C}^n$  when convenient and take real parts to reduce to  $\mathbb{R}^n$  when necessary. Recall that the *generalised eigenspace*  $E_\lambda \subseteq \mathbb{C}^n$  of an eigenvalue  $\lambda$  of an  $n \times n$  matrix  $M$  is

$$E_\lambda = \{\mathbf{v} \in \mathbb{C}^n : \mathbf{v}(M - \lambda I)^n = 0\}$$

**Lemma 3.6.** *Let  $B(i)$  be the adjacency matrix of the upstream subnetwork  $\mathcal{U}(i)$  of vertex  $i$ , and let  $\lambda$  run through the eigenvalues of  $B(i)$ . Then there exist polynomials  $P_{i\lambda}(\ell)$  such that*

$$a_i(\ell) = (\mathbf{u}B(i)^\ell)_i = \sum_{\lambda} P_{i\lambda}(\ell)\lambda^\ell. \quad (3.14)$$

*Proof.* By Proposition 2.8 (3) and (7), we can replace  $\mathcal{G}$  by  $\mathcal{U}(i)$  without changing the value of  $a_i(\ell)$ ; recall that  $\mathcal{U}(i)$  is the smallest subnetwork containing all walks terminating at  $i$ , and we see later that it gives the correct value for the branching ratio. By property (7) we can then restrict/project  $A$  onto the adjacency matrix  $B(i)$  of  $\mathcal{U}(i)$ . We then work with  $B(i)$ , but to simplify notation we call it  $B$ , keeping in mind that  $B$  depends on  $i$ .

Let  $E_\lambda$  be the generalised eigenspace of an eigenvalue  $\lambda$  of  $B$ , and let  $m$  be the number of vertices in  $\mathcal{U}(i)$ . The matrix  $B$  has  $m$  linearly independent generalised eigenvectors [10], so

$$\mathbb{C}^m = \bigoplus_{\lambda} E_\lambda$$

where here and below sums with variable  $\lambda$  range over the eigenvalues of  $B$ . Decompose  $\mathbf{u} = [1 \ 1 \ \dots \ 1]$  according to this direct sum, obtaining

$$\mathbf{u} = \sum_{\lambda} \mathbf{u}^\lambda.$$

By definition,  $\mathbf{u}^\lambda \cdot (B - \lambda I)^n = 0$  for all  $\lambda$ . Let  $\delta$  denote the Perron eigenvalue of  $B$ . We have

$$a_i(\ell) = (\mathbf{u} \cdot B^\ell)_i = \left( \sum_{\lambda} \mathbf{u}^\lambda \cdot B^\ell \right)_i = \sum_{\lambda} (\mathbf{u}^\lambda \cdot B^\ell)_i. \quad (3.15)$$

We claim that for each  $\lambda$  there exists a polynomial  $P_\lambda(\ell)$  over  $\mathbb{R}$  (which clearly must be eventually positive) such that

$$(\mathbf{u}^\lambda \cdot B^\ell)_i \leq P_\lambda(\ell) |\lambda|^\ell. \quad (3.16)$$

To prove this claim, let the dimension of  $E_\lambda$  be  $m_\lambda$ , and let  $B_\lambda = B|_{E_\lambda}$ . By the Jordan-Chevalley decomposition [19],

$$B_\lambda = K_\lambda + L_\lambda$$

where  $K_\lambda$  is semisimple (diagonalisable) and  $L_\lambda$  is nilpotent. Indeed,  $K_\lambda = \lambda I_\lambda$ , where  $I_\lambda$  is the identity on  $E_\lambda$ , as we now show: by the Jordan decomposition, there is a basis-change matrix  $R$  such that

$$RB_\lambda R^{-1} = \lambda I_\lambda + M_\lambda$$

where  $M_\lambda$  is nilpotent; so

$$B_\lambda = R^{-1}(\lambda I_\lambda + M_\lambda)R = \lambda I_\lambda + R^{-1}M_\lambda R$$

where  $R^{-1}M_\lambda R$  is nilpotent. Let  $N_\lambda = R^{-1}M_\lambda R$ , so  $B_\lambda = \lambda I_\lambda + N_\lambda$ . Since  $B$  leaves  $E_\lambda$  invariant and  $B_\lambda = B|_{E_\lambda}$ ,

$$(\mathbf{u}^\lambda B^\ell)_i = (\mathbf{u}^\lambda B_\lambda^\ell)_i = (\mathbf{u}^\lambda (\lambda I_\lambda + N_\lambda)^\ell)_i.$$

Since  $I$  and  $N_\lambda$  commute, recalling that  $m_\lambda$  is the dimension of  $E_\lambda$  (hence  $N_\lambda^q = 0$  for all

$q \geq m_\lambda$ ), we can expand by the binomial theorem to get

$$\begin{aligned}
(\mathbf{u}^\lambda B^\ell)_i &= \left( \mathbf{u}^\lambda \left( \lambda^\ell I_\lambda + \sum_{p=1}^{m_\lambda} \binom{\ell}{p} \lambda^{\ell-p} N_\lambda^p \right) \right)_i \\
&= \lambda^\ell (\mathbf{u}^\lambda)_i + \sum_{p=1}^{m_\lambda} \binom{\ell}{p} \lambda^{\ell-p} (\mathbf{u}^\lambda N_\lambda^p)_i \\
&= \lambda^\ell \left( \sum_{p=0}^{m_\lambda} c_p \lambda^{-p} \binom{\ell}{p} \right),
\end{aligned}$$

where

$$c_0 = (\mathbf{u}^\lambda)_i$$

and, for every  $p = 1, \dots, m_\lambda$ ,

$$c_p = (\mathbf{u}^\lambda N_\lambda^p)_i \in \mathbb{C}.$$

Let

$$P_{i\lambda}(\ell) = \sum_{p=0}^{m_\lambda} c_p \lambda^{-p} \binom{\ell}{p}.$$

This is a polynomial over  $\mathbb{C}$ , and (3.14) holds.  $\square$

**Lemma 3.7.** *An upper bound (3.13) exists for any  $i$ , where  $\delta$  equals the Perron eigenvalue of  $\mathcal{U}(i)$ .*

*Proof.* By (3.14),

$$\begin{aligned}
a_i(\ell) &\leq \sum_\lambda |(\mathbf{u}^\lambda \cdot B^\ell)_i| \leq \sum_\lambda |P_\lambda(\ell)| |\lambda|^\ell \\
&\leq \sum_\lambda |P_\lambda(\ell)| \delta^\ell = \left( \sum_\lambda |P_\lambda(\ell)| \right) \delta^\ell.
\end{aligned}$$

This is not quite the bound we want, because  $P_\lambda(\ell)$  is a complex polynomial. However, for large enough  $\ell$  we have  $|P_\lambda(\ell)| < \ell^r$  where  $r$  is greater than the maximum degree of the  $P_\lambda(\ell)$ . So  $a_i(\ell) \leq \ell^r \delta^\ell$  as required.  $\square$

**Remark 3.8.** The same proof applies if we work with the adjacency matrix  $A$  of  $\mathcal{G}$ , but this gives too large an upper bound if the spectral radius of  $\mathcal{G}$  is greater than that of  $\mathcal{U}(i)$ . This is why we work with the adjacency matrix  $B$  of  $\mathcal{U}(i)$ .

**Remark 3.9.** For a tighter bound on the degree of the polynomial factor we can decompose  $P_\lambda(\ell)$  into real and imaginary parts:  $P_\lambda(\ell) = R_\lambda(\ell) + iS_\lambda(\ell)$ . These have the same degree as  $P_\lambda(\ell)$ . Now,

$$|P_\lambda(\ell)| \leq |R_\lambda(\ell)| + |S_\lambda(\ell)|$$

Every real polynomial is zero, eventually positive, or eventually negative. Therefore  $|R_\lambda(\ell)| = \pm R_\lambda(\ell)$  and  $|S_\lambda(\ell)| = \pm S_\lambda(\ell)$  for sufficiently large  $\ell$  and for suitable choices of signs. With these choices,  $T_\lambda(\ell) = \pm R_\lambda(\ell) \pm S_\lambda(\ell)$  is either zero or eventually positive, has the same degree as  $P_\lambda(\ell)$ , and  $|P_\lambda(\ell)| \leq T_\lambda(\ell)$ . If  $\mathcal{U}(i)$  is acyclic,  $a_i(\ell) = 0$  for large  $\ell$ , and we can take  $P(\ell) = 1$ . If, instead,  $\mathcal{U}(i)$  is not acyclic,  $a_i(\ell) > 0$  for all  $\ell$ , so  $T_\lambda(\ell)$  cannot be zero: therefore it must be eventually positive.

It is convenient to have a short term to express condition (3.12):

**Definition 3.10.** Node  $i$  is  $\delta$ -bounded if (3.12) holds.

Condition (3.12) imposes only a lower bound, so we may want to say  $\delta$ -lower-bounded, instead, but we drop the ‘lower’ part for the sake of readability.

**Proposition 3.11.** *If  $i$  is  $\delta$ -bounded where  $\delta$  is the Perron eigenvalue  $\rho(i)$ , then  $i$  has branching ratio  $\rho(i)$ .*

*Proof.* Lemma 3.7 gives an upper bound (3.13), where  $\delta = \rho(i)$ , the Perron eigenvalue of  $\mathcal{U}(i)$ . Since the vertex  $i$  is  $\delta$ -bounded where  $\delta = \rho(i)$ , the corresponding lower bound holds. Therefore  $i$  has branching ratio  $\rho(i)$  by Lemma 3.5.  $\square$

Thus the proof of the general theorem follows provided we can establish a lower bound (3.12) with  $\delta = \rho(i)$ . For this reason, the rest of the paper focuses exclusively on lower bounds.

## 3.2 Expression for $a_i(\ell)$

The obvious way to approach this is to split off dominant terms in (3.15):

$$a_i(\ell) = \left( \sum_{|\lambda|=\rho} \mathbf{u}^\lambda \cdot A^\ell \right)_i + \left( \sum_{|\lambda|<\rho} \mathbf{u}^\lambda \cdot A^\ell \right)_i = S_1 + S_2, \text{ say.} \quad (3.17)$$

As in Lemma 3.16, we expect  $S_1$  to be of order  $P_1(\ell)\rho^\ell$  for some polynomial  $P_1$ , while  $S_2$  is of order  $P_2(\ell)\sigma^\ell$  for  $\sigma < \rho$  and some polynomial  $P_2$ . The dominant term is then  $S_1$ , unless  $S_1 = 0$ . This may seem unlikely, but the entire problem depends upon proving that it cannot happen.

It is difficult to control the sum  $S_1$  (we shall discuss this in more detail in Section 8.1), so we proceed indirectly by proving that node  $i$  is  $\rho(i)$ -bounded, where  $\rho(i)$  is the Perron eigenvalue of  $\mathcal{U}(i)$ . This follows from various standard properties related to the Perron–Frobenius Theorem, together with simple graph-theoretic observations.



### 3.3 Upstream Principle

Intuitively, we expect the branching ratio of a given node  $i$  to be dominated by that of the largest branching ratio of all nodes in  $\mathcal{U}(i)$ . The following easy result formalises this intuition for the crucial case of lower bounds.

**Proposition 3.12 (Upstream Principle).** *Suppose that  $j$  is upstream from  $i$ , and  $j$  is  $\delta$ -bounded. Then  $i$  is  $\delta$ -bounded.*

*Proof.* There is a walk from  $j$  to  $i$ ; let its length be  $m$ . Then

$$a_{m+\ell}(i) \geq a_\ell(j)$$

since any walk of length  $\ell$  terminating at  $j$  can be concatenated with the walk from  $j$  to  $i$  to give a walk of length  $m + \ell$  terminating at  $i$ , and distinct walks terminating at  $j$  yield distinct walks terminating at  $i$ . Since  $j$  is  $\delta$ -bounded, there exists  $Q(\ell)$ , eventually positive, such that

$$a_{m+\ell}(i) \geq a_\ell(j) \geq Q(\ell)\delta^\ell \quad \text{for sufficiently large } \ell.$$

Therefore

$$a_{m+\ell}(i) \geq (\delta^{-m}Q(m + \ell))\delta^{m+\ell} \quad \text{for sufficiently large } m + \ell,$$

so  $i$  is  $\delta$ -bounded. □

## 4 Motivating Examples

**Example 4.1.** Let  $\mathcal{G}$  be a simple  $n$ -cycle, as in Fig. 4. This network is strongly connected.

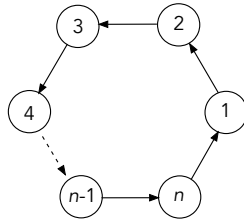


Figure 4: *Left:* A simple  $n$ -cycle.

The adjacency matrix is

$$A = \begin{bmatrix} 0 & 1 & 0 & \cdots & 0 & 0 \\ 0 & 0 & 1 & \cdots & 0 & 0 \\ \vdots & \vdots & \vdots & \ddots & \vdots & \vdots \\ 0 & 0 & 0 & \cdots & 0 & 1 \\ 1 & 0 & 0 & \cdots & 0 & 0 \end{bmatrix}$$

The eigenvalues are  $\lambda_k = \zeta^k$  where  $\zeta = e^{2\pi i/k}$  is a primitive  $k$ -th root of unity. All eigenvalues are all simple, and all have absolute value 1. The unique real eigenvalue with maximal absolute value (the Perron eigenvalue) is 1. Clearly,  $a_i(\ell) = 1$  for all  $i, \ell$ .

This example shows that even when  $\mathcal{G}$  is strongly connected, eigenvalues with maximal absolute value need not be unique.

**Example 4.2.** An example where (3.9) fails to exist is node 1 in the strongly connected network depicted in Fig.5 (right); the input tree of node 1 is shown Fig.5 (left).

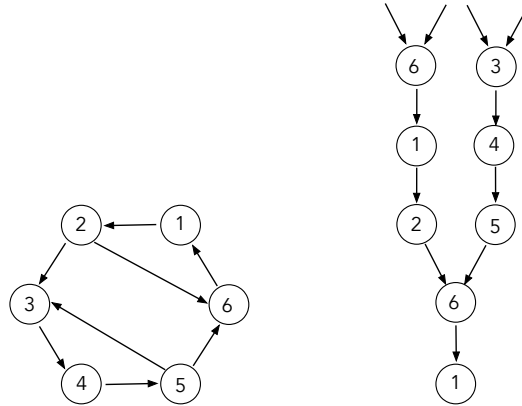


Figure 5: *Left:* A directed graph with six nodes. *Right:* Input tree of node 1.

The sequence  $a_1(\ell)$  is:

$$1, 2, 2, 2, 4, 4, 4, 8, 8, 8, \dots$$

The ratios  $a_1(\ell + 1)/a_1(\ell)$  are:

$$2, 1, 1, 2, 1, 1, 2, 1, 1, 2, \dots$$

which fails to converge.

The adjacency matrix of the graph is:

$$A = \begin{bmatrix} 0 & 1 & 0 & 0 & 0 & 0 \\ 0 & 0 & 1 & 0 & 0 & 1 \\ 0 & 0 & 0 & 1 & 0 & 0 \\ 0 & 0 & 0 & 0 & 1 & 0 \\ 0 & 0 & 1 & 0 & 0 & 1 \\ 1 & 0 & 0 & 0 & 0 & 0 \end{bmatrix}$$

Its eigenvalues are  $\rho, \rho\zeta, \rho\zeta^2$  where  $\rho = \sqrt[3]{2}$  and  $\zeta = e^{2\pi i/3}$  is a primitive cube root of unity, together with an eigenvalue 0 of multiplicity 3. The first three eigenvalues all have the maximal absolute value  $\rho$ , and the first of them is the Perron eigenvalue  $\rho = \sqrt[3]{2}$ . Since the network is strongly connected,  $\rho(i) = \rho$  for all  $i$ .

We can find the branching ratio explicitly. The case  $i = 1$  is typical: the other nodes give similar results. The value  $\rho = \sqrt[3]{2}$  makes intuitive sense since  $a_1(\ell)$  doubles

every three steps, so  $a_1(\ell)$  is approximately  $2^{\ell/3}$ . However, it is not asymptotic to  $2^{\ell/3}\rho^\ell$ , because the exact value is:

$$a_1(\ell) = 2^{\lfloor(\ell+1)/3\rfloor}. \quad (4.18)$$

By (4.18),

$$\frac{a_1(\ell)}{\rho^\ell} = \begin{cases} 1 & \text{if } \ell \equiv 0 \pmod{3} \\ \rho^{-1} & \text{if } \ell \equiv 1 \pmod{3} \\ \rho^{-2} & \text{if } \ell \equiv 2 \pmod{3} \end{cases}$$

Passing to an asymptotic expression (for later use) we have

$$a_1(\ell) \sim \begin{cases} \rho^\ell & \text{if } \ell \equiv 0 \pmod{3} \\ \rho^{-1}\rho^\ell & \text{if } \ell \equiv 1 \pmod{3} \\ \rho^{-2}\rho^\ell & \text{if } \ell \equiv 2 \pmod{3} \end{cases}$$

Therefore

$$\lim_{\ell \rightarrow \infty} (a_1(\ell))^{1/\ell} = \rho$$

in all three cases.

This example sheds some light on what happens when the maximal absolute value eigenvalues are multiple (that is,  $A$  has positive period  $h > 1$ , see Section 5). It also shows that even when (3.9) converges, it can do so slowly. The same goes for (3.10). For computations to more than a couple of decimal places, it is better to compute the Perron eigenvalue using a computer algebra package.

It also shows that even when the network is strongly connected, the asymptotic formula  $a_i(\ell) \sim C\rho^\ell$  need not hold. Here, the constant  $C$  depends on  $\ell \pmod{3}$ . In Section 8.1 we prove that this example is typical when the period  $h > 1$ .

**Example 4.3.** Next, we consider a network that is not strongly connected, Fig.6. Here  $\alpha, \beta$  are positive integers representing edge multiplicities.

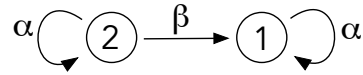


Figure 6: Network whose adjacency matrix is reducible.

This example has adjacency matrix

$$A = \begin{bmatrix} \alpha & 0 \\ \beta & \alpha \end{bmatrix}$$

which is obviously reducible. Indeed, the network has two strongly connected components.

There is still a unique maximal eigenvalue  $\alpha$ , but now it has multiplicity 2. The left generalised eigenvectors can be taken to be  $\mathbf{e}_1 = [1, 0]$  and  $\mathbf{e}_2 = [0, 1]$ . We have

$$\mathbf{e}_1 A = [\alpha, 0] = \alpha \cdot \mathbf{e}_1 \quad \mathbf{e}_2 A = [\beta, \alpha] = \beta \cdot \mathbf{e}_1 + \alpha \cdot \mathbf{e}_2.$$

The powers of  $A$  can easily be shown to be:

$$A^\ell = \begin{bmatrix} \alpha^\ell & 0 \\ \ell\alpha^{\ell-1}\beta & \alpha^\ell \end{bmatrix}.$$

The numbers of walks of length  $\ell$  ending at nodes 1, 2 respectively are:

$$a_1(\ell) = \alpha^\ell + \ell\alpha^{\ell-1}\beta \quad a_2(\ell) = \alpha^\ell.$$

Clearly the branching ratio for node 2 is  $\delta(2) = \alpha$ . We claim that the same holds for node 1. This follows since

$$a_1(\ell) = \alpha^\ell + \ell\alpha^{\ell-1}\beta = \alpha^\ell \left(1 + \frac{\beta}{\alpha}\ell\right)$$

so

$$\frac{\log a_1(\ell)}{\ell} = \frac{\ell \log \alpha}{\ell} + \frac{\log(1 + \frac{\beta}{\alpha}\ell)}{\ell}$$

which tends to  $\log \alpha$  as  $\ell \rightarrow \infty$ . Therefore  $a_1(\ell)^{1/\ell}$  tends to  $\alpha$ . Note that the non-diagonal Jordan block ( $\beta$ ) does not change the branching ratio.

We also have

$$\begin{aligned} \frac{a_1(\ell+1)}{a_1(\ell)} &= \frac{\alpha^{\ell+1} + (\ell+1)\alpha^\ell\beta}{\alpha^\ell + \ell\alpha^{\ell-1}\beta} \rightarrow \frac{\ell\beta}{\ell\beta/\alpha} = \alpha \\ \frac{a_2(\ell+1)}{a_2(\ell)} &= \frac{\alpha^{\ell+1}}{\alpha^\ell} = \alpha \end{aligned}$$

as  $\ell \rightarrow \infty$ . So here the sequence of successive ratios converges, and it converges to the same value for both nodes, even though  $A$  is reducible.

**Example 4.4.** This example illustrates how the asymptotics of  $a_i(\ell)$  can behave for reducible  $A$  of period  $h > 1$ . Fig. 7 shows two 4-cycles linked by one edge. The graph has period  $h = 4$ .

The adjacency matrix is upper block triangular, as it should be because the natural

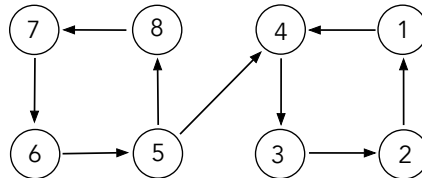


Figure 7: An 8-node reducible network with  $h = 4$ .

ordering of the nodes is compatible with the feedforward structure of the graph:

$$A = \left[ \begin{array}{cccc|cccc} 0 & 0 & 0 & 1 & 0 & 0 & 0 & 0 \\ 1 & 0 & 0 & 0 & 0 & 0 & 0 & 0 \\ 0 & 1 & 0 & 0 & 0 & 0 & 0 & 0 \\ 0 & 0 & 1 & 0 & 0 & 0 & 0 & 0 \\ \hline 0 & 0 & 0 & 1 & 0 & 0 & 0 & 1 \\ 0 & 0 & 0 & 0 & 1 & 0 & 0 & 0 \\ 0 & 0 & 0 & 0 & 0 & 1 & 0 & 0 \\ 0 & 0 & 0 & 0 & 0 & 0 & 1 & 0 \end{array} \right]$$

Eigenvalues are

$$1, i, -1, -i$$

each of multiplicity 2. Absolute values are all 1, and the Perron eigenvalue is 1.

It can be shown inductively that (for example)

$$a_6(\ell) = \left\lceil \frac{\ell}{4} \right\rceil$$

where  $\lceil \cdot \rceil$  is the ceiling function. That is,

$$a_6(\ell) = \begin{cases} \frac{\ell}{4} + 1 & \text{if } \ell \equiv 0 \pmod{4} \\ \frac{\ell}{4} + \frac{7}{4} & \text{if } \ell \equiv 1 \pmod{4} \\ \frac{\ell}{4} + \frac{3}{2} & \text{if } \ell \equiv 2 \pmod{4} \\ \frac{\ell}{4} + \frac{1}{4} & \text{if } \ell \equiv 3 \pmod{4} \end{cases} \quad (4.19)$$

Therefore the asymptotic behaviour of  $a_6(\ell)$  is of the form  $P_k(\ell)\rho^\ell$  where the polynomials  $P_k$  depends on  $k = \ell \pmod{4}$ . No single polynomial factor works.

**Example 4.5.** Let  $\mathcal{G}$  have  $n$  nodes, forming a unidirectional cycle in which the edge from node  $i + 1$  to  $i$  has multiplicity  $m_i \geq 1$ . (Identify node 1 with node  $n + 1$  here.) We call such a network an  $(m_1, \dots, m_n)$ -*polycycle* (Fig. 8).  $\mathcal{G}$  is strongly connected, and  $A$  is irreducible of period  $n$ .

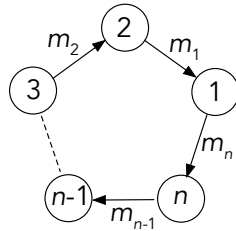


Figure 8: An  $n$ -node polycycle.

Let  $M = m_1 m_2 \cdots m_n$ . It is easy to see that if  $p \geq 0, 0 \leq q \leq n - 1$ , then

$$a_1(pn + q) = M^p m_1 \cdots m_q$$

The Perron eigenvalue is  $\rho = M^{1/n}$ . Therefore

$$a_1(pn + q) = \rho^{np} m_1 \cdots m_q = C_q \rho^{pn+q}$$

where

$$C_q = \frac{m_1 \cdots m_q}{\rho^q}.$$

Hence,

$$a_1(\ell) = C_{\ell \bmod n} \rho^\ell.$$

Moreover,

$$C_{q+1}/C_q = m_q/\rho \quad \text{when } 1 \leq q \leq n-1$$

So the ratios of successive  $C_q$  can differ, in a way that depends on the sequence  $(m_i)$ . In particular, then,

$$\lim_{\ell \rightarrow \infty} a_i(\ell+1)/a_i(\ell)$$

does not exist. Nonetheless,  $\delta(i)$  does exist: for instance,

$$\delta(1) = \lim_{\ell \rightarrow \infty} (a_1(\ell))^{1/\ell} = \rho \lim_{\ell \rightarrow \infty} C_{\ell \bmod n}^{1/\ell} = \rho$$

**Example 4.6.** Finally we consider an example where  $A$  is reducible and branching ratios are different for each node, shown in Fig.9.

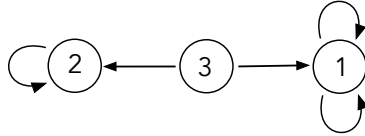


Figure 9: 3-node network with distinct branching ratios.

The adjacency matrix is

$$\begin{bmatrix} 2 & 0 & 0 \\ 0 & 1 & 0 \\ 1 & 1 & 0 \end{bmatrix}$$

with eigenvalues 2, 1, 0. The matrix is reducible. Indeed,  $\mathcal{G}$  has three SCCs, one for each node. It is easy to see that for all  $\ell$ ,

$$\begin{aligned} a_1(\ell) &= 3 \cdot 2^\ell \\ a_2(\ell) &= 0 \\ a_3(\ell) &= 2 \end{aligned}$$

Node 1 has branching ratio 2, node 2 has branching ratio 1, and node 3 has branching ratio 0.

## 5 Perron–Frobenius Theorem for Non-Negative Matrices

Next we recall the Perron–Frobenius Theorem, the main technical result that we need. Everything in this section is standard. The theorem was originally proved by Perron [29] for positive matrices, and later generalised by Frobenius [15] to irreducible non-negative matrices (Definition 2.12). To state (the relevant parts of) Frobenius’s generalisation, we need the notions of reducible and irreducible matrices (see Definition 2.12), and also the following:

**Definition 5.1.** Let  $M$  be a non-negative square matrix of size  $n$ , and let  $1 \leq i \leq n$ . The *period of index  $i$*  of  $M$  is the gcd of all  $m > 0$  such that  $(A^m)_{ii} > 0$ . If  $M$  is irreducible, this is independent of  $i$ : it is then called the *period* of  $M$  and denoted by  $h(M)$  (or just  $h$ , if  $M$  is clear from the context).

It is known that if  $M$  is irreducible then  $h$  is the gcd of all simple cycle lengths in the graph with adjacency matrix  $M$  [20, Section 1.3].

We now state the Perron–Frobenius Theorem in a form that includes only properties that are required in this paper.

**Theorem 5.2 (Perron–Frobenius).** *Let  $M$  be an irreducible non-negative matrix with period  $h$ . Then:*

(a)  *$M$  has a (left) eigenvalue  $\rho$  (the Perron eigenvalue) such that  $\rho$  is maximal among all  $|\lambda|$  as  $\lambda$  ranges over all eigenvalues. The number  $\rho$  is also called the spectral radius or Perron eigenvalue of  $M$ .*

(b) *The eigenvalue  $\rho$  is real, simple, and positive. However, other eigenvalues may also have absolute value  $\rho$ , see (h).*

(c) *If  $\mathbf{v}$  is a (left) eigenvector of  $M$  for eigenvalue  $\rho$  then all components of  $\mathbf{v}$  have the same sign, so  $\mathbf{v}$  can be chosen so that all components are positive (the Perron eigenvector).*

(d) *There is also a right eigenvector  $\mathbf{w}$  of  $M$  for eigenvalue  $\rho$ , and this is real, all of its components have the same sign so it can be chosen to be positive.*

(e) *The vectors  $\mathbf{v}, \mathbf{w}$  can be normalised, so that  $\mathbf{w}^T \mathbf{v} = 1$ .*

(f) *The matrix  $\mathbf{v}\mathbf{w}^T$  is positive.*

(g) *The following property (the left-hand side of which is called the ‘Césaro average’) holds:*

$$\lim_{k \rightarrow \infty} \frac{1}{k} \sum_{\ell=0}^k \rho^{-\ell} A^\ell = \mathbf{v}\mathbf{w}^T \tag{5.20}$$

(h)  *$M$  has exactly  $h$  eigenvalues with absolute value  $\rho$ . Each has them is simple and has the form  $\zeta^m \rho$ , where  $\zeta = e^{2\pi i/h}$  is a primitive  $h$ -th root of unity.  $\square$*

*Proof.* See [16, Chapter XIII], [21, Section 15.3], and [26, Chapter 7].  $\square$

## 6 Branching Ratios in Strongly Connected Networks

Suppose that  $\mathcal{G}$  is strongly connected, with any period  $h$ . Then  $A$  is irreducible. The main result is:

**Theorem 6.1.** *Let  $\mathcal{G}$  be a strongly connected network and let  $i$  be any node. Then*

- (a) *Node  $i$  has a well-defined branching ratio  $\delta(i)$ . That is, (3.10) holds for  $\delta = \delta(i)$ .*
- (b) *For all  $i$  we have  $\delta(i) = \rho(i)$ , where  $\rho(i)$  is the Perron eigenvalue of the adjacency matrix of  $\mathcal{G}$ .*
- (c) *All nodes of  $\mathcal{G}$  have the same branching ratio.*

The proof is based on (3.14) and the Césaro average (5.20). (There is a simpler proof when  $h = 1$  but we omit this.) First, we prove a simple lemma.

**Lemma 6.2.** *Let  $z \in \mathbb{C}$  and  $d \in \mathbb{N}$ . Define the power series*

$$F_d(z) = \sum_{\ell=0}^{\infty} \ell^d z^\ell$$

*Then*

- (a) *The radius of convergence of the series is 1.*
- (b) *There exists a polynomial  $G_d(z)$  such that*

$$F_d(z) = \frac{G_d(z)}{(1-z)^{d+1}} \quad (|z| < 1) \tag{6.21}$$

*Proof.* Part (a) follows by the ratio test.

We prove (b) by induction on  $d$ . When  $d = 0$ ,

$$F_0(z) = \sum_{\ell=0}^{\infty} z^\ell = \frac{1}{1-z} \quad (|z| < 1)$$

When  $|z| < 1$  we may differentiate term-by-term, to obtain

$$F'_d(z) = \sum_{\ell=0}^{\infty} \ell^d \ell z^{\ell-1} = \frac{1}{z} F_{d+1}(z)$$

so

$$F_{d+1}(z) = z F'_d(z)$$

By the inductive hypothesis (6.21) for  $d$ ,

$$\begin{aligned} F_{d+1}(z) &= z \frac{d}{dz} \left( \frac{G_d(z)}{(1-z)^{d+1}} \right) \\ &= z \left( \frac{G'_d(z)}{(1-z)^{d+1}} + G_d(z) \frac{d+1}{(1-z)^{d+2}} \right) \\ &= \frac{G_{d+1}(z)}{(1-z)^{d+2}} \end{aligned}$$



where

$$G_{d+1}(z) = z(1-z)G'_d(z) + (d+1)G_d(z)$$

This completes the induction.  $\square$

*Proof of Theorem 6.1.* Recall that  $B = B(i)$  is the adjacency matrix of  $\mathcal{U}(i)$ , and let  $\lambda$  run through the eigenvalues of  $B$ . By Lemma 3.6, there exist polynomials  $P_{i\lambda}(\ell)$  such that

$$a_i(\ell) = (\mathbf{u}B^\ell)_i = \sum_{\lambda} P_{i\lambda}(\ell)\lambda^\ell = S_1 + S_2 \quad (6.22)$$

where we have split the sum into two parts:

$$S_1 = \sum_{|\lambda|=\rho} P_{i\lambda}(\ell)\lambda^\ell \quad S_2 = \sum_{|\lambda|<\rho} P_{i\lambda}(\ell)\lambda^\ell$$

and for simplicity we write  $\rho = \rho(i)$ .

We claim that when  $\ell$  is sufficiently large,  $S_1 \neq 0$ . That is,  $S_1$  is not identically zero when considered as a polynomial in  $\ell$  over  $\mathbb{C}$ . The theorem is a simple consequence of this claim. We prove the claim first, and then derive the theorem.

Let  $\mathbf{v}$  be a left eigenvector of  $B$  for eigenvalue  $\rho$ , and let  $\mathbf{w}$  be a right eigenvector of  $B$  for eigenvalue  $\rho$ , as in Theorem 5.2(c) and (d). Both vectors are positive.

Suppose, for a contradiction, that  $S_1 \equiv 0$  for all  $\ell$ . If so, (6.22) implies that

$$(\mathbf{u}B^\ell)_i = a_i(\ell) = S_2 = \sum_{|\lambda|<\rho} P_{i\lambda}(\ell)\lambda^\ell \quad (6.23)$$

which is obviously of order  $o(\rho^\ell)$ . We show that this contradicts the Césaro average formula (5.20).

By Theorem 5.2(f) the matrix  $\mathbf{v}\mathbf{w}^T$  is positive. By Theorem 5.2(g),

$$\mathbf{v}\mathbf{w}^T = \lim_{k \rightarrow \infty} \frac{1}{k} \sum_{\ell=0}^k B^\ell \rho^{-\ell}$$

Therefore, by (6.23),

$$(\mathbf{u}(\mathbf{v}\mathbf{w}^T))_i = \left( \lim_{k \rightarrow \infty} \frac{1}{k} \sum_{\ell=0}^k \mathbf{u}B^\ell \rho^{-\ell} \right)_i = \sum_{|\lambda|<\rho} \left( \lim_{k \rightarrow \infty} \frac{1}{k} \sum_{\ell=0}^k P_{i\lambda}(\ell) \left( \frac{\lambda}{\rho} \right)^\ell \right).$$

We claim that the term inside parentheses in the right-hand expression vanishes for each  $\lambda$ . To see why, fix  $\lambda$  and let  $z_\lambda = \lambda/\rho$ . Choose  $d \in \mathbb{N}$  such that  $P_{i\lambda}(\ell) < \ell^d$  for sufficiently

large  $\ell$ ; this can be done by taking  $d$  to be greater than the maximal degree of the  $P_{i\lambda}(\ell)$ . Now

$$\begin{aligned} |(\mathbf{u}(\mathbf{v}\mathbf{w}^T))_i| &\leq \sum_{|\lambda|<\rho} \left( \lim_{k\rightarrow\infty} \frac{1}{k} \sum_{\ell=0}^k |P_{i\lambda}(\ell)| \left| \frac{\lambda}{\rho} \right|^\ell \right) \\ &\leq \sum_{|\lambda|<\rho} \left( \lim_{k\rightarrow\infty} \frac{1}{k} \sum_{\ell=0}^k \ell^d |z_\lambda|^\ell \right). \end{aligned}$$

Since the eigenvalues  $\lambda$  occurring in this sum satisfy  $|\lambda| < \rho$ , we have  $|z_\lambda| < 1$ , within the radius of convergence of the series (6.21). By Lemma 6.2(b) the sum to infinity of this series equals  $G_d(z_\lambda)(1 - z_\lambda)^{-d-1}$ . Therefore the sum to  $k$  terms is as close as we wish to this value, so in particular there exists  $K$  such that when  $|z_\lambda| < 1$ ,

$$\left| \sum_{\ell=0}^k \ell^d |z_\lambda|^\ell \right| \leq 2G_d(z_\lambda)(1 - z_\lambda)^{-d-1} \quad (k \geq K)$$

Now

$$\lim_{k\rightarrow\infty} \frac{1}{k} \sum_{\ell=0}^k \ell^d |z_\lambda|^\ell = \lim_{k\rightarrow\infty} \frac{1}{k} \left( \frac{2G_d(z_\lambda)}{(1 - z_\lambda)^{d+1}} \right) = 0$$

since  $z_\lambda$  is constant for a given  $\lambda$ . This implies that

$$(\mathbf{u}(\mathbf{v}\mathbf{w}^T))_i = 0$$

However, the vector  $\mathbf{u}$  and the matrix  $\mathbf{v}\mathbf{w}^T$  are both positive, so  $\mathbf{u}(\mathbf{v}\mathbf{w}^T)$  is positive. This is a contradiction, which proves the claim that  $S_1$  does not vanish identically.

Having proved the claim, we deduce the theorem. The sum  $S_2$  has order  $o(\rho^\ell)$  since all  $\lambda$  occurring in  $S_2$  satisfy  $|\lambda| < \rho$ . Therefore  $a_i(\ell) = S_1 + o(\rho^\ell)$ . As in the proof of Lemma 3.6, there exists an eventually positive polynomial  $Q(\ell)$  such that

$$a_i(\ell) \geq Q(\ell)\rho^\ell$$

for sufficiently large  $\ell$ . On the other hand, the final step in the proof of Lemma 3.7 implies that there exists an eventually positive polynomial  $\ell^r$ , for suitably large  $r$ , such that

$$a_i(\ell) \leq \ell^r \rho^\ell \tag{6.24}$$

for sufficiently large  $\ell$ . Now Lemma 3.5 implies parts (a) and (b) of the theorem. Part (c) follows since we are assuming  $B$  is irreducible, so  $\mathcal{U}(i)$  is strongly connected.  $\square$

## 7 Branching Ratios in the General Case

With very little extra effort we can parlay Theorem 6.1 into a more general result that applies to any network, without assuming irreducibility. We first need the following:

**Definition 7.1.** An *upstream SCC* of node  $i$  is a strongly connected component (SCC) of  $\mathcal{G}$  that contains a node upstream from  $i$ .

**Theorem 7.2.** Let  $i$  be any node of a network  $\mathcal{G}$ . Then:

- (a) Node  $i$  has a well-defined branching ratio  $\delta(i) \geq 0$ .
- (b) The value of  $\delta(i)$  is the maximum value of the  $\delta(j)$  as  $j$  runs over all the upstream SCCs of  $i$ .
- (c) The value of  $\delta(i)$  is equal to the Perron eigenvalue  $\rho(i)$  of the adjacency matrix  $A$  of the upstream subgraph  $\mathcal{U}(i)$ .

Before giving the proof we prove a lemma.

**Lemma 7.3.**

- (a) The SCCs of  $\mathcal{U}(i)$  are the upstream SCCs of  $i$ .
- (b)  $\mathcal{U}(i)$  is the subgraph induced by the union of all upstream SCCs of  $i$ .
- (c) The eigenvalues of the adjacency matrix of  $\mathcal{U}(i)$  are the union (counting multiplicities) of the eigenvalues of all upstream SCCs of  $i$ .
- (d) The Perron eigenvalue  $\rho(i)$  is the maximum of the Perron eigenvalues of the upstream SCCs of  $i$ .

*Proof.* Parts (a) and (b) follow immediately since each SCC is strongly connected.

For parts (c) and (d), the acyclic structure of the condensation of  $\mathcal{U}(i)$  implies that for a suitable ordering of blocks and a compatible ordering of nodes, the adjacency matrix  $B = B(i)$  of  $\mathcal{U}(i)$  is upper block-triangular, see [18, Theorem 4.11]. With such an ordering,

$$B = \begin{bmatrix} B_1 & * & * & \dots & * \\ 0 & B_2 & * & \dots & * \\ 0 & 0 & B_3 & \dots & * \\ \vdots & \vdots & \vdots & \ddots & \vdots \\ 0 & 0 & 0 & \dots & B_r \end{bmatrix} \quad (7.25)$$

where  $r$  equals the number of SCCs of  $\mathcal{U}(i)$ . Now (c) and (d) are obvious.  $\square$

*Proof of Theorem 7.2.* The Perron eigenvalue  $\rho(i)$  of  $\mathcal{U}(i)$  is equal to the Perron eigenvalue of some SCC of  $\mathcal{U}(i)$ . Let  $S$  denote this SCC.  $S$  is obviously irreducible, so  $S$  is  $\rho(i)$ -bounded by (6.24). By The Upstream Principle, node  $i$  is  $\rho(i)$ -bounded, as well. Therefore the branching ratio  $\delta(i)$  of node  $i$  as the limit (3.10) is defined, proving (a). Also  $\delta(i) = \rho(i)$ , proving (c). Finally, (b) follows from Lemma 7.3.  $\square$

**Corollary 7.4.** For any network  $\mathcal{G}$  and node  $i$ , the branching ratio  $\rho(i) = \delta$  if and only if there exist eventually positive polynomials  $P(\ell)$  and  $Q(\ell)$  such that  $Q(\ell)\delta^\ell \leq a_i(\ell) \leq P(\ell)\delta^\ell$  for sufficiently large  $\ell$ .  $\square$

We also deduce a well-known result:

**Corollary 7.5.** The Perron eigenvalue of any non-negative integer matrix is either zero or greater than 1.  $\square$

*Proof.* If the branching ratio is nonzero then  $a_i(\ell) \geq 1$  for all  $\ell$ . So  $a_i(\ell)^{1/\ell} \geq 1$ .  $\square$

## 8 Asymptotics

We have now established the basic properties of the branching ratio, for all networks. We now proceed in a new direction: finding more precise asymptotic expressions for  $a_i(\ell)$  under different hypotheses.

Our main results are:

(a) If  $\mathcal{U}(i)$  is irreducible of period  $h$ , and is not acyclic, then for every  $0 \leq r \leq h - 1$ , there exist  $C_r > 0$ , depending on  $i$ , such that  $a_i(\ell) \sim C_r \rho^\ell$  when  $r = \ell \pmod{h}$ . See Theorem 8.1.

(b) As a corollary, if  $\mathcal{U}(i)$  is irreducible of period 1, and is not acyclic, then there exists  $C > 0$ , depending on  $i$ , such that  $a_i(\ell) \sim C \rho^\ell$ . See Corollary 8.2.

(c) Define  $g$  to be the least common multiple of the periods of those adjacency matrices of the SCCs of  $\mathcal{U}(i)$  that have Perron eigenvalue  $\rho$ . Then there exist eventually positive real polynomials  $R_0(\ell), R_1(\ell), \dots, R_{g-1}(\ell)$  such that  $a_i(\ell) \sim R_s(\ell) \rho^\ell$  where  $s = \ell \pmod{g}$ . See Theorem 8.3.

### 8.1 Asymptotics for Irreducible Adjacency Matrices

We begin with the irreducible case.

**Theorem 8.1.** *Let the adjacency matrix  $A$  of  $\mathcal{G}$  be irreducible with period  $h$  and Perron eigenvalue  $\rho$ . Then there exist constants  $C_r > 0$ , for  $0 \leq r \leq h - 1$ , such that when  $\ell \pmod{h} = r$  then*

$$a_i(\ell) \sim C_r \rho^r$$

*These constants are independent of  $i$ .*

*Proof.* Since  $A$  is irreducible,  $\mathcal{G}$  is strongly connected, so  $\mathcal{U}(i) = \mathcal{G}$  for all  $i$ . The Upstream Principle then implies that the asymptotic behaviour of  $a_i(\ell)$  is the same for all  $i$ . If  $\mathcal{U}(i)$  is acyclic,  $\rho = 0$  and any constants  $C_r > 0$  can be used. Therefore we can assume that  $\mathcal{U}(i)$  is not acyclic.

By (3.17),

$$a_i(\ell) = S_1(\ell) + S_2(\ell)$$

where

$$S_1(\ell) = \sum_{|\lambda|=\rho} (\mathbf{u}^\lambda \cdot B^\ell)_i, \quad S_2(\ell) = \sum_{|\lambda|<\rho} (\mathbf{u}^\lambda \cdot B^\ell)_i$$

For simplicity, write  $\rho(i) = \rho$ . By Theorem 7.2,  $\delta(i) = \rho$ . Therefore  $S_1(\ell)$  does not vanish, because  $S_2(\ell) = o(\rho^\ell)$ . Now  $a_i(\ell) \sim S_1(\ell)$ , and we seek an expression for  $S_1(\ell)$ .

By Theorem 5.2(h), the eigenvalues  $\lambda$  with  $|\lambda| = \rho$  are

$$\lambda = \rho, \zeta \rho, \zeta^2 \rho, \dots, \zeta^{h-1} \rho,$$

and these eigenvalues are simple. Let  $\lambda_k = \zeta^k \rho$  for  $0 \leq k \leq h - 1$ , with eigenvector  $\mathbf{u}^{\lambda_k}$ . Now

$$\mathbf{u}^{\lambda_k} B = \lambda_k \mathbf{u}^{\lambda_k} = \zeta^k \rho \mathbf{u}^{\lambda_k} \quad \text{so} \quad \mathbf{u}^{\lambda_k} B^\ell = \lambda_k^\ell \mathbf{u}^{\lambda_k} = \zeta^{k\ell} \rho^\ell \mathbf{u}^{\lambda_k}$$

Therefore

$$a_i(\ell) \sim S_1(\ell) = \left( \sum_{k=0}^{h-1} \zeta^{k\ell} \mathbf{u}_i^{\lambda_k} \right) \rho^\ell = C_\ell \rho^\ell \quad (8.26)$$

where

$$C_\ell = \sum_{k=0}^{h-1} \zeta^{k\ell} \mathbf{u}_i^{\lambda_k} \in \mathbb{C}$$

However, the non-real eigenvalues  $\lambda_k$  and their eigenvectors  $\mathbf{u}^{\lambda_k}$  occur in conjugate pairs, so actually  $C_\ell$  is real.

Since  $\zeta^h = 1$  we have

$$C_{\ell+h} = \sum_{k=0}^{h-1} \zeta^{k(\ell+h)} \mathbf{u}_i^{\lambda_k} = \sum_{k=0}^{h-1} \zeta^{k\ell} \mathbf{u}_i^{\lambda_k} = C_\ell$$

so  $C_\ell$  depends only on  $\ell \pmod{h}$ . That is, if  $\ell = qh + r$ , where  $0 \leq r \leq h - 1$ , we can define  $C_\ell = C_r$ , and (8.26) remains valid. That is,

$$a_i(\ell) \sim C_r \rho^\ell \text{ where } r = \ell \pmod{h} \quad (8.27)$$

Finally, the  $C_r$  must be positive by (8.27).  $\square$

Example 4.2 shows that when  $h > 1$ , precise asymptotics may need  $h$  different constant factors. In that example these constants are in geometric progression, but Example 4.5 shows that this need not happen.

The period-1 case is worth being stated explicitly:

**Corollary 8.2.** *Let  $\mathcal{G}$  strongly connected of period 1, and let  $\rho$  be its Perron eigenvalue. Then there exists a constant  $C > 0$  such that  $a_i(\ell) \sim C\rho^\ell$  as  $\ell \rightarrow \infty$ .  $\square$*

The constant  $C$  may depend on  $i$ , see for example (1.2). When  $\mathcal{U}(i)$  is acyclic, any  $C$  can be used since  $\rho = 0$ .

## 8.2 Asymptotics for the General Case

The results of Theorem 8.1 do not carry over to the case when  $\mathcal{U}(i)$  is not strongly connected. In general, the constants  $C_r$  must be replaced by eventually positive polynomials in  $\ell$ . Consider, for instance, Example 4.3: there

$$a_1(\ell) = \alpha^\ell \quad a_2(\ell) = \alpha^\ell + \ell\alpha^{\ell-1}\beta$$

and  $\rho = \alpha$ . Here  $a_2(\ell)$  is not asymptotic to  $C\alpha^\ell$  for a constant  $C$ , because

$$\frac{a_2(\ell)}{C\alpha^\ell} = \frac{\alpha^\ell + \ell\alpha^{\ell-1}\beta}{\beta} C\alpha^\ell = \frac{1}{C} + \ell \frac{\beta}{C\alpha}$$

which does not tend to 1 as  $\ell \rightarrow \infty$  (unless  $\beta = 0$ , which was explicitly ruled out).

We now derive the general form of the asymptotics of  $a_i(\ell)$  when  $\mathcal{U}(i)$  is not acyclic. Again, if  $\mathcal{U}(i)$  is acyclic then  $a_i(\ell) = 0$  for large  $\ell$ .

## Preliminary Remarks

Before embarking on a precise analysis, we comment on the kind of theorem that we should expect.

The upstream subnetwork  $\mathcal{U}(i)$  is induced by all upstream SCCs. The Perron eigenvalue  $\rho(i)$  is the maximum of the Perron eigenvalues of those SCCs. The block upper triangular form of the adjacency matrix suggests that only those SCCs whose Perron eigenvalue is equal to this maximum affect the dominant asymptotics.

Any SCC has an irreducible adjacency matrix, so the branching ratios for these SCCs all equal  $\rho(i)$ , which we now write as just  $\rho$ .

We know that for the irreducible case,  $a_i(\ell)$  is asymptotic to  $P_k(\ell)\rho^\ell$  for polynomials  $P_k$ , where  $k \equiv \ell \pmod{h}$  and  $h$  is the period.

Consider the simple case of a network in which node  $i$  forms a single SCC, with inputs from two other SCCs, say  $\mathcal{H}_1$  and  $\mathcal{H}_2$ , whose tails are  $j_1, j_2$ . See Fig. 10.

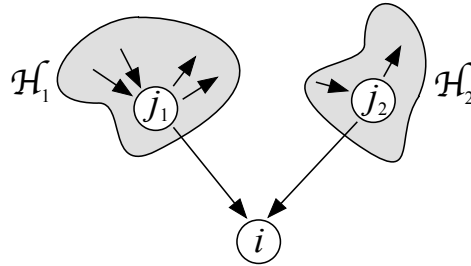


Figure 10: Node with two upstream SCCs.

Suppose that  $\mathcal{H}_1$  has period  $h_1$  and  $\mathcal{H}_2$  has period  $h_2$ . Any walk terminating at  $i$  lies entirely within one of  $\mathcal{H}_1, \mathcal{H}_2$ , except for the final edge to vertex  $i$ . Therefore

$$a_i(\ell) = a_{j_1}^1(\ell - 1) + a_{j_2}^2(\ell - 1)$$

where, for  $m = 1, 2$ , the quantity  $a_{j_m}^m(\ell)$  is the number of walks of length  $\ell$  in  $\mathcal{H}_m$  terminating at  $j_m$ . Now,

$$a_{j_m}^m(\ell) \sim P_k^m(\ell)\rho^\ell$$

where the polynomials  $P_k^m$  depend on  $k \equiv \ell \pmod{h_m}$ . Therefore

$$a_i(\ell) \sim (P_{k_1}^1(\ell) + P_{k_2}^2(\ell))\rho^\ell$$

where  $k_1$  depends on  $\ell \pmod{h_1}$  and  $k_2$  depends on  $\ell \pmod{h_2}$ . The sum of these two polynomials therefore depends on  $\ell \pmod{g}$ , where  $g = \text{lcm}(h_1, h_2)$ .

This situation is perhaps the simplest example where two different upstream SCCs input to a given node. It suggests that in general we should have asymptotic estimates of the form

$$a_i(\ell) \sim R_k(\ell)\rho^\ell$$

where the polynomials  $R_k$  depend on  $k = \ell \pmod{g}$ , where  $g$  is the *least common multiple* of the periods of the SCCs with Perron eigenvalue  $\rho$ .

## Statement and Proof for General Case

We now prove that this heuristic gives the correct result.

**Theorem 8.3.** *Let  $\mathcal{G}$  be any network, let  $i$  be a fixed but arbitrary node, and let the Perron eigenvalue of  $\mathcal{U}(i)$  be  $\rho$ . Define  $g$  to be the least common multiple of the periods of those adjacency matrices of the SCCs of  $\mathcal{U}(i)$  that have Perron eigenvalue  $\rho$ . Then there exist eventually positive real polynomials  $R_0(\ell), R_1(\ell), \dots, R_{g-1}(\ell)$  such that*

$$a_i(\ell) \sim R_s(\ell)\rho^\ell \quad \text{where } s = \ell \pmod{g}.$$

*These polynomials may depend on  $i$  but are the same for all nodes in the same SCC of  $\mathcal{G}$ .*

*Proof.* Let  $\rho$  be the Perron eigenvalue of  $\mathcal{U}(i)$ . Let the SCCs of  $\mathcal{G}$  that are contained in  $\mathcal{U}(i)$  be  $\mathcal{H}_1, \dots, \mathcal{H}_t$ . Then  $\rho(j) = \rho(k)$  whenever  $j$  and  $k$  belong to the same SCC  $\mathcal{H}_s$ . Define  $\rho(\mathcal{H}_s) = \rho(j)$  for any such  $j$ . Then

$$\rho = \max\{\rho(\mathcal{H}_s) : 1 \leq s \leq t\}$$

Define  $T \subseteq \{1, \dots, t\}$  by

$$T = \{s : \rho(\mathcal{H}_s) = \rho\}$$

This is the set of (indices of) SCCs of  $\mathcal{U}(i)$  with Perron eigenvalue equal to  $\rho$ .

We show that it is these SCCs that determine the asymptotics of  $a_i(\ell)$ .

Number the  $\mathcal{H}_s$  so that  $\mathcal{H}_{s_1}$  being upstream from  $\mathcal{H}_{s_2}$  implies that  $s_2 \geq s_1$ . That is, the only edges with source in  $\mathcal{H}_{s_1}$  have targets in  $\mathcal{H}_{s_2}$  where  $s_2 \geq s_1$ . Let the period of  $\mathcal{H}_s$  be  $h_s$ .

If  $B$  is the adjacency matrix of  $\mathcal{U}(i)$  then, ordering nodes in successive blocks according to their SCCs  $\mathcal{H}_s$  as in Lemma 7.3,  $B$  is block upper triangular as in (7.25), where the block  $B_s$  is the adjacency matrix of  $\mathcal{H}_s$ .

By Lemma 7.3 the eigenvalues of  $B$  are the union of those of the  $B_s$ . Moreover, the block  $B_s$  corresponds to the subspace  $V_s$  spanned by node basis vectors  $\mathbf{e}_i$  such that node  $i$  belongs to  $\mathcal{H}_s$ . Let  $d_s = \dim V_s$ . By Lemma 3.6,

$$a_i(\ell) = (\mathbf{u} \cdot B^\ell)_i = \sum_{\lambda} (\mathbf{u}^\lambda \cdot B^\ell)_i = \sum_{\lambda} P_{i\lambda}(\ell)\lambda^\ell \tag{8.28}$$

for suitable (complex) polynomials  $P_{i\lambda}(\ell)$ .

By Proposition 3.12 and Theorem 8.1,  $a_i(\ell) \geq C\rho^\ell$  for some  $C > 0$ . (Choose  $C$  to be the minimum of the constants  $C_r$ .) This implies that the dominant terms in (8.28), which determine the asymptotics, are those for which  $|\lambda| = \rho$ . Moreover, those terms have nonzero sum, since otherwise  $a_i(\ell) = o(\rho^\ell)$ . Therefore

$$a_i(\ell) \sim \sum_{|\lambda|=\rho} P_{i\lambda}(\ell)\lambda^\ell.$$

The only eigenvalues  $\lambda$  with  $|\lambda| = \rho$  are those that occur for the block matrices  $B_s$  with  $s \in T$ . By Theorem 5.2(h) these are

$$\zeta_s^m \rho \quad (0 \leq m < h_s)$$

where  $\zeta_s = e^{2\pi i/h_s}$ . Therefore

$$a_i(\ell) \sim \sum_{|\lambda|=\rho} P_{i\lambda}(\ell) \lambda^\ell = \sum_{s \in T} \sum_{m=0}^{h_s-1} P_{i, \zeta_s^m \rho}(\ell) (\zeta_s^m \rho)^\ell$$

Now

$$P_{i, \zeta_s^m \rho}(\ell) (\zeta_s^m \rho)^\ell = \zeta_s^{m\ell} P_{i, \zeta_s^m \rho}(\ell) \rho^\ell$$

Let

$$Q_{im}^s(\ell) = \zeta_s^{m\ell} P_{i, \zeta_s^m \rho}(\ell)$$

Then

$$a_i(\ell) \sim \left( \sum_{s \in T} \sum_{m=0}^{h_s-1} Q_{im}^s(\ell) \right) \rho^\ell.$$

Each polynomial  $Q_{im}^s(\ell)$  depends only on  $\ell \pmod{h_s}$ . Therefore the sum over all  $s \in T$  depends only on  $\ell \pmod{g}$ , where  $g = \text{lcm}(h_s)$ . That is, there are polynomials  $R_0(\ell), \dots, R_{g-1}(\ell)$ , such that

$$a_i(\ell) \sim R_k(\ell) \rho^\ell \quad \text{where } k \equiv \ell \pmod{g} \quad (8.29)$$

We can assume these polynomial are real by taking real parts. Since  $a_i(\ell) > 0$ , equation (8.29) implies that the  $R_k$  are eventually positive.

The Upstream Principle implies that these polynomials are the same for all nodes  $i, j$  in the same SCC of  $\mathcal{G}$ , because  $\mathcal{U}(i) = \mathcal{U}(j)$  in this case. □

Example 4.3 shows that in general we cannot make all  $R_s(\ell)$  equal.

## References

- [1] A. Abdi and N. Olver. *MA 431 Spectral Graph Theory*, [ahmadabdi.com/ma431/Lecture.1.pdf](http://ahmadabdi.com/ma431/Lecture.1.pdf).
- [2] D. Angluin. Local and global properties in networks of processors, *Proceedings of the Twelfth Annual ACM Symposium on Theory of Computing (STOC '80)*, Association for Computing Machinery 1980, 82–93.
- [3] E.A. Bender. Asymptotic methods in enumeration, *SIAM Rev.* **16** (1974) 485–515.
- [4] C. Berge. *Graphs and Hypergraphs*, North-Holland, Amsterdam 1973.



- [5] P. Boldi, S. Shammah, S. Vigna, B. Codenotti, P. Gemmel, and J. Simon. Symmetry Breaking in Anonymous Networks: Characterizations. *Proceedings of ISTCS*, page 16–26, 1996.
- [6] P. Boldi and S. Vigna. Computing Vector Functions on Anonymous Networks. *Proceedings of the Sixteenth Annual ACM Symposium on Principles of Distributed Computing*, page 277, 1997.
- [7] P. Boldi and S. Vigna. Fibrations of graphs, *Discrete Math.* **243** (2002) 21–66.
- [8] P. Boldi and S. Vigna. Universal dynamic synchronous self-stabilization, *Distributed Computing* **15** (2002) 137–153. Springer.
- [9] Z.I. Borevič and I.R. Šafarevič. *Number Theory*, Academic Press, New York 1966.
- [10] R. Bronson. *Matrix Methods: An Introduction*, Academic Press, New York 1970.
- [11] R.A. Brualdi and H.J. Reiser. *Combinatorial Matrix Theory*, Cambridge University Press, Cambridge 1992.
- [12] R.A. Brualdi. Spectra of digraphs, *Lin. Alg. & Appl.* **432** (2010) 2181–2213.
- [13] F. Buckley and F. Harary, *Distance in Graphs*, Addison Wesley, Reading 1990.
- [14] S.K. Butler. *Eigenvalues and Structures of Graphs*, PhD Thesis, U. California San Diego 2008.
- [15] G. Frobenius. Ueber Matrizen aus nicht negativen Elementen, *Sitz. Königlich Preuss. Akad. Wiss.* (May 1912) 456–477.
- [16] F.R. Gantmacher. *The Theory of Matrices* vol. 2, AMS Chelsea Publishing, New York 2000.
- [17] C. Godsil and G.F. Royle. *Algebraic Graph Theory*, Graduate Texts in Math. **207**, Springer, New York 2001.
- [18] M. Golubitsky and I. Stewart. *Dynamics and Bifurcation in Networks*, SIAM, Philadelphia 2023.
- [19] J.E. Humphreys. *Introduction to Lie Algebras and Representation Theory*, Graduate Texts in Math. **9**, Springer, New York 1972.
- [20] B. Kitchens. *Symbolic Dynamics*, Springer, Berlin 1998.
- [21] P. Lancaster and M. Tismenetsky. *The Theory of Matrices*, Academic Press, Orlando 1985.
- [22] S. Lang. *Algebraic Number Theory*, Springer, New York 2000.
- [23] I. Leifer, F. Morone, S.D.S. Reis, J.S. Andrade Jr., M. Sigman, and H.A. Makse. Circuits with broken fibration symmetries perform core logic computations in biological networks, *PLOS Comp. Biol.* **16** 1007776 (2020).
- [24] D. Lind. The entropies of topological Markov shifts and a related class of algebraic integers, *Ergodic Theory Dyn. Sys.* **4** (1984) 283–300.
- [25] H.A. Makse, P. Boldi, F. Sorrentino, and I. Stewart, *Symmetries of Living Systems*, Cambridge University Press, to appear 2025.
- [26] C. Meyer. *Matrix Analysis and Applied Linear Algebra*, SIAM, Philadelphia 2000.

- [27] F. Morone, I. Leifer, and H.A. Makse. Fibration symmetries uncover the building blocks of biological networks, *Proc. Nat. Acad. Sci.* **117** (2020) 8306–8314.
- [28] F. Morone and H.A. Makse. Symmetry group factorization reveals the structure-function relation in the neural connectome of *Caenorhabditis elegans*, *Nature Communications* (2019) **10** 4961; doi: 10.1038/s41467-019-12675-8.
- [29] O. Perron. Zur Theorie der Matrices, *Math. Ann.* **64** (1907) 248–263.
- [30] A.J. Schwenk. Computing the characteristic polynomial of a graph, in: R.A. Bari and F. Harary (eds.), *Graphs and Combinatorics*, Lect. Notes Math. **406**, Springer, Berlin 1974, 153–172.
- [31] I. Stewart. The lattice of balanced equivalence relations of a coupled cell network, *Math. Proc. Camb. Phil. Soc.* **143** (2007) 165–183.
- [32] W.T. Tutte. *Graph Theory*, Encyclopaedia of Mathematics and Its Applications (ed. G.-C. Rota) **21**, Addison-Wesley, Menlo Park 1984.
- [33] Wikipedia. [en.wikipedia.org/wiki/Perron-Frobenius\\_theorem](https://en.wikipedia.org/wiki/Perron-Frobenius_theorem) (7 June 2024).