

# Extracting more information from entropy

L. Araque<sup>1</sup> and W. Barreto<sup>2,3</sup>

<sup>1</sup>*Departamento de Física, Escuela de Ciencias, Núcleo de Sucre, Universidad de Oriente, Cumaná, Estado Sucre, Venezuela*

<sup>2</sup>*Centro de Ciências Naturais e Humanas, Universidade Federal do ABC, Av. dos Estados 5001, CEP 09210-580, Santo André, São Paulo, Brazil*

<sup>3</sup>*Centro de Física Fundamental, Facultad de Ciencias, Universidad de Los Andes, Mérida, Estado Mérida, Venezuela*

We extract the complex frequency of the lowest quasi-normal mode from the holographically computed entropy density near thermodynamic equilibrium. The system consists of a purely thermal Supersymmetric Yang-Mills  $\mathcal{N} = 4$  plasma in homogeneous isotropization dynamics. The initial state is far-from-equilibrium, proceeding to thermalization over time. The system evolves to equilibrium entropy forming a stairway pattern. The analysis reveals that the rate of increase of the stairway is twice the decay rate of the lowest quasi-normal mode. This leads us to propose a model explaining how this information is encoded in entropy. The model is extended to consider finite temperature, R-charge density and scalar condensate of the medium, disclosing an additional feature. The system's main dissipation channel may shift to one driven by the scalar condensate, depending on the chemical potential.

## I. INTRODUCTION

Developments in Quantum Gravity and Quantum Information are advancing rapidly in multiple directions to unveil and unify the concept of entropy, as is being accomplished with quantum entanglement. In that sense, it is instrumental the black hole thermodynamics [1] via holographic gauge-gravity duality [2]-[5], where entropy is well-defined and extensively studied. Holographic duality came up to connect Fluid Dynamics, High Energy Physics, Nuclear Physics, General Relativity and Condensed Matter, among other areas [6].

Recently was reported a stairway to equilibrium entropy [7] for the 1RCBH model, which has a critical point in its conformal phase diagram defined at finite temperature and R-charge density. The evolution of the non-equilibrium entropy in a homogeneous isotropization dynamics, as well as the pressure anisotropy and the scalar condensate of the medium were computed. For all analyzed initial data, there forms a periodic sequence of several close plateaus near thermodynamic equilibrium, creating a stairway pattern in the entropy density. The stairway step in time (tread and raiser) has a period which is a half the period of oscillations of the lowest quasi-normal mode (QNM) of the system. Nothing was said in that work about the rate of the increasing entropy in the form of stairway. For the particular case of purely thermal Supersymmetric Yang-Mills (SYM)  $\mathcal{N} = 4$  plasma at zero R-charge density and vanishing scalar condensate, was found that the period of the stairway is half the period of oscillations of the lowest QNM associate to the late time equilibration of the pressure anisotropy of the fluid, while at finite chemical potential the lowest QNM of the system is associated to the late time equilibration of the scalar condensate.

After a careful revision, in this brief note we report additional features for the well studied homogeneous isotropization dynamics [8], [9], [10], [7]. We go further in trying to understand an unexpectedly complex and subtle system. In order to study more deeply that system and gain

insight, here we start with the stairway to the equilibrium entropy (for the purely thermal SYM  $\mathcal{N} = 4$  plasma), with the numerical solver output data of [7]. For that reason, the equations (and algorithms to solve them) are not presented here. Close to equilibrium, the structured data is periodic and increasing in time for any initial data that was considered and evolved. We extract the information which characterizes the stairway, resulting equal to twice the real and imaginary parts of the well known complex frequency of the lowest quasi-normal mode for the pressure anisotropy. This leads us to propose a model that allows obtaining the stairway from the pressure anisotropy. We extend the analysis to consider finite temperature, R-charge density and scalar condensate of the medium, besides pressure anisotropy. We find that the channel of dissipation may change in time, depending on the chemical potential. We also use here the natural units where  $c = \hbar = k_B = 1$ .

## II. EXTRACTION

Our starting point is the entropy density,  $s$ , as computed holographically in [7] (we changed slightly the notation) and displayed here in figure 1 (we choose one initial condition to illustrate the procedure). Defining

$$S \equiv \ln \left\{ \frac{s_{\text{eq}}}{s_{\text{eq}} - s} \right\}, \quad (1)$$

where  $s_{\text{eq}}$  is the equilibrium entropy density and  $s$  is the Bekenstein-Hawking entropy density calculated for the apparent horizon, we plot in figure 2 the stairway to the entropy density equilibrium,  $S$ . The periodicity of the stairway and the increasing rate is clearly displayed. The referential dashed lines have slopes that are twice 8.64 and are shifted to be tangents to the stairway by above and below. As was established in [7] the period of the stairway for this specific case is  $\approx 0.32$  which corresponds to twice the angular frequency 9.81. The pair of numerical values  $(9.81, 8.64)/\pi \approx$

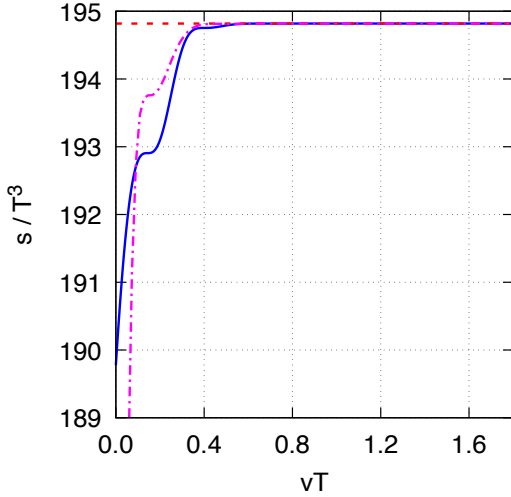


FIG. 1. Evolution of dimensionless non-equilibrium entropy density (blue line) as computed in Ref. [7] using initial data (IC 4) given by Eq. (37) and parameters specified in Table I (with  $Q = 0$ ). Observe that apparently there are no news beyond  $vT \approx 0.6$ . The red dashed line corresponds to the equilibrium dimensionless entropy density. The magenta dot-dashed line is the fit given by Eq. (5).

(3.12,2.75) corresponds to the well known lowest QNM for the purely SYM case [11], [12]. Now, we define

$$P \equiv \frac{\Delta p}{\epsilon}, \quad (2)$$

where  $\Delta p$  is the pressure anisotropy and  $\epsilon$  the energy density [7]. In the interval of extraction the stairway plateau is not in phase with zero pressure anisotropy, as displayed in figure 3.

### III. EXPLANATION

At least in the linear regime (assumed close to equilibrium) and on the basis of the extraction, we were led to propose effectively

$$\frac{d\hat{s}}{d\tau} = \mathcal{K} P^2, \quad (3)$$

where  $\hat{s} = s/T^3$ ,  $\tau = vT$  and  $\mathcal{K}$  a constant to be determined. Fitting  $P$ , given by

$$P = A e^{-a\tau} \sin(b\tau + B), \quad (4)$$

to the computed holographically data, we get  $A = 30.0$  and  $B = 1.65$ . It is worth to observe that based on the previous section, we have used  $a = 8.64$  and  $b = 9.81$ . The magenta curve in figure 3 represents this fit. Integrating (3) we obtain

$$\hat{s} = \hat{s}_0 + \frac{K(\tau)}{4}, \quad (5)$$

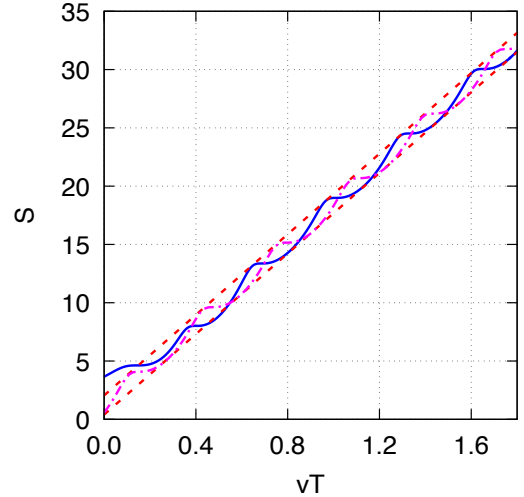


FIG. 2.  $S$  (blue line) as a function of time (the stairway), for the same initial condition and parameters informed in Fig. 1. Observe that before  $vT \approx 0.6$  the fluid is far-from-equilibrium, possibly in a non-linear regime. Close to equilibrium the fluid enter in the lowest channel guided by the red dashed lines (each with slope twice 8.64). The magenta dot-dashed line is the modeled dimensionless entropy density given by Eq. (5).

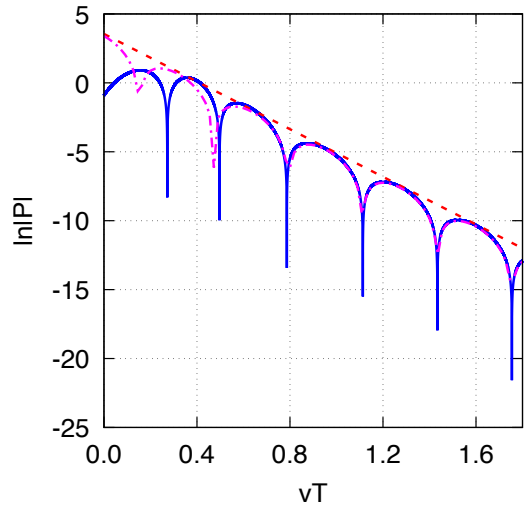


FIG. 3.  $\ln|P|$  (blue line) as a function of time, for the same initial condition and parameters informed in Fig. 1. Observe that the pressure anisotropy in its way to equilibrium behaves like a QNM with complex frequency  $9.81 - i8.64$ . The red dashed line is referencial and has slope  $-8.64$ . The magenta dot-dashed line is the fit given by Eq. (4).

where the area is given by

$$K(\tau) = \frac{\mathcal{K} A^2}{(a^2 + b^2)} e^{-2a\tau} \times \left\{ a \cos[2(b\tau + B)] - b \sin[2(b\tau + B)] - \frac{1}{a} \right\}. \quad (6)$$

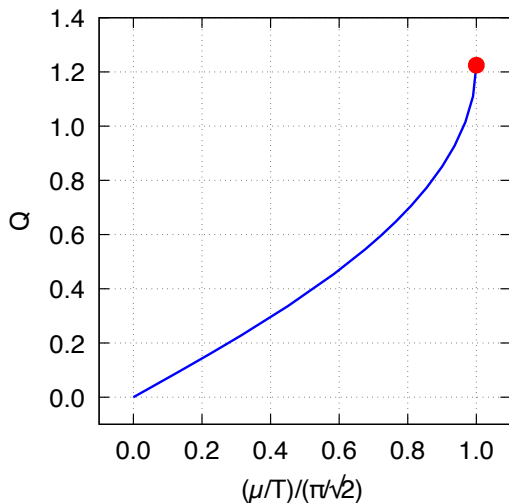


FIG. 4. Black hole charge  $Q$  as a function of the normalized  $\mu/T$ . The red point represents the critical point at  $\mu/T = \pi/\sqrt{2}$ .

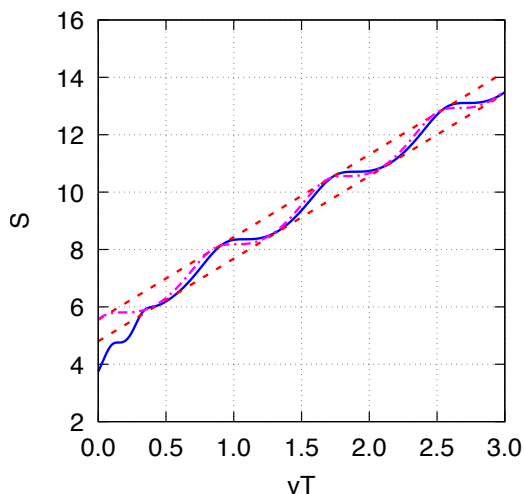


FIG. 5.  $S$  (blue line) as a function of time (the stairway), for the same initial condition and parameters informed in Fig. 1, but now for  $\mu/T = \pi/\sqrt{2}$ . The magenta dot-dashed line is the modeled dimensionless entropy density given by Eq. (5), but now using Eq. (7). For this plot the fitting parameters are  $A = 4.95$ ,  $B \approx -0.70$ ,  $\mathcal{K} \approx 0.30$ , considering the extracted values of the lowest complex frequency of the singlet channel  $3.81 - i1.44$  [10]. Each red dashed line has slope twice 1.44.

Using the correspondent equilibrium value for  $\hat{s}_0$  we get  $\mathcal{K} \approx \pi$ . The magenta curve in figures 1 and 2 represents the modeled entropy density and stairway, respectively. Observe that the modeled stairway is not in phase with the holographic computed curve (in blue). To be in phase is required an additive phase of  $\approx 1.2$ . Thus, our model explain the stairway structure but not its phase deficit/excess, possibly of non-linear origin. The linear response can be obtained also from a perturbative analysis [13], but here we got it from data analysis.

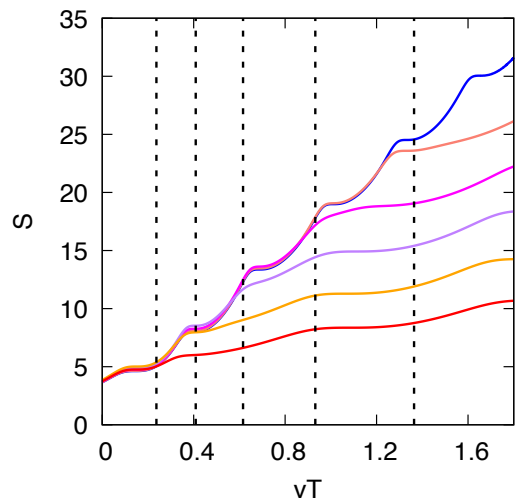


FIG. 6. Stairway  $S$  as a function of time, for the same initial condition and parameters informed in Fig. 1, but now for different values of  $\mu/T$ : 0.00 (blue); 0.50 (salmon); 1.00 (magenta); 1.50 (purple); 2.00 (orange); including the value for the critical point,  $\mu/T = \pi/\sqrt{2} \approx 2.22$  (red). The vertical dashed lines indicate the time in which  $\ln|\Phi| > \ln|P|$ .

#### IV. EXTENSION

Now we consider the model 1RCBH [7]. Keeping things as simple as possible, we define

$$\Phi \equiv \frac{\Delta\phi}{T^2}, \quad (7)$$

where  $\Delta\phi = \langle O_\phi \rangle - \langle O_\phi \rangle_{\text{eq}}$ , being  $\langle O_\phi \rangle$  the scalar condensate; the extra subscript stands for equilibrium. In this model we have a phase diagram with a critical point, as illustrated in figure 4.  $Q(\mu/T) = 0$  is the particular case considered in sections II and III, that is, purely SYM with zero R-charge density and zero scalar condensate. For the same initial condition we consider now other chemical potentials  $\mu/T$ , including the value for the critical point. Figure 5 shows the stairway computed holographically for the critical point,  $\mu/T = \pi/\sqrt{2}$ , and the stairway modeled using the fitting parameters for  $\Phi$ . Observe that the phase shift between stairways is less and negative in comparison with the phase shift for the pressure anisotropy (see figure 2). Figure 6 shows transient features not studied in [7], that is, the change of the increasing rate of the stairway for the same initial condition and different values of chemical potential. It is clear that the model implemented for the pressure anisotropy in section III can be applied to the scalar condensate *anisotropy* given by Eq. (7). But why this change in the stairway design? It can be inferred from each stairway to equilibrium entropy, that the time in which the increasing rate changes is marked by the time in which the pressure anisotropy cross (to be less than) the scalar condensate anisotropy. A practical implementation of this is considering  $\ln|\Phi| > \ln|P|$ . We confirm that by means of the estimated crossing times (from the anisotropies data computed

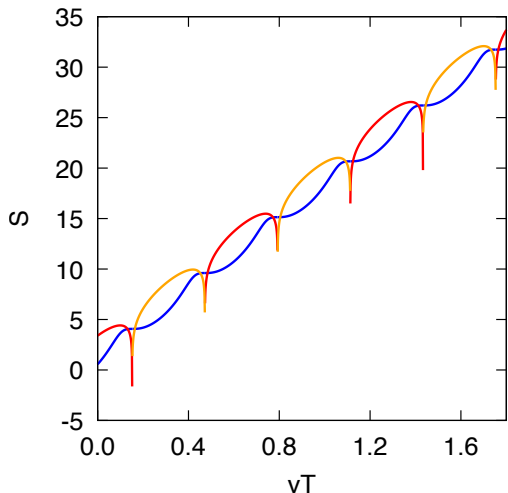


FIG. 7. Modeled stairway  $S$  (blue curve) as a function of time, for the same initial condition and parameters informed in Fig. 1. For this plot the fitting parameters are  $A = 30.0$ ,  $B = 1.65$ ,  $\mathcal{K} = \pi$ , considering the extracted values of the lowest complex frequency of the quintuplet channel  $b - ia = 9.81 - i8.64$  [10]. The superposed segments correspond to  $2a\tau + \ln|A \sin(b\tau + B)|$ :  $P > 0$  (red) and  $P < 0$  (orange). Each plateau of the stairway begins to form when  $|P|$  isotropizes and begins to rise when  $|P|$  anisotropizes.

holographically) represented by the vertical lines in figure 6. It is interesting to note that even far-from-equilibrium this picture works.

## V. CONCLUSIONS

In this work we analyze in more detail the stairway to equilibrium entropy for the homogeneous isotropization dynamics of the top-down 1RCBH holographic model as computed in [7].

We extract from the entropy density the lowest QNMs of the system, which are the well-known complex frequencies in the literature. In fact, the stairway encoded twice the lowest QNM associated to the singlet channel and to the quintuplet channel [10], depending on the chemical potential and the action of time. We propose a model to explain the stairway structure for any chemical potential, including the critical point of the phase diagram. Our linear model

does not explain the phase deficit/excess in the stairway, but the holographic duality let us estimate that phase shift. Our findings demonstrate that the system's main dissipation channel may shift to one driven by the scalar condensate, depending on the chemical potential.

Our linear model (which is valid only close to equilibrium) brings us the opportunity to explain the plateaus formation and the rate of entropy rise. If we consider isotropization as the anisotropy tendency to be zero, each plateau is formed when the system transiently isotropizes. That is, the entropy production tends to zero when dissipation (anisotropy) tends to zero as well. In turn, the entropy production tends to maximum when the anisotropy tends to an extremum. This is illustrated in figure 7. The same is true for the stairway associated to the scalar condensate. From the gravitational dual point of view, when a plateau is forming there is not gravitational or scalar radiation flux to the black hole. In this sense, Eq. (3) resembles the power radiated at time  $\tau$  across the horizon area of the black hole [14]. When the system transiently goes to maxima (minima) anisotropy, the entropy production has its maximum rate. Thus, isotropy is isentropic and anisotropy is dissipative [15]. Far-from-equilibrium, the mechanism to isotropize (anisotropize) the system seems to be possibly similar to a channel of QNM. Also the nonlinear evolution regime deserves more attention to explain the symmetry breaking in plateaus and phase shift with respect zeros of the QNM.

Here we went further getting more information from entropy or from pressure (scalar condensate) anisotropy. In fact, as stated in [7], one can predict general features of one observable by knowing the other. We believe this analysis could be extended to consider other models in future studies.

## ACKNOWLEDGMENTS

We thanks Rômulo Rougemont, Carlos Peralta and Beltrán Rodríguez for reading the first version of the manuscript. WB thanks FAPESP, Research Projects Program, under grant 2022/02503-9 and acknowledge the financial support by National Council for Scientific and Technological Development (CNPq) under grant number 407162/2023-2. Also thanks to the *Central de Computação Multiusuário* (CCM) at UFABC, for support using the clusters *Titânio* and *Carbono*.

- 
- [1] E. Witten, *Introduction to Black Hole Thermodynamics*, arXiv: 2412.16795 [hep-th].
- [2] J. Maldacena, *The Large N Limit of Superconformal Field Theories and Supergravity*, Adv. Theor. Math. Phys. 2, 231 (1998), arXiv: hep-th/9711200.
- [3] S. Gubser, I. Klebanov, A. Polyakov, *Gauge Theory Correlators from Non-Critical String Theory*, Phys. Lett. B 428, 105 (1998), arXiv: hep-th/9802109.
- [4] E. Witten, *Anti De Sitter Space And Holography*, Adv. Theor.

- Math. Phys. 2, 253 (1998), arXiv: hep-th/9802150.
- [5] E. Witten, *Anti-de Sitter Space, Thermal Phase Transition, And Confinement In Gauge Theories*, Adv. Theor. Math. Phys. 2, 505 (1998), arXiv: hep-th/9803131.
- [6] M. Natsuume, *AdS/CFT Duality User Guide*, arXiv: 1409.3575 [hep-th].
- [7] R. Rougemont, W. Barreto, *Stairway to equilibrium entropy*, Phys. Rev. D 109, 126009 (2024), arXiv: 2402.04529 [hep-th].
- [8] P. Chesler, L. Yaffe, *Horizon formation and far-from-*

- equilibrium isotropization in supersymmetric Yang-Mills plasma*, Phys. Rev. Lett. 102, 211601 (2009), arXiv: 0812.2053 [hep-th].
- [9] W. van der Schee, *Gravitational collisions and the quark-gluon plasma*, Ph. D. thesis, Utrecht U. (2014), arXiv: 1407.1849 [hep-th].
- [10] R. Critelli, R. Rougemont, J. Noronha, *Homogeneous isotropization and equilibration of a strongly coupled plasma with a critical point*, JHEP 12, 029 (2017), arXiv: 1709.03131 [hep-th].
- [11] A. Starinets, *Quasinormal modes of near extremal black branes*, Phys. Rev. D 66, 124013 (2002), arXiv: hep-th/0207133.
- [12] P. Kovtun, A. Starinets, *Quasinormal modes and holography*, Phys. Rev. D 72, 086009 (2005), arXiv: hep-th/0506184.
- [13] This was communicated by Lorenzo Gavassino to the authors of [7].
- [14] W. Barreto, *Extended two-dimensional characteristic framework to study nonrotating black holes*, Phys. Rev. D 90, 024055 (2014), arXiv: 1407.1716 [gr-qc].
- [15] L. Herrera, A. Di Prisco, J. Ospino, *Irreversibility and gravitational radiation: A proof of Bondi's conjecture*, Phys. Rev. D 109, 024005 (2024), arXiv: 2401.05959 [gr-qc].