

Symmetric quantum computation

Davi Castro-Silva* Tom Gur* Sergii Strelchuk†

January 3, 2025

Abstract

We introduce a systematic study of *symmetric quantum circuits*, a restricted model of quantum computation where the restriction is symmetry-based. This model is well-adapted for studying the role of symmetries in quantum speedups, and it extends a powerful notion of symmetric computation studied in the classical setting.

We show that symmetric quantum circuits go beyond the capabilities of their classical counterparts by efficiently implementing key quantum subroutines such as amplitude amplification and phase estimation, as well as the linear combination of unitaries technique. In addition, we consider the task of symmetric state preparation and show that it can be performed efficiently in several interesting and nontrivial cases.

1 Introduction

“Symmetry, as wide or as narrow as you may define its meaning, is one idea by which man through the ages has tried to comprehend and create order, beauty, and perfection.”

—Hermann Weyl

Many important computational problems possess rich groups of symmetries under which they are invariant. In the context of machine learning, the classification of images from a data set into either “cat pictures” or “dog pictures” should be indifferent to the translation or rotation of pixels in those images. Problems that are defined over abstract data structures – such as graph problems in combinatorial optimisation – will likewise be invariant with respect to the intrinsic symmetries of those data structures. Physics provides another rich stream of problems for which symmetry considerations are essential; in fact, the invariance of physical processes under certain special transformations forms the basis of several physical theories.

Time and again it is crucial to incorporate information about the symmetries of the problems when designing efficient algorithms to solve them. In the words of Bronstein, Bruna, Cohen and Veličković [Bro+21]: “Exploiting the known symmetries of a large system is a powerful and classical remedy against the curse of dimensionality”; this remedy has been applied with great success in all three areas mentioned above, as well as several others.

*University of Cambridge

†University of Oxford

In the area of machine learning, such considerations have sparked the nascence of the field of geometric deep learning, where symmetries are incorporated as geometric priors into the learning architectures so as to improve trainability and generalisation performance [Bro+21]. In the area of combinatorial optimisation, the symmetries of semidefinite programs are exploited in order to block-diagonalise their formulations so as to greatly reduce the dimension of the resulting program [Bac+12]. In the fields of sublinear algorithms and property testing, the richness of the automorphism group of the problem often determines its complexity [KS08]. Throughout physics, symmetry-preserving ansätze are used as starting points when searching for solutions to a complex problem [Sko+23].

The main intuition underlying all the applications above is simple: by taking the symmetries of a computational problem into account when searching for its solution, one can vastly reduce the effective dimension of the search space without impacting the quality of the solution. As such, having a plenitude of symmetries emerges as one general property which indicates the possibility of efficient algorithms; the search for such general principles indicating whether a computational problem admits efficient algorithms or not is a principal goal of complexity theory and algorithm design.

This paper is concerned with *quantum computing* and its relative power when compared to classical computers. A central challenge in quantum computing is to discern which types of problems allow for quantum algorithms that substantially outperform classical ones, and the identification of general characteristics which either permit or prevent such quantum advantage is of primary importance. It is then natural to consider which types of symmetry in the computational problem impact – either positively or negatively – the possibility for quantum advantage. This is the main question behind our work.

Our first contribution is to introduce the framework of *symmetric quantum circuits*, which formally characterises what we mean by performing a symmetric computation on a quantum computer. In this framework we require the symmetries of the problem to be respected by the quantum circuits that solve it. We argue that this formal setting is well suited for determining the role of symmetries in either permitting or preventing quantum advantage. Note that, as an abundance of symmetries is helpful in designing both classical *and* quantum algorithms, it is a subtle and intriguing question whether it contributes to quantum advantage (see [Aar22] for a discussion on a related point).

We then study the power of symmetric quantum computation, proving several results that showcase the (somewhat surprising) strength of our computational paradigm. To explain those results, we first give an informal description of our model for symmetric quantum circuits.

1.1 Symmetric quantum circuits

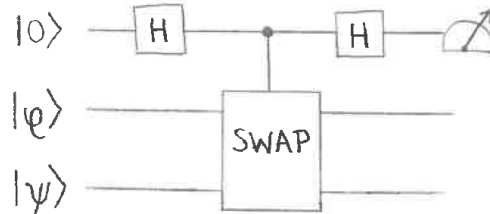
Suppose we are dealing with a symmetry group Γ which acts on a finite set X . For instance, X could be a set of labels for some collection of objects and Γ could be the permutation group \mathcal{S}_X ; being symmetric under Γ means that the problem is invariant under any relabelling of the objects. Another important example concerns *graph properties* – such as connectedness, triangle-freeness and 3-colourability. These are properties that depend only on the abstract structure

of the graph, and not on its representation; in such cases, we can take X to be all pairs of vertices representing the potential edges in the graph, and Γ to be the permutation of pairs induced by vertex permutations (i.e., graph isomorphisms).

We are interested in computing functions over X which are symmetric with respect to Γ . However, we do not wish to introduce any extraneous breaking of symmetries during the computation, but instead require that the whole computation respect the symmetries of the problem. In other words, we do not rely on *asymmetry* as a computational resource.

To better illustrate our notion of symmetry in circuits, we exemplify it using a simple state discrimination problem: to distinguish whether two single-qubit states $|\phi\rangle, |\psi\rangle \in \mathbb{C}^2$ are equal or have inner product at most $\delta < 1$ (in modulus), under the promise that one of these two cases holds. This task involves only two qubits, and it is naturally symmetric under exchanging the roles of $|\phi\rangle$ and $|\psi\rangle$; we can then take $X = \{1, 2\}$ to label the relevant qubits and take the symmetry group Γ to be \mathcal{S}_2 (the permutation group on two elements).

It is well known that the problem above can be solved with (one-sided) bounded error by the SWAP test proposed in [Buh+01], as shown below:



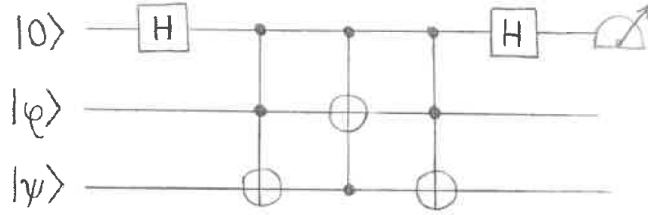
In this circuit, measuring the first qubit produces outcome 1 with probability $\frac{1}{2} - \frac{1}{2}|\langle\phi|\psi\rangle|^2$. This probability is zero if $|\phi\rangle = |\psi\rangle$, and it is at least $\frac{1}{2}(1 - \delta)^2$ if $|\langle\phi|\psi\rangle| \leq \delta$. Thus, the test determines which case holds with one-sided error $\frac{1}{2}(1 + \delta^2)$.

Importantly for us, note that the circuit above is *symmetric* with respect to $\Gamma = \mathcal{S}_2$: since the SWAP gate is symmetric, exchanging the roles of $|\phi\rangle$ and $|\psi\rangle$ does not alter the circuit.¹ This would serve as an illustrative example of a quantum circuit that respects the symmetries of the problem it solves, were it not for one issue: the circuit uses a (controlled) SWAP gate, which is not typically considered to be an elementary gate. Instead, a SWAP gate can be implemented using three CNOT gates, which *are* normally seen as elementary.

Suppose that our gate set includes only single-qubit gates, CNOTs and Toffoli gates. Using the usual implementation of a SWAP gate as three CNOTs, we arrive

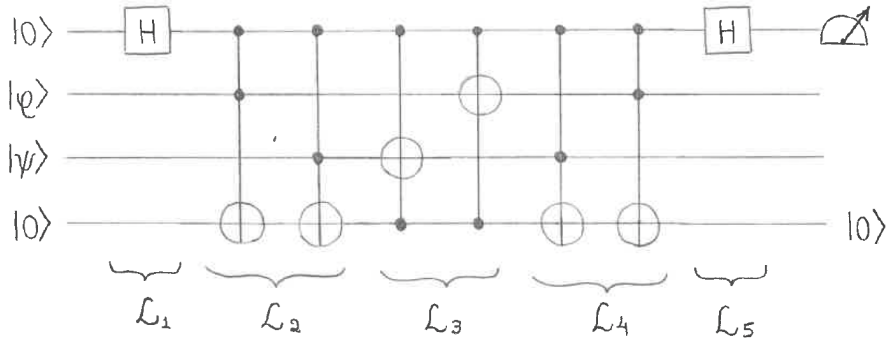
¹This circuit is not symmetric with respect to all qubits, but the symmetry of the problem is only relevant for the “active” qubits labelled by $|\phi\rangle$ and $|\psi\rangle$.

at the following equivalent circuit:



Now we have a problem: even though this last circuit is precisely equivalent to the one we started with, it no longer preserves the same symmetries! Indeed, the wire carrying $|\phi\rangle$ can be distinguished from the one carrying $|\psi\rangle$ because it contains only one “head” of a Toffoli gate.

One might wonder whether it is at all possible to implement the SWAP test symmetrically using our specified gate set. Indeed, this appears to be impossible if we only have access to three wires as above. However, if we allow for an extra ancilla qubit, then one can implement the SWAP test circuit as shown below:



This last circuit implements exactly the same operation as the original SWAP test, but now using an extra ancilla qubit (which is returned to its initial state $|0\rangle$ at the end of the computation). Its gates are grouped into five layers, where the gates inside any given layer commute and thus have no intrinsic order in their implementation. Crucially, this circuit is now symmetric: changing the roles of $|\phi\rangle$ and $|\psi\rangle$ only permutes the Toffoli gates inside each layer; since there is no order of implementation of gates within a layer, this represents an automorphism of the circuit. (For the precise definition of circuit automorphism, see Definition 11.) This example motivates the following notion of symmetry in circuits.

Let X be a finite set and Γ be a symmetry group acting on X . A Γ -*symmetric quantum circuit* will have qubits labelled by the elements of X (the “active qubits”) and additional “workspace qubits” (ancillas) to help with the computation. As usual, the workspace qubits are initialised to $|0\rangle$ while the input to the circuit is encoded in the active qubits. We require the circuit to be *invariant* under the induced action of Γ : any symmetry acting on the active qubits must be extendable to an automorphism of the circuit itself. More precisely, for any $\sigma \in \Gamma$ there must exist a permutation π of the workspace qubits such that permuting the active

(resp., workspace) qubits by applying σ (resp., π) we get an isomorphic circuit, as in the example above.

It is clear that symmetric circuits can only compute symmetric maps, meaning those whose value is unchanged by permutations of the input corresponding to a symmetry in Γ . The reverse direction is more subtle, and it becomes especially hard when the complexity of implementing the circuits is taken into account (which is indeed our goal).

While the notion of symmetric circuits can be defined in a way that is agnostic to the gate set, we will study those equipped with a gate set formed by unbounded-fan-in *threshold gates* together with arbitrary single-qubit gates. We argue that this is a natural family of gates to consider for the following reasons:

- These gates are mathematically simple, and they generate a robust gate set for symmetric circuits.
- They form a *minimal* quantum extension of the classical notion of symmetric circuits [Daw20; Daw24]. Indeed, if we allow only Pauli X gates instead of arbitrary single-qubit gates, we arrive precisely at the standard notion of symmetric (threshold) circuits that has been studied in the classical setting.
- The class of symmetric circuits generated is rather powerful, as we expand upon below.

1.2 On the power of symmetric quantum circuits

The notion of symmetric quantum circuits seems natural and it has an important motivation in the study of how symmetries impact the possibility for quantum advantage. However, it would not be a very interesting notion if it proved to be too limited, or if it could do no more than what classical symmetric circuits can already do. In this paper we show that this is not the case: our circuits can efficiently perform nontrivial and distinctly quantum tasks such as amplitude amplification, phase estimation and symmetric state preparation.

The main results of the paper are (informally) summarised below. In what follows, we denote by $s(\mathcal{C})$ the size (i.e., number of gates) of a circuit \mathcal{C} . Whenever a symmetry group Γ is left undefined, the result holds uniformly over all groups that Γ could represent.

Theorem 1 (Symmetric quantum subroutines). *The following procedures can be efficiently implemented by symmetric quantum circuits:*

1. **Amplitude amplification.** *Let \mathcal{A} and \mathcal{D} be Γ -symmetric circuits, where \mathcal{A} prepares a state as follows*

$$\mathcal{A}|0\rangle^n = \sqrt{p}|\psi_1\rangle + \sqrt{1-p}|\psi_0\rangle,$$

while \mathcal{D} flags $|\psi_1\rangle$ in the sense that $\mathcal{D}|\psi_i\rangle|0\rangle = |\psi_i\rangle|i\rangle$ for $i \in \{0, 1\}$. Then we can construct a Γ -symmetric circuit that maps $|0\rangle^n$ to $|\psi_1\rangle$ using $O((s(\mathcal{A}) + s(\mathcal{D}))/\sqrt{p})$ gates.

2. **Phase estimation.** *Let \mathcal{A} be a Γ -symmetric circuit and $0 < \varepsilon < 1$. We can implement a Γ -symmetric circuit of size $O(s(\mathcal{A})/\varepsilon + 1/\varepsilon^2)$ which estimates the eigenvalue of any given eigenstate $|\psi\rangle$ of \mathcal{A} up to accuracy ε .*

3. **Linear combination of unitaries.** Let U_0, \dots, U_{k-1} be n -qubit unitaries, let $\alpha_0, \dots, \alpha_{k-1} \in \mathbb{C}$ and denote

$$L := \left\| \sum_{i=0}^{k-1} \alpha_i U_i |0\rangle^n \right\|.$$

Given Γ -symmetric circuits $\mathcal{C}_0, \dots, \mathcal{C}_{k-1}$ such that each \mathcal{C}_i implements $|0\rangle^n \mapsto U_i |0\rangle^n$, we can construct a Γ -symmetric circuit that implements

$$|0\rangle^n \mapsto \frac{1}{L} \left(\sum_{i=0}^{k-1} \alpha_i U_i \right) |0\rangle^n$$

using $O(\|\alpha\|_1 (k \log k + \sum_{i=0}^{k-1} s(\mathcal{C}_i)) / L)$ gates.

An important example of how symmetry can be useful in quantum information theory and quantum computing is given by the *symmetric subspace* $\mathcal{V}^n \mathbb{C}^2$. This is the vector space formed by all n -qubit states which are invariant under permutations of the qubits, and has been proven useful in state estimation, optimal cloning and the quantum de Finetti theorem; see [Har13] for an account of these applications. We show that every state in the symmetric subspace can be efficiently prepared by a permutation-symmetric circuit:

Theorem 2 (Symmetric state preparation). *Given the classical description of an n -qubit symmetric state $|\varphi\rangle \in \mathcal{V}^n \mathbb{C}^2$, we can construct an \mathcal{S}_n -symmetric quantum circuit which prepares $|\varphi\rangle$ using $O(n^{2.75})$ gates.*

Note that elements of the symmetric subspace are the only states which can be prepared by an \mathcal{S}_n -symmetric circuit (when starting from $|0\rangle^n$), even in information-theoretic terms. The last theorem then provides an equivalence between what is *possible* to prepare and what is *efficient* to prepare in the setting of \mathcal{S}_n -symmetric circuits, a result which has no clear analogue in the non-symmetric setting.

In addition to preparing states belonging to the symmetric subspace $\mathcal{V}^n \mathbb{C}^2$, similar techniques to those used in Theorem 2 can also be applied for efficiently implementing the full action of a given permutation-symmetric unitary on $\mathcal{V}^n \mathbb{C}^2$. This is shown by our next theorem:

Theorem 3 (Symmetric subspace unitaries). *Given a permutation-symmetric n -qubit unitary U , we can implement the restricted action of U on the symmetric subspace by an \mathcal{S}_n -symmetric circuit with $O(n^{3.75})$ gates.*

Going beyond the symmetric subspace, another class of symmetric quantum states with many applications in quantum computing and quantum information theory is the class of *polynomial phase states*. This class was formally defined and studied in [Aru+23], and it contains as important special cases both *graph states* and *hypergraph states*.

A degree- d phase state is defined as a superposition of all 2^n basis vectors $|x\rangle$ with amplitudes proportional to $(-1)^{P(x)}$, where P is a degree- d Boolean polynomial over n variables. There is a natural bijection between such polynomials and their list of coefficients $(a_J : J \subseteq [n], |J| \leq d)$; we denote by $|P\rangle$ the computational

basis state encoding this list of coefficients for a given polynomial P . The group of symmetries for this representation is denoted $\mathcal{S}_{\leq d}^n$, and corresponds to the action of the permutation group \mathcal{S}_n on subsets $J \subseteq [n]$ of size at most d .

We show that quantum phase states can be prepared by linear-size symmetric circuits when given the $\Theta(n^d)$ polynomial coefficients as input:

Theorem 4 (Phase state preparation). *Given integers $n, d \geq 1$, we can construct an $\mathcal{S}_{\leq d}^n$ -symmetric circuit \mathcal{C} of size $O(n^d)$ such that*

$$\mathcal{C} |P\rangle |0\rangle^n = |P\rangle \left(\frac{1}{\sqrt{2^n}} \sum_{x \in \{0,1\}^n} (-1)^{P(x)} |x\rangle \right)$$

for all polynomials $P : \{0,1\}^n \rightarrow \{0,1\}$ of degree at most d .

Finally, as an example of previously considered symmetric quantum algorithms that naturally falls within our framework, we show how to implement a class of *group-equivariant quantum neural networks* as symmetric quantum circuits:

Theorem 5 (Equivariant QNNs). *Permutation-equivariant quantum neural networks (as proposed in [Sch+24]) can be implemented by \mathcal{S}_n -symmetric circuits with only a linear increase in the number of gates.*

1.3 Outlook

Our aim for this paper is to initiate the study of symmetric quantum computation with the view to establish the relationship between symmetries and quantum speedups. In order to do so, we introduce a new *restricted model of computation* – akin to the query model [Amb18], where the input to a problem can only be accessed through black-box queries, or to shallow circuits [BGK18], where computation is restricted to circuits of bounded depth. In contrast to those two other settings, however, the restriction in our model is not uniform across all problems but is instead *problem-specific*, depending on the symmetries of the task at hand. As such, the presence or absence of quantum advantage for a given problem in our setting says as much about the symmetry group of the problem as it does about the problem itself.

We stress that each of the restricted computational models mentioned above has its own advantages and disadvantages, and they are fundamentally incomparable to each other. Each model highlights a different facet of quantum computation, and the specific insights gleaned from any one model can be lost when translating the same problem to a different setting. While limitations on the power of *unrestricted* quantum computation are still beyond our grasp, it is only through a combination of insights obtained from each restricted model that we can get a more complete picture.

A great advantage of classical symmetric circuits is that they provide a natural model for proving exponential lower bounds for the complexity of certain computational problems. This raises two intriguing possibilities in the quantum setting: that these lower bound techniques may be extended so that we can prove strong *quantum* lower bounds for symmetric computation; and that we can unconditionally prove an *exponential separation* between the power of classical and

quantum symmetric computation. Note that these somewhat opposite possibilities can be true simultaneously, and that neither would necessarily require major breakthroughs such as separating P from BQP or proving unrestricted (i.e., non-symmetric) super-polynomial lower bounds.

In Section 8 we provide several open questions and possible lines of study which will further our understanding of the role of symmetries in quantum computation.

1.4 Related work

The literature regarding the influence of symmetries in computational complexity and algorithm design is vast. There are consequently many papers which are related to the present work, either directly or tangentially, and here we mention ones that we believe are the most relevant to our line of investigation.

The closest line of work to ours is certainly that of (classical) symmetric computation and symmetric threshold circuits [AD17; Daw20; Daw24]. This is far from coincidental: our paper builds upon that work to extend it to the quantum setting, and we rely on their insights both for inspiration and as a source of motivation for what we do. Indeed, the great success of their computational model in solving nontrivial problems combined with the existence of (unconditional) exponential circuit lower bounds were what drove us to start this work. We were also motivated by the close connection between classical symmetric computation and logic [AD17], which was essential in obtaining the aforementioned lower bounds; we hope to bring such connections and techniques to the quantum setting as well. The relevant concepts and results in this area will be briefly surveyed in Section 2.

The role of symmetries in quantum speedups has also been studied in the *query model* of computation [AA14; Cha19; Ben+20]. Those results have mainly been negative, showing a significant amount of symmetries *precludes* super-polynomial quantum advantage in the number of queries used. Symmetries have also been shown to limit the performance of variational algorithms [Bra+20], and to impose additional constraints on the evolution of quantum systems with local interactions [Mar22; MLH22].

It is unclear at present whether similar results can be established in the context of quantum circuit model vis-à-vis quantum symmetric computation. We wish to stress that such results – if true – would not provide an argument against our framework, but rather the opposite: they would imply that either exponential quantum speedup is only possible for problems without significant symmetries, or else that it would require the quantum algorithm to break the problem’s symmetries in an essential way.

Symmetry considerations are often useful in optimisation tasks, as they can significantly reduce complexity, speed up computations and improve solution quality by reducing the search space or simplifying the problem structure and optimisation landscape. For instance, in neural network optimisation, taking advantage of parameter space symmetries (where different parameter values lead to the same loss) via the so-called symmetry teleportation [Zha+22]

increases the likelihood of moving to a point where gradient descent is more efficient due to a flatter or more favourable curvature of the loss function. Similarly, symmetry-restricted quantum circuits used to realise equivariant unitary transformations remarkably lead to rigorous performance guarantees [Zhe+23] and an

improved runtime for quantum variational algorithms [Mey+23; Rag+22].

Finally, instances of symmetric quantum circuits (in the sense considered in this paper) were explored in the context of quantum machine learning, where they lead to efficient equivariant quantum neural networks [Lar+22] and other variational quantum machine learning primitives [Mey+23]. Properties of symmetric circuits were also used to design efficient classical simulation algorithms for a broad range of quantum systems [Ans+23].

1.5 Outline of the paper

In Section 2 we introduce the notion of symmetric *classical* circuits and give an overview of the most important results in that setting. We then show how to extend it to *reversible* circuits as a stepping stone towards our notion of symmetric quantum circuits. In Section 3 we generalise the notion of symmetric circuits to the quantum setting, formalising the intuition presented in the Introduction.

Section 4 collects several useful building blocks for symmetric quantum algorithms, which will later be used in our main results. In Section 5 we show how to implement important quantum subroutines in a symmetric way, in particular providing a proof of Theorem 1. Section 6 is concerned with symmetric circuits for quantum state preparation, and will contain the proofs of Theorem 2 and Theorem 4. In Section 7 we provide examples of symmetric circuits for implementing certain symmetric unitaries, in particular proving Theorem 3 and Theorem 5. We conclude in Section 8 by proposing several open questions that we hope will pave the way for future investigation on the class of symmetric quantum circuits.

2 Classical and reversible symmetric computation

Building towards our notion of symmetric quantum circuits, we first recall the definition of *symmetric threshold circuits* that was introduced by Anderson and Dawar [AD17]. Our presentation will be somewhat informal; we refer the reader to the original paper for full details.

A Boolean circuit is typically represented by a directed acyclic graph, where each vertex represents a gate. The vertices without incoming edges are called *input gates*, while the other vertices are labelled by Boolean operators coming from a specified *gate set*. The *output gates* are those vertices having no outgoing edges.

The gate set we will use throughout this section is the one containing the NOT function and arbitrary *threshold functions*

$$\text{Th}_{\geq t}^n : \{0, 1\}^n \rightarrow \{0, 1\}, \quad \text{Th}_{\geq t}^n(a_1, \dots, a_n) = \mathbf{1}\{a_1 + \dots + a_n \geq t\} \quad (1)$$

for integers $n \geq 1$ and $t \geq 0$. For convenience, we will also allow equality gates of the form

$$\text{Eq}_t^n : \{0, 1\}^n \rightarrow \{0, 1\}, \quad \text{Eq}_t^n(a_1, \dots, a_n) = \mathbf{1}\{a_1 + \dots + a_n = t\},$$

although it is easy to compute such gates using the others. We denote this gate set by G_{thr} .

Remark. While the choice of gate set might seem somewhat arbitrary, there are good reasons to focus on G_{thr} for symmetric computation. Indeed, note that the operators in any gate set must be *permutation-invariant*: directed graphs impose no structure on the inputs of any gate, and so each gate must compute a function that is invariant under any ordering of its inputs. One can show that allowing for more general permutation-invariant functions into the gate set G_{thr} only modestly changes the complexity of implementing any given function using symmetric circuits; see [DW21, Theorem 3.17] or Theorem 6 below. On the other hand, the standard Boolean basis (comprising AND, OR and NOT) is too restrictive and cannot even compute parity using polynomial-size symmetric circuits; see for instance [AD17].

We will work with circuits over some specified finite structure X which represents the input to the problem. In the context of classical symmetric circuits, examples of this structure X are graphs, hypergraphs, matrices, and various relational structures. More generally, it could be any set having a well-defined symmetry group $\Gamma \leq \mathcal{S}_X$ (which will give meaning to the notion of symmetric circuits later on). The notion of a (threshold) circuit over structures is defined as follows:

Definition 1 (Threshold circuit). Let X be a finite set. A *threshold circuit over X* is a directed acyclic graph with a labelling, where each vertex of in-degree 0 is labelled by an element of X and each vertex of in-degree greater than 0 is labelled by an element $g \in G_{\text{thr}}$ such that the arity of g matches the in-degree of the vertex.

To incorporate symmetries into our circuits, we first need to specify a notion of *circuit automorphism*, meaning those transformations that preserve the structure of the circuit. Put simply, those are automorphisms of the underlying directed graph which preserve the labels of all non-input gates. More formally:

Definition 2 (Circuit automorphism). Let C be a threshold circuit over X with vertex set V , edge set E and labelling $\lambda : V \rightarrow X \cup G_{\text{thr}}$. An automorphism of C is a permutation $\pi \in \mathcal{S}_V$ such that:

- $(\pi(u), \pi(v)) \in E$ whenever $(u, v) \in E$;
- $\lambda(\pi(v)) = \lambda(v)$ for all $v \in V$ of in-degree greater than 0.

Note that any circuit automorphism π must map input gates to input gates. If we denote the set of input gates by V_0 , it follows that the restriction $\pi|_{V_0}$ is an element of \mathcal{S}_{V_0} . This restriction can be associated with a permutation of X via the labelling of the input gates: there is a unique element $\sigma \in \mathcal{S}_X$ such that $\lambda(\pi(v)) = \sigma(\lambda(v))$ for all $v \in V_0$; we then say that π *extends* σ .

If the permutation σ thus obtained is a symmetry of the structure X , then we think of the circuit C as respecting that symmetry. Indeed, this means there exists a permutation of the vertices of C which changes neither gate labels nor the graph structure, and whose action on the input gates corresponds to a symmetry of the input. This motivates the following definition:

Definition 3 (Symmetric threshold circuit). Let C be a threshold circuit over X and $\Gamma \leq \mathcal{S}_X$ be a subgroup. We say that C is Γ -*symmetric* if the action of every $\sigma \in \Gamma$ can be extended to an automorphism of C .

As a simple but illustrative example, let us consider the problem of determining whether a given graph is triangle-free:

Example 1 (Triangle-freeness). Suppose we wish to construct a symmetric circuit over n -vertex graphs that decides whether some given input graph contains a triangle (i.e., three vertices pairwise connected by edges). A natural choice for the underlying structure X consists of all $\binom{n}{2}$ potential edges of an n -vertex graph, so that

$$X = \{\{i, j\} : 1 \leq i < j \leq n\}.$$

(Similar choices, such as the set of all ordered pairs $[n]^2$, would translate to similar symmetric circuits.) The intrinsic symmetries of this structure are then permutations of pairs induced by vertex permutations, that is

$$\Gamma = \{\{i, j\} \mapsto \{\tau(i), \tau(j)\} : \tau \in \mathcal{S}_n\}.$$

A Γ -symmetric circuit for this problem can be implemented using $\binom{n}{2} + \binom{n}{3} + 1$ gates as follows. For each pair $\{i, j\} \in X$ we create an input gate $v_{\{i, j\}}$ which we label by $\{i, j\}$; for each triple $\{i, j, k\} \subseteq [n]$ we create a gate $u_{\{i, j, k\}}$ which we label by Eq_3^3 ; and finally, we create a single output gate out with label $\text{Th}_{\geq 1}^{\binom{n}{3}}$. (Recall the definition of $\text{Th}_{\geq t}^n$ in equation (1).) For each triple $\{i, j, k\} \subseteq [n]$, we then add the four directed edges $(v_{\{i, j\}}, u_{\{i, j, k\}})$, $(v_{\{j, k\}}, u_{\{i, j, k\}})$, $(v_{\{i, k\}}, u_{\{i, j, k\}})$ and $(u_{\{i, j, k\}}, out)$. One can check that, when the input gates are initialised to encode the adjacency relationship of an n -vertex graph (with arbitrary vertex labelling), the output gate will return 1 if and only if that graph contains a triangle.

This circuit is easily checked to be Γ -symmetric. Indeed, each symmetry $\sigma \in \Gamma$ corresponds to the action of a permutation $\tau \in \mathcal{S}_n$ on pairs $\{i, j\} \subseteq [n]$. This symmetry straightforwardly extends to an automorphism of the circuit: simply take the permutation π which maps each $v_{\{i, j\}}$ to $v_{\{\tau(i), \tau(j)\}}$, each $u_{\{i, j, k\}}$ to $u_{\{\tau(i), \tau(j), \tau(k)\}}$, and maps out to itself.

2.1 Overview of symmetric computation

The notion of symmetric circuits given above has been widely studied in theoretical computer science and mathematical logic because it organically captures the intuitive notion of performing a computation symmetrically. We now give a short overview of some of the key results concerning such circuits, as they motivated us to initiate this investigation. We refer the reader to Dawar’s survey papers [Daw20; Daw24] for a more comprehensive exposition of this beautiful field.

Symmetric circuits arose from work in *descriptive complexity theory*, whose main aim is to characterize complexity classes by the type of logic needed to express their corresponding languages. The search for a logic which captures precisely the languages decidable in polynomial time by a Turing machine (i.e., the class P) has led researchers to consider *Fixed-Point Logic with Counting*, which we denote by FPC. In short, FPC is an extension of first-order logic with a mechanism for defining predicates inductively and a mechanism for expressing the cardinality of definable sets (informally, mechanisms for iteration and counting). It has emerged as a logic of reference in the quest for a logic that captured P; see Grohe’s survey [Gro08] and Dawar’s survey [Daw15] for details.

The logic FPC was first introduced by Immerman [Imm86], who posed the question of whether it completely captures P on the class of finite relational structures (such as graphs). Even though this question was answered in the negative by Cai, Fürer and Immerman [CFI92] over three decades ago, FPC – and some of its stronger variants – have continued to be the focus of much research. It proved to be remarkably expressive while at the same time admitting powerful techniques for proving inexpressibility results for it.

The fragment of polynomial-time decidable problems corresponding to FPC was later given a simple characterization in terms of Boolean circuits by Anderson and Dawar [AD17]: it corresponds precisely to those problems that a uniform family of polynomial-size symmetric threshold circuits can decide! Inexpressibility results for FPC thus translate into super-polynomial lower bounds for symmetric circuits. It is also possible to translate the logical inexpressibility arguments into more combinatorial ones, thus bypassing the logical formalism and directly proving precise super-polynomial (and even exponential) lower bounds for the size of symmetric circuits which decide specific problems; see Dawar’s presentation abstract [Daw16] for how this can be done.

While symmetric threshold circuits were introduced because of their close relationship to the logic FPC, their definition is natural, robust and interesting in its own right. They could just as well have been introduced by complexity theorists studying the extent to which *asymmetry* can be used as a resource in computation, or by researchers in combinatorial optimisation studying symmetric linear programs that decide graph properties (see [ADO21]). This notion has not received the attention from the wider complexity theory community due to a language barrier, as results concerning symmetric computation are usually stated and proven in the language of logic, which can often present difficulties.

Despite not being able to efficiently decide all problems in P, many powerful polynomial-time algorithmic techniques can be efficiently expressed in the setting of symmetric threshold circuits. For instance, the ellipsoid methods for solving linear programs [ADH15] and for solving semidefinite programs [DW17] can be efficiently implemented in this framework. As a consequence, one can solve many non-trivial graph optimisation problems in symmetric polynomial time, such as finding the size of a maximum matching or the capacity of a maximum flow. Moreover, a result of Grohe [Gro12; Gro17] shows that any class of graphs defined by excluded minors can be efficiently recognised by symmetric threshold circuits.

On the negative side, it is known that no family of polynomial-size symmetric threshold circuits can decide whether a graph is 3-colourable or whether it contains a Hamiltonian cycle. Other examples of problems with super-polynomial lower bounds are the constraint satisfaction problems 3-SAT and XOR-SAT [Daw16].

Finally, beyond its connection with logic, symmetric threshold circuits have been shown to be closely connected to the theory of linear programming. Indeed, it turns out that families of *symmetric linear programs* that decide a property of graphs are equivalent, with at most polynomial blow-up in size, to families of symmetric threshold circuits [ADO21].

2.2 Symmetric reversible circuits

As a first step towards quantizing the above notion of symmetric circuits, we give an equivalent definition of that same class in terms of *reversible circuits*.

As quantum gates represent unitary operations which can be inverted, reversible classical computation forms a natural bridge between the usual notion of Boolean circuits and that of quantum circuits. In particular, we will transition from the representation of circuits as directed acyclic graphs into one that is closer to the usual representation of quantum circuits.

Note that any Boolean map $f : \{0, 1\}^n \rightarrow \{0, 1\}$ can be made reversible by introducing one extra “workspace” bit: just consider the $(n + 1)$ -bit reversible map

$$(a_1, \dots, a_n, b) \mapsto (a_1, \dots, a_n, b \oplus f(a_1, \dots, a_n)), \quad (2)$$

where \oplus denotes addition modulo 2. The input bits are repeated in the output to make the whole process reversible, and the value of the original function is encoded in the last bit of the output.

Informally, reversible circuits are networks of *wires* that carry bit values to *gates* that perform elementary operations on the bits. The wires are specified by a set W of *wire labels*, while gates are reversible functions from $\{0, 1\}^W$ to $\{0, 1\}^W$.

As in the Boolean setting considered before, the only gates we allow in our circuits will be the NOT gate and the reversible analogues of threshold and equality gates (as in equation (2) above).

The wire in which a NOT gate acts is specified in the subscript: for $h \in W$, we denote by NOT_h the map from $\{0, 1\}^W$ to $\{0, 1\}^W$ that flips the bit at index h and leaves all others unchanged. In a similar way, we will use the following notation for threshold-type gates:

Definition 4 (Reversible threshold-type gates). Given a set $S \subset W$, an element $h \in W \setminus S$ and an integer $t \geq 0$, we denote by $\text{Th}_{\geq t}^{S,h} : \{0, 1\}^W \rightarrow \{0, 1\}^W$ the map that takes $(a_w)_{w \in W}$ to $(b_w)_{w \in W}$ where

$$b_w = \begin{cases} a_w & \text{if } w \neq h, \\ a_h \oplus \mathbf{1}\left\{\sum_{s \in S} a_s \geq t\right\} & \text{if } w = h. \end{cases}$$

Likewise, we denote by $\text{Eq}_t^{S,h}$ the map that takes $(a_w)_{w \in W}$ to $(b_w)_{w \in W}$ where

$$b_w = \begin{cases} a_w & \text{if } w \neq h, \\ a_h \oplus \mathbf{1}\left\{\sum_{s \in S} a_s = t\right\} & \text{if } w = h. \end{cases}$$

Layered reversible circuits. In order to consider circuit symmetries, we need to impose some extra structure on the reversible circuits. This is done by grouping the gates into *layers* $\mathcal{L}_1, \dots, \mathcal{L}_D$ of pairwise commuting operations. The layers of a circuit are linearly ordered, so the gates from a prior layer are implemented before those at a later layer, and the wires never feed back to a prior location in the circuit. Since gates within a single layer \mathcal{L}_i commute, their application has no intrinsic order.

In summary, the reversible circuits we consider here are formally defined as follows:

Definition 5 (Layered reversible circuits). A layered reversible circuit is specified by a set of wire labels W and a sequence of layers $(\mathcal{L}_1, \dots, \mathcal{L}_D)$. Each layer \mathcal{L}_i is a set of pairwise commuting operations from $\{0, 1\}^W$ to $\{0, 1\}^W$, where each of these operations is either a NOT gate (of the form NOT_h for some $h \in W$) or a reversible threshold-type gate (of the form $\text{Th}_{\geq t}^{S,h}$ or $\text{Eq}_t^{S,h}$ for some $S \subset W$, $h \in W \setminus S$ and $t \geq 0$).

Remark. One could also define reversible circuits without specifying its layers, but only its wire labels and an ordering of its gates. In such a case, two circuits whose collection of gates is the same but their ordering differ by permutations within commuting layers are seen to be isomorphic. We explicitly give a choice of layers when defining reversible circuits to simplify the presentation when considering circuit symmetries (where isomorphic circuits are treated as equivalent).

Symmetry and automorphisms. It remains to define the notion of symmetry for reversible circuits. Given a permutation $\pi \in \mathcal{S}_W$, we define its action on sets and gates in the following way:

- If $S \subseteq W$ is a set, then $\pi(S) = \{\pi(s) : s \in S\}$.
- If $h \in W$, then $\pi(\text{NOT}_h) = \text{NOT}_{\pi(h)}$.
- If $S \subseteq W$ and $h \in W \setminus S$, then $\pi(\text{Th}_{\geq t}^{S,h}) = \text{Th}_{\geq t}^{\pi(S),\pi(h)}$ and $\pi(\text{Eq}_t^{S,h}) = \text{Eq}_t^{\pi(S),\pi(h)}$.

An *automorphism* of a reversible circuit is then a permutation of its wire labels which leaves all of its layers unchanged. More precisely:

Definition 6 (Reversible circuit automorphism). Let $C = (W, \mathcal{L}_1, \dots, \mathcal{L}_D)$ be a layered reversible circuit. An automorphism of C is a permutation $\pi \in \mathcal{S}_W$ such that the following holds: for every layer \mathcal{L}_i and every gate $g \in \mathcal{L}_i$, the function $\pi(g)$ is also a gate belonging to \mathcal{L}_i .

We specify a subset $X \subseteq W$ to label the “input bits” for our circuits. Those are the bits that encode the specific input of the computation, and thus correspond to the structure on which our circuits act (as in the previous section). All other wires will contain the “workspace bits”, which are initialised 0 and are only present to help in the computation.

Suppose that the structure X on which a reversible circuit C acts has an automorphism group $\Gamma \leq \mathcal{S}_X$. We say that C is Γ -*symmetric* if every symmetry in Γ can be extended to an automorphism of C . More precisely:

Definition 7 (Symmetric reversible circuits). Let C be a layered reversible circuit with wire labels W and input labels $X \subseteq W$, and let $\Gamma \leq \mathcal{S}_X$ be a group. We say that C is Γ -symmetric if, for every $\sigma \in \Gamma$, there is an automorphism π of C such that $\pi(x) = \sigma(x)$ for all $x \in X$.

As a concrete example of symmetric reversible circuits, we revisit our earlier example (Example 1) concerning triangle-free graphs:

Example 2 (Triangle-freeness). We wish to construct a symmetric reversible circuit on n -vertex graphs that decides whether some given graph contains a triangle. As the desired circuit acts on n -vertex graphs, we take X to be the set of all potential edges in the graph:

$$X = \{\{i, j\} : 1 \leq i < j \leq n\}.$$

The symmetries of the problem correspond to pair permutations induced by vertex permutations:

$$\Gamma = \{\{i, j\} \mapsto \{\tau(i), \tau(j)\} : \tau \in \mathcal{S}_n\}.$$

The threshold circuit constructed in Example 1 can be easily made reversible by adding one extra workspace wire for each non-input gate used. More precisely, we consider the circuit with wire labels

$$W := X \cup \{\{i, j, k\} : 1 \leq i < j < k \leq n\} \cup \{out\}$$

which is composed of two layers, \mathcal{L}_1 and \mathcal{L}_2 . The first layer \mathcal{L}_1 is composed of all $\binom{n}{3}$ gates $\text{Eq}_3^{S_{i,j,k}, \{i,j,k\}}$ where $1 \leq i < j < k \leq n$ and $S_{i,j,k} = \{\{i, j\}, \{i, k\}, \{j, k\}\}$ (note that these gates pairwise commute). The second layer \mathcal{L}_2 contains a single gate $\text{Th}_{\geq 1}^{S_{\Delta}, out}$ where

$$S_{\Delta} = \{\{i, j, k\} : 1 \leq i < j < k \leq n\}.$$

At the start, each input wire labelled by a pair $\{i, j\} \in X$ is initialised 1 or 0 depending on whether or not there is an edge between vertices i and j ; all workspace wires are initialised 0. After applying layer \mathcal{L}_1 , the bit corresponding to a wire labelled $\{i, j, k\}$ will be 1 if and only if the vertices labelled by i, j and k are pairwise connected (that is, if they form a triangle). After layer \mathcal{L}_2 , the bit corresponding to wire out will be 1 if and only if there is a triangle in the graph, which is the property we wished to compute. This circuit is Γ -symmetric: every symmetry $\sigma \in \Gamma$ corresponds to the action of a permutation $\tau \in \mathcal{S}_n$ on pairs $\{i, j\} \in X$, and can be extended to a permutation σ' of all wire labels by defining

$$\sigma'(\{i, j, k\}) = \{\tau(i), \tau(j), \tau(k)\} \quad \text{and} \quad \sigma'(out) = out.$$

Since the action of σ' only permutes the gates within layer \mathcal{L}_1 (and leaves \mathcal{L}_2 invariant), it corresponds to an automorphism of the circuit.

Equivalence of symmetric threshold and reversible circuits. Even though the definition of symmetric reversible circuits might seem very different from the earlier notion of symmetric threshold circuits, one can show that they are *equivalent* up to a constant factor on the number of gates used. This is given by the following proposition, whose proof will be provided in Appendix A.

Proposition 1 (Equivalence of definitions). *Let X be a finite set and $\Gamma \leq \mathcal{S}_X$ be a group. Then:*

- (i) *Any Γ -symmetric threshold circuit with s gates can be converted into an equivalent Γ -symmetric reversible circuit which uses at most $2s$ gates and s workspace bits.*

(ii) Any Γ -symmetric reversible circuit with s gates can be converted into an equivalent Γ -symmetric threshold circuit with at most $4s$ (non-input) gates.

Remark. The number of workspace bits given in this proposition is generally sub-optimal, and may be reduced by cleverly reusing the workspace bits as shown by Bennett [Ben73; Ben89]. We will not discuss such improvements in this work.

Thus, all the results concerning symmetric threshold circuits given in the last subsection translate without changes to our notion of layered reversible circuits.

Power and robustness of the gate set. Finally, we show that our notion of symmetric reversible circuits is sufficiently powerful to efficiently compute any reversible function possessing a rich enough symmetry group, which we shall call *partition symmetry*. This notion of symmetry is motivated by the fact that reversible threshold functions $\text{Th}_{>t}^{S,h}$ are not fully symmetric (i.e., permutation-invariant), as the role of the “head” h differs from the elements in the support S ; however, within each of these two classes, their action is fully symmetric. A generalisation of this type of symmetry gives rise to the following natural notion:

Definition 8 (Partition-symmetric functions). A function $F : \prod_{i=1}^k \{0, 1\}^{n_i} \rightarrow \prod_{i=1}^k \{0, 1\}^{n_i}$ is said to be partition-symmetric if its action commutes with the natural action of the group $\prod_{i=1}^k \mathcal{S}_{n_i}$.

In Appendix A we prove the following result:

Theorem 6 (Computing partition-symmetric functions). *Let $k \geq 1$ and n_1, \dots, n_k be integers, and denote $n = n_1 + \dots + n_k$. Any partition-symmetric reversible function $F : \prod_{i=1}^k \{0, 1\}^{n_i} \rightarrow \prod_{i=1}^k \{0, 1\}^{n_i}$ can be implemented by a partition-symmetric reversible circuit using $O(n \prod_{i=1}^k (n_i + 1))$ gates and $O(n)$ workspace bits, all of which are returned to zero at the end of the computation.*

Other than serving as a testament to the power of symmetric circuits, this result also shows that their definition of is significantly *robust*: if we were to add any number of partition-symmetric functions (with a small number of parts) to our allowed gate set, this would only modestly change the complexity of computing any given function. In particular, the class of polynomial-time symmetrically computable functions is unaffected by such alterations in the gate set.

We are finally ready to introduce the notion of symmetric *quantum* circuits, which emerges quite naturally from the definition of symmetric reversible circuits.

3 Symmetric quantum circuits

We now build upon our framework of symmetric reversible circuits to provide a definition of symmetric quantum circuits.

A quantum circuit is composed of a set of *qubit wires* (labelled by a finite set W) and a collection of *quantum gates*. Each wire $w \in W$ is associated with a two-dimensional complex Hilbert space \mathcal{H}_w equipped with a fixed orthonormal basis denoted $\{|0\rangle_w, |1\rangle_w\}$, called the *computational basis*. The Hilbert spaces associated with the qubit wires are pairwise orthogonal, and the *state space* of the

wire set W is the tensor product of the Hilbert spaces of all constituent wires: $\mathcal{H}_W = \bigotimes_{w \in W} \mathcal{H}_w$. The computational basis of the circuit is formed by tensoring the computational bases of each wire: it is given by

$$\left\{ \bigotimes_{w \in W} |a_w\rangle_w : a_w \in \{0, 1\} \text{ for all } w \in W \right\}.$$

We omit the indices when they are clear from context.

Quantum gates are unitary maps acting on the state space \mathcal{H}_W . As before, we restrict our attention to gates which are either of threshold-type or which act on a single qubit wire. The definition of quantum threshold gates is given as follows:

Definition 9 (Quantum threshold-type gates). Let W be a set of wire labels. Given a set $S \subset W$, an element $h \in W \setminus S$ and an integer $t \geq 0$, we denote by $\text{Th}_{\geq t}^{S,h} : \mathcal{H}_W \rightarrow \mathcal{H}_W$ the linear map that takes a computational basis state $\bigotimes_{w \in W} |a_w\rangle_w$ to $\bigotimes_{w \in W} |b_w\rangle_w$ where

$$b_w = \begin{cases} a_w & \text{if } w \neq h, \\ a_h \oplus \mathbf{1}\left\{ \sum_{s \in S} a_s \geq t \right\} & \text{if } w = h. \end{cases}$$

Likewise, $\text{Eq}_t^{S,h} : \mathcal{H}_W \rightarrow \mathcal{H}_W$ denotes the linear map that takes $\bigotimes_{w \in W} |a_w\rangle_w$ to $\bigotimes_{w \in W} |b_w\rangle_w$ where

$$b_w = \begin{cases} a_w & \text{if } w \neq h, \\ a_h \oplus \mathbf{1}\left\{ \sum_{s \in S} a_s = t \right\} & \text{if } w = h. \end{cases}$$

This definition is readily checked to give unitary maps. Note that both the CNOT and the Toffoli gates are examples of quantum threshold gates.

We also allow in our circuits any unitary that acts only on a single qubit. This can be seen as a natural quantum extension of the gate set we allowed in reversible circuits, as the NOT gate is the only non-trivial single-bit reversible map. Important examples of single-qubit unitaries which will be used later on are the Hadamard matrix H , the Pauli matrices X , Y and Z , and the parametrised *phase gates* P_α and *rotation gates* $R_y(\theta)$ defined by

$$P_\alpha := \begin{pmatrix} 1 & 0 \\ 0 & e^{i\alpha} \end{pmatrix}, \quad R_y(\theta) := e^{i\theta Y/2} = \begin{pmatrix} \cos(\theta/2) & -\sin(\theta/2) \\ \sin(\theta/2) & \cos(\theta/2) \end{pmatrix}.$$

We denote the set of all 2×2 unitary matrices by $\mathcal{U}(2)$. Given a unitary $U \in \mathcal{U}(2)$ and a label $w \in W$, we denote by U_w the unitary map on \mathcal{H}_W that is the tensor product of U acting on wire w with the identity on every other wire. (More precisely, this action is determined by the matrix U when we assume $|0\rangle_w$ is the vector indexing the first row/column of U and $|1\rangle_w$ indexes the second row/column.)

Notation for quantum circuits. Given a quantum circuit \mathcal{C} , we denote by $s(\mathcal{C})$ its total number of gates and by $a(\mathcal{C})$ its number of workspace qubits.² For

²The s is for *size* and the a is for *ancilla*.

technical reasons, we will sometimes need to consider the number $h(\mathcal{C})$ of qubit wires acting as the “head” h of some quantum threshold gate $\text{Th}_{\geq t}^{S,h}$ or $\text{Eq}_t^{S,h}$.

As in the classical reversible setting, to incorporate symmetries into our circuits we will need to group gates into *layers* of pairwise-commuting operations. The intuition is that adjacent commuting gates in a quantum circuit do not have a well-defined order of implementation, and thus exchanging their order should make no difference to the circuit. We arrive at the following notion.

Definition 10 (Layered quantum circuits). A layered quantum circuit is specified by a set of wires W and a sequence $(\mathcal{L}_1, \dots, \mathcal{L}_D)$ of layers, where:

- Each wire $w \in W$ is associated with a two-dimensional complex Hilbert space \mathcal{H}_w equipped with a fixed orthonormal basis $\{|0\rangle_w, |1\rangle_w\}$; the state space of the circuit is $\mathcal{H}_W = \bigotimes_{w \in W} \mathcal{H}_w$.
- Each layer \mathcal{L}_i is a set of pairwise commuting quantum gates, where each of these gates is either a single-qubit gate (of the form U_h for some $U \in \mathcal{U}(2)$ and $h \in W$) or a quantum threshold gate (of the form $\text{Th}_t^{S,h}$ for some $S \subset W$, $h \in W \setminus S$ and $t \geq 0$).

Note that a given quantum circuit may be expressed in many different ways as a layered quantum circuit; likewise, any ordering of gates within the layers gives rise to a different (but equivalent) sequential implementation of the layered quantum circuit. This freedom in reordering gates without changing the circuit is essential for the definition of symmetry in quantum circuits.

Symmetry and automorphisms. A permutation $\pi \in \mathcal{S}_W$ acts on subsets of W element-wise, and it acts on gates in the following way:

- If $h \in W$ and $U \in \mathcal{U}(2)$, then $\pi(U_h) = U_{\pi(h)}$.
- If $S \subseteq W$ and $h \in W \setminus S$, then $\pi(\text{Th}_{\geq t}^{S,h}) = \text{Th}_{\geq t}^{\pi(S),\pi(h)}$ and $\pi(\text{Eq}_t^{S,h}) = \text{Eq}_t^{\pi(S),\pi(h)}$.

The permutation π also acts on a layer \mathcal{L} element-wise, i.e., by acting individually on each of its gates.

Remark. A common, but more abstract, way of defining symmetric actions on a quantum circuit is through the natural representation $R(\cdot)$ of the symmetric group \mathcal{S}_W on the state space \mathcal{H}_W of the circuit; this representation is determined by

$$R(\pi) \bigotimes_{w \in W} |a_w\rangle_w = \bigotimes_{w \in W} |a_{\pi^{-1}(w)}\rangle_w \quad \text{for } a \in \{0, 1\}^W. \quad (3)$$

Using this notation, the action of $\pi \in \mathcal{S}_W$ on a gate g as given above can be expressed as $\pi(g) = R(\pi)gR(\pi)^{-1}$, which is the commonly-used notion of permutation action on quantum gates.

An *automorphism* of a layered quantum circuit is a permutation of its wires which leaves the circuit unchanged, in the sense that it maps every layer to itself.

Definition 11 (Quantum circuit automorphism). Let \mathcal{C} be a layered quantum circuit with wire labels W and layers $\mathcal{L}_1, \dots, \mathcal{L}_D$. An automorphism of \mathcal{C} is a permutation $\pi \in \mathcal{S}_W$ which induces a permutation of each layer \mathcal{L}_i : $\pi(g) \in \mathcal{L}_i$ for all $g \in \mathcal{L}_i$ and all $i \in [D]$.

Our quantum circuits will act on some specified structure X , which is assumed to label a subset of the qubits (as in Example 2 from the last section). Those qubits labelled by X are called “active qubits”, while the remaining are called “workspace qubits”. Given a group of symmetries Γ acting on the structure X , we say that a quantum circuit \mathcal{C} is Γ -symmetric if every symmetry in Γ can be extended to an automorphism of \mathcal{C} .

Definition 12 (Symmetric quantum circuits). Let \mathcal{C} be a quantum circuit with wire labels W and an ordered sequence of gates (g_1, \dots, g_m) , let $X \subseteq W$ be a subset representing the active qubits and let $\Gamma \leq \mathcal{S}_X$ be a group. We say that \mathcal{C} is Γ -symmetric if its gates can be grouped into layers of pairwise-commuting operations so that the following holds: for every $\sigma \in \Gamma$, there is an automorphism π of \mathcal{C} such that $\pi(x) = \sigma(x)$ for all $x \in X$.

The input and output of a quantum circuit. The definition of symmetric quantum circuits given above makes no reference to the input or output of the computation. The reason for this is that, depending on the task at hand, there are different ways in which to initialise the state at the beginning of the circuit and different ways in which to read out the output at the end of the computation. It is more convenient to specify these details when considering each specific problem; below we give some examples and general rules.

The first general rule is that *workspace qubits are always initialised* $|0\rangle$. This is done because we do not wish workspace qubits to encode any extra information pertaining to the computation.

When dealing with classical problems (i.e., those whose input and output are both bit strings), the input qubits are those labelled by X and are initialised on a computational basis state encoding the specific input to the problem. If this is a decision problem, then the output will be encoded into a designated workspace qubit and may be read by measuring it in the computational basis.

For state preparation circuits, all qubits are initialised $|0\rangle$ and the desired state $|\psi\rangle$ will be encoded in the active qubits (those labelled by X), while all workspace qubits are required to end at state $|0\rangle$. It is then common in quantum computing to disregard the workspace qubits and say that the circuit prepares the state $|\psi\rangle$.

We will also consider circuits that implement algorithmic subroutines, which might not have well-defined inputs or outputs but will instead depend on the larger algorithm they are constituents of.

The role of measurements. Our notion of symmetric quantum circuits does not allow intermediate measurements, and one might wonder whether this unnecessarily restricts their power. Indeed, if one were to allow (say) two-qubit entangled measurements, then these measurements would be able to break the symmetries of the circuit and might lead to a richer class of final quantum states at the end

of the computation. However, such a breaking of symmetries is precisely what we wish to avoid in our computational framework.

A simple way to remedy this is to allow only single-qubit intermediate measurements, for instance by adding such measurement operators to our allowed gate set. It is easy to show that this possibility does not give any extra power to symmetric circuits, due to a “symmetric principle of deferred measurement”. More precisely, we can simulate measurements in the computational basis by using an extra workspace qubit for each qubit measured, this extra qubit being entangled with the measured one by way of a CNOT gate. If we do this for all measurements (always using new workspace qubits) and then erase these measurements (in particular replacing subsequent classical controlled gates by quantum controlled gates), the new circuit will have the same symmetries as the original one and the same output distribution, but now all measurements are performed at the end. General single-qubit measurements can be performed similarly, using extra single-qubit unitary gates before and after the CNOT.

One may then allow for intermediate single-qubit measurements without significant alterations to the class of symmetric circuits obtained. We have chosen not to include such measurements in our definition for simplicity of exposition.

The complexity class symBQP. One can also define computational classes of problems that can be solved efficiently by symmetric quantum circuits. More precisely, let $(X_n)_n$ be a sequence of structures, each one having an intrinsic symmetry group Γ_n . A language $L \subseteq \bigcup_n \{0, 1\}^{X_n}$ is in complexity class symBQP/poly if the following holds: For every n , there exists a poly($|X_n|$)-size Γ_n -symmetric quantum circuit \mathcal{C}_n such that, if one initialises the active qubits with $x_n \in \{0, 1\}^{X_n}$, then the output qubit when measured at the end of the computation will be $\mathbf{1}[x \in L]$ with probability at least $2/3$. A language $L \subseteq \bigcup_n \{0, 1\}^{X_n}$ is in complexity class symBQP if it is in symBQP/poly and there exists a polynomial-time Turing machine which, on input $1^{|X_n|}$, outputs the description of a Γ_n -symmetric quantum circuit \mathcal{C}_n as above.

These classes comprise all efficiently solvable symmetric problems and represent rich and interesting objects of study. They are quantum analogues of the corresponding classical symmetric complexity classes (which have tight connections to logic [Daw24]) and merit further study.

4 Building blocks

To facilitate the construction of symmetric quantum circuits in later sections, we start by providing some useful *building blocks*. For the rest of this section, let X be a finite set corresponding to the structure on which our circuits act, let $\Gamma \leq \mathcal{S}_X$ be its group of symmetries and denote $n := |X|$.

The most important building block in the construction of symmetric circuits is the operation of *circuit concatenation*, as it allows us to construct large symmetric circuits by gluing together several smaller ones. While this operation can be made to preserve the symmetries of the original circuits, one must be careful in how to concatenate their workspace qubits; this is illustrated as follows.

Let \mathcal{C}_1 and \mathcal{C}_2 be Γ -symmetric circuits over X , and suppose that they use

$a(\mathcal{C}_1)$ and $a(\mathcal{C}_2)$ workspace qubits respectively. There are two natural ways in which we can implement their concatenation: either by using the same set of $\max\{a(\mathcal{C}_1), a(\mathcal{C}_2)\}$ workspace qubits for both circuits, or by having $a(\mathcal{C}_1) + a(\mathcal{C}_2)$ workspace qubits in total and using disjoint subsets for each of \mathcal{C}_1 and \mathcal{C}_2 . These possibilities are shown in Figure 1 below.

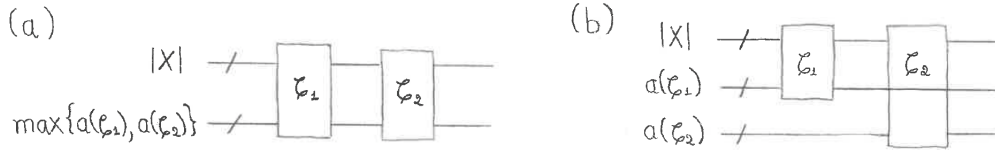


Figure 1: Two ways of concatenating circuits which use workspace qubits.

One can see that the second form of implementation (Figure 1(b)) will always be Γ -symmetric. However, it is not necessarily the case that the first way of concatenating the circuits is Γ -symmetric, as we might need to permute the workspace qubits of each circuit in a different way when the active qubits are acted upon by a symmetry in Γ . It can only be guaranteed that the circuit in Figure 1(a) will be Γ -symmetric if the workspace qubits of \mathcal{C}_1 and \mathcal{C}_2 have the same symmetries.

For ease of reference, we state the conclusion of the discussion above as the following lemma:

Lemma 1 (Circuit concatenation). *Suppose \mathcal{C}_1 and \mathcal{C}_2 are Γ -symmetric circuits. Then:*

- (i) *The concatenation of \mathcal{C}_1 and \mathcal{C}_2 where we use disjoint workspace qubits for each circuit is also Γ -symmetric.*
- (ii) *If the workspace qubits of \mathcal{C}_1 and \mathcal{C}_2 have the same symmetries, then the concatenated circuit $\mathcal{C}_1 \circ \mathcal{C}_2$ using the same workspace qubits is also Γ -symmetric.*

Other than circuit concatenation, a fundamental operation that is easily seen to preserve symmetry is that of *circuit inversion*:

Lemma 2 (Circuit inversion). *Given a Γ -symmetric circuit \mathcal{C} which implements a unitary U , we can construct a Γ -symmetric circuit \mathcal{C}^{-1} which implements U^{-1} and has the same complexity as \mathcal{C} .*

Proof. Since threshold gates are their own inverse, the circuit \mathcal{C}^{-1} formed by replacing every single-qubit gate A of \mathcal{C} by its inverse A^\dagger and then reversing the order of layers (with respect to \mathcal{C}) will implement U^{-1} . It is clear that \mathcal{C}^{-1} will have the same symmetries and the same complexity as \mathcal{C} . \square

The next lemma shows that it is also possible to perform controlled operations while preserving the symmetries of the original circuit, incurring in only a linear increase in circuit complexity. Recall that $h(\mathcal{C})$ denotes the number of wires which serve as the head of some threshold gate in circuit \mathcal{C} .

Lemma 3 (Controlled operations). *Given a Γ -symmetric circuit \mathcal{C} , we can construct an $(\{id_1\} \times \Gamma)$ -symmetric circuit $c\text{-}\mathcal{C}$ which implements control- \mathcal{C} using $O(s(\mathcal{C}))$ gates and $a(\mathcal{C}) + h(\mathcal{C})$ workspace qubits.*

Proof. We modify the original circuit one layer at a time, transforming each layer of \mathcal{C} into (at most) eight layers of $c\text{-}\mathcal{C}$. Other than the original qubits of \mathcal{C} and the control qubit, the controlled circuit will have an extra workspace qubit q' for each qubit q in \mathcal{C} which is the head of some threshold gate.

Start at the first layer \mathcal{L}_1 of \mathcal{C} , and decompose it into a layer \mathcal{L}'_1 containing only single-qubit gates and a layer \mathcal{L}''_1 containing only threshold gates. We can assume that there is at most one single-qubit gate in \mathcal{L}'_1 acting on any given qubit (otherwise we can first multiply them together).

Let $U \in \mathcal{U}(2)$ be the gate in \mathcal{L}'_1 acting on a given qubit. By [NC10, Corollary 4.2], there exist unitaries $A, B, C \in \mathcal{U}(2)$ and an angle α such that

$$ABC = I \quad \text{and} \quad U = e^{i\alpha}AXBXC.$$

We may then implement control- U using four single-qubit gates and two CNOTs distributed across five layers, as shown in Figure 2. Doing so for all gates in \mathcal{L}'_1 and combining the resulting gates into the same five layers, we obtain five Γ -symmetric layers which together implement $c\text{-}\mathcal{L}'_1$.

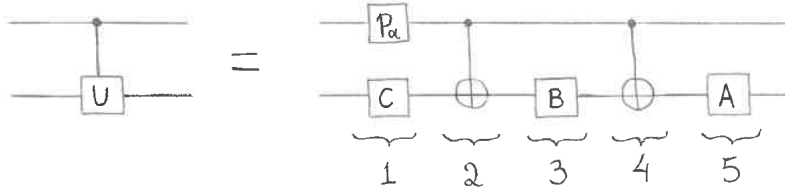


Figure 2: Implementing a controlled single-qubit gate in five layers.

Passing to \mathcal{L}''_1 , each threshold gate is replaced by three threshold gates distributed across three layers of $c\text{-}\mathcal{C}$ as shown in Figure 3. We use a different workspace qubit h' for each qubit h which is the head of a threshold gate, and group the resulting gates into the same three layers. Note that the resulting layers will each contain only pairwise-commuting gates, and that together they implement $c\text{-}\mathcal{L}''_1$. (This is not quite trivial, but follows easily from equation (8) in Appendix A.)

Doing the same for each subsequent layer of \mathcal{C} and then concatenating the resulting layers, by Lemma 1 we obtain a Γ -symmetric circuit implementing control- \mathcal{C} . Note that we can reuse the same workspace qubits throughout the circuit $c\text{-}\mathcal{C}$, as (by construction) those qubits respect the same symmetries within each layer. \square

Another important building block for quantum circuits is the implementation of *select operations* $\sum_j |j\rangle\langle j| \otimes U_j$, where one of several unitaries U_0, \dots, U_{k-1} is selected to be performed depending on the state of some chosen qubits. The following lemma shows how to implement these select operations in a way that preserves the symmetries of the unitaries to be selected.

Lemma 4 (Select operations). *Let U_0, \dots, U_{k-1} be Γ -symmetric n -qubit unitaries, let $\theta_0, \dots, \theta_{k-1}$ be real numbers and denote $m := \lceil \log k \rceil$. Given Γ -symmetric circuits $\mathcal{C}_0, \dots, \mathcal{C}_{k-1}$ such that \mathcal{C}_j implements U_j for $0 \leq j < k$, we can construct an $\{id_m\} \times \Gamma$ -symmetric circuit \mathcal{C}_{sel} which implements*

$$|j\rangle |\psi\rangle \mapsto e^{i\theta_j} |j\rangle U_j |\psi\rangle \quad \text{for } 0 \leq j < k$$

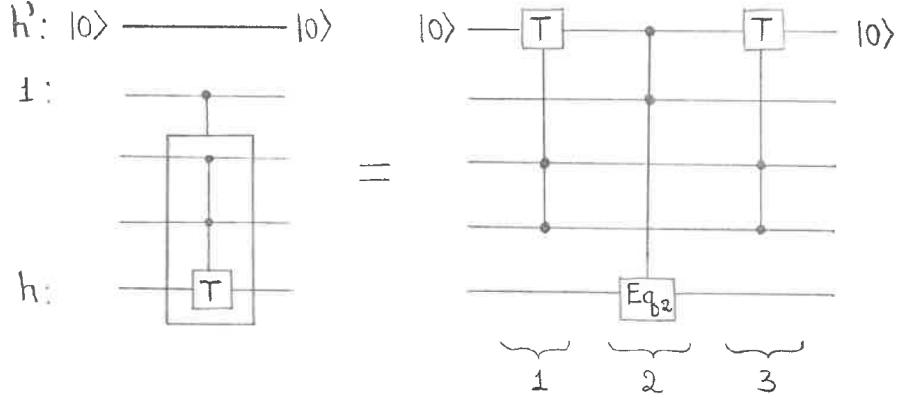


Figure 3: Implementing a controlled threshold gate in three layers.

using $O(k \log k + \sum_{j=0}^{k-1} s(\mathcal{C}_j))$ gates and $O(n + \sum_{j=0}^{k-1} a(\mathcal{C}_j))$ workspace qubits.

Proof. The action of the circuit \mathcal{C}_{sel} we wish to implement can be written in the following way:

$$\prod_{j=0}^{k-1} (|j\rangle\langle j| \otimes e^{i\theta_j} U_j + (I_{2^m} - |j\rangle\langle j|) \otimes I_{2^n}). \quad (4)$$

(The terms in this product commute, so the order of multiplication is irrelevant.) Each term in the product above can be implemented (with the help of workspace qubits) as shown in Figure 4.

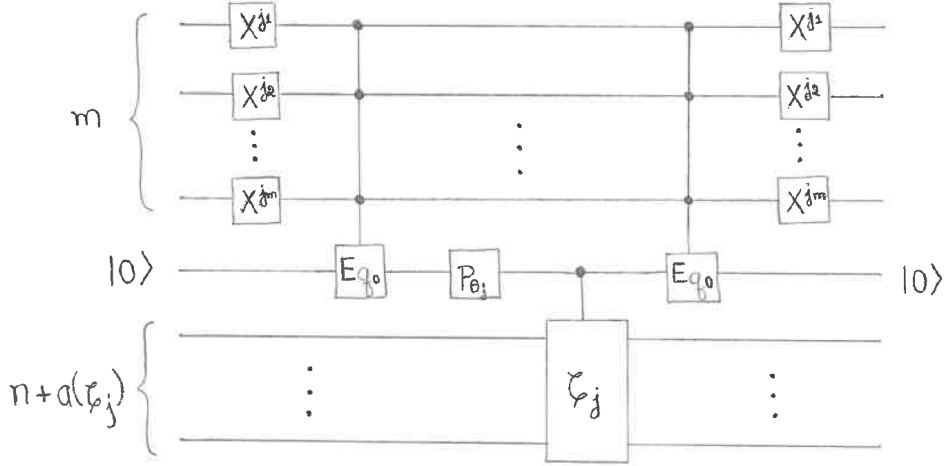


Figure 4: Implementing the circuit $|j\rangle\langle j| \otimes e^{i\theta_j} U_j + (I_{2^m} - |j\rangle\langle j|) \otimes I_{2^n}$ using one extra ancilla and a controlled \mathcal{C}_j .

By Lemma 3, we can implement control- \mathcal{C}_j symmetrically using (at most) $n + 2a(\mathcal{C}_j)$ ancillas and $O(s(\mathcal{C}_j))$ gates. Note that the n ancillas coming from ‘doubling’ the original active qubits can be reused in every controlled circuit $c\text{-}\mathcal{C}_j$ to be implemented, as they respect the same symmetries (which ultimately come

from Γ). By Lemma 1 and the formula (4) above, we can implement the desired select operation by concatenating all such circuits for $0 \leq j \leq k - 1$. The result follows. \square

Remark. If the workspace qubits of each circuit \mathcal{C}_j have the same symmetries, then we can decrease the number of workspace qubits used in the select circuit above by reusing the same qubits as in Figure 1(a).

Finally, we prove a technical result regarding how arbitrary permutation-symmetric unitaries decompose as a linear combination of simple symmetric unitaries. This will allow us to prove a quantum analogue of Theorem 6, stating that we can implement any partition-symmetric unitary while respecting its symmetries (see Theorem 11).

Lemma 5 (Decomposition of permutation-symmetric unitaries). *Let $n \geq 1$ be an integer and denote $m = \binom{n+3}{3}$. There exist unitaries $V_1, \dots, V_m \in \mathcal{U}(2)$ and a constant $C(n) > 0$ such that the following holds: any \mathcal{S}_n -symmetric n -qubit unitary U can be written in the form*

$$U = \sum_{i=1}^m \alpha_i V_i^{\otimes n}$$

with $\sum_{i=1}^m |\alpha_i| \leq C(n)$.

Proof. Let $R(\cdot)$ denote the natural representation of the symmetric group \mathcal{S}_n on $(\mathbb{C}^2)^{\otimes n}$, as given in equation (3). Denote by $(\mathbb{C}^{2 \times 2})_{sym}^{\otimes n}$ the vector space of $2^n \times 2^n$ matrices which are invariant under conjugation by all permutation operators $R(\pi)$:

$$(\mathbb{C}^{2 \times 2})_{sym}^{\otimes n} := \{A \in (\mathbb{C}^{2 \times 2})^{\otimes n} : R(\pi)AR(\pi)^\dagger = A \text{ for all } \pi \in \mathcal{S}_n\}.$$

It was shown by Watrous [Wat18, Theorem 7.11] that

$$(\mathbb{C}^{2 \times 2})_{sym}^{\otimes n} = \text{span}\{V^{\otimes n} : V \in \mathcal{U}(2)\},$$

and that this vector space has dimension $m := \binom{n+3}{3}$ (see Corollary 7.3 and Proposition 7.10 in [Wat18]). It follows that there exist single-qubit unitaries $V_1, \dots, V_m \in \mathcal{U}(2)$ such that

$$\text{span}\{V_i^{\otimes n} : 1 \leq i \leq m\} = \text{span}\{V^{\otimes n} : V \in \mathcal{U}(2)\} = (\mathbb{C}^{2 \times 2})_{sym}^{\otimes n}.$$

Fix such a set of unitaries V_1, \dots, V_m .

Now consider any \mathcal{S}_n -symmetric n -qubit unitary U . Since $U \in (\mathbb{C}^{2 \times 2})_{sym}^{\otimes n}$, it can be written uniquely as a linear combination of $V_1^{\otimes n}, \dots, V_m^{\otimes n}$. To determine the coefficients in this linear combination it suffices to solve a linear system of equations, which we describe next.

Denote by $\langle \cdot, \cdot \rangle$ the normalised trace inner product on $(\mathbb{C}^{2 \times 2})^{\otimes n}$:

$$\langle A, B \rangle = \frac{\text{tr}(B^\dagger A)}{2^n} \quad \text{for } A, B \in (\mathbb{C}^{2 \times 2})^{\otimes n}.$$

By linear independence of the $V_i^{\otimes n}$, the coefficients $(\alpha_1, \dots, \alpha_m) \in \mathbb{C}^m$ in the decomposition $U = \sum_{i=1}^m \alpha_i V_i^{\otimes n}$ are uniquely determined by the system of linear equations

$$\langle U, V_i^{\otimes n} \rangle = \left\langle \sum_{j=1}^m \alpha_j V_j^{\otimes n}, V_i^{\otimes n} \right\rangle = \sum_{j=1}^m \alpha_j \langle V_j^{\otimes n}, V_i^{\otimes n} \rangle \quad \text{for } 1 \leq i \leq m.$$

Indeed, write $M := (\langle V_j^{\otimes n}, V_i^{\otimes n} \rangle)_{i,j=1}^m$ and $u := (\langle U, V_i^{\otimes n} \rangle)_{i=1}^m$. Note that M is positive *definite*, since it is the Gram matrix of a set of linearly independent vectors; it follows that it is invertible and the operator norm of M^{-1} is equal to $\lambda_{\min}(M)^{-1}$ (where $\lambda_{\min}(M) > 0$ is the smallest eigenvalue of M). The solution of the linear system above is $\alpha = M^{-1}u$, from which we conclude that

$$\|\alpha\|_2 \leq \|M^{-1}\| \cdot \|u\|_2 = \lambda_{\min}(M)^{-1} \|u\|_2.$$

By Cauchy-Schwarz we have that $|\langle U, V_i^{\otimes n} \rangle| \leq 1$ for all $i \in [m]$, so $\|u\|_2 \leq \sqrt{m}$, and (also by Cauchy-Schwarz) $\|\alpha\|_1 \leq \sqrt{m} \|\alpha\|_2$. It follows that $\|\alpha\|_1 \leq m/\lambda_{\min}(M)$, a bound that depends only on n and our choice of unitaries V_1, \dots, V_m . \square

Remark. In principle it should be possible to obtain a good lower bound for the smallest eigenvalue of such a Gram matrix M , which would translate to a good upper bound for $\|\alpha\|_1$ (and thus for the constant $C(n)$ in the statement). We have not been able to do so, but leave it as an open problem in Section 8. Underlying this difficulty is the surprising imbalance on the amount of results known for symmetric *states* versus symmetric *unitaries*.

Applying the previous lemma multiple times, one easily obtains an analogous result concerning partition-symmetric unitaries:

Corollary 1 (Decomposition of partition-symmetric unitaries). *Let n_1, \dots, n_t be positive integers with $n_1 + \dots + n_t = n$, let $\Gamma = \mathcal{S}_{n_1} \times \dots \times \mathcal{S}_{n_t}$ and denote $m := \max_{i \leq t} \binom{n_i+3}{3}$. There exist unitaries $V_1, \dots, V_m \in \mathcal{U}(2)$ and a constant $C(n) > 0$ such that the following holds: any Γ -symmetric n -qubit unitary U can be written in the form*

$$U = \sum_{i_1, \dots, i_t=1}^m \alpha_{i_1, \dots, i_t} V_{i_1}^{\otimes n_1} \otimes \dots \otimes V_{i_t}^{\otimes n_t}$$

with $\sum_{i_1, \dots, i_t=1}^m |\alpha_{i_1, \dots, i_t}| \leq C(n)$.

5 Symmetric quantum subroutines

In this section we show how to perform a number of important quantum subroutines in a symmetric way.

5.1 Amplitude amplification

Amplitude amplification is a widely applicable procedure proposed by Brassard, Høyer, Mosca and Tapp [Bra+02], which informally allows us to amplify the “good part” of the outcome of a quantum algorithm.

The general setup is the following: suppose we have a quantum circuit \mathcal{A} which prepares a superposition $\sqrt{p}|\psi_1\rangle + \sqrt{1-p}|\psi_0\rangle$, and we wish to increase the amplitude of the state $|\psi_1\rangle$ in this superposition. Amplitude amplification gives a general technique for accomplishing this task, assuming only that we can “distinguish” between the states $|\psi_1\rangle$ and $|\psi_0\rangle$, and that we know an approximation of the original amplitude \sqrt{p} .

The following lemma (which gives the first part of Theorem 1) states that we can perform this procedure in a way that respects the symmetries of the original algorithm \mathcal{A} and of the state distinguisher. For simplicity, it assumes that we know the exact value of the amplitude \sqrt{p} , and in return allows us to exactly prepare the desired state $|\psi_1\rangle$. A similar result can be easily obtained if we relax both the assumption and the outcome to be approximate.

Lemma 6 (Amplitude amplification). *Suppose we are given a Γ -symmetric circuit \mathcal{A} such that*

$$\mathcal{A}|0\rangle^n = \sqrt{p}|\psi_1\rangle + \sqrt{1-p}|\psi_0\rangle,$$

where $|\psi_0\rangle$ and $|\psi_1\rangle$ are orthogonal states and $p \in (0, 1)$ is known. Suppose we are also given a $\Gamma \times \{id_1\}$ -symmetric circuit \mathcal{D} which distinguishes $|\psi_1\rangle$ from $|\psi_0\rangle$ in the following sense:

$$\mathcal{D}|\psi_0\rangle|0\rangle = |\psi_0\rangle|0\rangle, \quad \mathcal{D}|\psi_1\rangle|0\rangle = |\psi_1\rangle|1\rangle.$$

Then we can construct a Γ -symmetric circuit \mathcal{C} which maps $|0\rangle^n$ to $|\psi_1\rangle$, using $O((s(\mathcal{A}) + s(\mathcal{D}))/\sqrt{p})$ gates and $a(\mathcal{A}) + a(\mathcal{D}) + 3$ workspace qubits.

Proof. We employ the usual double-reflection strategy, alternately reflecting through the “good state” we wish to obtain and a “starting state” we can prepare which has nonnegligible overlap with the good state. To arrive exactly at the state $|\psi_1\rangle$ at the end of the algorithm, we need to perform a well-chosen rotation $R_y(\beta)$ on an ancilla qubit and incorporate this ancilla into the good state to be reflected over. Implementing the reflections will in turn require two extra ancilla qubits, one starting at $|0\rangle$ for using in the “distinguisher” circuit \mathcal{D} and one starting at $|-\rangle := \frac{|0\rangle - |1\rangle}{\sqrt{2}}$ for performing the phase kickback trick.

Denoting $K := \lceil \frac{\pi}{4\sqrt{p}} \rceil$ and defining $\beta \in (0, \pi)$ to be the unique solution to the equation

$$\sin \frac{\beta}{2} = \frac{1}{\sqrt{p}} \sin \left(\frac{\pi}{4K + 2} \right),$$

our quantum circuit \mathcal{C} is given in Figure 5 below.

By Lemmas 1 and 2, this circuit is Γ -symmetric. We next outline the argument for its correctness. For notational convenience, we ignore the $a(\mathcal{A}) + a(\mathcal{D})$ workspace qubits which stay at state $|0\rangle$ throughout our analysis.

Denote by $|S\rangle$ the state when we enter the “repeat” box, which we call the *starting state*; note that

$$|S\rangle = (\sqrt{p}|\psi_1\rangle + \sqrt{1-p}|\psi_0\rangle)|0\rangle (R_y(\beta)|0\rangle)|-\rangle.$$

The *good state* we wish to obtain at the end of the “repeat” box is

$$|G\rangle = |\psi_1\rangle|0\rangle|1\rangle|-\rangle,$$

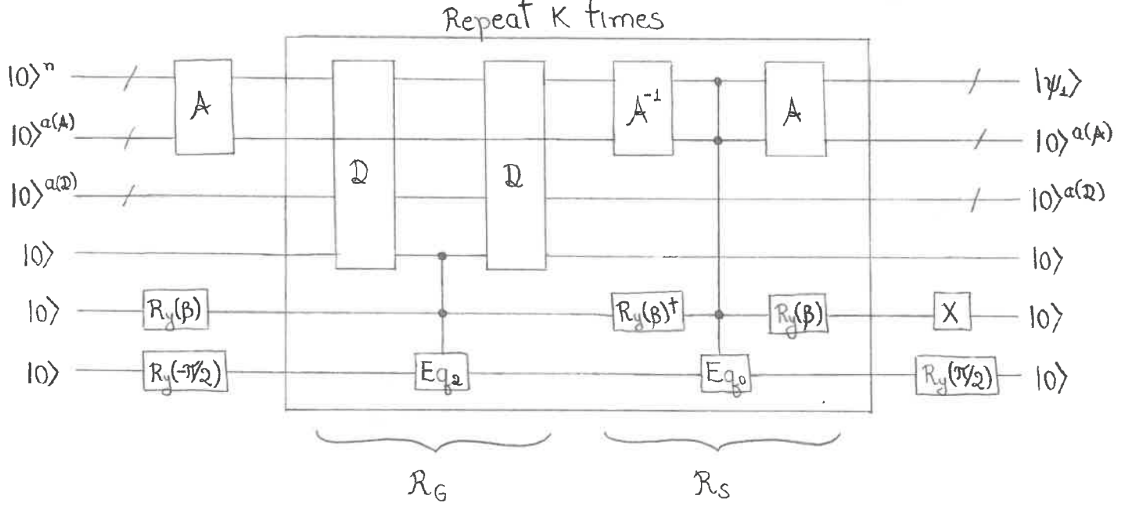


Figure 5: The circuit for symmetric amplitude amplification, with the reflections \mathcal{R}_G and \mathcal{R}_S highlighted.

so that we get the state $|\psi_1\rangle |0\rangle^3$ after applying the final layer of the circuit. Denote the two-dimensional space spanned by the starting state and the good state by V . Let $\theta = \pi/(4K + 2)$, so that $\langle G|S\rangle = \sin \theta$, and define the state $|B\rangle \in V$ by

$$|S\rangle = \sin \theta |G\rangle + \cos \theta |B\rangle.$$

Let \mathcal{R}_G and \mathcal{R}_S be the operators defined in Figure 5. Restricted to the subspace V , these operators act as reflections:

$$\begin{aligned} \mathcal{R}_G |G\rangle &= -|G\rangle, & \mathcal{R}_G |B\rangle &= |B\rangle, \\ \mathcal{R}_S |S\rangle &= -|S\rangle, & \mathcal{R}_S |S^\perp\rangle &= |S^\perp\rangle \end{aligned}$$

where $|S^\perp\rangle \in V$ is orthogonal to $|S\rangle$. The standard double-reflection argument (as presented in [Bra+02]) shows that

$$(\mathcal{R}_S \mathcal{R}_G)^j |S\rangle = \sin((2j + 1)\theta) |G\rangle + \cos((2j + 1)\theta) |B\rangle$$

for all integers $j \geq 0$. Thus $(\mathcal{R}_S \mathcal{R}_G)^K |S\rangle = |G\rangle$, as wished. \square

A useful variant of the amplitude amplification technique – called *oblivious amplitude amplification* – was proposed in [Ber+14]. It can be thought of as a generalisation of the previous technique where one replaces the starting state $|0\rangle^n$ by an arbitrary (and possibly unknown) n -qubit state $|\psi\rangle$. Next, we show that this variant can also be performed in a symmetric way.

Lemma 7 (Oblivious amplitude amplification). *Let U be a Γ -symmetric n -qubit unitary. Suppose we are given a $\Gamma \times \{id_a\}$ -symmetric $(n + a)$ -qubit circuit \mathcal{A} with action*

$$\mathcal{A} |\psi\rangle |0\rangle^a = \sqrt{p}(U |\psi\rangle) |0\rangle^a + \sqrt{1 - p} |\Phi_\psi\rangle \quad \text{for all } |\psi\rangle,$$

where $p \in (0, 1)$ is known and independent of $|\psi\rangle$, while $|\Phi_\psi\rangle$ is some normalised state that depends on $|\psi\rangle$ and has no support on basis states ending with 0^a . Then

we can construct a Γ -symmetric circuit which implements the unitary U using $O(s(\mathcal{A})/\sqrt{p})$ gates and $a + 2$ workspace qubits.

Proof. The proof is similar to the one of the last lemma.

Denoting $K := \lceil \frac{\pi}{4\sqrt{p}} \rceil$ and defining $\gamma \in (0, \pi)$ to be the unique solution to the equation

$$\cos \frac{\gamma}{2} = \frac{1}{\sqrt{p}} \sin \left(\frac{\pi}{4K + 2} \right),$$

our quantum circuit for oblivious amplitude amplification is shown below in Figure 6.

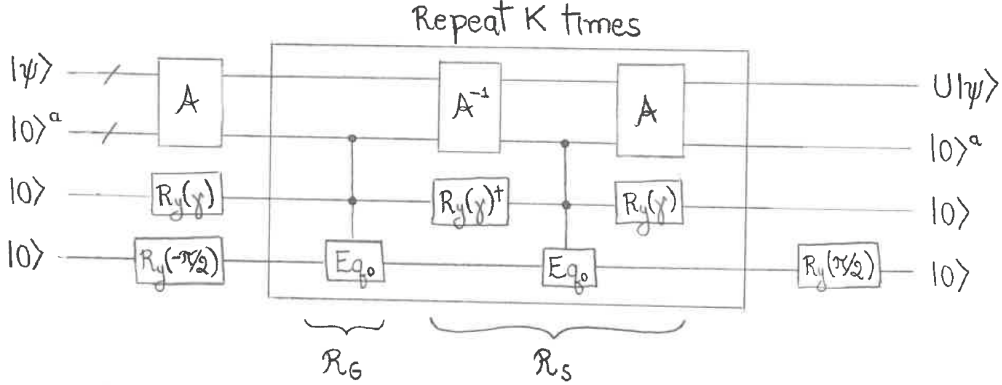


Figure 6: The circuit for oblivious amplitude amplification, with the reflections \mathcal{R}_G and \mathcal{R}_S highlighted.

Given an n -qubit quantum state $|\psi\rangle$ on which our circuit acts, define the *good state*

$$|G_\psi\rangle = (U|\psi\rangle)|0\rangle^{a+1}|- \rangle$$

and the *starting state*

$$|S_\psi\rangle = (\mathcal{A}|\psi\rangle|0\rangle^a)(R_y(\gamma)|0\rangle)|- \rangle.$$

Denote by V_ψ the two-dimensional subspace spanned by $|G_\psi\rangle$ and $|S_\psi\rangle$. Let $\theta = \pi/(4K + 2)$, so that $\langle G_\psi|S_\psi\rangle = \sin \theta$, and define the state $|B_\psi\rangle \in V_\psi$ by

$$|S_\psi\rangle = \sin \theta |G_\psi\rangle + \cos \theta |B_\psi\rangle.$$

Consider the operators \mathcal{R}_G and \mathcal{R}_S given in Figure 6. One can easily check that, restricted to the subspace V_ψ , \mathcal{R}_G acts as a reflection through the line perpendicular to $|G_\psi\rangle$:

$$\mathcal{R}_G |G_\psi\rangle = -|G_\psi\rangle, \quad \mathcal{R}_G |B_\psi\rangle = |B_\psi\rangle.$$

Moreover, within V_ψ , \mathcal{R}_S acts as a reflection through the line perpendicular to $|S_\psi\rangle$:

$$\mathcal{R}_S |S_\psi\rangle = -|S_\psi\rangle, \quad \mathcal{R}_S |S_\psi^\perp\rangle = |S_\psi^\perp\rangle$$

for $|S_\psi^\perp\rangle \in V_\psi$ orthogonal to $|S_\psi\rangle$ (see [Ber+14, Lemma 3.7]).

It then follows from the standard double-reflection argument that the state obtained at the end of the “repeat” box is

$$(\mathcal{R}_S \mathcal{R}_G)^K |S_\psi\rangle = \sin((2K+1)\theta) |G_\psi\rangle + \cos((2K+1)\theta) |B_\psi\rangle = |G_\psi\rangle.$$

Applying a rotation $R_y(\pi/2)$ to the last qubit we obtain $(U|\psi\rangle)|0\rangle^{a+2}$, as desired. \square

5.2 Phase estimation

Phase estimation is an efficient algorithmic procedure for estimating an eigenvalue of a known unitary U when given access to its corresponding eigenvector $|\psi\rangle$. It was first proposed by Kitaev [Kit95], and later considered in broader context in [Cle+98].

Suppose U is a unitary that we can implement via some quantum circuit \mathcal{A} , and let $|\psi\rangle$ be an eigenvector of U . Note that we can write $U|\psi\rangle = e^{2\pi i\theta}|\psi\rangle$ for some (unknown) phase $\theta \in [0, 1)$. Quantum phase estimation allows us to estimate the value of this phase θ up to precision ε using $O(1/\varepsilon)$ applications of control- \mathcal{A} , $O(1/\varepsilon^2)$ extra elementary gates and a single copy of the eigenstate $|\psi\rangle$.

More precisely, denoting $k = \lceil \log(1/\varepsilon) \rceil$, what this procedure allows us to do is implement a circuit that maps $|0\rangle^k |\psi\rangle$ to a superposition

$$\left(\sum_{t=0}^{2^k-1} \alpha_t |t\rangle \right) |\psi\rangle, \quad \text{where} \quad |\alpha_t| = \left| \frac{\sin((2^k\theta - t)\pi)}{2^k \sin((\theta - t/2^k)\pi)} \right| \quad (5)$$

(see [Cle+98, Section 5]). This gives an approximation of θ because the amplitudes $|\alpha_t|$ are highly concentrated around $t = 2^k\theta$. In particular, measuring the first register of (5) yields an integer t which satisfies³

$$\|\theta - t/2^k\|_{\mathbb{R}/\mathbb{Z}} < \varepsilon \quad (6)$$

with probability at least $4/5$.

The following result shows that we can (efficiently) perform the phase estimation procedure in a way that also respects the symmetries of the circuit \mathcal{A} .

Lemma 8 (Phase estimation). *Let U be a Γ -symmetric n -qubit unitary and let $|\psi\rangle$ be an eigenstate of U such that $U|\psi\rangle = e^{2\pi i\theta}|\psi\rangle$ for some unknown phase $\theta \in [0, 1)$. Let $0 < \varepsilon < 1$ and denote $k = \lceil \log(1/\varepsilon) \rceil$. Given a Γ -symmetric circuit \mathcal{A} which implements U , we can construct an $(\{id_k\} \times \Gamma)$ -symmetric circuit that maps $|0\rangle^k |\psi\rangle \mapsto \left(\sum_{t=0}^{2^k-1} \alpha_t |t\rangle \right) |\psi\rangle$ as in equation (5), using $O(s(\mathcal{A})/\varepsilon + 1/\varepsilon^2)$ gates and $O(a(\mathcal{A}) + h(\mathcal{A}))$ workspace qubits.*

Proof. The standard phase estimation algorithm is given as follows:

- (i) Apply $H^{\otimes k} \otimes I_{2^n}$ to $|0\rangle^k |\psi\rangle$;
- (ii) Apply a select operation $|j\rangle |\psi\rangle \mapsto |j\rangle U^j |\psi\rangle$ for $0 \leq j < 2^k$;
- (iii) Apply $\text{QFT}_{2^k}^\dagger \otimes I_{2^n}$, where $\text{QFT}_{2^k}^\dagger$ is the inverse quantum Fourier transform on $\mathbb{Z}/2^k\mathbb{Z}$.

³Here we use the distance $\|\cdot\|_{\mathbb{R}/\mathbb{Z}}$ in the torus since the phases $\theta = 0$ and $\theta = 1$ are equivalent.

The computations done in [Cle+98, Section 5] show that this algorithm maps $|0\rangle^n |\psi\rangle$ to the desired state given in (5).

Steps (i) and (iii) of the algorithm above are already given by $(\{id_k\} \times \Gamma)$ -symmetric circuits (for any $\Gamma \leq \mathcal{S}_n$). Since \mathcal{A} implements U and is Γ -symmetric, we can use the “select” circuit from Lemma 4 with $\mathcal{C}_j = \mathcal{A}^j$ to implement step (ii) symmetrically as well; note that we can reuse the same workspace qubits for all such circuits \mathcal{C}_j , as they have the same symmetries. The result follows from concatenating the circuits for each of these steps. \square

Note that the probability of obtaining a good estimate for the desired phase θ (in the sense of equation (6)) can be made to approach 1 using standard methods, which are also symmetry-preserving.

5.3 Linear combination of unitaries

An important technique in Hamiltonian simulation is known as *linear combination of unitaries*, or LCU for short. Intuitively, it gives a recipe for implementing any given linear combination $\sum_{i=0}^{k-1} \alpha_i U_i$ of unitaries U_0, \dots, U_{k-1} when we know how to implement each of these unitaries individually.

This technique can also be seen as a more sophisticated “building block” for creating more complex quantum circuits from simpler ones. This will be illustrated in Theorem 7 and Theorem 11 in later sections.

As the final item of Theorem 1 stated in the Introduction, we now prove that LCU can be performed in such a way that respects the symmetries of the unitaries.

Lemma 9 (LCU). *Let U_0, \dots, U_{k-1} be Γ -symmetric n -qubit unitaries, let $\alpha_0, \dots, \alpha_{k-1}$ be complex numbers and suppose $L := \|\sum_{i=0}^{k-1} \alpha_i U_i |0\rangle^n\| \neq 0$. Given Γ -symmetric circuits $\mathcal{C}_0, \dots, \mathcal{C}_{k-1}$ such that each \mathcal{C}_i implements $|0\rangle^n \mapsto U_i |0\rangle^n$, we can construct a Γ -symmetric circuit \mathcal{C}_{LCU} which implements*

$$|0\rangle^n \mapsto \frac{1}{L} \left(\sum_{i=0}^{k-1} \alpha_i U_i \right) |0\rangle^n$$

using $O(\|\alpha\|_1 (k \log k + \sum_{i=0}^{k-1} s(\mathcal{C}_i)) / L)$ gates and $O(n + \sum_{i=0}^{k-1} a(\mathcal{C}_i))$ workspace qubits.

Proof. Denote $m := \lceil \log k \rceil$. By Lemma 4, we can construct an $\{id_m\} \times \Gamma$ -symmetric circuit \mathcal{C}_{sel} which implements the select operation

$$|j\rangle |\psi\rangle \mapsto \frac{\alpha_j}{|\alpha_j|} |j\rangle U_j |\psi\rangle \quad \text{for } 0 \leq j < k$$

using $O(n + \sum_{j=0}^{k-1} a(\mathcal{C}_j))$ ancilla qubits and $O(k \log k + \sum_{j=0}^{k-1} s(\mathcal{C}_j))$ gates. We can also construct an ancilla-free m -qubit circuit W of size $O(k)$ such that

$$W |0\rangle^m = \frac{1}{\sqrt{\|\alpha\|_1}} \sum_{j=0}^{k-1} \sqrt{|\alpha_j|} |j\rangle;$$

see [Möt+05] for how this can be achieved.

Denote $a' := a(\mathcal{C}_{sel})$ and $n' := n + a'$ for convenience, and consider the circuit

$$\mathcal{A} = (W^\dagger \otimes I_{2^{n'}}) \circ \mathcal{C}_{sel} \circ (W \otimes I_{2^{n'}}).$$

This circuit is $\{id_m\} \times \Gamma$ -symmetric (by Lemma 1), it uses $O(n + \sum_{j=0}^{k-1} a(\mathcal{C}_j))$ workspace qubits and has size $O(k \log k + \sum_{j=0}^{k-1} s(\mathcal{C}_j))$. A simple computation shows that

$$(\langle 0|^m \otimes I_{2^{n'}}) \mathcal{A} |0\rangle^m |0\rangle^{n'} = \frac{1}{\|\alpha\|_1} \left(\sum_{j=0}^{k-1} \alpha_j U_j |0\rangle^n \right) |0\rangle^{a'}.$$

Denoting $|\psi_1\rangle = \frac{1}{L} |0\rangle^m \left(\sum_{j=0}^{k-1} \alpha_j U_j |0\rangle^n \right) |0\rangle^{a'}$, we conclude that

$$\mathcal{A} |0\rangle^m |0\rangle^{n'} = \frac{L}{\|\alpha\|_1} |\psi_1\rangle + \sqrt{1 - \frac{L^2}{\|\alpha\|_1^2}} |\psi_0\rangle$$

for some $(m + n')$ -qubit state $|\psi_0\rangle$ which has no support on basis states starting with 0^m . We can then use amplitude amplification (Lemma 6) on circuit \mathcal{A} (with the circuit \mathcal{D} being a single gate Eq_0 applied to the first m qubits) in order to conclude the proof. \square

Remark. The bound obtained on the number of workspace qubits can be significantly improved in some cases, for instance when the workspace qubits of the circuits \mathcal{C}_j satisfy the same symmetries, or when there are few qubits which serve as the head of some threshold gate.

In the previous lemma we have used in an essential way the fact that we started with a known state (in our case $|0\rangle^n$), and the obtained circuit does not necessarily implement the linear combination $\frac{1}{L} \sum_i \alpha_i U_i$ for any other n -qubit states. This is unavoidable in general, as the linear combination $\frac{1}{L} \sum_i \alpha_i U_i$ might not even be a unitary matrix.

In the special case where this linear combination of unitaries is also unitary, we can overcome this obstacle as shown in the following lemma:

Lemma 10 (Oblivious LCU). *Let U_0, \dots, U_{k-1} be n -qubit unitaries, let $\alpha_0, \dots, \alpha_{k-1}$ be complex numbers and suppose that $\sum_{i=0}^{k-1} \alpha_i U_i$ is also unitary. Given Γ -symmetric circuits $\mathcal{C}_0, \dots, \mathcal{C}_{k-1}$ which implement U_0, \dots, U_{k-1} , we can construct a Γ -symmetric circuit \mathcal{C}_{LCU} which implements $\sum_{i=0}^{k-1} \alpha_i U_i$ using $O(\|\alpha\|_1 (k \log k + \sum_{i=0}^{k-1} s(\mathcal{C}_i)))$ gates and $O(n + \sum_{j=0}^{k-1} a(\mathcal{C}_j))$ workspace qubits.*

Proof. Denote $m := \lceil \log k \rceil$. We first construct an ancilla-free m -qubit circuit W of size $O(k)$ such that

$$W |0\rangle^m = \frac{1}{\sqrt{\|\alpha\|_1}} \sum_{j=0}^{k-1} \sqrt{|\alpha_j|} |j\rangle.$$

By Lemma 4, we can construct an $\{id_m\} \times \Gamma$ -symmetric circuit \mathcal{C}_{sel} which implements

$$|j\rangle |\psi\rangle \mapsto \frac{\alpha_j}{|\alpha_j|} |j\rangle U_j |\psi\rangle \quad \text{for } 0 \leq j < k$$

using $O(n + \sum_{j=0}^{k-1} a(\mathcal{C}_j))$ workspace qubits and $O(k \log k + \sum_{j=0}^{k-1} s(\mathcal{C}_j))$ gates. Denote $a' := a(\mathcal{C}_{sel})$, $n' := n + a'$ and consider the circuit

$$\mathcal{A} = (W^\dagger \otimes I_{2n'}) \circ \mathcal{C}_{sel} \circ (W \otimes I_{2n}).$$

A simple computation shows that

$$\mathcal{A} |0\rangle^m |\psi\rangle |0\rangle^{a'} = \frac{1}{\|\alpha\|_1} |0\rangle^m \left(\sum_{j=0}^{k-1} \alpha_j U_j |\psi\rangle \right) |0\rangle^{a'} + \sqrt{1 - \frac{1}{\|\alpha\|_1^2}} |\Phi_\psi\rangle,$$

where $(\langle 0|^m \otimes I_{2n'}) |\Phi_\psi\rangle = 0$. Using oblivious amplitude amplification (Lemma 7), we can then construct a Γ -symmetric circuit which implements $\sum_{j=0}^{k-1} \alpha_j U_j$ using $O(\|\alpha\|_1 s(\mathcal{C}_{sel}))$ gates and $m + a' + 2$ workspace qubits. The result follows. \square

6 Symmetric state preparation

One of the key subroutines in quantum computing is the task of *state preparation*. There are several approaches for realising this task: adiabatic algorithms, variational methods (e.g., VQE), and designing quantum circuits that directly prepare the state. We consider the latter option: one is given a classical description of a quantum state $|\phi\rangle$ and is asked to generate a quantum circuit that prepares $|\phi\rangle$ from a fixed state $|0\rangle^n$.

This task is notoriously difficult in general: preparing an arbitrary n -qubit quantum state using only single- and two-qubit gate requires a circuit of depth $\Theta(n)$ and an exponential amount of ancillary qubits (in n) [ZLY22].

Symmetries can dramatically reduce the number of gates required to prepare that state. For example, the Greenberger-Horne-Zeilinger (GHZ) states can be prepared very efficiently: a GHZ state can be prepared using a linear number of CNOT gates [Ben+96] in the number of qubits, as opposed to an exponential number of gates that might be required for an arbitrary entangled state. Similarly, preparing the well-known AKLT state [Smi+24] requires only a constant-depth quantum circuit. Improvements that emerge from using symmetries for this task have been studied in the context of variational algorithms [Gar+20].

If the desired class of quantum states satisfies a non-trivial group of symmetries, one might wonder whether its state-preparation circuit can be made to satisfy those same symmetries.

6.1 Permutation symmetry

A rich source of applications of symmetries to quantum information theory comes from considering the *symmetric subspace* $\vee^n \mathbb{C}^2$. This is the vector space formed by all n -qubit states which are invariant under permutations of the qubits, and has been proven useful in state estimation, optimal cloning and the quantum de Finetti theorem [Har13].

Clearly, any quantum state that can be prepared by an \mathcal{S}_n -symmetric circuit when starting from $|0\rangle^n$ must belong to $\vee^n \mathbb{C}^2$. An immediate question is whether the opposite holds: can every symmetric state $|\phi\rangle \in \vee^n \mathbb{C}^2$ be prepared by some

permutation-symmetric quantum circuit? Moreover, which of these states can be *efficiently* prepared by a permutation-symmetric quantum circuit?

Remarkably, it turns out that the obvious necessary condition of symmetry is sufficient even for ensuring the efficiency of a symmetric state-preparation circuit. In other words, in the context of \mathcal{S}_n -symmetric quantum circuits, there is an equivalence between states that are *possible* to prepare and states that are *efficient* to prepare. As mentioned above, this is far from true in the general (unrestricted) circuit setting.

Towards proving this result, we first consider the special case of *Dicke states*. Given integers $n \geq k \geq 0$, the Dicke state $|D_k^n\rangle$ is defined by

$$|D_k^n\rangle := \binom{n}{k}^{-1/2} \sum_{x \in \{0,1\}^n: |x|=k} |x\rangle.$$

Lemma 11 (Dicke state preparation). *Given integers $n \geq k \geq 0$, there exists an \mathcal{S}_n -symmetric circuit that maps $|0\rangle^n$ to $|D_k^n\rangle$ using 3 workspace qubits and $O(nk^{1/4})$ gates.*

Proof. We can assume that $1 \leq k \leq n/2$, as the case $k = 0$ is trivial and the case where $k > n/2$ is analogous. Let $\theta = 2 \arcsin \sqrt{k/n}$, so that

$$R_y(\theta) = \begin{pmatrix} \sqrt{1-k/n} & -\sqrt{k/n} \\ \sqrt{k/n} & \sqrt{1-k/n} \end{pmatrix}.$$

Applying $R_y(\theta)$ to each of n qubits initialised $|0\rangle$, we obtain the state

$$R_y(\theta)^{\otimes n} |0\rangle^n = \sum_{x \in \{0,1\}^n} (\sqrt{k/n})^{|x|} (\sqrt{1-k/n})^{n-|x|} |x\rangle.$$

Note that $\langle D_k^n | R_y(\theta)^{\otimes n} |0\rangle^n = \sqrt{p}$, where

$$p = \binom{n}{k} \left(\frac{k}{n}\right)^k \left(1 - \frac{k}{n}\right)^{n-k};$$

it follows that we can write

$$R_y(\theta)^{\otimes n} |0\rangle^n = \sqrt{p} |D_k^n\rangle + \sqrt{1-p} |\psi_0\rangle,$$

where $|\psi_0\rangle$ has zero amplitude on computational basis states of weight k .

Applying symmetric amplitude amplification (Lemma 6) to the circuit $\mathcal{A} = R_y(\theta)^{\otimes n}$ and with an Eq_k gate performing the part of the distinguisher circuit \mathcal{D} , we can construct an \mathcal{S}_n -symmetric circuit which maps $|0\rangle^n$ to $|D_k^n\rangle$ using 3 workspace qubits and $O(n/\sqrt{p})$ gates. This circuit is shown in Figure 7.

It remains to estimate the value of \sqrt{p} . This can be done using the binomial inequalities

$$\sqrt{\frac{n}{8k(n-k)}} 2^{nH(k/n)} \leq \binom{n}{k} \leq \sqrt{\frac{n}{2\pi k(n-k)}} 2^{nH(k/n)}$$

given in [MS77, Chapter 10, Lemma 7], where $H(\cdot)$ denotes the binary entropy function. By definition, we can write $p = \binom{n}{k} 2^{-nH(k/n)}$, from which we conclude that $p = \Theta(k^{-1/2})$. The number of gates in the circuit is then $\Theta(nk^{1/4})$, as wished. \square

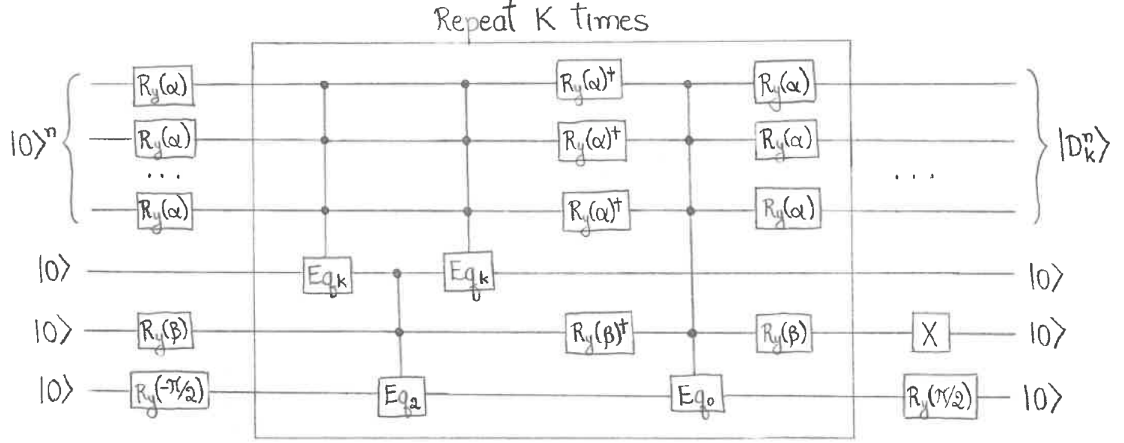


Figure 7: An \mathcal{S}_n -symmetric circuit for preparing the Dicke state $|D_k^n\rangle$.

Theorem 7 (Symmetric state preparation). *Given the classical description of a symmetric n -qubit state $|\varphi\rangle$, we can construct an \mathcal{S}_n -symmetric quantum circuit \mathcal{C} which prepares $|\varphi\rangle$ starting from $|0\rangle^n$ using $O(n^{2.75})$ gates and 6 workspace qubits.*

Proof. Since the set of Dicke states $\{|D_k^n\rangle : 0 \leq k \leq n\}$ forms an orthonormal basis of the symmetric subspace, we can decompose any symmetric n -qubit state $|\varphi\rangle$ as

$$|\varphi\rangle = \sum_{k=0}^n \alpha_k |D_k^n\rangle,$$

where $\alpha_0, \dots, \alpha_n$ are complex numbers with $|\alpha_0|^2 + \dots + |\alpha_n|^2 = 1$. By the Cauchy-Schwarz inequality, we have

$$\sum_{k=0}^n |\alpha_k| \leq \sqrt{n+1}.$$

For each $0 \leq k \leq n$, denote by \mathcal{C}_k the symmetric circuit that maps $|0\rangle^n$ to $|D_k^n\rangle$ constructed in Lemma 11. These circuits use 3 ancilla qubits and $O(n^{5/4})$ gates. Using linear combination of unitaries (Lemma 9), we can construct an \mathcal{S}_n -symmetric circuit \mathcal{C} such that

$$\mathcal{C} |0\rangle^n = \left(\sum_{k=0}^n \alpha_k \mathcal{C}_k \right) |0\rangle^n = |\varphi\rangle,$$

and which uses $O(n^{11/4})$ gates and $O(n)$ workspace qubits. \square

6.2 Towards general symmetries

One can also consider quantum states which are symmetric with respect to other symmetry groups. An interesting class of examples are the *polynomial phase states* studied in [Aru+23], which contain as special cases graph states, hypergraph states and states produced by measurement-based quantum computing.

Definition 13 (Polynomial phase state). Given a polynomial $P : \mathbb{F}_2^n \rightarrow \mathbb{F}_2$, the phase state associated to P is

$$|\varphi_P\rangle := 2^{-n/2} \sum_{x \in \{0,1\}^n} (-1)^{P(x)} |x\rangle.$$

Denote by $\text{Pol}_{\leq d}(\mathbb{F}_2^n)$ the set of all polynomials of degree at most d on n variables over \mathbb{F}_2 , and let

$$[n]_{\leq d} := \{J \subseteq [n] : |J| \leq d\}.$$

There is a natural bijection between $\text{Pol}_{\leq d}(\mathbb{F}_2^n)$ and the set $\{0,1\}^{[n]_{\leq d}}$ given by the *list of coefficients*: for every $P \in \text{Pol}_{\leq d}(\mathbb{F}_2^n)$ there is a unique list $(a_J : J \in [n]_{\leq d})$ such that

$$P(x_1, \dots, x_n) = \sum_{J \subseteq [n] : |J| \leq d} a_J \prod_{j \in J} x_j \pmod{2}.$$

Denote by $|P\rangle = \bigotimes_{J \in [n]_{\leq d}} |a_J\rangle$ the computational basis state encoding this list of coefficients.

The group of symmetries of the set $[n]_{\leq d}$ corresponds to the pointwise action of the permutation group \mathcal{S}_n on subsets $J \subseteq [n]$ of size at most d ; denote this group by $\mathcal{S}_{\leq d}^n$. We next show how to construct a linear-size $\mathcal{S}_{\leq d}^n$ -symmetric circuit which, on input $|P\rangle \in (\mathbb{C}^2)^{[n]_{\leq d}}$, prepares the corresponding phase state $|\varphi_P\rangle$.

Theorem 8 (Phase state preparation). *Given integers $n, d \geq 1$, we can construct an $\mathcal{S}_{\leq d}^n$ -symmetric circuit \mathcal{C} of size $O(n^d)$ such that*

$$\mathcal{C}|P\rangle|0\rangle^n = |P\rangle|\varphi_P\rangle \quad \text{for all } P \in \text{Pol}_{\leq d}(\mathbb{F}_2^n).$$

Proof. We start by applying a layer of Hadamard gates to all qubits, obtaining the state

$$\left(\bigotimes_{J \in [n]_{\leq d}} \frac{|0\rangle + (-1)^{a_J} |1\rangle}{\sqrt{2}} \right) \otimes \left(\frac{1}{2^{n/2}} \sum_{x \in \mathbb{F}_2^n} |x\rangle \right).$$

We then apply an X gate to the wire indexed by \emptyset and, for each set $J \subseteq [n]$ of size $1 \leq |J| \leq d$, we apply the threshold gate⁴ $\text{Th}_{|J|}^{J,J}$. Note that all of these gates pairwise commute, and the resulting state after the second layer is

$$\left(\bigotimes_{J \in [n]_{\leq d}} \frac{|0\rangle + (-1)^{a_J} |1\rangle}{\sqrt{2}} \right) \otimes \left(\frac{1}{2^{n/2}} \sum_{x \in \mathbb{F}_2^n} \prod_{J \in [n]_{\leq d}} (-1)^{a_J} \prod_{j \in J} x_j |x\rangle \right).$$

Finally, we end with a layer of Hadamard gates applied to all input wires (i.e., those indexed by $[n]_{\leq d}$); this produces the state

$$\left(\bigotimes_{J \in [n]_{\leq d}} |a_J\rangle \right) \otimes \left(\frac{1}{2^{n/2}} \sum_{x \in \mathbb{F}_2^n} \prod_{J \in [n]_{\leq d}} (-1)^{a_J} \prod_{j \in J} x_j |x\rangle \right) = |P\rangle|\varphi_P\rangle.$$

The circuit thus constructed is easily checked to be Γ -symmetric. \square

⁴The gate $\text{Th}_{|J|}^{J,J}$ amounts to a multi-controlled NOT gate where the control qubits are indexed by the elements in J and the target qubit is indexed by the set J .

Finally, another family of symmetric states originates from the solutions to certain symmetric problems.

Indeed, suppose we have a decision problem on n -bit strings which is invariant under the action of some symmetry group $\Gamma \leq \mathcal{S}_n$. In that case, the uniform superposition over all accepting bit strings (written in the computational basis) will be a Γ -symmetric quantum state. The following result says that we can prepare this quantum state symmetrically whenever we can solve the associated decision problem symmetrically.

Theorem 9 (Superposition over accepting states). *Let $f : \{0, 1\}^n \rightarrow \{0, 1\}$ be a Γ -symmetric Boolean function, and denote $p := |f^{-1}(\{1\})|/2^n$. Given a Γ -symmetric circuit \mathcal{C} which implements f , we can construct a Γ -symmetric circuit that prepares the state*

$$|\psi_f\rangle := \frac{1}{\sqrt{p2^n}} \sum_{x:f(x)=1} |x\rangle$$

using $O((n + s(\mathcal{C}))/\sqrt{p})$ gates and $a(\mathcal{C}) + 3$ workspace qubits.

Proof. This immediately follows by applying symmetric amplitude amplification (Lemma 6) to circuits $\mathcal{A} = H^{\otimes n}$ and $\mathcal{D} = \mathcal{C}$, with $|\psi_1\rangle = |\psi_f\rangle$. \square

7 Examples of symmetric quantum algorithms

We now show how to express some symmetric quantum algorithms using the formalism of symmetric quantum circuits.

7.1 Group-equivariant quantum neural networks

In the field of quantum machine learning, group-equivariant quantum neural networks (QNNs) have emerged as appropriate architectures for learning highly symmetric properties. When incorporating the underlying invariances in the data as geometric priors into their learning architectures, one significantly restricts the space of functions explored by the QNN model without weakening its predictive power. Such models can lead to better performance, both in training and generalization, than those without inductive biases [Rag+22].

The symmetry constraints imposed on group-equivariant QNNs are strongly connected to our notion of symmetry for quantum circuits. Indeed, such QNNs can be regarded as particular instantiations of symmetric quantum circuits, albeit with different gate sets.

Here we illustrate how this difference in gate sets – and in perspectives – is of little regard. We show that the permutation-equivariant QNNs proposed in [Sch+24] can be naturally translated into \mathcal{S}_n -symmetric circuits with only a constant-factor increase on the number of gates (though at the expense of adding $\Theta(n^2)$ workspace qubits). The procedure outlined here is not specific to the permutation group, and should work for more general group-equivariant QNNs as well.

The permutation-equivariant QNNs of [Sch+24] consist of series of ‘layers’ of parametrised unitaries, each of the form $e^{-i\theta\mathcal{H}}$ for some $\mathcal{H} \in \{\mathcal{H}_X, \mathcal{H}_Y, \mathcal{H}_{ZZ}\}$,

where

$$\mathcal{H}_X = \frac{1}{n} \sum_{j=1}^n X_j, \quad \mathcal{H}_Y = \frac{1}{n} \sum_{j=1}^n Y_j, \quad \mathcal{H}_{ZZ} = \frac{2}{n(n-1)} \sum_{j<k} Z_j Z_k.$$

In addition, the observables considered in the context of QNNs are of the form

$$\frac{1}{n} \sum_{j=1}^n \chi_j, \quad \frac{2}{n(n-1)} \sum_{j<k} \chi_j \chi_k, \quad \prod_{j=1}^n \chi_j \quad (7)$$

for some Pauli matrix χ . We will show how to implement each layer of the QNN and each observable by an \mathcal{S}_n -symmetric quantum circuit. Concatenating those circuits gives the desired symmetric implementation of the neural networks.

The layers corresponding to \mathcal{H}_X equate to the unitary

$$e^{-i\theta\mathcal{H}_X} = \prod_{j=1}^n e^{-i(\theta/n)X_j} = \bigotimes_{j=1}^n e^{-i(\theta/n)X_j},$$

which is an \mathcal{S}_n -symmetric layer of n single-qubit gates. Similarly for those layers corresponding to \mathcal{H}_Y . The layers corresponding to \mathcal{H}_{ZZ} consist of two-qubit gates $e^{-i\alpha Z_j Z_k}$ which do not directly belong to our gate set; to implement them, we introduce $\binom{n}{2}$ workspace qubits.

For each unordered pair of distinct indices $j, k \in [n]$, we add a workspace qubit labelled $\{j, k\}$. Note that

$$e^{-i\theta\mathcal{H}_{ZZ}} = \prod_{j<k} e^{-i\frac{2\theta}{n(n-1)}Z_j Z_k},$$

and that all of the terms in this product commute. Setting $\alpha = 2\theta/(n(n-1))$, the unitary $e^{-i\alpha Z_j Z_k}$ can be implemented as follows: apply a single-qubit gate $e^{-\alpha I}$ to qubit $\{j, k\}$, followed by CNOTs from qubits j and k to qubit $\{j, k\}$, followed by a phase gate $P_{2\alpha}$ on qubit $\{j, k\}$, followed by CNOTs from qubits j and k to qubit $\{j, k\}$. This is shown in Figure 8.

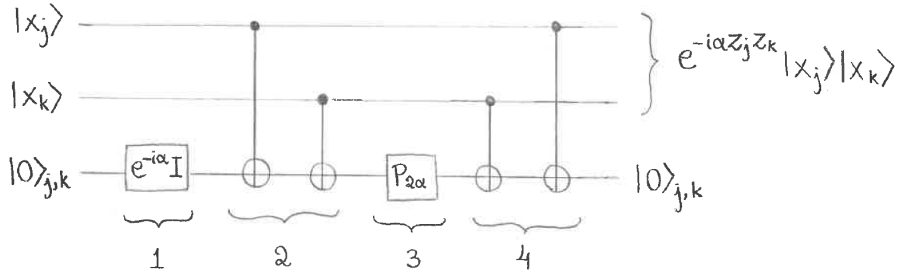


Figure 8: A circuit which implements $e^{-i\alpha Z_j Z_k}$.

Doing so for every pair of indices j, k and grouping the resulting gates into four layers of analogous gates, we obtain an \mathcal{S}_n -symmetric circuit that implements $e^{-i\theta\mathcal{H}_{ZZ}}$ using $O(n^2)$ gates and $O(n^2)$ workspace qubits (which are returned to $|0\rangle$ at the end).

For the observables, let us consider the case where the matrix χ in Equation (7) corresponds to Z ; the other cases can be easily reduced to this one. Note that, for any bit string $x \in \{0, 1\}^n$, we have

$$\begin{aligned} \left(\frac{1}{n} \sum_{j=1}^n Z_j \right) |x\rangle &= \left(\frac{1}{n} \sum_{j=1}^n (-1)^{x_j} \right) |x\rangle = \left(1 - \frac{2|x|}{n} \right) |x\rangle, \\ \left(\prod_{j=1}^n Z_j \right) |x\rangle &= \left(\prod_{j=1}^n (-1)^{x_j} \right) |x\rangle = (-1)^{|x|} |x\rangle \end{aligned}$$

and

$$\left(\frac{2}{n(n-1)} \sum_{j < k} Z_j Z_k \right) |x\rangle = \left(\frac{2}{n(n-1)} \sum_{j < k} (-1)^{x_j + x_k} \right) |x\rangle.$$

The first two can be determined symmetrically using threshold-type gates. For the third, we introduce $\binom{n}{2}$ extra workspace qubits to encode the values of $y_{i,j} := x_i \oplus x_j$. We can then express the value of the observable on $|x\rangle$ as $1 - 4|y|/(n(n-1))$, which can also be symmetrically determined using threshold-type gates.

7.2 Restriction to the symmetric subspace

We have shown in Theorem 7 that every state in the symmetric subspace $\vee^n \mathbb{C}^2$ can be efficiently prepared by an \mathcal{S}_n -symmetric circuit. We now show how these circuits can also efficiently implement any symmetric unitary when restricted to the symmetric subspace:

Theorem 10 (Symmetric subspace unitaries). *Given an \mathcal{S}_n -symmetric unitary $U \in \mathcal{U}(2^n)$, we can implement the restricted action of U on the symmetric subspace as an \mathcal{S}_n -symmetric circuit with $O(n^{3.75})$ gates and $O(n)$ workspace qubits.*

Proof. For $k \in \{0, \dots, n\}$, denote by \mathcal{C}_k the \mathcal{S}_n -symmetric circuit that implements $|0\rangle^n \mapsto |D_k^n\rangle$ constructed in Lemma 11, and let $|\phi_k\rangle := U|D_k^n\rangle$. Note that the following equations completely determine the action of U on the symmetric subspace:

$$U|D_k^n\rangle = |\phi_k\rangle \quad \text{for } 0 \leq k \leq n.$$

Denote by \mathcal{A}_k the \mathcal{S}_n -symmetric circuit that implements $|0\rangle^n \mapsto |\phi_k\rangle$ constructed in Theorem 7.

For each k , it follows that the circuit $\mathcal{A}_k \circ \mathcal{C}_k^\dagger$ maps $|D_k^n\rangle$ to $|\phi_k\rangle$ (when those states are padded with the appropriate number of qubits $|0\rangle$). We can then implement U on a symmetric state $|\psi\rangle = \sum_{k=0}^n \alpha_k |D_k^n\rangle$ by checking, for all $k \in \{0, \dots, n\}$, whether the first n qubits of $\mathcal{C}_k^\dagger |\psi\rangle$ are zero and then implementing either \mathcal{A}_k (if this is the case) or \mathcal{C}_k (if not). The circuit in Figure 9(a) does this symmetrically for a given k with the help of one extra ancilla qubit (using a new ancilla for each k).

At the end of the computation we must return this ancilla to $|0\rangle$, which can be done by applying \mathcal{A}_k^\dagger , then an Eq_0 gate followed by the application of \mathcal{A}_k as shown in Figure 9(b). Implementing all circuits shown in Figure 9(a) for $0 \leq k \leq n$ (in some arbitrary order) and then all circuits in Figure 9(b), we obtain the desired \mathcal{S}_n -symmetric circuit. \square

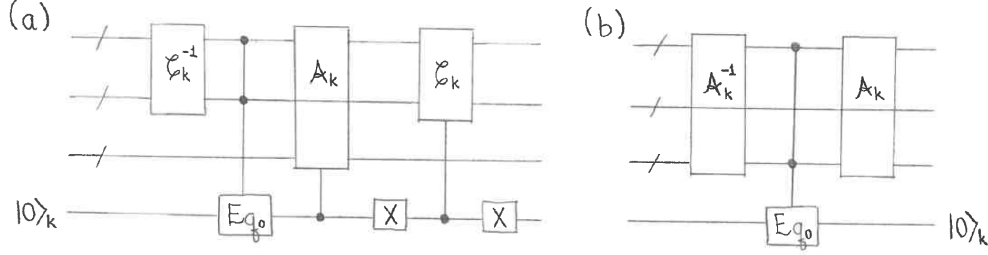


Figure 9: Parts of the circuit that implements the restriction of a unitary to the symmetric subspace.

7.3 Partition-symmetric unitaries

Even though we have seen that symmetric quantum circuits can perform many important quantum subroutines, an important complexity-theoretic question is whether they are *universal* for symmetric operations. This is not a trivial question: Marvian showed that, in the context of *continuous* symmetries and without allowing ancillas, generic symmetric unitaries cannot be implemented using local symmetric unitaries [Mar22].

Here we show that, in the context of any partition-symmetry group $\Gamma = \mathcal{S}_{n_1} \times \dots \times \mathcal{S}_{n_t}$, Γ -symmetric quantum circuits are universal: they can implement any Γ -symmetric unitary.

Theorem 11. *Any partition-symmetric unitary can be implemented by a partition-symmetric quantum circuit.*

Proof. Let $\Gamma = \prod_{i=1}^t \mathcal{S}_{n_i}$ be the considered symmetry group, denote $n = n_1 + \dots + n_t$ and let U be a Γ -symmetric n -qubit unitary. By Corollary 1 we can write

$$U = \sum_{i_1, \dots, i_t=1}^m \alpha_{i_1, \dots, i_t} V_{i_1}^{\otimes n_1} \otimes \dots \otimes V_{i_t}^{\otimes n_t},$$

where $m \leq \binom{n+3}{3}$, $V_i \in \mathcal{U}(2)$ for all $i \in [m]$ and

$$\sum_{i_1, \dots, i_t=1}^m |\alpha_{i_1, \dots, i_t}| \leq C(n)$$

for some finite value $C(n) > 0$. Using oblivious linear combination of unitaries (Lemma 10), one can construct a Γ -symmetric circuit which implements U by combining the simple Γ -symmetric circuits $V_{i_1}^{\otimes n_1} \otimes \dots \otimes V_{i_t}^{\otimes n_t}$. \square

8 Discussion and open problems

Our work opens a number of important questions that can shed further light on the computational power and limitations of symmetric quantum computation.

The peculiar structure of this class of quantum computations may lead to stronger (non-) uniform circuit lower bounds which are simpler to obtain. This possibility is motivated by the availability of powerful methods for proving circuit

lower bounds in the classical symmetric setting. It would be interesting to extend such methods to the quantum setting.

A related question brought by the existence of strong classical lower bounds is to establish quantum advantage for the family of symmetric computations: Is there a problem with inherent symmetries that can be solved super-polynomially faster in this model than in the classical symmetric model?

Another interesting question is whether the definition of symmetric circuits is robust to changes in the quantum gate set. Theorem 6 shows that *reversible* symmetric circuits are fairly robust to changes in the allowed gate set, and its proof extends to the quantum setting when we consider only changes in the “classical part” of the gate set. It seems plausible that allowing for arbitrary k -qubit permutation-symmetric unitaries (for any constant k) should similarly be of little consequence to symmetric quantum complexity, but proving this seems rather challenging due to the unconventional symmetry constraints.

The quantum setting also gives rise to a richer class of symmetric problems than the classical setting we build upon. In particular, there are important discrete translation-invariant systems whose symmetries differ from the “relational structure”-type of symmetries so prevalent in the classical setting. Such discrete symmetries feature prominently in quantum chemistry applications and pose a number of unique challenges [Dov+05]. How can we work with these systems from the point of view of symmetric circuits?

An important complexity-theoretic question is whether symmetric quantum circuits are universal for implementing symmetric operations: Given some finite group Γ , can we perform arbitrary Γ -symmetric unitaries using Γ -symmetric circuits? It seems plausible that this is the case (for any group Γ), and the answer to this question is likely to require a deeper understanding of relations between symmetric computations defined in this work and in that of Marvian and collaborators [Mar22; MLH22] concerning continuous symmetries. Furthermore, such connections may provide a pathway for investigating a fascinating analogue of Schur-Weyl duality in the setting of quantum circuits.

Finally, even though we know that permutation-symmetric circuits are universal for permutation-symmetric operations (as shown in Theorem 11), there still remains the question of their complexity: Given a general permutation-symmetric unitary on n qubits, what is the cost of implementing it using \mathcal{S}_n -symmetric circuits? Answering this question would provide the first symmetric-circuit upper bounds concerning a full class of symmetries.

9 Acknowledgements

This work was supported by the Engineering and Physical Sciences Research Council on Robust and Reliable Quantum Computing (RoRQ), Investigation 005 [grant reference EP/W032635/1]. TG acknowledges support by ERC Starting Grant 101163189 and UKRI Future Leaders Fellowship MR/X023583/1. SS acknowledges support from the Royal Society University Research Fellowship.

References

- [AA14] Scott Aaronson and Andris Ambainis. “The Need for Structure in Quantum Speedups”. In: *Theory of Computing* 10.6 (2014), pp. 133–166. DOI: [10.4086/toc.2014.v010a006](https://doi.org/10.4086/toc.2014.v010a006).
- [Aar22] Scott Aaronson. “How much structure is needed for huge quantum speedups?” In: *arXiv preprint arXiv:2209.06930* (2022).
- [AD17] Matthew Anderson and Anuj Dawar. “On symmetric circuits and fixed-point logics”. In: *Theory of Computing Systems* 60 (2017), pp. 521–551.
- [ADH15] Matthew Anderson, Anuj Dawar, and Bjarki Holm. “Solving Linear Programs without Breaking Abstractions”. In: *J. ACM* 62.6 (Dec. 2015). ISSN: 0004-5411. DOI: [10.1145/2822890](https://doi.org/10.1145/2822890).
- [ADO21] Albert Atserias, Anuj Dawar, and Joanna Ochremiak. “On the Power of Symmetric Linear Programs”. In: *J. ACM* 68.4 (July 2021). ISSN: 0004-5411. DOI: [10.1145/3456297](https://doi.org/10.1145/3456297).
- [Amb18] Andris Ambainis. “Understanding quantum algorithms via query complexity”. In: *Proceedings of the International Congress of Mathematicians: Rio de Janeiro 2018*. World Scientific. 2018, pp. 3265–3285.
- [Ans+23] Eric R. Anschuetz, Andreas Bauer, Bobak T. Kiani, and Seth Lloyd. “Efficient classical algorithms for simulating symmetric quantum systems”. In: *Quantum* 7 (Nov. 2023), p. 1189. ISSN: 2521-327X. DOI: [10.22331/q-2023-11-28-1189](https://doi.org/10.22331/q-2023-11-28-1189).
- [Aru+23] Srinivasan Arunachalam, Sergey Bravyi, Arkopal Dutt, and Theodore J. Yoder. “Optimal Algorithms for Learning Quantum Phase States”. In: *18th Conference on the Theory of Quantum Computation, Communication and Cryptography (TQC 2023)*. Ed. by Omar Fawzi and Michael Walter. Vol. 266. Leibniz International Proceedings in Informatics (LIPIcs). Dagstuhl, Germany: Schloss Dagstuhl – Leibniz-Zentrum für Informatik, 2023, 3:1–3:24. ISBN: 978-3-95977-283-9. DOI: [10.4230/LIPIcs.TQC.2023.3](https://doi.org/10.4230/LIPIcs.TQC.2023.3).
- [Bac+12] Christine Bachoc, Dion C. Gijswijt, Alexander Schrijver, and Frank Vallentin. “Invariant Semidefinite Programs”. In: *Handbook on Semidefinite, Conic and Polynomial Optimization*. Ed. by Miguel F. Anjos and Jean B. Lasserre. New York, NY: Springer US, 2012, pp. 219–269. ISBN: 978-1-4614-0769-0. DOI: [10.1007/978-1-4614-0769-0_9](https://doi.org/10.1007/978-1-4614-0769-0_9).
- [Ben+20] Shalev Ben-David, Andrew M. Childs, András Gilyén, William Kretschmer, Supartha Podder, and Daochen Wang. “Symmetries, Graph Properties, and Quantum Speedups”. In: *2020 IEEE 61st Annual Symposium on Foundations of Computer Science (FOCS)*. 2020, pp. 649–660. DOI: [10.1109/FOCS46700.2020.00066](https://doi.org/10.1109/FOCS46700.2020.00066).
- [Ben+96] Charles H Bennett, David P DiVincenzo, John A Smolin, and William K Wootters. “Mixed-state entanglement and quantum error correction”. In: *Physical Review A* 54.5 (1996), p. 3824.

- [Ben73] Charles H Bennett. “Logical reversibility of computation”. In: *IBM journal of Research and Development* 17.6 (1973), pp. 525–532.
- [Ben89] Charles H Bennett. “Time/space trade-offs for reversible computation”. In: *SIAM Journal on Computing* 18.4 (1989), pp. 766–776.
- [Ber+14] Dominic W. Berry, Andrew M. Childs, Richard Cleve, Robin Kothari, and Rolando D. Somma. “Exponential improvement in precision for simulating sparse Hamiltonians”. In: *Proceedings of the Forty-Sixth Annual ACM Symposium on Theory of Computing*. STOC ’14. New York, New York: Association for Computing Machinery, 2014, pp. 283–292. ISBN: 9781450327107. DOI: [10.1145/2591796.2591854](https://doi.org/10.1145/2591796.2591854).
- [BGK18] Sergey Bravyi, David Gosset, and Robert König. “Quantum advantage with shallow circuits”. In: *Science* 362.6412 (2018), pp. 308–311.
- [Bra+02] Gilles Brassard, Peter Høyer, Michele Mosca, and Alain Tapp. “Quantum amplitude amplification and estimation”. In: *Quantum computation and information (Washington, DC, 2000)*. Vol. 305. Contemp. Math. Amer. Math. Soc., Providence, RI, 2002, pp. 53–74. ISBN: 0-8218-2140-7. DOI: [10.1090/conm/305/05215](https://doi.org/10.1090/conm/305/05215).
- [Bra+20] Sergey Bravyi, Alexander Kliesch, Robert Koenig, and Eugene Tang. “Obstacles to variational quantum optimization from symmetry protection”. In: *Physical review letters* 125.26 (2020), p. 260505.
- [Bro+21] Michael M. Bronstein, Joan Bruna, Taco Cohen, and Petar Veličković. *Geometric Deep Learning: Grids, Groups, Graphs, Geodesics, and Gauges*. 2021. arXiv: [2104.13478](https://arxiv.org/abs/2104.13478) [cs.LG].
- [Buh+01] Harry Buhrman, Richard Cleve, John Watrous, and Ronald de Wolf. “Quantum Fingerprinting”. In: *Phys. Rev. Lett.* 87 (16 Sept. 2001), p. 167902. DOI: [10.1103/PhysRevLett.87.167902](https://doi.org/10.1103/PhysRevLett.87.167902).
- [CFI92] Jin-Yi Cai, Martin Fürer, and Neil Immerman. “An optimal lower bound on the number of variables for graph identification”. In: *Combinatorica* 12.4 (1992), pp. 389–410.
- [Cha19] André Chailloux. “A Note on the Quantum Query Complexity of Permutation Symmetric Functions”. In: *10th Innovations in Theoretical Computer Science Conference (ITCS 2019)*. Ed. by Avrim Blum. Vol. 124. Leibniz International Proceedings in Informatics (LIPIcs). Dagstuhl, Germany: Schloss Dagstuhl – Leibniz-Zentrum für Informatik, 2019, 19:1–19:7. ISBN: 978-3-95977-095-8. DOI: [10.4230/LIPIcs.ITCS.2019.19](https://doi.org/10.4230/LIPIcs.ITCS.2019.19).
- [Cle+98] Richard Cleve, Artur Ekert, Chiara Macchiavello, and Michele Mosca. “Quantum algorithms revisited”. In: *Proceedings of the Royal Society of London. Series A: Mathematical, Physical and Engineering Sciences* 454.1969 (1998), pp. 339–354.
- [Daw15] Anuj Dawar. “The nature and power of fixed-point logic with counting”. In: *ACM SIGLOG News* 2.1 (Jan. 2015), pp. 8–21. DOI: [10.1145/2728816.2728820](https://doi.org/10.1145/2728816.2728820).

- [Daw16] Anuj Dawar. “On Symmetric and Choiceless Computation”. In: *Topics in Theoretical Computer Science*. Ed. by Mohammad Taghi Hajiaghayi and Mohammad Reza Mousavi. Cham: Springer International Publishing, 2016, pp. 23–29. ISBN: 978-3-319-28678-5.
- [Daw20] Anuj Dawar. “Symmetric Computation”. In: *28th EACSL Annual Conference on Computer Science Logic (CSL 2020)*. Ed. by Maribel Fernández and Anca Muscholl. Vol. 152. Leibniz International Proceedings in Informatics (LIPIcs). Dagstuhl, Germany: Schloss Dagstuhl – Leibniz-Zentrum für Informatik, 2020, 2:1–2:12. ISBN: 978-3-95977-132-0. DOI: [10.4230/LIPIcs.CSL.2020.2](https://doi.org/10.4230/LIPIcs.CSL.2020.2).
- [Daw24] Anuj Dawar. “Limits of Symmetric Computation”. In: *51st International Colloquium on Automata, Languages, and Programming (ICALP 2024)*. Ed. by Karl Bringmann, Martin Grohe, Gabriele Puppis, and Ola Svensson. Vol. 297. Leibniz International Proceedings in Informatics (LIPIcs). Dagstuhl, Germany: Schloss Dagstuhl – Leibniz-Zentrum für Informatik, 2024, 1:1–1:8. ISBN: 978-3-95977-322-5. DOI: [10.4230/LIPIcs.ICALP.2024.1](https://doi.org/10.4230/LIPIcs.ICALP.2024.1).
- [Dov+05] Roberto Dovesi, Bartolomeo Civalieri, Carla Roetti, Victor R Saunders, and Roberto Orlando. “Ab initio quantum simulation in solid state chemistry”. In: *Reviews in computational chemistry* 21 (2005), pp. 1–125.
- [DW17] A Dawar and P Wang. “Definability of semidefinite programming and lasserre lower bounds for CSPs”. In: (2017). DOI: [10.17863/CAM.12817](https://doi.org/10.17863/CAM.12817).
- [DW21] Anuj Dawar and Gregory Wilsenach. “Symmetric Circuits for Rank Logic”. In: *ACM Trans. Comput. Logic* 23.1 (Nov. 2021). ISSN: 1529-3785. DOI: [10.1145/3476227](https://doi.org/10.1145/3476227).
- [Gar+20] Bryan T Gard, Linghua Zhu, George S Barron, Nicholas J Mayhall, Sophia E Economou, and Edwin Barnes. “Efficient symmetry-preserving state preparation circuits for the variational quantum eigensolver algorithm”. In: *npj Quantum Information* 6.1 (2020), p. 10.
- [Gro08] Martin Grohe. “The Quest for a Logic Capturing PTIME”. In: *2008 23rd Annual IEEE Symposium on Logic in Computer Science*. 2008, pp. 267–271. DOI: [10.1109/LICS.2008.11](https://doi.org/10.1109/LICS.2008.11).
- [Gro12] Martin Grohe. “Fixed-point definability and polynomial time on graphs with excluded minors”. In: *J. ACM* 59.5 (Nov. 2012). ISSN: 0004-5411. DOI: [10.1145/2371656.2371662](https://doi.org/10.1145/2371656.2371662).
- [Gro17] Martin Grohe. *Descriptive Complexity, Canonisation, and Definable Graph Structure Theory*. Lecture Notes in Logic. Cambridge University Press, 2017.
- [Har13] Aram W. Harrow. *The Church of the Symmetric Subspace*. 2013. arXiv: [1308.6595 \[quant-ph\]](https://arxiv.org/abs/1308.6595).
- [Imm86] Neil Immerman. “Relational queries computable in polynomial time”. In: *Information and Control* 68.1 (1986), pp. 86–104. ISSN: 0019-9958. DOI: [https://doi.org/10.1016/S0019-9958\(86\)80029-8](https://doi.org/10.1016/S0019-9958(86)80029-8).

- [Kit95] A. Yu. Kitaev. *Quantum measurements and the Abelian Stabilizer Problem*. 1995. arXiv: [quant-ph/9511026](https://arxiv.org/abs/quant-ph/9511026) [quant-ph].
- [KS08] Tali Kaufman and Madhu Sudan. “Algebraic property testing: the role of invariance”. In: *Proceedings of the fortieth annual ACM symposium on Theory of computing*. 2008, pp. 403–412.
- [Lar+22] Martín Larocca, Frédéric Sauvage, Faris M. Sbahi, Guillaume Verdon, Patrick J. Coles, and M. Cerezo. “Group-Invariant Quantum Machine Learning”. In: *PRX Quantum* 3 (3 Sept. 2022), p. 030341. DOI: [10.1103/PRXQuantum.3.030341](https://doi.org/10.1103/PRXQuantum.3.030341).
- [Mar22] Iman Marvian. “Restrictions on realizable unitary operations imposed by symmetry and locality”. In: *Nature Physics* 18.3 (2022), pp. 283–289.
- [Mey+23] Johannes Jakob Meyer, Marian Mularski, Elies Gil-Fuster, Antonio Anna Mele, Francesco Arzani, Alissa Wilms, and Jens Eisert. “Exploiting Symmetry in Variational Quantum Machine Learning”. In: *PRX Quantum* 4 (1 Mar. 2023), p. 010328. DOI: [10.1103/PRXQuantum.4.010328](https://doi.org/10.1103/PRXQuantum.4.010328).
- [MLH22] Iman Marvian, Hanqing Liu, and Austin Hulse. *Qudit circuits with $SU(d)$ symmetry: Locality imposes additional conservation laws*. 2022. arXiv: [2105.12877](https://arxiv.org/abs/2105.12877) [quant-ph].
- [Möt+05] Mikko Möttönen, Juha J. Vartiainen, Ville Bergholm, and Martti M. Salomaa. “Transformation of quantum states using uniformly controlled rotations”. In: *Quantum Info. Comput.* 5.6 (Sept. 2005), pp. 467–473. ISSN: 1533-7146.
- [MS77] F. J. MacWilliams and N. J. A. Sloane. *The theory of error-correcting codes. I*. Vol. 16. North-Holland Mathematical Library. North-Holland Publishing Co., Amsterdam-New York-Oxford, 1977, i–xv and 1–369. ISBN: 0-444-85009-0.
- [NC10] Michael A. Nielsen and Isaac L. Chuang. *Quantum Computation and Quantum Information: 10th Anniversary Edition*. Cambridge University Press, 2010.
- [Rag+22] Michael Ragone, Paolo Braccia, Quynh T Nguyen, Louis Schatzki, Patrick J Coles, Frederic Sauvage, Martin Larocca, and Marco Cerezo. “Representation theory for geometric quantum machine learning”. In: *arXiv preprint arXiv:2210.07980* (2022).
- [Sch+24] Louis Schatzki, Martin Larocca, Quynh T Nguyen, Frederic Sauvage, and Marco Cerezo. “Theoretical guarantees for permutation-equivariant quantum neural networks”. In: *npj Quantum Information* 10.1 (2024), p. 12.
- [Sko+23] Andrea Skolik, Michele Cattelan, Sheir Yarkoni, Thomas Bäck, and Vedran Dunjko. “Equivariant quantum circuits for learning on weighted graphs”. In: *npj Quantum Information* 9.1 (2023), p. 47.

- [Smi+24] Kevin C Smith, Abid Khan, Bryan K Clark, SM Girvin, and Tzu-Chieh Wei. “Constant-depth preparation of matrix product states with adaptive quantum circuits”. In: *PRX Quantum* 5.3 (2024), p. 030344.
- [Wat18] John Watrous. *The Theory of Quantum Information*. Cambridge University Press, 2018.
- [Zha+22] Bo Zhao, Nima Dehmamy, Robin Walters, and Rose Yu. “Symmetry teleportation for accelerated optimization”. In: *Advances in neural information processing systems* 35 (2022), pp. 16679–16690.
- [Zhe+23] Han Zheng, Zimu Li, Junyu Liu, Sergii Strelchuk, and Risi Kondor. “Speeding up learning quantum states through group equivariant convolutional quantum ansätze”. In: *PRX Quantum* 4.2 (2023), p. 020327.
- [ZLY22] Xiao-Ming Zhang, Tongyang Li, and Xiao Yuan. “Quantum state preparation with optimal circuit depth: Implementations and applications”. In: *Physical Review Letters* 129.23 (2022), p. 230504.

A Properties of symmetric reversible circuits

In this appendix we prove some important properties of symmetric reversible circuits. In particular, we provide proofs to Proposition 1 and Theorem 6 from Section 2.

We start with a useful observation about the action of reversible threshold gates within a single layer. Let W be the set of wire labels in the circuit. For each $i \in [k]$, let T_i be the threshold gate with support S_i , head $h_i \notin S_i$ and parameter t_i :

$$T_i : a \mapsto a \oplus (\mathbf{1}\{|a_{S_i}| \geq t_i\}e_{h_i}) \quad \text{for } a \in \{0, 1\}^W,$$

where $e_{h_i} \in \{0, 1\}^W$ denotes the bit string with a single 1 at index h_i . If T_i and T_j commute, by equating the action of $T_i \circ T_j$ and $T_j \circ T_i$ we conclude that

$$T_i \circ T_j(a) = a \oplus (\mathbf{1}\{|a_{S_i}| \geq t_i\}e_{h_i}) \oplus (\mathbf{1}\{|a_{S_j}| \geq t_j\}e_{h_j}).$$

More generally, if T_1, \dots, T_k pairwise commute, it follows that

$$T_1 \circ T_2 \circ \dots \circ T_k(a) = a \oplus \bigoplus_{i=1}^k (\mathbf{1}\{|a_{S_i}| \geq t_i\}e_{h_i}). \quad (8)$$

Note that this same formula (when suitably interpreted in the ket notation) also holds for commuting threshold gates in *quantum* circuits.

Recall that Proposition 1 states that the Boolean (threshold) and reversible notions of symmetric circuits are equivalent, up to a linear increase in gate complexity. This is proven by combining the two lemmas given below.

Lemma 12 (Reversible implementation of Boolean circuits). *Any Γ -symmetric threshold circuit with s gates can be converted into an equivalent Γ -symmetric reversible circuit which uses at most $2s$ gates and s workspace bits.*

Proof. Let C be the Γ -symmetric threshold circuit in consideration, with vertex set V , edge set E and gate labelling $\lambda : V \rightarrow X \cup G_{thr}$ (where X denotes the

structure on which the circuit acts). Let d be the depth of circuit C , meaning the maximum length of a directed path in the underlying graph. For each $0 \leq i \leq d$, denote by $V_i \subseteq V$ the vertices at depth i : those for which the maximum

We will construct a Γ -symmetric layered reversible circuit R with wire labels $W := X \cup V$ and layers L_0, L_1, \dots, L_d to be specified below. The wires labelled by the structure X encode the input, so that wire $x \in X$ starts with the same value as the input gate $v_x \in V$ with $\lambda(v_x) = x$ in C , while the “workspace” wires labelled by V are initially 0. The reversible circuit R will be equivalent to C in the following way: for every gate $v \in V$, at the end of the computation, the bit value at wire v in R will be the same as the value at gate v in C .

The layer L_0 is given by $L_0 = \{\text{Eq}_1^{\{x\}, v_x} : x \in X\}$, where $v_x \in V_0$ is the vertex with $\lambda(v_x) = x$. For each $1 \leq i \leq d$, we initialise L_i empty and then, for each $v \in V_i$:

- If v is a NOT gate in C with incoming edge (u, v) , add the gates NOT_v and $\text{Eq}_1^{\{u\}, v}$ to L_i .
- If v is a threshold gate $\text{Th}_{\geq t}^k$ with incoming edges $(u_1, v), \dots, (u_k, v)$, add gate $\text{Th}_{\geq t}^{\{u_1, \dots, u_k\}, v}$ to L_i . Similarly for when v is an equality gate Eq_t^k .

The reversible circuit thus obtained is easily checked to be Γ -symmetric and equivalent to C . \square

Lemma 13 (Boolean implementation of reversible circuits). *Any Γ -symmetric reversible circuit with s gates can be converted into an equivalent Γ -symmetric threshold circuit with at most $4s$ (non-input) gates.*

Proof. We start by giving a threshold implementation of the parity function, which will be needed afterwards. Note that

$$x_1 \oplus \dots \oplus x_m = \bigvee_{k=0}^{\lfloor m/2 \rfloor} [|x| = 2k + 1].$$

This formula shows that we can implement parity on m bits via a threshold circuit of depth 2 using one Eq_{2k+1}^m gate for each $0 \leq k \leq \lfloor m/2 \rfloor$ and one $\text{Th}_{\geq 1}^{\lfloor m/2 \rfloor + 1}$ gate. Moreover, this circuit is easily seen to be invariant under permutations of the m input bits.

Now let R be a Γ -symmetric reversible circuit over some structure X , let W be its set of wire labels (with $X \subseteq W$) and let L_1, \dots, L_d be its layers. Up to increasing the number of layers by at most a factor of three, we may assume that each of them contains only gates of the same type: either NOT, threshold or equality. Our goal is to construct a threshold circuit C which is Γ -symmetric and equivalent to R ; we do so one layer at a time, as follows.

Let $V_0 = \{(w, 0) : w \in W\}$ and initialise the edge set E to be empty. The input gates of C will be the $(x, 0)$ with $x \in X$, which will be labelled by their corresponding element in X . For each $w \in W \setminus X$, add edges $\{(x, 0), (w, 0) : x \in X\}$ to E and label the vertex $(w, 0)$ by $\text{Eq}_{|X|+1}^{|X|}$. (This is done so that the bits labelled by $(w, 0)$ have value 0 as in the reversible circuit.)

Next, for $i = 1, 2, \dots, d$ in order, initialise V_i empty and define the function $\ell_i : W \rightarrow \mathbb{N}$ by

$$\ell_i(w) = \max\{j \leq i - 1 : (w, j) \in V_j\}.$$

Then $\ell_i(w) = j$ means the following: the last time before layer L_i that wire w was the head of some gate was in layer L_j . (If $\ell_i(w) = 0$, then w was never the head of a gate before layer L_i .) The value of bit $(w, \ell_i(w))$ will be (by construction) the same as the value at wire w in the circuit R immediately before layer L_i .

If L_i is a NOT layer, then for each gate $\text{NOT}_h \in L_i$ we add a vertex (h, i) to V_i with label NOT and add an edge $((h, \ell_i(h)), (h, i))$ to E . Note that $|V_i| = |L_i|$.

If L_i is a threshold layer, then for each gate $\text{Th}_{\geq t}^{S, h}$ in L_i :

- Add vertex (h, S, t, i) to V_i and label it by $\text{Th}_{\geq t}^{|S|}$;
- Add edges $\{((w, \ell_i(w)), (h, S, t, i)) : w \in S\}$ to E .

Next, for each $h \in W$ which is the head of some gate in L_i , add a vertex (h, i) to V_i and implement a parity gate (as explained above) from vertices

$$\{(h, \ell_i(h))\} \cup \{(h, S, t, i) : \text{Th}_{\geq t}^{S, h} \in L_i\}$$

to vertex (h, i) . By equation (8), the value at vertex (h, i) in this circuit will be the same as the value at wire h immediately after layer L_i . The case where L_i is an equality layer is analogous. Note that $|V_i| \leq 3|L_i|$.

The circuit C obtained at the end of this process is equivalent to R : the final value at any wire w in circuit R is equal to the value at vertex $(w, \ell_{D+1}(w))$ in circuit C (assuming both circuits have the same input, and defining ℓ_{D+1} in the obvious way). The number of non-input gates in this circuit is

$$\sum_{i=0}^d |V_i| - |X| \leq |W \setminus X| + \sum_{i=1}^d 3|L_i| \leq 4s.$$

Finally, circuit C is also Γ -symmetric: any automorphism $\pi \in \mathcal{S}_W$ of R can be mapped to an automorphism σ of C which permutes the vertices according to how π permutes their labels (so that $\sigma(w, i) = (\pi(w), i)$ and $\sigma(h, S, t, i) = (\pi(h), \pi(S), t, i)$, for instance). \square

Next we consider Theorem 6, which concerns efficient symmetric implementations of partition-symmetric functions. Recall that a function $F : \prod_{i=1}^k \{0, 1\}^{n_i} \rightarrow \prod_{i=1}^k \{0, 1\}^{n_i}$ is partition-symmetric if its action commutes with the natural action of the group $\prod_{i=1}^k \mathcal{S}_{n_i}$.

Theorem 12 (Theorem 6 restated). *Let $k \geq 1$ and $n_1, \dots, n_k \geq 1$ be integers, and denote $n = n_1 + \dots + n_k$. Any partition-symmetric reversible function $F : \prod_{i=1}^k \{0, 1\}^{n_i} \rightarrow \prod_{i=1}^k \{0, 1\}^{n_i}$ can be implemented by a partition-symmetric reversible circuit using $O(n \prod_{i=1}^k (n_i + 1))$ gates and $O(n)$ workspace bits, all of which are returned to zero at the end of the computation.*

To prove this theorem, we first introduce some notation. An element $a \in \prod_{i=1}^k \{0, 1\}^{n_i}$ can be decomposed into the direct product $a_1 \times a_2 \times \dots \times a_k$, where $a_i \in \{0, 1\}^{n_i}$ for $i \in [k]$. We denote by $a_{i,j}$ the j -th element of a_i in this representation (where $j \in [n_i]$).

Lemma 14. *If $F : \prod_{i=1}^k \{0, 1\}^{n_i} \rightarrow \prod_{i=1}^k \{0, 1\}^{n_i}$ is partition-symmetric and reversible, then there exist functions $f_i : \prod_{j=1}^k \{0, \dots, n_j\} \rightarrow \{0, 1\}$, $1 \leq i \leq k$, such that*

$$F(a)_{i,j} = a_{i,j} \oplus f_i(|a_1|, \dots, |a_k|) \quad \text{for all } i \in [k], j \in [n_i].$$

Proof. For given indices $i \in [k]$, $j \in [n_i]$, we consider a collection of functions $v_\ell : \{0, 1\} \times \{0, \dots, n_\ell\} \rightarrow \{0, 1\}^{n_\ell}$, $\ell \in [k]$, where each $v_\ell(b, w)$ is an n_ℓ -bit string of weight w and the j -th bit of $v_i(b, w)$ is b . Any such collection of functions would do, but for concreteness we can define them by

$$v_\ell(b, w) = (1^w, 0^{n_\ell-w}) \quad \text{if } \ell \neq i,$$

$$v_i(b, w) = \begin{cases} 1 & \text{at the first } w - b \text{ indices in } [n_i] \setminus \{j\}, \\ 0 & \text{at the last } n_i - w + b - 1 \text{ indices in } [n_i] \setminus \{j\}, \\ b & \text{at index } j. \end{cases}$$

(The function v_i is only well-defined when $0 \leq w - b \leq n - 1$, but this is the only range where we use it.)

Now define the function $g_{i,j} : \{0, 1\} \times \prod_{\ell=1}^k \{0, \dots, n_\ell\} \rightarrow \{0, 1\}$ by

$$g_{i,j}(b, w_1, \dots, w_k) = F(v_1(b, w_1), \dots, v_k(b, w_k))_{i,j}.$$

Note that, by symmetry of F , we must have $g_{i,j} \equiv g_{i,j'}$ for all $j, j' \in [n_i]$. Finally, define $f_i : \prod_{\ell=1}^k \{0, \dots, n_\ell\} \rightarrow \{0, 1\}$ by

$$f_i(w_1, \dots, w_k) = \begin{cases} g_{i,1}(0, w_1, \dots, w_k) & \text{if } w_i \leq n_i - 1, \\ 1 \oplus g_{i,1}(1, w_1, \dots, w_k) & \text{if } w_i = n_i. \end{cases}$$

By reversibility of F , we must have $g_{i,1}(0, w_1, \dots, w_k) \neq g_{i,1}(1, w_1, \dots, w_k)$ whenever $1 \leq w_i \leq n_i - 1$, and thus

$$g_{i,1}(1, w_1, \dots, w_k) = 1 \oplus g_{i,1}(0, w_1, \dots, w_k).$$

We conclude from the symmetry of F that, for all $a \in \prod_{i=1}^k \{0, 1\}^{n_i}$, we have

$$\begin{aligned} F(a_1, \dots, a_k)_{i,j} &= F(v_1(a_{i,j}, |a_1|), \dots, v_k(a_{i,j}, |a_k|))_{i,j} \\ &= g_{i,1}(a_{i,j}, |a_1|, \dots, |a_k|) \\ &= a_{i,j} \oplus f_i(|a_1|, \dots, |a_k|), \end{aligned}$$

as wished. □

With the help of this characterization, we can now prove Theorem 6.

Proof of Theorem 6. For each $i \in [k]$, let $f_i : \prod_{\ell=1}^k \{0, \dots, n_\ell\} \rightarrow \{0, 1\}$ be the function for which

$$F(a_1, \dots, a_k)_{i,j} = a_{i,j} \oplus f_i(|a_1|, \dots, |a_k|) \quad \text{for all } j \in [n_i].$$

Let $S_i := f_i^{-1}(\{1\}) \subseteq \prod_{\ell=1}^k \{0, \dots, n_\ell\}$, and note that

$$f_i(w_1, \dots, w_k) = \sum_{s \in S_i} \mathbf{1}\{w_\ell = s_\ell \text{ for all } \ell \in [k]\}. \quad (9)$$

We can then construct a partition-symmetric reversible circuit for implementing F as follows. The input wires are labelled (i, j) for $i \in [k]$, $j \in [n_i]$, and the workspace wires are labelled $w(i, t)$ for $i \in [k]$, $t \in \{0, \dots, n_i\}$. Given $s \in \prod_{\ell=1}^k \{0, \dots, n_\ell\}$, denote $W(s) = \{w(\ell, s_\ell) : \ell \in [k]\}$. The gates of the first layer are given by $\text{Eq}_t^{\{i\} \times [n_i], w(i, t)}$ for $i \in [k]$ and $t \in \{0, \dots, n_i\}$, so that on input $a \in \prod_{i=1}^k \{0, 1\}^{n_i}$ each wire $w(i, t)$ will have bit value $\mathbf{1}\{|a_i| = t\}$. The second layer has gates $\text{Eq}_k^{W(s), (i, j)}$ for $i \in [k]$, $j \in [n_i]$ and $s \in S_i$. Equation (9) implies that this circuit computes F , and one can clean the workspace bits with the usual uncomputation technique. \square