

# Robust Intervention in Networks\*

Daeyoung Jeong<sup>†</sup>    Tongseok Lim<sup>‡</sup>    Euncheol Shin<sup>§</sup>

December 30th, 2024

## Abstract

In various contexts, such as learning, social distancing behavior, and financial contagion, economic agents' decisions are interdependent and can be represented as a network. This paper investigates how a decision maker (DM) can design an optimal intervention while addressing uncertainty in the network structure. The DM's problem is modeled as a zero-sum game against an adversarial player, referred to as "Nature," whose objective is to disrupt the DM's goals by reconfiguring the network into its most disadvantageous state. Using the principle of duality, we derive the DM's unique robust intervention strategy and identify the corresponding unique worst-case network structure determined by Nature. This framework provides insights into robust decision-making under network uncertainty, balancing the DM's objectives with Nature's adversarial actions. Moreover, we explore the costs of robustness and highlight the significance of higher-order uncertainties.

**JEL Classification:** C61; D81

**Keywords:** adversarial Nature; duality; network uncertainty; robust optimization

---

\*We have benefited from conversations with Wonki Cho, Sung-Ha Hwang, Donggyu Kim, Duk Gyo Kim, Jeong-Yoo Kim, Youngwoo Koh, Matthew Kovach, Shahir Safi, Omer Tamuz, faculty seminar participants at Korea University and Sogang University, and the participants at several conferences. Author names are listed in alphabetical order, and all the authors contributed equally to this paper.

<sup>†</sup>School of Economics, Yonsei University, Seoul, Republic of Korea. Email: [daeyoung.jeong@gmail.com](mailto:daeyoung.jeong@gmail.com).

<sup>‡</sup>Mitchell E. Daniels, Jr. School of Business, Purdue University, IN, USA. Email: [lim336@purdue.edu](mailto:lim336@purdue.edu).

<sup>§</sup>KAIST College of Business, Seoul, Republic of Korea. Email: [eshin.econ@kaist.ac.kr](mailto:eshin.econ@kaist.ac.kr).

# 1 Introduction

## 1.1 Overview

Central authorities must distribute limited resources across complex and uncertain networks, where decisions are interconnected and dynamic. Network theory can help analyze these systems, but the network structure is often only partially known, complicating decision-making. Once resources are allocated, participants may engage in actions like trading, sharing, or forming collaborations, which can lead to unpredictable outcomes. Although recent literature has focused on intervention in complex networks (e.g., [Della Lena, 2024](#); [Galeotti et al., 2020, 2024](#); [Jeong and Shin, 2024](#); [Sun et al., 2023](#)), the role of uncertainty has not been fully addressed. Understanding how uncertainty affects intervention decisions is essential for improving the effectiveness and robustness of resource distribution strategies.

In this paper, we address the challenge of designing robust intervention strategies in uncertain networks, where the structure and interdependencies are only partially known. Using a robust optimization framework, we model the problem as a zero-sum game between a decision maker (DM) and an adversarial Nature. The DM seeks to allocate resources effectively to guide network outcomes toward specific targets, while Nature embodies the uncertainties in the network, manipulating its structure to maximize the DM's objective function in the least favorable way. By analyzing the worst-case scenarios that emerge under this framework, we characterize the DM's optimal intervention strategy, which accounts for both the mean influence of the network and the risks introduced by uncertainty.

Consider the allocation of medical supplies during a pandemic or the injection of liquidity during a financial crisis—both scenarios involve central authorities distributing limited resources across interconnected and dynamic networks. During a pandemic, authorities must allocate essential medical resources, such as vaccines, ventilators, or protective equipment, to various regions with specific targets, such as vaccinating a set percentage of the population to achieve herd immunity or ensuring that hospitals are adequately equipped to handle surges

in patients.<sup>1</sup> Similarly, during a financial crisis, central banks and funding bodies provide liquidity to commercial banks or allocate resources to institutions to achieve specific objectives, such as stabilizing credit markets or encouraging innovation through research funding.<sup>2</sup>

However, in both cases, the interconnected nature of the underlying networks creates significant uncertainties. Regions or institutions often trade, share, or collaborate to address local fluctuations in needs or to capitalize on unexpected partnerships. For instance, during a pandemic, patients might be transferred between hospitals, or vaccines might be reallocated across regions experiencing sudden outbreaks. In financial networks, banks might redistribute liquidity through interbank lending or adjust their portfolios based on market conditions. These interactions, while potentially beneficial, can also lead to unpredictable spillover effects and deviations from the original allocation plans.

Such uncertainties pose significant challenges to the effectiveness of resource distribution. Unforeseen trading patterns, unexpected collaborations, and fluctuating demands can create imbalances, leaving some regions or institutions under-resourced while others receive excess supplies. To address these challenges, central authorities must incorporate potential uncertainties into their planning and adopt robust intervention strategies that ensure effective outcomes, even in the face of unpredictable changes and complex interdependencies.

These scenarios illustrate a fundamental problem faced by central authorities: how to intervene in uncertain networks to guide resource distribution toward specific goals. After the initial allocation, agents may engage in trading or collaboration, creating unpredictable outcomes. Central authorities need to incorporate potential network uncertainties into their strategies to ensure that final outcomes align with intended targets. In particular, they need intervention strategies that are robust to such uncertainties, ensuring that final outcomes align with their objectives even when the network behaves unexpectedly.

---

<sup>1</sup>Cunningham (2021) discusses the logistical challenges faced by pharmacies during COVID-19 vaccine distribution, illustrating how unforeseen delays and misalignments in resource allocation can disrupt intended outcomes, a challenge that aligns with the network uncertainties analyzed in our paper.

<sup>2</sup>Liang (2018) highlights lessons from previous financial crises, emphasizing the role of central authorities in addressing systemic risks and uncertainties, which parallels the decision-making challenges under ambiguity discussed in our paper.

To tackle the challenge of robust intervention in uncertain networks, we frame the decision-making problem as a zero-sum game between a DM and an adversarial Nature. At the core of this analysis is the DM’s objective function, which features a quadratic form that captures the interaction between the intervention strategy and the network’s uncertain structure. Nature’s role is to manipulate the network by maximizing this quadratic term, effectively amplifying the uncertainty in the most detrimental way for the DM. Therefore, in the DM’s point of view, by considering the worst-case scenarios resulting from these uncertainties, the DM devise intervention strategies that remain effective regardless of how the adversarial Nature manipulates network formation process ([Theorem 1](#)).

We find that under regularity conditions, there is a unique worst-case scenario where Nature optimizes the correlation between agents’ outcomes based on the signs of the intervention vector entries chosen by the DM ([Theorem 2](#)). Importantly, Nature’s chosen matrix exhibits a rank-one property, meaning that uncertainty is concentrated in a single principal component aligned with the DM’s intervention vector. This allows Nature to amplify the uncertainty along a specific direction, maximizing the potential harm to the DM’s objective. The worst-case scenario is thus characterized by Nature selecting a principal component that focuses all uncertainty on the most damaging aspect of the DM’s intervention.

The consideration of network uncertainty and robust intervention provides new insights in to the literature on optimal intervention. In our example in [Section 3.5](#), we provide a simple example of two agents, where agent 1 generates a higher mean externality than agent 2, the greater uncertainty associated with allocations to agent 1 introduces significant risk. We find that when the uncertainty associated with allocation toward agent 1 exceeds a certain threshold, it is preferable to target agent 2, despite their lower mean influence. This shift in strategy highlights the importance of considering not only mean influence but also the risks posed by uncertainty when making intervention decisions. Previous models, which emphasized targeting highly central agents to maximize influence often overlooked this dimension. This insight broadens the scope of network intervention strategies, emphasizing

the importance of accounting for uncertainty to ensure robust outcomes.

We also provide two important extensions of our model. First, we present an extension for higher-order interactions. In various contexts, the outcome after agent interactions in a network reflects higher-order influences. Network games, supply chain networks, and financial contagion models are just a few examples of such higher-order interactions. Using a second-order approximation of behavior under regular conditions, we show that the rank-1 property of the worst-case scenario also emerges.

Second, we extend our analysis by considering robust intervention strategies under partial information. Specifically, we examine a scenario where a new agent joins an existing network, and the DM has limited knowledge of the covariances between the new agent and established members. This reflects real-world situations and challenges, such as when a new researcher joins a collaboration network, and the DM must allocate resources without fully understanding the new member’s interactions. We find that despite incomplete information, there exists a unique worst-case scenario chosen by the adversarial Nature can exploit optimally ([Theorem 3](#)). We demonstrate that with respect to the DM’s intervention decision, the worst-case scenario balances the DM’s knowledge of the existing network with the uncertainty of the new agent’s influence. This result highlights the importance of accounting for both known and unknown information for robust intervention.

## 1.2 Related Literature

The current paper is broadly related to three strands of literature: network interventions, strategic interactions in networks, and robust mechanism design.

**Intervention in networks.** In the recent growing literature on intervention in networks, there are two approaches: (i) intervening the network structure (e.g., [Della Lena, 2024](#); [Sun et al., 2023](#)) and (ii) intervening incentives for given network structure (e.g., [Belhaj et al., 2023](#); [Galeotti et al., 2020, 2024](#); [Jeong and Shin, 2024](#)). Our paper relates to both strands of

this literature. Specifically, we study how a DM can intervene in agents’ strategic incentives while accounting for uncertainty in the realized network, which arises from a game-like interaction between the DM and an adversarial Nature. Under certain constraints, the network structure is determined by Nature, an adversarial player whose objective opposes that of the DM. [Galeotti et al. \(2024\)](#) also examine robust interventions to improve market efficiency in the context of oligopolistic market competition. Their notion of robustness focuses on achieving a certain property with high probability. In contrast, our approach emphasizes worst-case scenario optimization, aligning more closely with the robust mechanism design literature (e.g. [Bergemann and Morris, 2005](#); [Carroll, 2015](#)).

**Strategic interactions in networks.** The intervention models are applicable to various frameworks, such as public goods games (e.g., [Allouch, 2015](#); [Bramoullé and Kranton, 2007](#); [Galeotti and Goyal, 2009](#)) and social learning models (e.g., [DeGroot, 1974](#); [DeMarzo et al., 2003](#); [Golub and Jackson, 2010, 2012](#)). One particular set of papers related to the current work focuses on network games with uncertainty. Previous studies (e.g., [Chaudhuri et al., 2024](#); [Galeotti et al., 2010](#); [Shin, 2021](#)) examine uncertainty on the agents’ side, where agents make equilibrium decisions based on incomplete information about the underlying networks, which is common knowledge among them. In contrast, the current paper considers uncertainty on the DM’s side; the DM, who intervenes in agents’ behavior, has limited information about the underlying networks. In addition, the current paper is related to the best-response dynamic in networks (e.g., [Bayer et al., 2023](#); [Golub and Jackson, 2012](#)). In our model, the DM’s objective is to guide agents’ behavior closer to a target outcome. In a best-response dynamic, a natural target outcome is the equilibrium, as it encourages agents’ behavior to converge to the equilibrium as quickly as possible.

**Robust mechanism design.** Our paper relates to the growing literature on robust mechanism design. [Bergemann and Morris \(2005\)](#) develop a robust implementation framework that achieves equilibrium under minimal assumptions about agents’ knowledge. In a principal-

agent model, [Carroll \(2015\)](#) extends this approach by relaxing distributional assumptions and designing mechanisms that perform optimally under worst-case scenarios of informational uncertainty. Similar worst-case scenario and max min approaches have been extensively applied not only in principal-agent settings (e.g., [Frankel, 2014](#); [Garrett, 2014](#); [Kambhampati, 2024](#)) but also in auction settings (e.g., [Brooks and Du, 2024, 2021](#); [Che, 2022](#); [He and Li, 2022](#); [Koçyiğit et al., 2019](#)).

To the best of our knowledge, the current paper is the first to study the robustness of a DM’s intervention when there is uncertainty about the relevant network structure.<sup>3</sup> As in the previous robust mechanism design literature, we analyze the DM’s intervention strategy in a network setting to ensure ex-ante optimal outcomes under worst-case scenarios. In our model, due to the quadratic objective function of the DM, the worst-case scenario is represented by the correlation structure which is in line with (e.g., [Cremer and McLean, 1988](#); [He and Li, 2022](#); [Myerson, 1981](#)). In terms of modeling uncertainty, [Che \(2022\)](#) and [Koçyiğit et al. \(2019\)](#) consider distributional robustness; in contrast, the current model approaches uncertainty as a matrix completion problem.

The rest of the paper is organized as follows. In [Section 2](#), we introduce the model. In [Section 3](#), we first provide key mathematical features with assumptions to study robust intervention. Then, we characterize the DM’s unique robust intervention and the unique worst-case scenario chosen by Nature. In [Section 4](#), we provide a series of extensions and applications of the model. [Section 5](#) concludes. All the proofs are gathered in [Appendix A](#).

---

<sup>3</sup>Several studies have highlighted that network formation processes are often influenced by the surrounding environment. For instance, during COVID-19, [Zhang et al. \(2020\)](#) demonstrate that contact patterns between age groups shifted due to social distancing measures, creating uncertainty around susceptibility to infection and the dynamics of COVID-19. Similarly, [Kang et al. \(2023\)](#) show that the pandemic drastically altered traffic patterns across New York City’s five boroughs, as social distancing disrupted connectivity. In the context of adolescent friendship networks, [Choi et al. \(2024\)](#) find that homophilistic friendship formation patterns change when educational pedagogy undergoes changes.

## 2 Model

### 2.1 Setup

**Notation.** Throughout this paper, we represent each vector as a column vector. For a given vector  $\mathbf{a}$ , we denote its  $i$ 'th entry by  $a_i$ . For any two vectors  $\mathbf{a}$  and  $\mathbf{b}$ , their inner product is denoted by  $\langle \mathbf{a}, \mathbf{b} \rangle$ , and their outer product is denoted by  $\mathbf{a} \otimes \mathbf{b}$ .  $\|\mathbf{a}\|$  represents the vector norm induced by the canonical inner product (i.e.,  $l^2$  norm).  $s(a_i)$  represents the sign of each non-zero entry  $a_i$  of vector  $\mathbf{a}$ . Matrices are indicated in bold, and for a matrix  $\mathbf{A}$ , we denote its  $i$ 'th row matrix (or vector) by  $\mathbf{A}_i$ , its  $j$ 'th column matrix (or vector) by  $\mathbf{A}^j$ , its  $i$ th row and  $j$ th column element by  $\mathbf{A}_{ij}$ , and its transpose by  $\mathbf{A}^\top$ .  $\|\mathbf{A}\|$  is the matrix norm induced by the vector norm, which is induced by the canonical inner product.  $\|\mathbf{A}\|_{\mathbf{F}}$  denotes the Frobenius norm.<sup>4</sup> As long as there is no confusion, we can also regard a vector as a type of matrix. For example, by using the definition of transpose, the outer product two vectors  $\mathbf{a}$  and  $\mathbf{b}$  can be represented by  $\mathbf{a} \otimes \mathbf{b} = \mathbf{a}\mathbf{b}^\top$ .

**Network, uncertainty, and intervention.** Let  $N = \{1, 2, \dots, n\}$  represent the set of agents. The relationships and interactions among these agents are encapsulated by an  $n \times n$  matrix  $\mathbf{G} \in \mathbb{R}^{n \times n}$ , termed the *influence network*. For any given allocation vector  $\mathbf{x} \in \mathbb{R}^n$ , the corresponding outcome vector is computed as  $\mathbf{G}\mathbf{x}$ . In this matrix, each element  $\mathbf{G}_{ij}$  characterizes the influence of agent  $j$ 's allocation on agent  $i$ 's outcome: a positive  $\mathbf{G}_{ij}$  indicates a beneficial effect, while a negative  $\mathbf{G}_{ij}$  suggests a detrimental effect. Thus,  $\mathbf{G}_{ij}x_j$  quantifies the degree to which agent  $j$ 's allocation influences agent  $i$ 's outcome. Our analysis does not rely on any specific symmetry in  $\mathbf{G}$ . Depending on the intervention context,  $\mathbf{G}$  may be assumed to be symmetric for network games (e.g., [Galeotti et al., 2020](#)) or asymmetric for social learning in networks (e.g., [Jeong and Shin, 2024](#)).

There is a decision maker (DM) responsible for allocating limited resources to agents.

---

<sup>4</sup>Since  $\|\mathbf{A}\|$  is the spectral norm, if  $\mathbf{A}$  is symmetric and positive semi-definite, then we have  $\|\mathbf{A}\| = \lambda_{\max} \leq \sum_{i=1}^n \lambda_i = \|\mathbf{A}\|_{\mathbf{F}}$ , where  $\lambda_{\max} \geq 0$  is the largest eigenvalue of  $\mathbf{A}$ , and  $\lambda_i \geq 0$  is the  $i$ th largest eigenvalue of  $\mathbf{A}$ . Note that the equality holds if and only if  $\mathbf{A}$  is a rank-1 matrix.



While the specific problem faced by the DM will be defined later, we first discuss the uncertainty the DM encounters. The influence network  $\mathbf{G}$  is not perfectly identified by the DM as it is a random matrix. It is postulated that the elements of  $\mathbf{G}$ , namely  $\mathbf{G}_{ij}$ , are *correlated random variables*. The DM is informed of the mean  $\mathbf{m}_{ij}$  and the variance  $\mathbf{v}_{ij}^2$  with  $\mathbf{v}_{ij} > 0$  for each  $\mathbf{G}_{ij}$ , but lacks information about the covariance between them for all  $i, j \in N$ .

**Adversarial Nature and sequence of decisions.** As in the standard robust optimization problem, the decision-making framework can be illustrated by a sequence of staged decisions, encapsulating interactions with an adversarial entity termed *Nature*.<sup>5</sup> Initially, in period 1, the DM selects the allocation vector  $\mathbf{x}$  to make  $\mathbf{G}\mathbf{x}$  as close as possible to the target outcome  $\mathbf{z}$ , while accounting for the direct cost of deviating from the reference allocation vector  $\mathbf{x}^0$ . Subsequently, in period 2, there exists a hypothetical player, namely *Nature*, intervenes by choosing the influence network among the agents. The primary goal of the adversarial Nature is to act in direct opposition to the DM's interests, by manipulating the realization of the underlying network among the agents. In the final stage, period 3, interactions among the agents occur within the established network parameters, ultimately leading to the realization of an allocation outcome. Since the DM initiates the choice process, it is imperative for them to accurately anticipate the actions of Nature. As will be explained in the next section, Nature has a constraint that the covariance of the influences has to be bounded by the variance of the entities of  $\mathbf{G}$ .

Therefore, the DM's robust optimization problem is formally defined as follows:

$$\begin{aligned} \min_{\mathbf{x} \in \mathbb{R}^n} \max_{\{\text{cov}(\mathbf{G}_i, \mathbf{G}_j)\}_{i,j \in N}} & \frac{1}{2} \left( \mathbb{E} [\|\mathbf{G}\mathbf{x} - \mathbf{z}\|^2] + \|\mathbf{C}^{\frac{1}{2}}(\mathbf{x} - \mathbf{x}^0)\|^2 \right) \\ \text{subject to} & \quad \mathbb{E}[\mathbf{G}_{ij}] = \mathbf{m}_{ij} \quad \text{and} \quad \text{Var}[\mathbf{G}_{ij}] = \mathbf{v}_{ij}^2 \quad \text{for all } i, j \in N, \end{aligned} \tag{1}$$

where vector  $\mathbf{x} = (x_1, \dots, x_n)^\top \in \mathbb{R}^n$  represents the DM's choice of allocation vector across the agents,  $\mathbf{z} = (z_1, \dots, z_n)^\top \in \mathbb{R}^n$  is the target outcome vector,  $\mathbf{x}^0$  is a reference allocation

---

<sup>5</sup>Another interpretation is the existence of multiple priors due to the limited information regarding the network statistics. For general justifications and applications of robust intervention problems, we refer to [Ben-Tal et al. \(2009\)](#) and the references therein.

vector, and  $\mathbf{C}$  is a symmetric positive semi-definite matrix, without loss of generality.<sup>6</sup> The first term  $\mathbb{E}[\|\mathbf{G}\mathbf{x} - \mathbf{z}\|^2]$  measures the cost of having an outcome that deviates from the target vector  $\mathbf{z}$ . The second term  $\|\mathbf{C}^{\frac{1}{2}}(\mathbf{x} - \mathbf{x}^0)\|^2$  represents the cost of choosing an allocation that deviates from the reference allocation vector  $\mathbf{x}^0$ . The two terms in the constraint represent the statistical information given to the DM.

$\|\mathbf{C}^{\frac{1}{2}}(\mathbf{x} - \mathbf{x}^0)\|^2$  can capture various situations depending on the context. For example, for a budget allocation problem, one may set  $\mathbf{C} = c\mathbf{p}\mathbf{p}^\top$  with some  $c > 0$  and  $\mathbf{p} \in \mathbb{R}_{++}^n$  with  $\|\mathbf{p}\|^2 = 1$  for normalization, which is equivalent to  $\|\mathbf{C}^{\frac{1}{2}}(\mathbf{x} - \mathbf{x}^0)\|^2 = c\|\langle \mathbf{p}, \mathbf{x} - \mathbf{x}^0 \rangle\|^2$ . This constraint represents the cost of choosing an allocation that deviates from a budget constraint passing the status quo allocation vector  $\mathbf{x}^0$ , as illustrated in Figure 1-(a).<sup>7</sup> Another example is  $\mathbf{C} = c\mathbf{I}$  for some  $c > 0$ , which is equivalent to  $\|\mathbf{C}^{\frac{1}{2}}(\mathbf{x} - \mathbf{x}^0)\|^2 = c\|\mathbf{x} - \mathbf{x}^0\|^2$ . This cost represents the cost of choosing an allocation that deviates from the status quo allocation vector  $\mathbf{x}^0$  as in Figure 1-(b). Of course, a combination of those two constrains is possible.

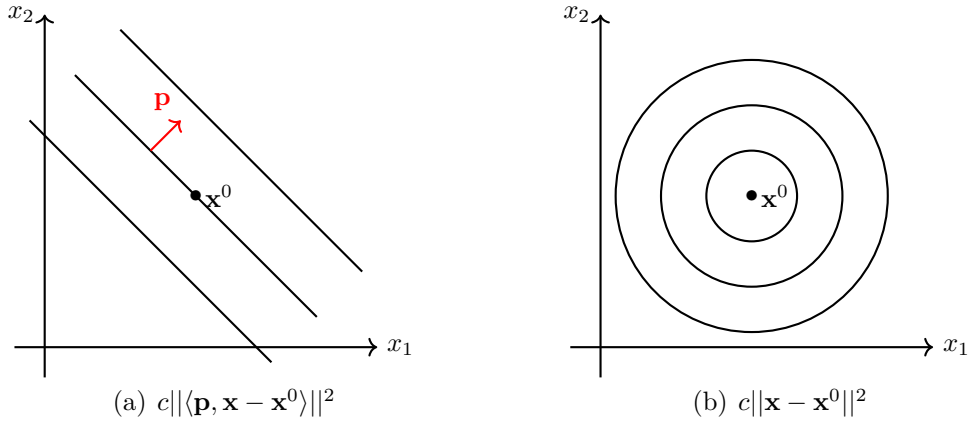


Figure 1: Illustration of the two cost functions

<sup>6</sup>Without loss of generality,  $\mathbf{C}$  is assumed to be symmetric because the decision maker's objective function is quadratic. The mathematical expectation in the objective function is multiplied by  $\frac{1}{2}$ , following the conventional normalization for quadratic objective functions (e.g., Galeotti et al., 2020, 2024).

<sup>7</sup>This cost structure may represent that the DM, as a budget allocator, has a status quo budget  $\mathbf{1}^\top \mathbf{x}^0$ . Then, the DM decides how to divide the budget with additional consideration of either spending extra money or wasting the budget, which costs him the amount of  $c\|\langle \mathbf{1}, \mathbf{x} - \mathbf{x}^0 \rangle\|^2$ . Note that any allocation on the budget line passing through  $\mathbf{x}^0$  does not incur any cost to the DM.

## 2.2 Discussion of the Model

The optimized value of the DM’s objective function provides a robust solution by quantifying the guaranteed outcome of the original objective under the “worst-case” scenario, chosen by Nature. A key contribution of this paper is the complete characterization of the DM’s solution to the robust intervention problem, along with the corresponding worst-case scenarios induced by Nature. This characterization extends previous research (e.g., [Belhaj et al., 2023](#); [Galeotti et al., 2020, 2024](#); [Jeong and Shin, 2024](#)), which assumes a fully known influence network entry  $\mathbf{G}_{ij}$ , by addressing cases where only the first and second moments of  $\mathbf{G}_{ij}$  are known to the DM. A more direct relationship to previous papers will be discussed later in [Section 4](#).

There are several possible interpretations of the influence network  $\mathbf{G}$ . For instance,  $\mathbf{G}$  may represent the exchange of allocations among agents. In the context of a distribution problem for food stamps and coupons, citizens might exchange these benefits according to their individual needs. This exchange network may not be fully known to the distributor, who must then consider a robust optimization approach under the uncertainty of these exchange. By adopting this approach, the distributor aims to ensure that, after the exchanges, the final distribution of the coupons within the population aligns more closely with a target distribution.

Another example arises in game-theoretic situations, such as public goods games on networks (e.g., [Galeotti et al., 2020](#)). In these games, agents’ best response action profile depend on both the underlying social network and their individual endowments. The DM can influence the endowment of the agents to ensure that their best-response actions, which are influenced by the endowments and actions of their local neighbors, align closely with a target action profile. In particular, agents may have non-reciprocal relationships, such as unequal mutual relationships or parasitism (e.g., [Bayer et al., 2023](#)). In such directional interactions, the convergence of best response dynamics may not occur naturally. Therefore, a possible goal of the DM is to guide agents’ (myopic) best responses towards a target

behavior, such as a Nash equilibrium.

Influence network  $\mathbf{G}$  can also be interpreted in the context of viral marketing and social learning (e.g., Jeong and Shin, 2024). In social networks, consumers exchange opinions about products through their interactions in a social network, and firms invest considerable amount of resources to influence this opinion formation process. This process is often modeled as a DeGroot learning process (e.g., DeGroot, 1974; DeMarzo et al., 2003; Golub and Jackson, 2010, 2012), where each agent’s opinion is a weighted average of their neighbors’ opinions. The DM may intervene consumers’ opinion formation process by influencing agents’ opinion formation dynamics, for instance, by providing free samples or coupons. With limited information about the correlations among consumer connections, the DM may adopt a robust optimization approach to ensure effective interventions that guarantee a certain level of achievement under network uncertainty.

### 3 Analysis

#### 3.1 Decomposition and Assumptions

**Decomposition.** To isolate the distinct aspects of the objective function and derive theoretical insights more efficiently, we decompose it into its component parts. For each pair of agents  $i$  and  $j$ ,  $\mathbf{U}_{ij} = \mathbf{G}_{ij} - \mathbf{m}_{ij}$  represents the deviation of the influence from its mean. By construction, the mean of  $\mathbf{U}_{ij}$  is zero, and its variance is  $\mathbf{v}_{ij}^2$ .<sup>8</sup> Let  $\mathbf{m}_i = \mathbb{E}[\mathbf{G}_i^\top]$  be the vector of mean influences toward  $i$ , and let  $\mathbf{U}_i = \mathbf{G}_i^\top - \mathbf{m}_i$  represent the vector of deviations of the influences toward  $i$ . Then, the expected value of the squared distance between the allocation outcome to agent  $i$  and the target allocation is

$$\begin{aligned} \mathbb{E}[|\mathbf{G}_i \mathbf{x} - z_i|^2] &= \sum_{j=1}^n \sum_{k=1}^n x_j (\mathbf{m}_{ij} \mathbf{m}_{ik} + \mathbb{E}[\mathbf{U}_{ij} \mathbf{U}_{ik}]) x_k - 2z_i \sum_{l=1}^n \mathbf{m}_{il} x_l + z_i^2 \\ &= \langle \mathbf{x}, \mathbf{M}_i \mathbf{x} \rangle + \langle \mathbf{x}, \mathbf{B}_i \mathbf{x} \rangle - 2\langle \psi_i, \mathbf{x} \rangle + z_i^2, \end{aligned} \quad (2)$$

---

<sup>8</sup>Formally,  $\mathbb{E}[\mathbf{U}_{ij}] = 0$  and  $\text{Var}[\mathbf{U}_{ij}] = \mathbb{E}[\mathbf{U}_{ij}^2] = \text{Var}[\mathbf{G}_{ij}] = \mathbf{v}_{ij}^2$  for all  $i, j \in N$ .

where  $\mathbf{M}_i = \mathbf{m}_i \otimes \mathbf{m}_i$  and  $\mathbf{B}_i = \mathbb{E}[\mathbf{U}_i^\top \mathbf{U}_i]$  is the covariance matrix of the influence deviations from the means toward agent  $i$ . Since  $\mathbb{E}[|\mathbf{G}\mathbf{x} - \mathbf{z}|^2] = \sum_{i=1}^n \mathbb{E}[|\mathbf{G}_i\mathbf{x} - z_i|^2]$ , by summing up expression (2), we obtain

$$\mathbb{E}[|\mathbf{G}\mathbf{x} - \mathbf{z}|^2] = \langle \mathbf{x}, \mathbf{M}\mathbf{x} \rangle + \langle \mathbf{x}, \mathbf{B}\mathbf{x} \rangle - 2\langle \psi, \mathbf{x} \rangle + \|\mathbf{z}\|^2, \quad (3)$$

where  $\mathbf{M} = \sum_{i=1}^n \mathbf{M}_i$  represents the *aggregated mean network influence*, reflecting the cumulative average effects across all agents. Similarly,  $\mathbf{B} = \sum_{i=1}^n \mathbf{B}_i$  represents the *aggregated uncertainty of network influence*, encapsulating the collective variability in agent interactions. Furthermore,  $\psi = \sum_{i=1}^n \psi_i$  is the  $\mathbf{z}$ -weighted sum of mean network influence across the agents, effectively quantifying the targeted influence alignment with the desired outcomes.

For each agent  $i \in N$ , let  $\mathcal{B}_i$  denote a set of matrices  $\mathbf{B}_i$  that are symmetric, positive semi-definite, and have the diagonal elements  $(\mathbf{B}_i)_{jj} = \mathbf{v}_{ij}^2$  for all  $j \in N$ . This set  $\mathcal{B}_i$ , referred to as the *individual uncertainty set*, forms a convex, compact subset within the space of all  $n \times n$  real matrices.<sup>9</sup> The aggregate of these sets is the Minkowski sum of the individual uncertainty sets, defined by  $\mathcal{B} = \{\mathbf{B} \in \mathbb{R}^{n \times n} \mid \mathbf{B} = \sum_{i=1}^n \mathbf{B}_i \text{ for some } \mathbf{B}_i \in \mathcal{B}_i\}$ . This set represents all possible aggregated uncertainties that can be chosen by Nature and is referred to as the “uncertainty set” of the robust optimization literature (Ben-Tal et al., 2009).<sup>10</sup>

Equation (3) decomposes the effects of changing allocation vector  $\mathbf{x}$  into three distinct channels. The first term,  $\langle \mathbf{x}, \mathbf{M}\mathbf{x} \rangle$ , encapsulates the effect of  $\mathbf{x}$  through the mean of the network influence structure to the objective function, highlighting how  $\mathbf{x}$  contributes to the predictable aspects of agent interactions. The second term,  $\langle \mathbf{x}, \mathbf{B}\mathbf{x} \rangle$  quantifies the impact arising from the inherent uncertainty within the network influence structure, addressing the

---

<sup>9</sup>Using the Frobenious norm notation, it also follows that  $\|\mathbf{B}_i\|_{\mathbf{F}} = \sum_{j=1}^n \mathbf{v}_{ij}^2$  for all  $\mathbf{B}_i \in \mathcal{B}_i$ . Note that  $\mathcal{B}_i$  is contained in a finite-dimensional Euclidean space. It is bounded as  $|\text{cov}(\mathbf{G}_{ij}, \mathbf{G}_{ik})| \leq \mathbf{v}_{ij}\mathbf{v}_{ik}$  by the Cauchy-Schwarz inequality. Recall that this boundedness does not imply positive semi-definiteness. Convexity and closedness are straightforward.

<sup>10</sup>Our consideration of the uncertainty set in the network economics context differs from that in the robust mechanism design literature. For instance, in Bergemann and Morris (2005), the uncertainty set pertains to agents’ type spaces, encapsulating all possible payoff types and beliefs about others’ types. In Carroll (2015), it relates to the agent’s technology set, including possible actions represented as output distributions and costs. In He and Li (2022), it arises from the auctioneer’s limited information about the correlation structure of bidders’ valuations.

variability in agent responses that cannot be precisely predicted. The final term,  $2\langle\psi, \mathbf{x}\rangle$ , reflects the direct effect of  $\mathbf{x}$  in aligning the actual outcomes more closely with the target outcomes, emphasizing strategic alignment of resources. Notably, of these three components, the second channel is the only one that generates uncertainty through the network, remaining indeterminate. Consequently, the DM must carefully consider the possible values of  $\mathbf{B}$  in the uncertainty set  $\mathcal{B}$ , given the presence of an adversarial Nature, to robustly optimize the objective function.

**Assumptions.** In order to enhance the clarity of our analysis and obtain uniqueness of the DM’s robust optimization problem (1), we assume two properties throughout the paper:

- (i) **Property A.** Aggregated mean network influence  $\mathbf{M}$  has full rank (independent responsiveness condition).
- (ii) **Property B.** The DM’s robust optimization problem (1) has a solution that contains no zero entry (non-negligence condition).

The two properties have the following economic interpretations. First, note that Property A (independent responsiveness condition) holds if and only if  $\{\mathbf{m}_i\}_{i=1}^n$  is linearly independent.<sup>11</sup> Since  $\mathbf{m}_i$  represents the mean influence toward agent  $i$ , the full rank property means that the mean influence to any of the agents in the network is not a linear combination of the mean influences to other agents. Property A holds generically; that is, if Property A does not hold for a specific  $\mathbf{M}$ , then an arbitrarily small perturbation to  $\mathbf{M}$  is sufficient to make it hold. Property A ensures that there is a unique solution to the DM’s problem (1).

Second, as will be shown later, Property B (non-negligence condition), which concerns existence, is sufficient to ensure that there is a *unique* solution to the DM’s robust optimization problem (1), and that it does not contain any zero entries. Thus, every agent receives a positive allocation, ensuring that no agent is disregarded. Furthermore, since

---

<sup>11</sup>Mathematically, the following are equivalent: (i)  $\mathbf{M} = \sum_{i=1}^n \mathbf{m}_i \otimes \mathbf{m}_i$  has full rank, (ii)  $\{\mathbf{m}_i\}_{i=1}^n$  is linearly independent, and (iii)  $\mathbf{M}$  is a positive definite matrix.

$\{(\mathbf{M} + \mathbf{C})\mathbf{x} + \partial g(\mathbf{x}) \mid \mathbf{x} \in Z\}$  is a set described by a set of linear inequalities, its complement is open. The non-empty interior and uniqueness enable us to conduct comparative static analysis around the unique solution.

In fact, Property B can be explicitly defined in terms of the model primitives. Specifically, define  $g : \mathbb{R}^n \rightarrow \mathbb{R}$  by  $g(\mathbf{x}) = \max_{\mathbf{B} \in \mathcal{B}} \frac{1}{2} \langle \mathbf{x}, \mathbf{B}\mathbf{x} \rangle$ . Let  $\partial g(\mathbf{x})$  be the set of subgradients of  $g$  at  $\mathbf{x}$ , and define  $Z = \{(\mathbf{M} + \mathbf{C})\mathbf{x} + \partial g(\mathbf{x}) \mid \mathbf{x} \text{ has a zero entry}\} \subsetneq \mathbb{R}^n$ . Then, it follows that Property B holds if and only if  $(\psi^0 + \psi) \notin Z$ .<sup>12</sup> Roughly speaking, Property B is more likely to hold when  $Z$  is smaller. Property B is satisfied for most parameter values, particularly when  $\mathbf{C}$  is sufficiently large in terms of its smallest eigenvalue.<sup>13</sup> Another example arises when  $\mathbf{M}$  is large relative to the size of  $\mathcal{B}$  (i.e., the sum of diagonal entities of  $\mathcal{B}$ ). Interpreted in the context of influence network data, this could represent a situation where the DM’s estimate of  $\mathbf{M}$  is statistically significant, making the remaining uncertainty (i.e., the size of  $\mathcal{B}$ ) relatively small.

### 3.2 Characterization of the Unique Robust Intervention

We rewrite the objective function of the DM in terms of  $\mathbf{x}$  and  $\mathbf{B}$  by a function  $f : \mathbb{R}^n \times \mathcal{B} \rightarrow \mathbb{R}$  defined as

$$f(\mathbf{x}, \mathbf{B}) = \frac{1}{2} (\langle \mathbf{x}, \mathbf{M}\mathbf{x} \rangle + \langle \mathbf{x}, \mathbf{B}\mathbf{x} \rangle + \langle \mathbf{x}, \mathbf{C}\mathbf{x} \rangle - 2\langle \psi^0 + \psi, \mathbf{x} \rangle + \underbrace{\|\mathbf{z}\|^2 + \|\mathbf{C}^{\frac{1}{2}}\mathbf{x}^0\|^2}_{\text{constant}}), \quad (4)$$

given that  $\|\mathbf{C}^{\frac{1}{2}}(\mathbf{x} - \mathbf{x}^0)\|^2 = \langle \mathbf{x}, \mathbf{C}\mathbf{x} \rangle - 2\langle \psi^0, \mathbf{x} \rangle + \|\mathbf{C}^{\frac{1}{2}}\mathbf{x}^0\|^2$  and  $\psi^0 = \mathbf{C}\mathbf{x}^0$ . The function  $f(\mathbf{x}, \mathbf{B})$  is strictly convex in  $\mathbf{x}$  because  $\mathbf{M}$  is positive definite by Property A, and  $\mathbf{B}$  and  $\mathbf{C}$  are positive semi-definite. In addition,  $f(\mathbf{x}, \mathbf{B})$  is linear in each individual uncertainty  $\mathbf{B}_i$  as well as in the aggregated uncertainty  $\mathbf{B}$ . These properties facilitate the formulation of the optimization challenges faced by the DM and the adversarial Nature.

Utilizing expression (4), we can distinctly articulate the DM’s robust optimization prob-

---

<sup>12</sup>See [Appendix B](#) for a proof. In [Appendix B](#), we also present further sufficient conditions under which Property B holds are introduced, along with a graphical example of the two-agent case.

<sup>13</sup>For example, if  $\mathbf{C} = c\mathbf{I}$  for some  $c \geq 0$ , it suffices to assume that  $c$  is sufficiently large, as frequently assumed in the literature on intervention in networks (e.g., [Galeotti et al., 2020](#); [Jeong and Shin, 2024](#)).

lem, as previously noted in (1), and the corresponding dual problem for the adversarial Nature, structured as dual robust optimization problems:

**DM's primal problem**

$$\min_{\mathbf{x} \in \mathbb{R}^n} \max_{\mathbf{B} \in \mathcal{B}} f(\mathbf{x}, \mathbf{B}). \quad (\text{PP})$$

**Nature's dual problem**

$$\max_{\mathbf{B} \in \mathcal{B}} \min_{\mathbf{x} \in \mathbb{R}^n} f(\mathbf{x}, \mathbf{B}). \quad (\text{DP})$$

Under uncertainty, in the original problem (PP), the DM acts as the first mover, making decisions based on anticipated actions of Nature. On the contrary, the order is reversed in the Nature's dual problem (DP); here, Nature acts first, allowing the DM to observe and respond to Nature's choice. This reversal of order enables the DM in problem (DP) to make decisions under the *complete information* on Nature's action. Ideally, if both problems (PP) and (DP) share certain desirable properties, it could significantly enhance our understanding and ability to predict outcomes in this robust optimization.

Indeed, the strict convexity and linearity of  $f$  allow us to apply von Neumann's minimax theorem (von Neumann, 1928), elucidating the duality and the uniqueness of the solution to the DM's robust optimization problem. Beyond duality, we can characterize this unique solution in relation to Nature's solution to the dual problem, as follows:

**Theorem 1 (Duality and Uniqueness)** *The following duality holds:*

$$\min_{\mathbf{x} \in \mathbb{R}^n} \max_{\mathbf{B} \in \mathcal{B}} f(\mathbf{x}, \mathbf{B}) = \max_{\mathbf{B} \in \mathcal{B}} \min_{\mathbf{x} \in \mathbb{R}^n} f(\mathbf{x}, \mathbf{B}). \quad (5)$$

Furthermore, the DM's primal problem (PP) has a unique solution  $\mathbf{x}^* = (\mathbf{M} + \mathbf{B}^* + \mathbf{C})^{-1}(\psi^0 + \psi)$  for any solution  $\mathbf{B}^*$  to Nature's dual problem (DP).

Let  $\mathbf{x}^*$  denote a solution of problem (PP), with the corresponding set of solutions represented by  $\mathcal{X}^*$ . Denote Nature's aggregated best response to  $\mathbf{x}^*$  by  $\mathbf{B}_{BR}(\mathbf{x}^*)$ . Similarly, let  $\mathbf{B}^*$  denote a solution of problem (DP), with the corresponding set of solutions represented by  $\mathcal{B}^*$ , and the DM's best response respect to  $\mathbf{B}^*$  by  $\mathbf{x}_{BR}(\mathbf{B}^*)$ . The first part of Theorem 1 establishes that the optimal values of both the original and the dual problems are equivalent;



that is,  $f(\mathbf{x}^*, \mathbf{B}_{BR}(\mathbf{x}^*)) = f(\mathbf{x}_{BR}(\mathbf{B}^*), \mathbf{B}^*)$  for any  $\mathbf{x}^* \in \mathcal{X}^*$  and  $\mathbf{B}^* \in \mathcal{B}^*$ .<sup>14</sup>

However, the duality does not necessarily imply that the DM’s optimal choice  $\mathbf{x}^*$  and Nature’s best response  $\mathbf{B}_{BR}(\mathbf{x}^*)$  in the DM’s primal problem (PP) directly solve Nature’s dual problem (DP). In other words, solving the dual problem (DP) using the backward induction does not necessarily resolve the primal problem (PP). The second part of Theorem 1 primarily indicates that the original problem (PP) has a unique solution, even though Nature’s best response with respect to  $\mathbf{x}^*$  (i.e., the worst-case scenario) as the second mover might not be uniquely determined.

Furthermore, the second part of Theorem 1 states that, although there may be multiple worst-case scenarios (i.e.,  $|\mathcal{B}^*| > 1$ ), there exists a unique optimal choice for the DM,  $\mathbf{x}^* = (\mathbf{M} + \mathbf{B}^* + \mathbf{C})^{-1}(\psi^0 + \psi)$  for any  $\mathbf{B}^* \in \mathcal{B}^*$ , that solves problem (PP). The invertibility of  $\mathbf{M} + \mathbf{B}^* + \mathbf{C}$  is ensured by Property A.<sup>15</sup> This unique solution satisfies the linear equation  $(\mathbf{M} + \mathbf{B}^* + \mathbf{C})\mathbf{x}^* = (\psi^0 + \psi)$ , offering an interpretation of the solution in terms of model parameters. First,  $\mathbf{x}^*$  is adjusted to align with the mean influences represented by  $\mathbf{M}$ . Second,  $\mathbf{x}^*$  takes into account the risk by responding optimally to the Nature’s adversarial choice  $\mathbf{B}^*$ . Third,  $\mathbf{x}^*$  remains cost-effective, considering the cost structure given by  $\mathbf{C}$ . The combined influence of the initial allocation  $\psi^0$  and the target allocation  $\psi$  guides  $\mathbf{x}^*$  towards a balance between the current state of intervention and its desired outcome.

In the next subsection, we characterize a unique worst-case scenario as Nature’s optimal choice and determine the corresponding best response of the DM.

### 3.3 Characterization of the Worst-Case Scenario

In the DM’s objective function (4), the only term that depends on Nature’s choice  $\mathbf{B}$  is  $\langle \mathbf{x}, \mathbf{B}\mathbf{x} \rangle$ . Thus, Nature’s optimal choice in the dual problem (DP) maximizes  $\langle \mathbf{x}^*, \mathbf{B}\mathbf{x}^* \rangle$ . Thus, properties of  $\mathbf{B}^*$  depend on the properties of  $\mathbf{x}^*$ .

---

<sup>14</sup>This best-response relationship provides another characterization of the DM’s solution as an action profile of a game between the DM and Nature, in which DM tries to minimize  $f(\mathbf{x}, \mathbf{B})$  but Nature tries to maximize  $f(\mathbf{x}, \mathbf{B})$  (e.g., von Neumann et al., 2007). Our proof in Appendix A utilizes this interpretation.

<sup>15</sup>Note that multiplicity of  $\mathbf{B}^*$  may originates from the multiple representation of  $\mathbf{B}^*$  as  $\mathbf{B}^* \in \sum_{i=1}^n \mathcal{B}_i$ .

Indeed, if  $\mathbf{x}^*$  does not contain any zero entry by Property B, then there exists a unique worst-case scenario for the DM's choice. To understand why, consider an example of two agents, where Nature's choice maximizes  $\langle \mathbf{x}^*, \mathbf{B}\mathbf{x}^* \rangle = \langle \mathbf{x}^*, \mathbf{B}_1\mathbf{x}^* \rangle + \langle \mathbf{x}^*, \mathbf{B}_2\mathbf{x}^* \rangle$ . The first term expresses the uncertainty generated by influences on agent 1's outcome, while the second term represents the uncertainty affect agent 2's outcome. Without loss of generality, we focus of  $\mathbf{B}_1$ , since the choice of  $\mathbf{B}_2$  independently impacts Nature's objective due to linearity.

Note that  $\mathbf{B}_1$  is a symmetric positive semi-definite matrix, with its diagonal terms fixed at  $\mathbf{v}_{11}^2$  and  $\mathbf{v}_{12}^2$ . Thus, the only undetermined entry of  $\mathbf{B}_1$  is its off-diagonal term  $\rho_1 = cov(\mathbf{G}_{11}, \mathbf{G}_{12})$ , bounded by  $|\rho_1| \leq \mathbf{v}_{11}\mathbf{v}_{12}$ . The term  $\langle \mathbf{x}^*, \mathbf{B}_1\mathbf{x}^* \rangle$  reaches its maximum at the extreme value of  $\rho_1$ , consequently,  $\rho_1 = \mathbf{v}_{11}\mathbf{v}_{12}$  or  $-\mathbf{v}_{11}\mathbf{v}_{12}$ . In addition, by the spectral theorem (Meyer, 2010), there are two non-negative eigenvalues,  $\lambda_1$  and  $\lambda_2$ , and corresponding unit-length eigenvectors,  $\mathbf{w}_1$  and  $\mathbf{w}_2$ , such that  $\mathbf{B}_1 = \lambda_1(\mathbf{w}_1 \otimes \mathbf{w}_1) + \lambda_2(\mathbf{w}_2 \otimes \mathbf{w}_2)$ . Interestingly, when  $\rho_1 = \mathbf{v}_{11}\mathbf{v}_{12}$  or  $-\mathbf{v}_{11}\mathbf{v}_{12}$ , the first eigenvalue is  $\|\mathbf{B}_1\|_{\mathbf{F}}^2 = \mathbf{v}_{11}^2 + \mathbf{v}_{12}^2$ , which is constant for all  $\mathbf{B}_1 \in \mathcal{B}_1$ . Therefore,  $\mathbf{B}_1 = \|\mathbf{B}\|_{\mathbf{F}}^2(\mathbf{w}_1 \otimes \mathbf{w}_1)$ .

To determine the sign of  $\rho_1$ , consider the entries of  $\mathbf{x}^*$ . Since  $\mathbf{x}^*$  has no zero entry, two cases arise: (1) the entries of  $\mathbf{x}^*$  have the same signs, or (2) the entries have opposite signs. In the first case, with the same signs, the covariance of  $\mathbf{G}_{11}$  and  $\mathbf{G}_{12}$  must be positive; , as a negative covariance would create a hedging effect, which is suboptimal for Nature. Similarly, in the second case, where the signs are opposite, the covariance of  $\mathbf{G}_{11}$  and  $\mathbf{G}_{12}$  must be negative. Thus,  $\rho_1 = s(\mathbf{x}_1^*)s(\mathbf{x}_2^*)\mathbf{v}_{11}\mathbf{v}_{12}$ , which leads to  $\mathbf{w}_1 = \frac{\mathbf{q}_1}{\|\mathbf{q}_1\|}$ , where  $\mathbf{q}_1 = (s(\mathbf{x}_1^*)\mathbf{v}_{11}, s(\mathbf{x}_2^*)\mathbf{v}_{12})^\top$  and is located in the same orthant with  $\mathbf{x}^*$ .

The above analysis demonstrates that Nature's optimal strategy concentrates uncertainty in the first principal component, aligned with the DM's intervention vector (in the sense that they are in the same orthant). By doing so, Nature maximizes the uncertainty effect relative to the DM's choice. Since the analysis for agent 1 is independent of that for agent 2, we obtain a unique closed-form expression for  $\mathbf{B}_i^* = \sigma_i^2(\mathbf{w}_i \otimes \mathbf{w}_i)$ , where  $\sigma_i^2 = \|\mathbf{B}_i^*\|_{\mathbf{F}}^2 = \sum_{j=1}^n \mathbf{v}_{ij}^2$

and  $\mathbf{w}_i = \frac{\mathbf{q}_i}{\|\mathbf{q}_i\|}$  with  $\mathbf{q}_i = (s(x_1^*)\mathbf{v}_{i1}, s(x_n^*)\mathbf{v}_{in})^\top$  for  $i = 1, 2$ .

The analysis is closely related to the orthogonal decomposition techniques commonly used in the literature on intervention in networks (e.g., Galeotti et al., 2020, 2024; Jeong and Shin, 2024). In those models, an orthogonal decomposition tracks effects of the DM's choice across multiple dimensions, with the network is given as a model parameter, so the principal components of the underlying network are fixed. However, in the current model, for each agent  $i$ , the unique principal component with a non-zero eigenvalue,  $\mathbf{q}_i$ , is optimally chosen by Nature in the dual problem, with an objective function opposing that of the DM. Consequently, the adversarial Nature focuses on a particular principal component and concentrates all its effects on each agent  $i$  through this choice of principal component.

The following theorem summarizes what we have discovered so far.

**Theorem 2 (Unique Worst-Case Scenario)** *There exists a unique solution to the Nature's dual problem (DP),  $\mathbf{B}^* = \sum_{i=1}^n \mathbf{B}_i^*$  in which  $\mathbf{B}_i^* = \sigma_i^2(\mathbf{w}_i \otimes \mathbf{w}_i)$  with  $\sigma_i^2 = \sum_{j=1}^n \mathbf{v}_{ij}^2$ ,  $\mathbf{w}_i = \frac{\mathbf{q}_i}{\|\mathbf{q}_i\|}$ , and  $\mathbf{q}_i = (s(\mathbf{x}_1^*)\mathbf{v}_{i1}, \dots, s(\mathbf{x}_n^*)\mathbf{v}_{in})^\top$  for all  $i \in N$ . Consequently, the unique solution to problem (PP) is given by  $\mathbf{x}^* = (\mathbf{M} + \mathbf{B}^* + \mathbf{C})^{-1}(\psi^0 + \psi)$ .*

Theorem 2 provides an algorithmic approach for finding the robust solution by applying the principle of backward induction. First, identify all the relevant orthants in  $\mathbb{R}^n$  where no entry of each orthant is zero. For example, if  $n = 2$ , there are four quadrant to consider. Second, since the Nature's optimal choice in the dual problem (DP) depends only on the sign of  $\mathbf{x}^*$ , determine the possible values of Nature's choice for each orthant. For example, if  $n = 2$ , identify four possible values for each  $\mathbf{q}_i = (s_{i1}\mathbf{v}_{i1}, s_{i2}\mathbf{v}_{i2})^\top$ , where  $s_{i1} \in \{+1, -1\}$ . Finally, for each orthant, calculate  $\mathbf{B} = \sum_{i=1}^n \mathbf{q}_i \otimes \mathbf{q}_i$  and verify whether  $(\mathbf{M} + \mathbf{B} + \mathbf{C})$  remains in the same orthant where it started. If so, that orthant provides the unique robust intervention solution. Otherwise, try another orthant and repeat the process, which will end in a finite number of steps.

We conclude by noting that  $\mathbf{G}$  can be symmetric. One might think that constructing the covariance matrix  $\mathbf{B}_i$  of the links toward agent  $i$  could influence the construction of  $\mathbf{B}_j$  for

the links toward another agent  $j$ , and that due to the symmetry of  $\mathbf{G}$ ,  $\mathbf{B}_j$  might not be a rank one matrix. However, this is not the case, as shown in the proof of [Theorem 2](#).

### 3.4 Value of Information

We now investigate how a change in the degree of uncertainty affects the performance of the robust intervention. In our model, the uncertainty is introduced by an adversarial Nature under specific constraints. Since the magnitude of the uncertainty constraint is bounded by the variance of the entries in the influence matrix  $\mathbf{G}$ , we examine how changes in these variances affect the performance of the robust intervention—a concept we refer to as the value of information.

There are two possible measures of the value of information: (i) global information and (ii) local information. For the global value, recall that the DM’s information and the associated uncertainty about the network structure are measured by the aggregated uncertainty matrix  $\mathbf{B}^* = \sum_{i=1}^n \mathbf{B}_i^*$ , with the underlying network  $\mathbf{G}$  distributed around  $\mathbf{M}$ . Note that the worst-case scenario occurs at the boundary of Nature’s uncertainty set  $\mathcal{B}$ . Therefore, we define the value of global information as the partial derivative of the DM’s objective function with respect to  $\mathbf{B}^*$ , evaluated at the robust intervention  $\mathbf{x}^*$ .

Regarding the value of information, we observe that at the boundary of the uncertainty set, the level of correlation is maximized to match the level of variance of the associated component, measured by  $\|\mathbf{B}_i\|_{\mathbf{F}}$  for each agent  $i$ . Since  $\|\mathbf{B}_i\|_{\mathbf{F}}$  represents the sum of the variances of the links toward agent  $i$ , the relevant aggregated uncertainty level for the DM is the sum of these variances. Consequently, we can measure the value of local information as the partial derivative of the DM’s objective function with respect to  $\mathbf{v}_{ij}^2$ , evaluated at the robust intervention  $\mathbf{x}^*$ . This approach measures the change in the objective function due to the variance of a particular link in the network, whereas the global value of information captures the impact of simultaneous changes in all the variances.

**Value of global information.** When the objective function is perturbed by a change in  $\mathbf{B}$  in the direction of  $\Delta\mathbf{B}$ , the directional change is given by  $\text{trace}\left(\frac{\partial f(\mathbf{x}_{BR}(\mathbf{B}), \mathbf{B})}{\partial \mathbf{B}} \Delta\mathbf{B}\right)$ . Using standard matrix calculus, we find that  $\frac{\partial f(\mathbf{x}^*(\mathbf{B}), \mathbf{B})}{\partial \mathbf{B}} = \mathbf{x} \otimes \mathbf{x}$ , which is positive definite and rank-1. Positive definiteness implies that the matrix does not reverse the direction of any vector; it can only stretch or leave the vector unchanged. This rank-1 property indicates that changes in the function  $f(\mathbf{x}_{BR}(\mathbf{B}), \mathbf{B})$  are highly directional, with the function being most sensitive to changes in  $\mathbf{B}$  that align with the direction of  $\mathbf{x}$ .

Consequently, at the robust intervention solution  $\mathbf{x}_{BR}(\mathbf{B}^*) = \mathbf{x}^*$ , the directional change is non-negative if  $\Delta\mathbf{B}$  aligns with the direction of  $\mathbf{x}^*$ . The rank-1 property implies that the value of the function will either increase or remain constant when  $\mathbf{B}$  is perturbed in the direction aligned with this gradient,  $\mathbf{x}^* \otimes \mathbf{x}^*$ , and no decrease occurs unless  $\Delta\mathbf{B}$  is orthogonal to the gradient. The following proposition formalizes this discussion:

**Proposition 1 (Value of global information)** *The value of global information is  $\mathbf{x}^* \otimes \mathbf{x}^*$ , which is positive semi-definite and rank-1.*

We conclude by noting that Property B is necessary to ensure that the derivative is well-defined. Without this assumption, for certain directional changes in  $\mathbf{B}$ , the gradient of  $f$  may not be well-defined.

**Value of local information.** We now investigate the value of local information. First, note that  $(\mathbf{B}_i)_{jk}^* = \mathbf{v}_{ij}\mathbf{v}_{ik}s(x_j)s(x_k)$  for any  $i, j, k \in N$ , which represents the covariance of agent  $j$ 's and agent  $k$ 's allocations toward agent  $i$ 's outcome at the worst-case scenario determined by Nature. Thus, when  $\mathbf{v}_{ij}$  changes for some  $i, j \in N$ , it affects not only the variance of the directional link from agent  $j$  to agent agents  $i$ , but also all the covariances that are associated with the two agents. Specifically, recall that adversarial Nature's choice maximizes the covariance of the agents within the constraint of uncertainty. For a given agent  $i$ , an increase in the variance of the link from agent  $j$ 's allocation to agent  $i$  outcome raises the upper bound of the covariance between this link and all other links from the other

agents to  $i$ , including the link from  $j$  to  $i$ . Consequently, the partial derivative of the DM's objective function with respect to  $\mathbf{v}_{ij}$  is given by  $2 \sum_{k=1}^n \mathbf{v}_{ik} |x_j| |x_k|$ , which is strictly positive if Property B holds, ensuring the unique existence of the derivative as for the value of global information.

Unlike the value of global information, where a change in  $\mathbf{B}$  is multi-directional, the value of local information is strictly positive due to the unidirectional change of  $\mathbf{v}_{ij}$  (i.e., only in the increasing direction). The following proposition formalizes our discussion:

**Proposition 2 (Value of Local Information)** *The value of local information of the link from agent  $j$  to agent  $i$  is  $2 \sum_{k=1}^n \mathbf{v}_{ik} |x_j| |x_k|$ .*

### 3.5 Example: Role of Uncertainty

In this section, we present an example of a network consisting of two agents. This example highlights the trade-off between targeting an agent with higher mean influence and minimizing the risks associated with uncertainty generated by that agent. This analysis introduces the concept of an uncertainty threshold, demonstrating that when uncertainty exceeds this threshold, prioritizing the less uncertain agent with lower mean influence becomes the optimal intervention strategy.

Specifically, consider the network of two agents illustrated by [Figure 2](#). For expositional convenience, we parameterize the network such that  $\mathbf{m}_{11} = \mathbf{m}_{21} = m > \mathbf{m}_{22} = \mathbf{m}_{12} = 1$ . Thus, all else being equal, any allocation to agent 1 generates a strictly greater mean externality than an allocation to agent 2. To represent the degree of uncertainty regarding the agents' influences, we set  $\mathbf{v}_{11} = \mathbf{v}_{21} = v > \mathbf{v}_{22} = \mathbf{v}_{12} = 1$ , implying that an allocation to agent 1 generates higher uncertainty compared to agent 2. The two agents are identical in other respects, as we set  $\mathbf{x}^0 = \mathbf{0}$ ,  $\mathbf{z} = (1, 1)^\top$ , and  $\mathbf{C} = c\mathbf{I}$  for some  $c > 0$ , which is assumed to be sufficiently large. Consequently, these parameters allow us to examine the trade-off between agent 1's superiority in mean externality and inferiority in uncertainty.

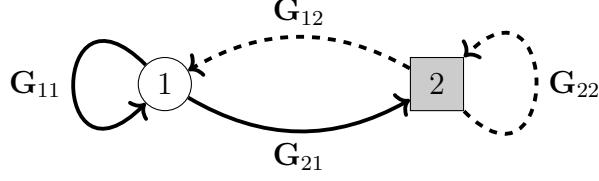


Figure 2: Example of two-agent network. Each arrow represents the degree of influence of the allocation given to the starting agent to the heading agent. Since  $\mathbf{m}_{11} = \mathbf{m}_{21} > \mathbf{m}_{12} = \mathbf{m}_{22}$ , the thick arrows represent a higher mean influence than the dashed arrows.

We calculate the aggregated mean influence and uncertainty  $\mathbf{M}$  and  $\mathbf{B}$  as

$$\mathbf{M} = 2 \begin{bmatrix} m^2 & m \\ m & 1 \end{bmatrix} \quad \text{and} \quad \mathbf{B} = 2 \begin{bmatrix} v^2 & \frac{\rho_1 + \rho_2}{2} \\ \frac{\rho_1 + \rho_2}{2} & 1 \end{bmatrix},$$

where  $\rho_1 \in [-v, v]$  is the covariance of  $\mathbf{G}_{11}$  and  $\mathbf{G}_{12}$ , and  $\rho_2 \in [-v, v]$  is the covariance of  $\mathbf{G}_{21}$  and  $\mathbf{G}_{22}$ . Property A is satisfied as  $m > 1$ . Property B is also satisfied as  $(\psi^0 + \psi) = 2(m, 1)^\top \notin Z = \{(\mathbf{M} + \mathbf{C})\mathbf{x} + \partial g(\mathbf{x}) \mid \mathbf{x} \text{ has a zero entry}\}$  because  $c > 0$  is sufficiently large.

A natural guess of the orthant where  $\mathbf{x}^*$  is contained in is the first quadrant. Then, by [Theorem 2](#), Nature concentrates all the uncertainty in the first principal component, aligned with the DM's intervention vector in the first quadrant as

$$\mathbf{B}^* = 2 \begin{bmatrix} v^2 & v \\ v & 1 \end{bmatrix} = 2 \left( \begin{bmatrix} v \\ 1 \end{bmatrix} \otimes \begin{bmatrix} v \\ 1 \end{bmatrix} \right).$$

Consequently, we calculate the optimal robust intervention solution  $\mathbf{x}^*$  as

$$\mathbf{x}^* = (\mathbf{M} + \mathbf{B}^* + c\mathbf{I})^{-1} (\psi^0 + \psi) = \begin{bmatrix} m^2 + v^2 + \frac{c}{2} & m + v \\ m + v & 2 + \frac{c}{2} \end{bmatrix}^{-1} \begin{bmatrix} m \\ 1 \end{bmatrix} = \frac{1}{\Delta} \begin{bmatrix} (1 + \frac{c}{2})m - v \\ v^2 + \frac{c}{2} - mv \end{bmatrix},$$

where  $\Delta > 0$  is the determinant of  $\mathbf{M} + \mathbf{B}^* + c\mathbf{I}$ . Hence, the DM allocates more resources to agent 1 (i.e.,  $x_1^* \geq x_2^*$ ) if and only if the level of the uncertainty associated with agent 1 is smaller than a threshold  $\bar{v}(m)$  that is calculated as

$$\bar{v}(m) = \frac{1}{2} \left( (m - 1) + \sqrt{2c(m - 1) + (m + 1)^2} \right).$$

The threshold  $\bar{v}(m)$  is strictly increasing and concave in  $m$ .

The above results demonstrate the trade-off between leveraging higher mean influence

and managing the risks of increased variance. The increasing threshold  $\bar{v}(m)$  implies that as agent 1 becomes more influential in terms of individual mean externality, a higher level of uncertainty can still justify allocating more resources to that agent. In other words, the benefit of targeting agent 1 (higher mean influence) grows as  $m$  increases, making it more tolerable to accept higher uncertainty in the influence of that agent. The concavity of the threshold implies that the rate at which the threshold uncertainty increases diminishes as  $m$  grows larger. In other words, the first few increments in  $m$  allow for significant increases in acceptable uncertainty, but further increments in  $m$  result in smaller increases in the acceptable level of uncertainty. The following proposition summarizes the result:

**Proposition 3** *For a given  $m$ , there exists a threshold uncertainty level  $\bar{v}(m)$  such that  $x_1^* \geq x_2^*$  if and only if  $v \leq \bar{v}(m)$ . The threshold is strictly increasing and concave in  $m$ .*

The economic insight from [Proposition 3](#) provides an important extension to the literature on intervention in networks. In models such as [Galeotti et al. \(2020\)](#) and [Jeong and Shin \(2024\)](#), the common recommendation is to target agents with high centrality, as their mean influence is crucial for maximizing externalities. However, the current model introduces a new dimension by incorporating uncertainty into the decision-making process. When the decision maker’s objective considers not only the mean influence but also the associated risks and robustness, targeting highly central agents may no longer be optimal. This broadens the existing literature by highlighting a trade-off between leveraging high mean externalities and managing uncertainty—an aspect that previous models have often overlooked.

## 4 Extensions

### 4.1 Higher-Order Interactions

In various topics in network economics, when agents interact in a network  $\mathbf{G}$ , an equilibrium outcome is associated with  $(\mathbf{I} - \delta\mathbf{G})^{-1}$ , where the parameter  $\delta > 0$  represents the network



effect. If the spectral radius of  $\delta\mathbf{G}$  is less than one, which holds when  $\delta$  is sufficiently small, we have a power series representation  $(\mathbf{I} - \delta\mathbf{G})^{-1} = \sum_{k=0}^{\infty} (\delta\mathbf{G})^k$ . The term  $\mathbf{G}_{ij}^k$  represents the weighted sum of walks from  $j$  to  $i$  in length  $k$ , capturing the  $k$ -th order influence of agent  $j$ 's allocation on agent  $i$ 's outcome.<sup>16</sup> Thus, the power series representation calculates the sum of all possible walks between agents, reflecting the influence dynamics within the network. The question, then, is how the DM can incorporate such higher-order influences between agents and the associated higher-order uncertainties to design a robust intervention.

We now demonstrate that our analysis and results can be extended to consider higher-order uncertainty with additional assumptions. First, we assume that, with a second-order approximation of  $(\mathbf{I} - \delta\mathbf{G})^{-1} \approx (\mathbf{I} + \delta\mathbf{G} + \delta^2\mathbf{G}^2)$ , the DM minimizes

$$\mathbb{E} [||(\mathbf{I} + \delta\mathbf{G} + \delta^2\mathbf{G}^2)\mathbf{x} - \mathbf{z}||^2]. \quad (6)$$

In other words, this objective function implies that the DM considers uncertainties up to the second order. Second, we assume that  $\mathbf{G}_{ii} = 0$  for all  $i \in N$ . In many contexts, such as network game and supply chain network models, this assumption is valid since the zero-order interaction term  $\mathbf{I}$  accounts for the self-influence of agents after normalization. Third, as a key assumption, we assume that the rows of  $\mathbf{G}$  are statistically independent. That is, any influence on agent  $i$  is independent of any influence on another agent  $j \neq i$ . For example, in a social learning model, agent  $i$ 's weight on a third agent  $k$  is independent of agent  $j$ 's weight on agent  $k$ .

Given these assumptions, the adversarial Nature's choice of the worst-case scenario is determined by a unique rank-1 covariance matrix  $\mathbf{B}_i^*$  for each agent  $i$ . To facilitate exposition, we assume that  $\mathbf{m}_{ij} = \mathbb{E}[\mathbf{G}_{ij}] = 0$  for all  $i, j \in N$ , which allows us to focus solely on the impact of uncertainty.<sup>17</sup> Under this assumption, the expected squared distance between agent

---

<sup>16</sup>A walk of length  $k$  in a network from node  $j$  to  $i$  is a sequence of nodes,  $(i_0, i_1, i_2, \dots, i_k)$ , such that  $i_0 = j$ ,  $i_k = i$ , and each node in the sequence does not have to be distinct (Jackson, 2010).

<sup>17</sup>The proof of Proposition 4 does not rely on this zero mean influence of the agents.

$i$ 's final outcome and the target outcome  $z_i$  is given by

$$\mathbb{E} [ |(\mathbf{I} + \delta \mathbf{G} + \delta^2 \mathbf{G}^2)_i \mathbf{x} - z_i|^2 ] = x_i^2 + \delta \langle \mathbf{x}, \mathbf{B}_i \mathbf{x} \rangle + \sum_{k=1}^n (\delta \mathbf{v}_{ik})^2 \langle \mathbf{x}, \mathbf{B}_k \mathbf{x} \rangle + z_i^2 - 2z_i x_i. \quad (7)$$

The term  $\delta \langle \mathbf{x}, \mathbf{B}_i \mathbf{x} \rangle$  in expression (7) is generated by  $(\delta \mathbf{G})_i \mathbf{x}$ , and it captures the uncertainty generated by the first-order interactions among the agents to agent  $i$ .

There is another term  $\sum_{k=1}^n (\delta \mathbf{v}_{ik})^2 \langle \mathbf{x}, \mathbf{B}_k \mathbf{x} \rangle$ , which accounts for the second-order interactions among the agents toward agent  $i$ 's final outcome. For the second-order interactions, consider each pair of agents  $s$  and  $k$  with intermediate agents  $s'$  and  $k'$  directly influencing agent  $i$ , such that the second-order interaction from  $s$  to  $i$  and from  $k$  to  $i$  are represented by  $\mathbf{G}_{is'} \mathbf{G}_{s's}$  and  $\mathbf{G}_{ik'} \mathbf{G}_{k'k}$ , respectively. If  $s' \neq k'$ , the correlation between the second-order interactions are zero, due to the assumption of independence of link formation among the agents' interactions.

Consequently, the second order effect exists only when there is a common intermediate agent (i.e.,  $k = s$ ). For each intermediate agent, the correlations among the walks of length 2 that have agent  $k$  as the common intermediate agent are amplified by the discounted variance  $(\delta \mathbf{v}_{ik})^2$ . For example, in Figure 3, the blue arrows heading to intermediate agent 2 impact on agent 1's outcome and do not interact with the other arrows directed toward a distinct agent, such as the green arrows leading to intermediate agent 3, for example. Then, the impact of the blue arrows on agent 1 is multiplied by the discounted variance term  $\delta^2 \mathbf{v}_{12}^2$ , while the impact of the green arrows on agent 1 is multiplied by the discounted variance term  $\delta^2 \mathbf{v}_{13}^2$ .

By summing the squared distances for all agents, we obtain

$$\mathbb{E} [ \|(\mathbf{I} + \delta \mathbf{G} + \delta^2 \mathbf{G}^2) \mathbf{x} - \mathbf{z}\|^2 ] = \langle \mathbf{x}, \mathbf{x} \rangle + \sum_{i=1}^n w_i \langle \mathbf{x}, \mathbf{B}_i \mathbf{x} \rangle - 2 \langle \mathbf{z}, \mathbf{x} \rangle + \langle \mathbf{z}, \mathbf{z} \rangle, \quad (8)$$

where  $w_i = \delta + \delta^2 \sum_{k=1}^n \mathbf{v}_{ki}^2 > 0$ . The above expression is linear in each  $\mathbf{B}_i$ , as in expression (4) of the main model without the second-order consideration. Therefore, the adversarial Nature's choice of the worst-case scenario exhibits the rank-1 property for all agents. Consequently, if the signs of the entries  $x_i$  and  $x_j$  chosen by the DM are the same, the covariance

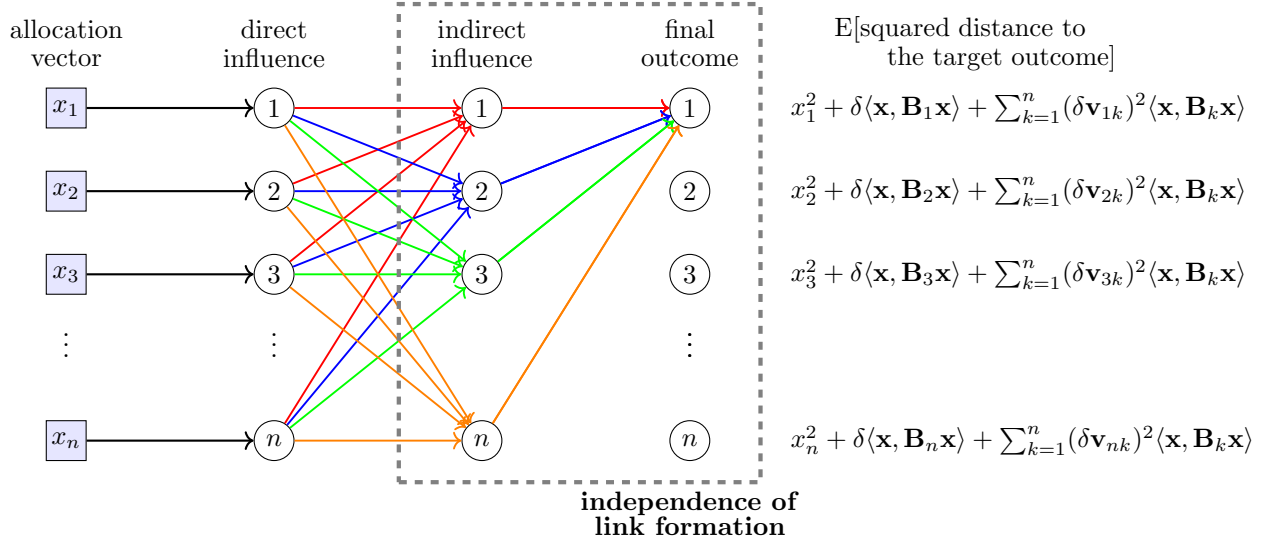


Figure 3: Illustration of second-order uncertainty generation in network. For simplicity, here we assume that  $\mathbf{z} = \mathbf{0}$ .

between  $i$  and  $j$  must be positive. Conversely, if the signs are opposite, the covariance between  $i$  and  $j$  must be negative. The following proposition summarizes this.

**Proposition 4** *With the higher-order consideration with the objective function (7), there exists a unique worst-case scenario  $\mathbf{B}_i^*$  for each agent  $i \in N$ , and it is a rank-1 matrix.*

We conclude this subsection by noting that for  $k$ -th order interaction considerations with  $k \geq 3$ , linearity does not hold, even under the assumption of independent link formation. Specifically, assume independent link formation. There still exists correlation among the influences toward agent 1. Now, consider walks of length 4, such as the walk (3, 2, 1, 2, 1) and the walk (4, 2, 1, 2, 1). The only difference is the initial agent. In this case, the correlation between the influences  $\mathbf{G}_{23}$  and  $\mathbf{G}_{24}$  may have a non-linear effect. As a result, the rank-1 property and uniqueness of the worst-case scenario may not hold. We leave the analysis of higher-order interactions and robust intervention design for future research.

## 4.2 Robust Intervention with Network Expansion

We now extend the model to consider the introduction of a new agent into an existing network, focusing on how the DM can determine a robust intervention despite new uncertainties

introduced by this addition. Specifically, a new agent joins a network of  $n$  existing agents, labeled  $1, \dots, n$ , where the DM knows the covariance matrix among the existing  $n$  agents (i.e.,  $\text{Cov}(\mathbf{G}_{ij}, \mathbf{G}_{ik})$  for each  $i, j, k \in \{1, \dots, n\}$ ), but has limited or no knowledge of the covariance between the new agent and the existing agents. For example, a new researcher may join an existing collaboration network, and the DM must decide how to allocate the research budget among the  $n + 1$  agents. While the DM understands how the new researcher collaborates with the  $n$  existing members based on research history and outputs, the covariances between the existing members and the new member remain (partially) uncertain.

To model the DM's partial information, we introduce the following notation. Let  $\text{PD}_k$  and  $\text{PSD}_k$  denote the set of all  $k \times k$  real symmetric positive definite and positive semi-definite matrices, respectively. Without loss of generality, we assume that agent  $n + 1$  is the new agent joining the existing network of  $n$  agents. Let  $\mathbf{B}_i \in \text{PSD}_n$  for  $1 \leq i \leq n$  represent the covariance matrix among the existing  $n$  agents, and let  $\bar{\mathbf{B}}_i \in \text{PSD}_{n+1}$  for  $1 \leq i \leq n + 1$  denote the covariance matrix of all  $n + 1$  agents. Since we are modeling the DM's partial information, we require that for each agent  $i = 1, \dots, n + 1$ ,  $\mathbf{B}_i$  is the  $n \times n$  principal submatrix of  $\bar{\mathbf{B}}_i$ , obtained by selecting the first  $n$  rows and columns of  $\bar{\mathbf{B}}_i$ . Given existing  $\mathbf{B}_i$  matrices, let  $b_i = \text{Var}(\mathbf{G}_{i(n+1)}) = (\bar{\mathbf{B}}_i)_{(n+1)(n+1)} > 0$  represent the variance of the link  $\mathbf{G}_{i(n+1)}$  for  $i = 1, \dots, n + 1$ . Given  $\mathbf{B} \in \text{PSD}_n$  and  $b > 0$ , we define  $\bar{\mathcal{B}}_{\mathbf{B},b}^{\text{PSD}}$  as the set of all extended matrices of  $\mathbf{B}$  with its last  $(n + 1, n + 1)$  entry fixed as  $b$ , which forms a new uncertainty set. In other words, we define  $\bar{\mathcal{B}}_{\mathbf{B},b}^{\text{PSD}} = \bar{\mathcal{B}}_{\mathbf{B},b} \cap \text{PSD}_{n+1}$ , where

$$\bar{\mathcal{B}}_{\mathbf{B},b} = \{\bar{\mathbf{B}} \in \mathbb{R}^{(n+1) \times (n+1)} \mid \bar{\mathbf{B}} \text{ is symmetric, } \bar{\mathbf{B}}_{ij} = \mathbf{B}_{ij} \text{ for all } 1 \leq i, j \leq n, \bar{\mathbf{B}}_{(n+1)(n+1)} = b\}.$$

We denote by  $\bar{\mathbf{x}} \in \mathbb{R}^{n+1}$  the intervention of the DM.

As an example, the following matrices illustrate the structure of the extended covariance matrix  $\mathbf{B}_i$  among the links toward an existing agent  $i \in \{1, \dots, n\}$ , and the extended

covariance matrix  $\bar{\mathbf{B}}_{n+1}$  among the links toward the new entering agent  $n + 1$ :

$$\bar{\mathbf{B}}_i = \begin{matrix} & \mathbf{B}_i & & & & \\ & \begin{matrix} 1 & 2 & \dots & n & n+1 \end{matrix} & & & & \\ \begin{matrix} 1 \\ 2 \\ \vdots \\ n \\ n+1 \end{matrix} & \begin{bmatrix} 1 & 0.5 & \dots & 0.5 & ? \\ 0.5 & 1 & \dots & 0.5 & ? \\ \vdots & \vdots & \ddots & \vdots & \vdots \\ 0.5 & 0.5 & \dots & 1 & ? \\ ? & ? & \dots & ? & b_i \end{bmatrix} & & & & \end{matrix} \quad \text{and} \quad \bar{\mathbf{B}}_{n+1} = \begin{matrix} & & & & & \\ & \begin{matrix} 1 & 2 & \dots & n & n+1 \end{matrix} & & & & \\ \begin{matrix} 1 \\ 2 \\ \vdots \\ n \\ n+1 \end{matrix} & \begin{bmatrix} 1 & ? & \dots & ? & ? \\ ? & 1 & \dots & ? & ? \\ \vdots & \vdots & \ddots & \vdots & \vdots \\ ? & ? & \dots & 1 & ? \\ ? & ? & \dots & ? & b_{n+1} \end{bmatrix} & & & & \end{matrix}.$$

There are two notable features in the examples of  $\bar{\mathbf{B}}_i$  and  $\bar{\mathbf{B}}_{n+1}$  shown above. First, all entries representing the covariance between the influence from agent  $n + 1$  to  $i$  (i.e.,  $\mathbf{G}_{i(n+1)}$ ) and the influence from agent  $j \in \{1, \dots, n\}$  to  $i$  (i.e.,  $\mathbf{G}_{ij}$ ) is assumed to be unknown to the DM. Second, however, this incompleteness of the DM's information is asymmetric. Specifically, the principal submatrix  $\mathbf{B}_i$  of  $\bar{\mathbf{B}}_i$  is fully known for each  $i \in \{1, \dots, n\}$ , and the unknown covariance entries are in the  $n + 1$ th row or the  $n + 1$ th column, except the variance entry  $b_i$ . On the contrary, all the off-diagonal entries in  $\bar{\mathbf{B}}_{n+1}$  are unknown, meaning that the DM has no information of how  $\mathbf{G}_{(n+1)i}$  and  $\mathbf{G}_{(n+1)j}$  are correlated for each  $i \neq j$ . This implies that, when characterizing the worst-case scenario, Nature's choice of  $\bar{\mathbf{B}}_{n+1}$  exhibits the rank-1 property, as established in [Theorem 2](#). Therefore, the remaining part of the analysis involves characterizing undetermined entries in  $\bar{\mathbf{B}}_i$  for  $i = 1, \dots, n$  within the uncertainty set. The following theorem, [Theorem 3](#), demonstrates that there is a unique best response of Nature with respect to the DM's intervention  $\bar{\mathbf{x}}$  (i.e., uniqueness of the worst-case scenario).

**Theorem 3 (Uniqueness of the worst-case scenario)** *There is a unique worst-case scenario  $\bar{\mathbf{B}}^* \in \bar{\mathcal{B}}_{\mathbf{B},b}^{\text{PSD}}$  that maximizes  $\langle \bar{\mathbf{x}}, \bar{\mathbf{B}}\bar{\mathbf{x}} \rangle$  if  $\bar{\mathbf{x}}$  contains no zero entry and  $\mathbf{B} \in \text{PD}_n$ .*

The uniqueness of the worst-case scenario originates from the strict convexity of the uncertainty set, which is different from the reason for uniqueness in [Theorem 2](#). Let us present the intuition behind [Theorem 3](#) using a network of two existing members (agent 1 and agent 2) and one new agent (agent 3). For simplicity, we assume that agent 1's influence on agent 1's outcome is uncorrelated with its influence on agent 2's outcome, and vice versa (i.e.,  $(\mathbf{B}_1)_{12} = (\mathbf{B}_2)_{12} = 0$ ). We also assume that the variance of the link is one for all agents;

that is, all the diagonal entries of  $\overline{\mathbf{B}}_i$  are equal to one for  $i = 1, 2, 3$ . Finally, we suppose that all the other entries are undetermined. Given these conditions, the following matrices illustrate the uncertainty:

$$\overline{\mathbf{B}}_1 = \begin{matrix} & \begin{matrix} 1 & 2 & 3 \end{matrix} \\ \begin{matrix} 1 \\ 2 \\ 3 \end{matrix} & \begin{bmatrix} 1 & 0 & ? \\ 0 & 1 & ? \\ ? & ? & 1 \end{bmatrix} \end{matrix}, \quad \overline{\mathbf{B}}_2 = \begin{matrix} & \begin{matrix} 1 & 2 & 3 \end{matrix} \\ \begin{matrix} 1 \\ 2 \\ 3 \end{matrix} & \begin{bmatrix} 1 & 0 & ? \\ 0 & 1 & ? \\ ? & ? & 1 \end{bmatrix} \end{matrix}, \quad \text{and} \quad \overline{\mathbf{B}}_3 = \begin{matrix} & \begin{matrix} 1 & 2 & 3 \end{matrix} \\ \begin{matrix} 1 \\ 2 \\ 3 \end{matrix} & \begin{bmatrix} 1 & ? & ? \\ ? & 1 & ? \\ ? & ? & 1 \end{bmatrix} \end{matrix}.$$

We now present the strict convexity of the uncertainty set and the resulting Nature's optimal choice of worst-case scenario. Since none of the entries of  $\overline{\mathbf{x}}$  is zero, by linearity, we have  $\langle \overline{\mathbf{x}}, \overline{\mathbf{B}}\overline{\mathbf{x}} \rangle = \langle \overline{\mathbf{x}}, (\overline{\mathbf{B}}_1 + \overline{\mathbf{B}}_2)\overline{\mathbf{x}} \rangle + \langle \overline{\mathbf{x}}, \overline{\mathbf{B}}_3\overline{\mathbf{x}} \rangle$ . Hence, by [Theorem 2](#), it follows that  $\overline{\mathbf{B}}_3^* = \sigma_3^2(\mathbf{w}_3 \otimes \mathbf{w}_3)$  with  $\sigma_3^2 = \sum_{j=1}^3 \mathbf{v}_{3j}^2 = 3$ ,  $\mathbf{w}_3 = \frac{\mathbf{q}_3}{\|\mathbf{q}_3\|}$ , and  $\mathbf{q}_3 = (s(\overline{x}_1), s(\overline{x}_2), s(\overline{x}_3))^T$ . Note that  $\overline{\mathbf{B}}_3^*$  is indeed positive semi-definite with rank 1. Given that  $\overline{\mathbf{B}}_3$  is determined, the remaining variable part of the objective function is  $2\overline{x}_3 (\overline{\mathbf{B}}'_{13}\overline{x}_1 + \overline{\mathbf{B}}'_{23}\overline{x}_2)$ , where  $\overline{\mathbf{B}}'_{13} = \text{Cov}(\mathbf{G}_{11}, \mathbf{G}_{13}) + \text{Cov}(\mathbf{G}_{21}, \mathbf{G}_{23}) \in [-2, 2]$  and  $\overline{\mathbf{B}}'_{23} = \text{Cov}(\mathbf{G}_{12}, \mathbf{G}_{13}) + \text{Cov}(\mathbf{G}_{22}, \mathbf{G}_{23}) \in [-2, 2]$ . The dashed square in [Figure 4](#) represents the restriction of the value of  $\overline{\mathbf{B}}'_{13}$  and  $\overline{\mathbf{B}}'_{23}$ .

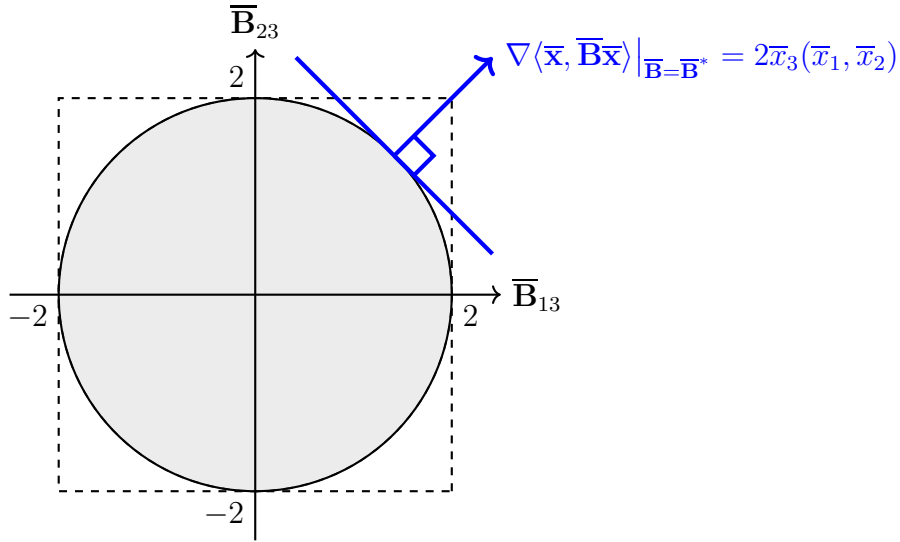


Figure 4: Illustration of the worst-case scenario chosen by Nature. At the optimal choice, the gradient of Nature's objective function is orthogonal to the constraint set that is denoted by the gray disc.

However, Nature's choice of aggregated uncertainty faces an additional restriction:  $\overline{\mathbf{B}}$

must be a positive semi-definite matrix, which holds if and only if  $\det(\overline{\mathbf{B}}) \geq 0$ . The Schur Complement theorem (Meyer, 2010) states that  $\det(\overline{\mathbf{B}}) \geq 0$  if and only if

$$\overline{\mathbf{B}}'_{33} - (\overline{\mathbf{B}}'_{13}, \overline{\mathbf{B}}'_{23})\mathbf{B}^{-1}(\overline{\mathbf{B}}'_{13}, \overline{\mathbf{B}}'_{23})^\top \geq 0,$$

which is equivalent to  $(\overline{\mathbf{B}}'_{13})^2 + (\overline{\mathbf{B}}'_{23})^2 \leq 2$ , represented by the gray disk in Figure 4 contained in the dashed square. Consequently, the uncertainty set is strictly convex and compact.<sup>18</sup> The worst-case scenario for agents 1 and 2 is chosen in this uncertainty set.

Since the uncertainty set is strictly convex, the gradient of the remaining objective function must be orthogonal to the uncertainty set. Since none of the entries of  $\overline{\mathbf{x}}$  is assumed to be zero, the gradient (represented by the blue arrow in Figure 4) is well-defined. As such, there is a unique optimal choice  $\overline{\mathbf{B}}^*$ , in which  $\nabla \langle \overline{\mathbf{x}}, \overline{\mathbf{B}}\overline{\mathbf{x}} \rangle|_{\overline{\mathbf{B}}=\overline{\mathbf{B}}^*} = 2\overline{x}_3(\overline{x}_1, \overline{x}_2)$  is orthogonal to the uncertainty set as illustrated in Figure 4. The resulting worst-case scenario is also unique and calculated as  $\overline{\mathbf{B}}^* = \sum_{i=1}^3 \overline{\mathbf{B}}_i^*$ . At the optimal choice, due to the positive semi-definiteness constraint, there is a trade-off among the correlations choices due to the strict convexity of the uncertainty set.

## 5 Conclusion

This paper explores the problem of robust intervention in networks, focusing on a DM's interaction with agents under uncertainty. We introduced a framework that accounts for adversarial uncertainty, modeled by the choices of a strategic player referred to as Nature. By considering the worst-case scenario, the model provides a robust optimization strategy that ensures the DM can still achieve effective interventions, even when lacking precise information about the network's structure.

Key findings include the characterization of the DM's unique robust intervention strategy and the identification of Nature's optimal adversarial response. We find that, under certain assumptions, the worst-case scenario is uniquely determined, enabling the DM to optimize

---

<sup>18</sup>Our proof in Appendix A addresses a more general condition, and the strict convexity of the uncertainty set is not a direct consequence of the Schur Complement theorem.

network interventions even in the face of significant uncertainty. Furthermore, we extend the model to address cases involving higher-order interactions and partial information, demonstrating the versatility of the framework.

Our model contributes to the literature on robust optimization, network games, and robust mechanism design by offering a structured approach for decision-making in uncertain environments. Future work could expand this model to incorporate dynamic changes in network structures or explore the implications of different types of the DM's objectives and the corresponding adversarial behavior from Nature.



## References

- Allouch, N. (2015). On the private provision of public goods on networks. *Journal of Economic Theory*, 157:527–552.
- Bayer, P., Kozics, G., and Szöke, N. G. (2023). Best-response dynamics in directed network games. *Journal of Economic Theory*, 213:105720.
- Belhaj, M., Deroïan, F., and Safi, S. (2023). Targeting in networks under costly agreements. *Games and Economic Behavior*, 140:154–172.
- Ben-Tal, A., Ghaoui, L. E., and Nemirovski, A. (2009). *Robust Optimization*. Princeton University Press.
- Bergemann, D. and Morris, S. (2005). Robust mechanism design. *Econometrica*, 73(6):1771–1813.
- Bramoullé, Y. and Kranton, R. (2007). Public goods in networks. *Journal of Economic Theory*, 135(1):478–494.
- Brooks, B. and Du, S. (2021). Maxmin auction design with known expected values. *Working Paper*.
- Brooks, B. and Du, S. (2024). On the structure of informationally robust optimal mechanisms. *Econometrica*, 92(5):1391–1438.
- Carroll, G. (2015). Robustness and linear contracts. *American Economic Review*, 105:536–563.
- Chaudhuri, P. K., Jackson, M. O., Sarangi, S., and Tzavellas, H. (2024). Games under network uncertainty. *Working Paper*.
- Che, E. (2022). Distributionally robust optimal auction design under mean constraints.
- Choi, S., Kim, B., Lee, E., Park, Y., and Shin, E. (2024). Teaching practices, prosocial giving, and friendship networks. *Working Paper*.
- Cremer, J. and McLean, R. P. (1988). Full extraction of the surplus in Bayesian and dominant strategy auctions. *Econometrica*, 56(6):1247–1257.
- Cunningham, P. W. (2021). The health 202: Pharmacies were expecting vaccine shipments. manufacturing and winter weather delayed them. *The Washington Post*. Accessed: 2024-12-30.
- DeGroot, M. H. (1974). Reaching a consensus. *Journal of the American Statistical association*, 69(345):118–121.
- Della Lena, S. (2024). The spread of misinformation in networks with individual and social learning. *European Economic Review*, 168:104804.

- DeMarzo, P. M., Vayanos, D., and Zwiebel, J. (2003). Persuasion bias, social influence, and unidimensional opinions. *The Quarterly Journal of Economics*, 118(3):909–968.
- Frankel, A. (2014). Aligned delegation. *Review of Economic Studies*, 104:66–83.
- Galeotti, A., Golub, B., and Goyal, S. (2020). Targeting Interventions in Networks. *Econometrica*, 88(6):2445–2471.
- Galeotti, A., Golub, B., Goyal, S., Talamás, E., and Tamuz, O. (2024). Robust Market Interventions. *Working Paper*.
- Galeotti, A. and Goyal, S. (2009). Influencing the influencers: A theory of strategic diffusion. *Rand Journal of Economics*, 40(3):509–532.
- Galeotti, A., Goyal, S., Jackson, M. O., Vega-Redondo, F., and Yariv, L. (2010). Network games. *Review of Economic Studies*, 77(1):218–244.
- Garrett, D. F. (2014). Robustness of simple menus of contracts in cost-based procurement. *Games and Economic Behavior*, 87:631–641.
- Golub, B. and Jackson, M. O. (2010). Naïve learning in social networks and the wisdom of crowds. *American Economic Journal: Microeconomics*, 2(1):112–149.
- Golub, B. and Jackson, M. O. (2012). How homophily affects the speed of learning and best-response dynamics. *Quarterly Journal of Economics*, 127(3):1287–1338.
- Ha, C.-W. (1981). A Non-Compact Minimax Theorem. *Pacific Journal of Mathematics*, 97(1):115–117.
- He, W. and Li, J. (2022). Correlation-robust auction design. *Journal of Economic Theory*, 200:105403.
- Jackson, M. O. (2010). *Social and Economic Networks*. Princeton University Press.
- Jeong, D. and Shin, E. (2024). Optimal Influence Design in Networks. *Journal of Economic Theory*, 220:105877.
- Kambhampati, A. (2024). Robust performance evaluation of independent agents. *Theoretical Economics*, 19:1151–1184.
- Kang, K., Kang, Y., Min, D.-K., and Shin, E. (2023). Pandemic Control in Networks: Three Principles. *Working Paper*.
- Koçyiğit, Ç., Iyengar, G., Kuhn, D., and Wiesemann, W. (2019). Distributionally robust mechanism design. *Management Science*, 66(1):159–189.
- Liang, N. (2018). Eight lessons for fighting the next financial crisis. *The Brookings Institution*. Accessed: 2024-12-30.
- Meyer, C. D. (2010). *Matrix Analysis and Applied Linear Algebra*. SIAM: Society for Industrial and Applied Mathematics.

- Myerson, R. (1981). Optimal auction design. *Mathematics of Operations Research*, 6(1):58–71.
- Shin, E. (2021). Social network formation and strategic interaction in large networks. *Mathematical Social Sciences*, 111:34–54.
- Sun, Y., Zhao, W., and Zhou, J. (2023). Structural intervention in networks. *International Economic Review*, 64(4):1533–1563.
- von Neumann, J. (1928). Zur Theorie der Gesellschaftsspiele. *Mathematische Annalen*, 100:295–320.
- von Neumann, J., Morgenstern, O., and Kuhn, H. W. (2007). *Theory of Games and Economic Behavior: 60th Anniversary Commemorative Edition*. Princeton University Press.
- Zhang, J., Litvinova, M., Liang, Y., Wang, Y., Wang, W., Zhao, S., Wu, Q., Merler, S., Viboud, C., Vespignani, A., Ajelli, M., and Yu, H. (2020). Changes in contact patterns shape the dynamics of the covid-19 outbreak in china. *Science*, 368(6498):1481.

# A Proofs

## Proof of Theorem 1

**Proof.** We first prove the duality (5) in Theorem 1. To this end, we introduce the following non-compact minimax theorem (Ha, 1981):

**Theorem 4** *Let  $X, Y$  be nonempty convex sets, each in a Hausdorff topological vector space, and let  $f$  be a real-valued function defined on  $X \times Y$  such that (a) for each  $y \in Y$ ,  $f(x, y)$  is lower semi-continuous and quasi-convex on  $X$ , and (b) for each  $x \in X$ ,  $f(x, y)$  is upper semi-continuous and quasi-concave on  $Y$ . Suppose that there exists a non-empty compact set  $H \subset X$  and a non-empty compact convex set  $K \subset Y$  such that*

$$\inf_{x \in X} \sup_{y \in Y} f(x, y) \leq \inf_{x \notin H} \max_{y \in K} f(x, y). \quad (\text{A.1})$$

Then, it follows that

$$\inf_{x \in X} \sup_{y \in Y} f(x, y) = \sup_{y \in Y} \inf_{x \in X} f(x, y). \quad (\text{A.2})$$

Let  $X = \mathbb{R}^n$  and  $Y = \mathcal{B}$  in our model. We can consider  $K = Y = \mathcal{B}$  because  $\mathcal{B}$  is compact and convex. Then, condition (A.1) in the above minimax theorem holds for any compact  $H \subset \mathbb{R}^n$ . Consequently, property (A.2) follows, which proves the first part of Theorem 1.

We now prove the second part of Theorem 1. We solve the Nature's dual problem (DP) by applying the backward induction principle. In the problem, Nature makes a decision, and then the DM decides. Recall that  $f(\mathbf{x}, \mathbf{B})$  can be rewritten as

$$\begin{aligned} f(\mathbf{x}, \mathbf{B}) &= \frac{1}{2} \left( \langle \mathbf{x}, \mathbf{M}\mathbf{x} \rangle + \langle \mathbf{x}, \mathbf{B}\mathbf{x} \rangle + \langle \mathbf{x}, \mathbf{C}\mathbf{x} \rangle - 2\langle \psi^0 + \psi, \mathbf{x} \rangle + \|\mathbf{z}\|^2 + \|\mathbf{C}^{\frac{1}{2}}\mathbf{x}^0\|^2 \right) \\ &= \frac{1}{2} \left( \langle \mathbf{x}, \mathbf{H}\mathbf{x} \rangle - 2\langle \varphi, \mathbf{x} \rangle + \|\mathbf{z}\|^2 + \|\mathbf{C}^{\frac{1}{2}}\mathbf{x}^0\|^2 \right), \end{aligned} \quad (\text{A.3})$$

where  $\mathbf{H} = \mathbf{M} + \mathbf{B} + \mathbf{C}$  and  $\varphi = \psi^0 + \psi$ . Note that  $f(\mathbf{x}, \mathbf{B})$  is convex in  $\mathbf{x}$ . Hence, for a given  $\mathbf{B}$ , the DM's optimal choice of  $\mathbf{x}$  must solve the first-order condition,  $\frac{\partial f(\mathbf{x}, \mathbf{B})}{\partial \mathbf{x}} = \mathbf{H}\mathbf{x} - \varphi = 0$ . Hence, the best response of the DM,  $\mathbf{x}_{BR}(\mathbf{B})$ , as a function of  $\mathbf{B}$ , is  $\mathbf{x}_{BR}(\mathbf{B}) = \mathbf{H}^{-1}\varphi$ . Given the best-response function,  $\mathbf{x}_{BR}(\mathbf{B})$ , Nature's objective is to maximize the following with

constraint  $\mathbf{B} \in \mathcal{B}$ :

$$\begin{aligned} f(\mathbf{x}_{BR}(\mathbf{B}), \mathbf{B}) &= \langle \mathbf{x}_{BR}(\mathbf{B}), \mathbf{H}\mathbf{x}_{BR}(\mathbf{B}) \rangle - 2\langle \varphi, \mathbf{x}_{BR}(\mathbf{B}) \rangle + \|\mathbf{z}\|^2 + \|\mathbf{C}^{\frac{1}{2}}\mathbf{x}^0\|^2 \\ &= -\langle \varphi, \mathbf{H}^{-1}\varphi \rangle + \|\mathbf{z}\|^2 + \|\mathbf{C}^{\frac{1}{2}}\mathbf{x}^0\|^2. \end{aligned} \quad (\text{A.4})$$

Put it differently, Nature's objective is to minimize  $\langle \varphi, \mathbf{H}^{-1}\varphi \rangle$  under the constraint  $\mathbf{B} \in \mathcal{B}$ .

We now state and prove that  $\langle \varphi, \mathbf{H}^{-1}\varphi \rangle$  is convex in  $\mathbf{B}$ :

**Lemma 1** *The map  $\mathbf{B} \in \otimes_{i=1}^n \mathcal{B}_i \mapsto \langle \varphi, (\mathbf{B} + \mathbf{M} + \mathbf{C})^{-1}\varphi \rangle$  is convex.*

**Proof of Lemma 1.** Let  $\mathbf{B}, \mathbf{B}' \in \otimes_{i=1}^n \mathcal{B}_i$ . For each  $t \in [0, 1]$ , let  $\mathbf{K}_t = \mathbf{M} + (1-t)\mathbf{B} + t\mathbf{B}' + \mathbf{C}$ .

Then, it suffices to show that  $\langle \varphi, \mathbf{K}_t^{-1}\varphi \rangle$  is convex in  $t$  (i.e.,  $\langle \varphi, \mathbf{K}_t^{-1}\varphi \rangle \geq 0$ ).

To calculate  $\frac{d^2\mathbf{K}_t^{-1}}{dt^2}$ , we first find that by the product rule,

$$0 = \frac{d\mathbf{I}}{dt} = \frac{\partial\mathbf{K}_t^{-1}\mathbf{K}_t}{dt} = \frac{d\mathbf{K}_t^{-1}}{dt}\mathbf{K}_t + \mathbf{K}_t^{-1}\frac{d\mathbf{K}_t}{dt},$$

which implies

$$\frac{d\mathbf{K}_t^{-1}}{dt} = -\mathbf{K}_t^{-1}\frac{d\mathbf{K}_t}{dt}\mathbf{K}_t^{-1}. \quad (\text{A.5})$$

By expression (A.5), we have

$$\begin{aligned} \frac{d\mathbf{K}_t^{-1}}{dt} &= -\mathbf{K}_t^{-1}(\mathbf{B}' - \mathbf{B})\mathbf{K}_t^{-1}, \\ \frac{d^2\mathbf{K}_t^{-1}}{dt^2} &= -\frac{d\mathbf{K}_t^{-1}}{dt}(\mathbf{B}' - \mathbf{B})\mathbf{K}_t^{-1} - \mathbf{K}_t^{-1}(\mathbf{B}' - \mathbf{B})\frac{d\mathbf{K}_t^{-1}}{dt} \\ &= 2\mathbf{K}_t^{-1}(\mathbf{B}' - \mathbf{B})\mathbf{K}_t^{-1}(\mathbf{B}' - \mathbf{B})\mathbf{K}_t^{-1}. \end{aligned}$$

Let  $\rho = (\mathbf{B}' - \mathbf{B})\mathbf{K}_t^{-1}\varphi$ . Then, we have

$$\begin{aligned} \frac{d^2}{dt^2}\langle \varphi, \mathbf{K}_t^{-1}\varphi \rangle &= 2\langle \varphi, \mathbf{K}_t^{-1}(\mathbf{B}' - \mathbf{B})\mathbf{K}_t^{-1}(\mathbf{B}' - \mathbf{B})\mathbf{K}_t^{-1}\varphi \rangle \\ &= 2\langle (\mathbf{B}' - \mathbf{B})\mathbf{K}_t^{-1}\varphi, \mathbf{K}_t^{-1}(\mathbf{B}' - \mathbf{B})\mathbf{K}_t^{-1}\varphi \rangle \\ &= 2\langle \rho, \mathbf{K}_t^{-1}\rho \rangle. \end{aligned}$$

Since  $\mathbf{K}_t$  is positive definite,  $\mathbf{K}_t^{-1}$  is also positive definite. Thus,  $\langle \rho, \mathbf{K}_t^{-1}\rho \rangle \geq 0$ , and so we obtain the desired convexity. ■

By the convexity in [Lemma 1](#),  $\mathbf{B}^* = \sum_{i=1}^n \mathbf{B}_i^*$  is optimal for problem [\(DP\)](#) if and only if

$$\left. \frac{d}{dt} \right|_{t=0} \langle \varphi, (\mathbf{M} + (1-t)\mathbf{B}^* + t\mathbf{B} + \mathbf{C})^{-1} \varphi \rangle \geq 0 \quad (\text{A.6})$$

for any  $\mathbf{B} = \sum_{i=1}^n \mathbf{B}_i$  for some  $\mathbf{B}_i \in \mathcal{B}_i$ . To evaluate the derivative, using [\(A.5\)](#), we find

$$\begin{aligned} & \left. \frac{d}{dt} \right|_{t=0} \langle \varphi, (\mathbf{M} + (1-t)\mathbf{B}^* + t\mathbf{B} + \mathbf{C})^{-1} \varphi \rangle \\ &= -\langle \varphi, (\mathbf{M} + \mathbf{B}^* + \mathbf{C})^{-1} (\mathbf{B} - \mathbf{B}^*) (\mathbf{M} + \mathbf{B}^* + \mathbf{C})^{-1} \varphi \rangle \\ &= -\langle (\mathbf{M} + \mathbf{B}^* + \mathbf{C})^{-1} \varphi, (\mathbf{B} - \mathbf{B}^*) (\mathbf{M} + \mathbf{B}^* + \mathbf{C})^{-1} \varphi \rangle \\ &= -\langle \mathbf{x}^*(\mathbf{B}^*), (\mathbf{B} - \mathbf{B}^*) \mathbf{x}^*(\mathbf{B}^*) \rangle, \end{aligned}$$

where  $\mathbf{x}_{BR}(\mathbf{B}^*) = (\mathbf{M} + \mathbf{B}^* + \mathbf{C})^{-1} \varphi$ . Notice that  $\mathbf{x}_{BR}(\mathbf{B}^*)$  is the DM's best response to  $\mathbf{B}^*$  in the dual problem [\(DP\)](#). Thus, showing expression [\(A.6\)](#) is equivalent to prove that

$$\langle \mathbf{x}_{BR}(\mathbf{B}^*), \mathbf{B} \mathbf{x}_{BR}(\mathbf{B}^*) \rangle \leq \langle \mathbf{x}_{BR}(\mathbf{B}^*), \mathbf{B}^* \mathbf{x}_{BR}(\mathbf{B}^*) \rangle \quad \text{for all } \mathbf{B} \in \mathcal{B}. \quad (\text{A.7})$$

Recall that Nature's objective is to maximize  $f(\mathbf{x}, \mathbf{B})$  in expression [\(A.3\)](#):

$$f(\mathbf{x}, \mathbf{B}) = \frac{1}{2} \left( \langle \mathbf{x}, \mathbf{M} \mathbf{x} \rangle + \langle \mathbf{x}, \mathbf{B} \mathbf{x} \rangle + \langle \mathbf{x}, \mathbf{C} \mathbf{x} \rangle - 2 \langle \varphi, \mathbf{x} \rangle + \|\mathbf{z}\|^2 + \|\mathbf{C}^{\frac{1}{2}} \mathbf{x}^0\|^2 \right). \quad (\text{A.8})$$

Note that the only term that depends on Nature's choice  $\mathbf{B}$  is  $\langle \mathbf{x}, \mathbf{B} \mathbf{x} \rangle$ . Hence, the optimality condition [\(A.7\)](#) means that  $\mathbf{B}^*$  is Nature's best response to  $\mathbf{x}^*(\mathbf{B}^*)$ . Since  $\mathbf{x}_{BR}(\mathbf{B}^*)$  is the best response to  $\mathbf{B}^*$  by construction, we have established the following claim:

**Claim 1**  $\mathbf{B}^*$  is optimal solution to the Nature's dual problem [\(DP\)](#) if and only if  $(\mathbf{x}_{BR}(\mathbf{B}^*), \mathbf{B}^*)$  is a Nash equilibrium.

To complete the proof of the theorem, it remains to prove the following claim:

**Claim 2**  $\mathbf{x}^* = \mathbf{x}_{BR}(\mathbf{B}^*)$  for any optimal  $\mathbf{B}^*$  for the dual problem [\(DP\)](#).

To see why [Claim 2](#) yields the second part of [Theorem 1](#), suppose that  $(\mathbf{x}^*, \mathbf{B}^*)$  is a Nash equilibrium.  $\mathbf{B}^*$  is a solution to the dual problem [\(DP\)](#) by [Claim 1](#). Since  $\mathbf{x}^*$  is a best response to  $\mathbf{B}^*$ ,  $\mathbf{x}^* = \mathbf{x}^*$  by [Claim 2](#). Conversely, suppose that  $\mathbf{B}^*$  is an optimal solution to the dual problem [\(DP\)](#) and let  $\mathbf{x}^* = \mathbf{x}^*$ . [Claim 2](#) states that  $\mathbf{x}^* = \mathbf{x}_{BR}(\mathbf{B}^*)$  is a best response to  $\mathbf{B}^*$ .

Also, the optimality of  $\mathbf{B}^*$  to the dual problem (DP) implies that  $\mathbf{B}^*$  is a best response to  $\mathbf{x}^*$ . Thus,  $(\mathbf{x}^*, \mathbf{B}^*)$  a Nash equilibrium by Claim 1.

Now to show Claim 2, it suffices to show the following claim:

**Claim 3** *Let  $\xi : \mathcal{B} \rightarrow \mathbb{R}$  be a function defined as  $\xi(\mathbf{B}) = f(\mathbf{x}_{BR}^*(\mathbf{B}^*), \mathbf{B})$ , where  $\mathbf{B}^*$  is an optimal solution to problem (DP). Then,  $\mathbf{B}^*$  returns the maximum value of function  $\xi$ .*

Note that Claim 3 is equivalent to show that  $(\mathbf{x}_{BR}^*(\mathbf{B}^*), \mathbf{B}^*)$  is a Nash equilibrium, which is already established in Claim 1.

Finally, observe that

$$\begin{aligned} \max_{\mathbf{B} \in \mathcal{B}} f(\mathbf{x}^*, \mathbf{B}) &= \min_{\mathbf{x} \in \mathbb{R}^n} \max_{\mathbf{B} \in \mathcal{B}} f(\mathbf{x}, \mathbf{B}) \quad \text{by definition of } \mathbf{x}^* \\ &= \max_{\mathbf{B} \in \mathcal{B}} \min_{\mathbf{x} \in \mathbb{R}^n} f(\mathbf{x}, \mathbf{B}) \quad \text{by the first part of Theorem 1} \\ &= f(\mathbf{x}_{BR}^*(\mathbf{B}^*), \mathbf{B}^*) \quad \text{by definition of } \mathbf{B}^* \\ &= \max_{\mathbf{B} \in \mathcal{B}} f(\mathbf{x}_{BR}^*(\mathbf{B}^*), \mathbf{B}) \quad \text{by Claim 3.} \end{aligned}$$

Consequently, the uniqueness of  $\mathbf{x}^*$  implies that  $\mathbf{x}^* = \mathbf{x}_{BR}^*(\mathbf{B}^*)$ . ■

## Proof of Theorem 2

**Proof.** We first show all entries of  $\mathbf{B}_i^*$  are extreme values. Since  $|\mathbf{B}_i| \leq \mathbf{v}_{ij}\mathbf{v}_{ik}$ , we have

$$\langle \mathbf{x}^*, \mathbf{B}_i \mathbf{x}^* \rangle = \underbrace{\sum_{l=1}^n (\mathbf{B}_i)_{ll} (x_l^*)^2}_{\text{constant}} + 2 \sum_{j < k} (\mathbf{B}_i)_{jk} x_j^* x_k^* \leq \sum_{l=1}^n (\mathbf{B}_i)_{ll} (x_l^*)^2 + 2 \sum_{j < k} (\mathbf{v}_{ij}\mathbf{v}_{ik}) |x_j^*| |x_k^*|.$$

Hence, it suffices to find  $\mathbf{B}_i^*$  that achieves the upper bound of  $\langle \mathbf{x}^*, \mathbf{B}_i \mathbf{x}^* \rangle$ . Define  $\mathbf{B}_i^*$  as

$$(\mathbf{B}_i^*)_{jk} = \begin{cases} \mathbf{v}_{ij}^2 & \text{if } j = k, \\ s(x_j^*) s(x_k^*) \mathbf{v}_{ij}\mathbf{v}_{ik} & \text{if } j \neq i, \end{cases}$$

Then,  $\mathbf{B}_i^*$  achieves the upper bound value obviously.

We now show that  $\mathbf{B}_i^*$  is a rank-1 matrix. To show that  $\mathbf{B}^*$  is a rank-1 matrix, it suffices to show that any  $k$ th row of  $\mathbf{B}_i^*$  with  $k \geq 2$  is a multiple of the first row of  $\mathbf{B}_i^*$ . Without loss

of generality, let us assume that  $i = 1$ . Then, the  $k$ th row  $(\mathbf{B}_1^*)_k$  is

$$\begin{aligned}
(\mathbf{B}_1^*)_k &= (s(\mathbf{x}_k^*)s(\mathbf{x}_1^*)\mathbf{v}_{1k}\mathbf{v}_{11}, s(\mathbf{x}_k^*)s(\mathbf{x}_2^*)\mathbf{v}_{1k}\mathbf{v}_{12}, \dots, s(\mathbf{x}_k^*)s(\mathbf{x}_n^*)\mathbf{v}_{1k}\mathbf{v}_{1n}) \\
&= \frac{s(\mathbf{x}_1^*)}{s(\mathbf{x}_1^*)} \frac{s(\mathbf{x}_k^*)}{s(\mathbf{x}_k^*)} \frac{\mathbf{v}_{1k}}{\mathbf{v}_{11}} \frac{\mathbf{v}_{11}}{\mathbf{v}_{1k}} (s(\mathbf{x}_k^*)s(\mathbf{x}_1^*)\mathbf{v}_{1k}\mathbf{v}_{11}, s(\mathbf{x}_k^*)s(\mathbf{x}_2^*)\mathbf{v}_{1k}\mathbf{v}_{12}, \dots, s(\mathbf{x}_k^*)s(\mathbf{x}_n^*)\mathbf{v}_{1k}\mathbf{v}_{1n}) \\
&= \underbrace{\left( \frac{s(\mathbf{x}_k^*)}{s(\mathbf{x}_1^*)} \frac{\mathbf{v}_{1k}}{\mathbf{v}_{11}} \right)}_{=\kappa \text{ with } \kappa \neq 0} (s(\mathbf{x}_1^*)s(\mathbf{x}_1^*)\mathbf{v}_{11}\mathbf{v}_{11}, s(\mathbf{x}_1^*)s(\mathbf{x}_2^*)\mathbf{v}_{11}\mathbf{v}_{12}, \dots, s(\mathbf{x}_1^*)s(\mathbf{x}_n^*)\mathbf{v}_{11}\mathbf{v}_{1n}) \\
&= \kappa(\mathbf{B}_1^*)_1.
\end{aligned}$$

Therefore,  $\mathbf{B}_1$  is a rank-1 matrix.

Furthermore, since the trace of  $\mathbf{B}_i^*$  is the sum of eigenvalues, the unique non-zero eigenvalue of it must be equal to the sum of variances, which is strictly positive. This also implies that  $\mathbf{B}_i^* \in \mathcal{B}_i$  as  $\mathbf{B}_i^*$  is positive semi-definite.

Note that the construction of  $\mathbf{B}_i^*$  is independent of specific values of  $\mathbf{x}^*$ . In addition, by construction for the off-diagonal entries of  $\mathbf{B}_i^*$ , the eigenvector corresponding to the unique non-zero eigenvalue is  $\mathbf{q} = (q_1, \dots, q_n)^\top$ , where  $q_k = s(y_k)\mathbf{v}_{ik}$  for all  $k$ . Hence,  $\mathbf{q}$  is in the same orthant with  $\mathbf{x}^*$ .

We now show that the Nature's optimal choices of rank-1 covariance matrix  $\mathbf{B}_i$  for agent  $i \in N$  can be realized under the symmetry assumption on the network  $\mathbf{G}$ . Note that for given  $i, j \in N$ , the symmetry assumption,  $\mathbf{G}_{ij} = \mathbf{G}_{ji}$ , implies that  $\mathbf{m}_{ij} = \mathbf{m}_{ji}$ ,  $\mathbf{v}_{ij} = \mathbf{v}_{ji}$ , and  $\mathbf{U}_{ij} = \mathbf{U}_{ji}$ . Due to the uniqueness of  $\mathbf{B}_i^*$  for  $i$ , we first construct  $\mathbf{B}_i^*$  for  $i \in N$  that achieves the upper bound of the Nature's objective function. Let  $\mathbf{X}$  be a random variable of mean zero and variance one (e.g., the standard normal random variable). Define  $\mathbf{U}_{ij} = s(x_i^*)s(x_j^*)\mathbf{v}_{ij}\mathbf{X}$  for  $i, j \in N$ . With this definition, we find that  $\text{Var}(\mathbf{U}_{ij}) = \mathbf{v}_{ij}^2$  for all  $i, j \in N$ . Let  $\mathbf{B}_i^*$  be the matrix defined as  $(\mathbf{B}_i^*)_{jk} = \text{E}[\mathbf{U}_{ij}\mathbf{U}_{ik}]$ . Then, as in the proof without symmetry assumption, we see that  $(\mathbf{B}_i^*)$  is the Nature's optimal choice agent  $i$  under the variance constraint.

Furthermore, we find that for each  $i, j \in N$ ,  $\mathbf{U}_{ij} = s(x_i^*)s(x_j^*)\mathbf{v}_{ij}\mathbf{X} = s(x_j^*)s(x_i^*)\mathbf{v}_{ji}\mathbf{X} = \mathbf{U}_{ji}$ , which implies that  $\mathbf{G}_{ij} = \mathbf{m}_{ij} + \mathbf{U}_{ij} = \mathbf{m}_{ji} + \mathbf{U}_{ji} = \mathbf{G}_{ji}$ . Therefore, the theorem holds under the symmetric assumption about  $\mathbf{G}$ . ■



## Proof of Proposition 1

**Proof.** The proof follows from a direct calculation:

$$\begin{aligned} \left. \frac{\partial f(\mathbf{x}^*(\mathbf{B}), \mathbf{B})}{\partial \mathbf{B}} \right|_{\mathbf{B}=\mathbf{B}^*} &= \frac{\partial f(\mathbf{x}^*(\mathbf{B}), \mathbf{B})}{\partial \mathbf{x}} \frac{\partial \mathbf{x}^*}{\partial \mathbf{B}} \Big|_{\mathbf{B}=\mathbf{B}^*} + \underbrace{\left. \frac{\partial f(\mathbf{x}^*(\mathbf{B}), \mathbf{B})}{\partial \mathbf{B}} \right|_{\mathbf{B}=\mathbf{B}^*}}_{= 0 \text{ by the envelope theorem}} \\ &= \mathbf{x}^*(\mathbf{B}^*) \otimes \mathbf{x}^*(\mathbf{B}^*). \end{aligned}$$

Therefore, the proposition is proven. ■

## Proof of Proposition 2

**Proof.** Since  $f(\mathbf{x}^*, \mathbf{B}^*) = \langle \mathbf{x}^*, \mathbf{B}^* \mathbf{x}^* \rangle$ , where  $\mathbf{B}^* = \sum_{i=1}^n \mathbf{B}_i^*$  and  $(\mathbf{B}_i^*)_{jk} = \mathbf{v}_{ij} \mathbf{v}_{ik} s(x_j) s(x_k)$ , we have

$$\begin{aligned} f(\mathbf{x}^*, \mathbf{B}^*) &= \langle \mathbf{x}^*, \mathbf{B}^* \mathbf{x}^* \rangle = \sum_{i=1}^n \langle \mathbf{x}^*, \mathbf{B}_i^* \mathbf{x}^* \rangle \\ &= \sum_{i=1}^n x_j \left( \sum_{1 \leq j, k \leq n} \mathbf{v}_{ij} \mathbf{v}_{ik} s(x_j) s(x_k) \right) x_k \\ &= \sum_{i=1}^n \left( \sum_{1 \leq j, k \leq n} \mathbf{v}_{ij} \mathbf{v}_{ik} |x_j| |x_k| \right). \end{aligned}$$

Consequently, the partial derivative of  $f(\mathbf{x}^*, \mathbf{B}^*)$  with respect to  $\mathbf{v}_{ij}$  is

$$\frac{\partial f(\mathbf{x}^*, \mathbf{B}^*)}{\partial \mathbf{v}_{ij}} = 2 \left( \sum_{k=1}^n \mathbf{v}_{ik} |x_j| |x_k| \right).$$

Therefore, the proposition is proven. ■

## Proof of Proposition 3

**Proof.** We first find a closed-form solution of  $\mathbf{x}^*$  with the parameteric assumptions. Then, calculate the threshold  $\bar{v}$ . Under the assumption of the parameters, we find that

$$\mathbf{M} = 2 \begin{bmatrix} m^2 & m \\ m & 1 \end{bmatrix} \quad \text{and} \quad \mathbf{B} = 2 \begin{bmatrix} v^2 & \frac{\rho_1 + \rho_2}{2} \\ \frac{\rho_1 + \rho_2}{2} & 1 \end{bmatrix}.$$

We first guess that  $\mathbf{x}^* \in \mathbb{R}_{++}^2$ . Then,  $\rho_1^* = \rho_2^* = v$ , which implies that

$$\mathbf{x}^* = (\mathbf{M} + \mathbf{B}^* + c\mathbf{I})^{-1} \varphi = \begin{bmatrix} m^2 + v^2 + \frac{c}{2} & m + v \\ m + v & 2 + \frac{c}{2} \end{bmatrix}^{-1} \begin{bmatrix} m \\ 1 \end{bmatrix} = \frac{1}{\Delta} \begin{bmatrix} (1 + \frac{c}{2})m - v \\ v^2 + \frac{c}{2} - mv \end{bmatrix},$$

where  $\Delta$  is the determinant of  $(\mathbf{M} + \mathbf{B}^* + c\mathbf{I})$  that is strictly positive.  $\mathbf{x}_1^* \geq \mathbf{x}_2^*$  if and only if

$$\begin{aligned} & -v^2 - (1 - m)v + \left(m + \frac{c}{2}m - \frac{c}{2}\right) \geq 0 \\ \iff & -\left(v - \left(\frac{(m-1)}{2}\right)\right)^2 + \underbrace{\left(\frac{(m-1)}{2}\right)^2 + \left(m + \frac{c}{2}(m-1)\right)}_{>0 \text{ if } m \geq 1} \geq 0. \end{aligned}$$

Note that the maximum value of the last expression is strictly greater than 0 if  $m \geq 1$ . Hence, it suffices to show that the last expression at  $v = 0$  is strictly greater than 0 as the expression is strictly concave and quadratic in  $v$ . When  $v = 0$ , we have that the expression has the value  $\left(m + \frac{c}{2}(m-1)\right)$ , which is strictly greater than 0 if  $m \geq 1$ . Consequently, there exists  $\bar{v} > 0$  such that  $x_1^* \geq x_2^*$  if and only if  $v \leq \bar{v}(m)$  by the intermediate value theorem.

The closed-form expression of  $\bar{v}(m)$  is

$$\bar{v}(m) = \frac{1}{2} \left( (m-1) + \sqrt{2c(m-1) + (m+1)^2} \right),$$

and its first and second derivatives are

$$\begin{aligned} \frac{\partial \bar{v}(m)}{\partial m} &= \frac{1}{2} + \frac{(m+c+1)}{2\sqrt{2c(m-1) + (m+1)^2}} > 0, \\ \frac{\partial^2 \bar{v}(m)}{\partial m^2} &= -\frac{c(c+4)}{2(2c(m-1) + (m+1)^2)^{3/2}} < 0, \end{aligned}$$

which prove that  $\bar{v}(m)$  is strictly increasing and concave. Thus, the proposition is proven. ■

## Proof of Proposition 4

**Proof.** For simplicity, we prove the proposition by assuming that the mean influence of the link  $\mathbf{G}_{ij}$  is zero for all  $i, j \in N$ . Then, we provide a general proof without the assumption.

For each  $i \in N$ , we find that

$$\begin{aligned}
|(\mathbf{I} + \delta \mathbf{G} + \delta^2 \mathbf{G}^2)_i \mathbf{x} - z_i|^2 &= \left| x_i + \delta \sum_{j=1}^n \mathbf{G}_{ij} x_j + \delta^2 \sum_{1 \leq k, l \leq n} \mathbf{G}_{ik} \mathbf{G}_{kl} x_l - z_i \right|^2 \\
&= x_i^2 + \left( \delta \sum_{j=1}^n \mathbf{G}_{ij} x_j \right)^2 + \left( \delta^2 \sum_{1 \leq k, l \leq n} \mathbf{G}_{ik} \mathbf{G}_{kl} x_l \right)^2 + z_i^2 \\
&\quad + 2x_i \left( \delta \sum_{j=1}^n \mathbf{G}_{ij} x_j \right) + 2x_i \left( \delta^2 \sum_{1 \leq k, l \leq n} \mathbf{G}_{ik} \mathbf{G}_{kl} x_l \right) - 2x_i z_i \\
&\quad + 2 \left( \delta \sum_{j=1}^n \mathbf{G}_{ij} x_j \right) \left( \delta^2 \sum_{1 \leq k, l \leq n} \mathbf{G}_{ik} \mathbf{G}_{kl} x_l \right) \\
&\quad - 2z_i \left( \delta \sum_{j=1}^n \mathbf{G}_{ij} x_j \right) - 2z_i \left( \delta^2 \sum_{1 \leq k, l \leq n} \mathbf{G}_{ik} \mathbf{G}_{kl} x_l \right). \tag{A.9}
\end{aligned}$$

We then investigate the expectation of each term in expression (A.9). First, we find that

$$\begin{aligned}
\mathbb{E} \left[ \left( \sum_{1 \leq k, l \leq n} \mathbf{G}_{ik} \mathbf{G}_{kl} x_l \right) \right] &= 0 \\
\mathbb{E} \left[ \left( \sum_{j=1}^n \mathbf{G}_{ij} x_j \right) \left( \sum_{1 \leq k, l \leq n} \mathbf{G}_{ik} \mathbf{G}_{kl} x_l \right) \right] &= 0 \\
\mathbb{E} \left[ \left( \sum_{j=1}^n \mathbf{G}_{ij} x_j \right) \right] &= 0 \\
\mathbb{E} \left[ \left( \sum_{1 \leq k, l \leq n} \mathbf{G}_{ik} \mathbf{G}_{kl} x_l \right) \right] &= 0.
\end{aligned}$$

Second,  $\mathbb{E} \left[ \left( \sum_{j=1}^n \mathbf{G}_{ij} x_j \right)^2 \right] = \langle \mathbf{x}, \mathbf{B}_i \mathbf{x} \rangle$  as in the main model. Third, we observe that

$$\begin{aligned}
\mathbb{E} \left[ \left( \sum_{1 \leq k, l \leq n} \mathbf{G}_{ik} \mathbf{G}_{kl} x_l \right)^2 \right] &= \mathbb{E} \left[ \left( \sum_{1 \leq k, l, s, t \leq n} \mathbf{G}_{ik} \mathbf{G}_{kl} \mathbf{G}_{is} \mathbf{G}_{st} x_l x_t \right) \right] \\
&= \sum_{k \neq i, s \neq i, l, t} \mathbb{E} [\mathbf{G}_{ik} \mathbf{G}_{is}] \mathbb{E} [\mathbf{G}_{kl} \mathbf{G}_{st}] x_l x_t \\
&= \sum_{k \neq i, l, t} \mathbb{E} [\mathbf{G}_{ik}^2] \mathbb{E} [\mathbf{G}_{kl} \mathbf{G}_{kt}] x_l x_t \\
&= \sum_{k=1}^n \mathbf{v}_{ik}^2 \langle \mathbf{x}, \mathbf{B}_k \mathbf{x} \rangle.
\end{aligned}$$

Thus, we obtain expression [Figure 3](#) in the main text:

$$\begin{aligned} \mathbb{E} [ |(\mathbf{I} + \delta \mathbf{G} + \delta^2 \mathbf{G}^2)_{i\mathbf{x}} - z_i|^2 ] &= x_i^2 + \mathbb{E} \left[ \left( \delta \sum_{j=1}^n \mathbf{G}_{ij} x_j \right)^2 + \left( \delta^2 \sum_{1 \leq k, l \leq n} \mathbf{G}_{ik} \mathbf{G}_{kl} x_l \right)^2 \right] + z_i^2 \\ &= x_i^2 + \delta \langle \mathbf{x}, \mathbf{B}_i \mathbf{x} \rangle + \delta^2 \sum_{k=1}^n \mathbf{v}_{ik}^2 \langle \mathbf{x}, \mathbf{B}_k \mathbf{x} \rangle + z_i^2. \end{aligned} \quad (\text{A.10})$$

Finally, by summing the squared distances for all agents, we obtain

$$\begin{aligned} \mathbb{E} [ \|(\mathbf{I} + \mathbf{G} + \mathbf{G}^2) \mathbf{x} - \mathbf{z}\|^2 ] &= \mathbb{E} [ \|(\mathbf{I} + \delta \mathbf{G} + \delta^2 \mathbf{G}^2)_{i\mathbf{x}} - z_i\|^2 ] \\ &= \sum_{i=1}^n \left( x_i^2 + \delta \langle \mathbf{x}, \mathbf{B}_i \mathbf{x} \rangle + \delta^2 \sum_{k=1}^n \mathbf{v}_{ik}^2 \langle \mathbf{x}, \mathbf{B}_k \mathbf{x} \rangle + z_i^2 \right) \\ &= \langle \mathbf{x}, \mathbf{x} \rangle + \sum_{i=1}^n w_i \langle \mathbf{x}, \mathbf{B}_i \mathbf{x} \rangle - 2 \langle \mathbf{z}, \mathbf{x} \rangle + \langle \mathbf{z}, \mathbf{z} \rangle, \end{aligned} \quad (\text{A.11})$$

where  $w_i = \delta + \delta^2 \sum_{k=1}^n \mathbf{v}_{ki}^2 > 0$  as in expression [\(8\)](#) in the main text.

Since the DM's objective function [\(A.11\)](#) is linear in each  $\mathbf{B}_i$ , the rank-1 property and the uniqueness of  $\mathbf{B}_i^*$  hold by [Theorem 1](#) and [Theorem 2](#). Therefore, the worst-case scenario  $\mathbf{B}^* = \sum_{i=1}^n \mathbf{B}_i^*$  is unique.

We now prove the proposition without the assumption. To economize notation, without loss of generality, we let  $\delta = 1$  because it does not affect linearity of the DM's objective function. We let  $\bar{\mathbf{G}} = \mathbb{E}[\mathbf{G}]$  and write  $\mathbf{G} = \bar{\mathbf{G}} + \mathbf{U}$ . We denote by  $\mathbf{m}_i$  and  $\mathbf{m}^i$  the  $i$ th row vector and column vector of  $\bar{\mathbf{G}}$ , respectively. Recall that  $\mathbf{M}_i = \mathbf{m}_i \otimes \mathbf{m}_i$ , and  $\mathbb{E}[\mathbf{U}_i \mathbf{U}_i^T] = \mathbf{B}_i$ . Since we assume that  $\mathbf{G}_{ii} = 0$ , we have  $\mathbf{U}_{ii} = \mathbf{m}_{ii} = 0$ . We calculate that for each  $i \in N$ ,

$$\mathbb{E} \left[ \left( \sum_{j=1}^n \mathbf{G}_{ij} x_j \right)^2 \right] = \mathbb{E} \left[ ((\mathbf{m}_i + \mathbf{U}_i)^T \mathbf{x})^2 \right] = \langle \mathbf{x}, \mathbf{B}_i \mathbf{x} \rangle + \langle \mathbf{x}, \mathbf{M}_i \mathbf{x} \rangle.$$

In addition, it follows that for each  $i \in N$ ,

$$\begin{aligned} \mathbb{E} \left[ \left( \sum_{1 \leq k, l \leq n} \mathbf{G}_{ik} \mathbf{G}_{kl} x_l \right)^2 \right] &= \mathbb{E} \left[ \sum_{1 \leq k, l, s, t \leq n} \mathbf{G}_{ik} \mathbf{G}_{kl} \mathbf{G}_{is} \mathbf{G}_{st} x_l x_t \right] \\ &= \sum_{1 \leq l, t \leq n} \sum_{k \neq i, s \neq i} \mathbb{E}[\mathbf{G}_{ik} \mathbf{G}_{is}] \mathbb{E}[\mathbf{G}_{kl} \mathbf{G}_{st}] x_l x_t \\ &= \sum_{1 \leq l, t \leq n} \sum_{k \neq i, s \neq i} (\mathbb{E}[\mathbf{U}_{ik} \mathbf{U}_{is}] + \mathbf{m}_{ik} \mathbf{m}_{is}) \mathbb{E}[(\mathbf{U}_{kl} \mathbf{U}_{st}) + \mathbf{m}_{kl} \mathbf{m}_{st}] x_l x_t. \end{aligned}$$

We find the following useful expressions for each  $i \in N$ :

$$\begin{aligned}
\sum_{1 \leq l, t \leq n} \sum_{k \neq i, s \neq i} \mathbb{E}[\mathbf{U}_{ik} \mathbf{U}_{is}] \mathbb{E}[\mathbf{U}_{kl} \mathbf{U}_{st}] x_l x_t &= \sum_{k \neq i} \sum_{l, t} \mathbb{E}[\mathbf{U}_{ik} \mathbf{U}_{ik}] \mathbb{E}[\mathbf{U}_{kl} \mathbf{U}_{kt}] x_l x_t = \sum_k \mathbf{v}_{ik}^2 \langle \mathbf{x}, \mathbf{B}_k \mathbf{x} \rangle, \\
\sum_{1 \leq l, t \leq n} \sum_{k \neq i, s \neq i} \mathbf{m}_{ik} \mathbf{m}_{is} \mathbb{E}[\mathbf{U}_{kl} \mathbf{U}_{st}] x_l x_t &= \sum_k \mathbf{m}_{ik}^2 \langle \mathbf{x}, \mathbf{B}_k \mathbf{x} \rangle, \\
\sum_{1 \leq l, t \leq n} \sum_{k \neq i, s \neq i} \mathbf{m}_{kl} \mathbf{m}_{st} \mathbb{E}[\mathbf{U}_{ik} \mathbf{U}_{is}] x_l x_t &= \sum_{l, t} \langle x_l \mathbf{m}^l, \mathbf{B}_i(x_t \mathbf{m}^t) \rangle = \langle \overline{\mathbf{G}} \mathbf{x}, \mathbf{B}_i \overline{\mathbf{G}} \mathbf{x} \rangle, \\
\sum_{1 \leq l, t, k, s \leq n} \mathbf{m}_{ik} \mathbf{m}_{is} \mathbf{m}_{kl} \mathbf{m}_{st} x_l x_t &= \sum_{l, t} (\overline{\mathbf{G}}_{il}^2 x_l) (\overline{\mathbf{G}}_{it}^2 x_t) = (\overline{\mathbf{G}}^2 \mathbf{x})_i^2.
\end{aligned}$$

Then, we obtain that for each  $i \in N$ ,

$$\begin{aligned}
\mathbb{E} \left[ \left( \sum_{1 \leq k, l \leq n} \mathbf{G}_{ik} \mathbf{G}_{kl} x_l \right)^2 \right] &= \sum_{k=1}^n (\mathbf{v}_{ik}^2 + \mathbf{m}_{ik}^2) \langle \mathbf{x}, \mathbf{B}_k \mathbf{x} \rangle + \langle \overline{\mathbf{G}} \mathbf{x}, \mathbf{B}_i \overline{\mathbf{G}} \mathbf{x} \rangle + (\overline{\mathbf{G}}^2 \mathbf{x})_i^2, \\
\mathbb{E} \left[ \sum_{j=1}^n \mathbf{G}_{ij} x_j \right] &= \sum_{j=1}^n \mathbf{m}_{ij} x_j = \langle \mathbf{m}_i, \mathbf{x} \rangle = (\overline{\mathbf{G}} \mathbf{x})_i \\
\mathbb{E} \left[ \sum_{1 \leq k, l \leq n} \mathbf{G}_{ik} \mathbf{G}_{kl} x_l \right] &= \sum_{k, l} (\mathbf{m}_{ik} \mathbf{m}_{kl} + \mathbb{E}[\mathbf{U}_{ik} \mathbf{U}_{kl}]) x_l = (\overline{\mathbf{G}}^2 \mathbf{x})_i + 0 = (\overline{\mathbf{G}}^2 \mathbf{x})_i, \\
\mathbb{E} \left[ \sum_{1 \leq j, k, l \leq n} \mathbf{G}_{ij} \mathbf{G}_{ik} \mathbf{G}_{kl} x_j x_l \right] &= \sum_{1 \leq j, l \leq n} \sum_{k \neq i} \mathbb{E}[\mathbf{G}_{ij} \mathbf{G}_{ik}] \mathbb{E}[\mathbf{G}_{kl}] x_j x_l \\
&= \sum_{1 \leq j, l, k \leq n} (\mathbb{E}[\mathbf{U}_{ij} \mathbf{U}_{ik}] + \mathbf{m}_{ij} \mathbf{m}_{ik}) \mathbf{m}_{kl} x_j x_l \\
&= \sum_{l=1}^n (\langle x_l \mathbf{m}^l, \mathbf{B}_i \mathbf{x} \rangle + \langle x_l \mathbf{m}^l, \mathbf{M}_i \mathbf{x} \rangle) = \langle \overline{\mathbf{G}} \mathbf{x}, \mathbf{B}_i \mathbf{x} \rangle + \langle \overline{\mathbf{G}} \mathbf{x}, \mathbf{M}_i \mathbf{x} \rangle.
\end{aligned}$$

Thus, we combine the above expressions and obtain that for each  $i \in N$ ,

$$\begin{aligned}
&\mathbb{E} [ |(\mathbf{I} + \mathbf{G} + \mathbf{G}^2)_i \mathbf{x} - z_i|^2 ] \\
&= \langle \mathbf{x}, \mathbf{B}_i \mathbf{x} \rangle + \sum_{k=1}^n (\mathbf{v}_{ik}^2 + \mathbf{m}_{ik}^2) \langle \mathbf{x}, \mathbf{B}_k \mathbf{x} \rangle + \langle \overline{\mathbf{G}} \mathbf{x}, \mathbf{B}_i \overline{\mathbf{G}} \mathbf{x} \rangle + 2 \langle \overline{\mathbf{G}} \mathbf{x}, \mathbf{B}_i \mathbf{x} \rangle + \langle \mathbf{x}, \mathbf{M}_i \mathbf{x} \rangle + (\overline{\mathbf{G}}^2 \mathbf{x})_i^2 \\
&\quad + 2 \langle \overline{\mathbf{G}} \mathbf{x}, \mathbf{M}_i \mathbf{x} \rangle + 2 \langle x_i \mathbf{m}_i, \mathbf{x} \rangle + 2 x_i (\overline{\mathbf{G}}^2 \mathbf{x})_i + x_i^2 - 2 \langle z_i \mathbf{m}_i, \mathbf{x} \rangle - 2 z_i (\overline{\mathbf{G}}^2 \mathbf{x})_i - 2 z_i x_i + z_i^2.
\end{aligned}$$

We now let  $\alpha_k = \sum_{i=1}^n (\mathbf{v}_{ik}^2 + \mathbf{m}_{ik}^2)$ . By summing over  $i$ , it follows that

$$\mathbb{E} [ |(\mathbf{I} + \mathbf{G} + \mathbf{G}^2) \mathbf{x} - \mathbf{z}|^2 ] = \sum_{i=1}^n (\alpha_i \langle \mathbf{x}, \mathbf{B}_i \mathbf{x} \rangle + \langle (\overline{\mathbf{G}} + \mathbf{I}) \mathbf{x}, \mathbf{B}_i (\overline{\mathbf{G}} + \mathbf{I}) \mathbf{x} \rangle) + Q(\mathbf{x}), \quad (\text{A.12})$$

where  $Q(\mathbf{x})$  is a quadratic function of  $\mathbf{x}$  not involving the uncertainty matrix  $(\mathbf{B}_i)_i$  for any

$i \in N$ . As such, we can consider  $Q$  as an additional cost part of the DM's objective function. It is straightforward to see that the DM's objective function (A.12) is still a linear function of  $(\mathbf{B}_i)_i$  as before. Consequently, we conclude that when  $(\mathbf{B}_1^*, \dots, \mathbf{B}_n^*)$  is a Nature's best response with respect to a given  $\mathbf{x}$  having no zero entry, its  $i$ th component  $\mathbf{B}_i^*$  is uniquely determined as a rank-1 matrix if and only if the following nondegeneracy condition holds:

$$\alpha_i x_j x_k + ((\bar{\mathbf{G}} + \mathbf{I})\mathbf{x})_j ((\bar{\mathbf{G}} + \mathbf{I})\mathbf{x})_k \neq 0 \quad \text{for all } 1 \leq j < k \leq n. \quad (\text{A.13})$$

Therefore, the proposition is proven. ■

### Proof of Theorem 3

We state and prove a slightly generalized version. Recall that  $\text{PD}_n$  and  $\text{PSD}_n$  denote the set of all  $n \times n$  real symmetric positive definite and positive semi-definite matrices, respectively.

**Theorem 5** *Let  $\mathbf{B}_i \in \text{PD}_n$ ,  $I$  be a proper (possibly empty) subset of  $N = \{1, \dots, n\}$ ,  $b_i > 0$  for all  $i \in I$ , and  $b_{n+1} > 0$ . Then, for any intervention  $\bar{\mathbf{x}} \in \mathbb{R}^{n+1}$  with  $\bar{x}_j \bar{x}_{n+1} \neq 0$  for some  $j \in \{1, \dots, n\} \setminus I$ , the problem*

$$\text{maximize } \langle \bar{\mathbf{x}}, \bar{\mathbf{B}}\bar{\mathbf{x}} \rangle \quad \text{over } \{ \bar{\mathbf{B}} \in \bar{\mathcal{B}}_{\mathbf{B},b}^{\text{PSD}} \mid \bar{\mathbf{B}}_{i,n+1} = b_i \text{ for all } i \in I \} \quad (\text{A.14})$$

*has a unique solution (unless the latter feasible set is empty).*

It is obvious that Theorem 3 is the special case of Theorem 5 where  $I = \dots$ . Thus, we prove Theorem 5 as follows.

**Proof.** For a given matrix  $\mathbf{B} \in \mathbb{R}^{n \times n}$ , let  $\bar{\mathbf{B}} \in \mathbb{R}^{(n+1) \times (n+1)}$  denote a symmetric and extended matrix of  $\mathbf{B}$  having  $\mathbf{B}$  as the principal submatrix matrix of it. For each  $\mathbf{v} = (\mathbf{v}_1, \dots, \mathbf{v}_n)^\top \in \mathbb{R}^n$ , let  $\bar{\mathbf{v}} = (\bar{\mathbf{v}}_1, \dots, \bar{\mathbf{v}}_n, \bar{\mathbf{v}}_{n+1})^\top \in \mathbb{R}^{n+1}$  denote the extended vector of  $\mathbf{v}$  having  $\mathbf{v}$  as the subvector of it; that is,  $\bar{\mathbf{v}}_k = \mathbf{v}_k$  for all  $1 \leq k \leq n$ . We slightly abuse notation by denoting  $\bar{\mathbf{v}}$  by  $\bar{\mathbf{v}} = (\mathbf{v}^\top, \mathbf{v}_{n+1})^\top$ . For a given matrix  $\mathbf{A}$ , we let  $\text{Null}(\mathbf{A})$  denote the Null space of  $\mathbf{A}$ ; that is,  $\text{Null}(\mathbf{A}) = \{\mathbf{x} \mid \mathbf{A}\mathbf{x} = \mathbf{0}\}$ .

Let  $V$  be an affine subspace of  $\mathbb{R}^d$  which inherits the usual topology of  $\mathbb{R}^d$ , that is,  $A \subset V$

is open in  $V$  if and only if there exists an open set  $\bar{A}$  in  $\mathbb{R}^d$  such that  $A = \bar{A} \cap V$ . We say that a compact convex set  $A \subset V$  is strictly convex in  $V$  if  $A$  has nonempty interior in  $V$ , and for any distinct  $\mathbf{x}$  and  $\mathbf{x}'$  in  $A$ ,  $\frac{\mathbf{x}+\mathbf{x}'}{2}$  is also contained in the interior of  $A$ .

Given  $\mathbf{B} \in \text{PSD}_n$  and  $b > 0$ , we define  $\bar{\mathcal{B}}_{\mathbf{B},b}$  as the set of all extended matrix of  $\mathbf{B}$  having its the  $(n+1)$ -th row and  $(n+1)$ -th column entry by  $b$ :

$$\begin{aligned}\bar{\mathcal{B}}_{\mathbf{B},b} &= \{\bar{\mathbf{B}} \in \mathbb{R}^{(n+1) \times (n+1)} \mid \bar{\mathbf{B}} \text{ is symmetric, } \bar{\mathbf{B}}_{ij} = \mathbf{B}_{ij} \text{ for all } 1 \leq i, j \leq n, \bar{\mathbf{B}}_{(n+1)(n+1)} = b\}, \\ \bar{\mathcal{B}}_{\mathbf{B},b}^{\text{PSD}} &= \bar{\mathcal{B}}_{\mathbf{B},b} \cap \text{PSD}_{n+1}, \\ \bar{\mathcal{B}}_{\mathbf{B},b}^{\text{PD}} &= \bar{\mathcal{B}}_{\mathbf{B},b} \cap \text{PD}_{n+1}.\end{aligned}$$

We state and prove the following lemma.

**Lemma 2** *For any  $\mathbf{B} \in \text{PD}_n$  and  $b > 0$ , the set*

$$\mathcal{X}_{\mathbf{B},b}^{\text{PSD}} = \{\mathbf{b} \in \mathbb{R}^n \mid \mathbf{b}_i = \bar{\mathbf{B}}_{i,n+1} \text{ for all } i = 1, \dots, n \text{ for some } \bar{\mathbf{B}} \in \bar{\mathcal{B}}_{\mathbf{B},b}^{\text{PSD}}\} \quad (\text{A.15})$$

*is strictly convex and compact subset of  $\mathbb{R}^n$ .*

**Proof.** It is clear that  $\mathcal{X}_{\mathbf{B},b}$  is compact and convex. For  $\mathbf{B} \in \text{PD}_n$  and  $b > 0$ , By Sylvester's criterion (Meyer, 2010),  $\bar{\mathbf{B}} \in \bar{\mathcal{B}}_{\mathbf{B},b}$  is positive semi-definite if and only if  $\det(\bar{\mathbf{B}}) \geq 0$ . Similarly,  $\bar{\mathbf{B}} \in \bar{\mathcal{B}}_{\mathbf{B},b}$  is positive definite if and only if  $\det(\bar{\mathbf{B}}) > 0$ . This shows that

$$\mathcal{X}_{\mathbf{B},b}^{\text{PSD}} = \{\mathbf{b} \in \mathbb{R}^n \mid \mathbf{b}_i = \bar{\mathbf{B}}_{i,n+1} \text{ for all } i \in N \text{ for some } \bar{\mathbf{B}} \in \bar{\mathcal{B}}_{\mathbf{B},b} \text{ with } \det(\bar{\mathbf{B}}) \geq 0\}$$

and the interior of the set  $\mathcal{X}_{\mathbf{B},b}^{\text{PSD}}$  is given by

$$\begin{aligned}\mathcal{X}_{\mathbf{B},b}^{\text{PD}} &= \{\mathbf{b} \in \mathbb{R}^n \mid \mathbf{b}_i = \bar{\mathbf{B}}_{i,n+1} \text{ for all } i \in N \text{ for some } \bar{\mathbf{B}} \in \bar{\mathcal{B}}_{\mathbf{B},b} \text{ with } \det(\bar{\mathbf{B}}) > 0\} \\ &= \{\mathbf{b} \in \mathbb{R}^n \mid \mathbf{b}_i = \bar{\mathbf{B}}_{i,n+1} \text{ for all } i = 1, \dots, n \text{ for some } \bar{\mathbf{B}} \in \bar{\mathcal{B}}_{\mathbf{B},b}^{\text{PD}}\},\end{aligned}$$

which is nonempty because  $\mathbf{0} \in \mathcal{X}_{\mathbf{B},b}^{\text{PD}}$ . Let  $\mathbf{b}^1, \mathbf{b}^2 \in \mathcal{X}_{\mathbf{B},b}^{\text{PSD}}$  with  $\mathbf{b}^1 \neq \mathbf{b}^2$ . We need to show  $\frac{\mathbf{b}^1+\mathbf{b}^2}{2} \in \mathcal{X}_{\mathbf{B},b}^{\text{PD}}$ . For  $j = 1, 2$ , let  $\bar{\mathbf{B}}^j \in \bar{\mathcal{B}}_{\mathbf{B},b}^{\text{PSD}}$  be such that  $\mathbf{b}_i^j = \bar{\mathbf{B}}_{i,n+1}^j$  for all  $i = 1, \dots, n$ . Then, the claim  $\frac{\mathbf{b}^1+\mathbf{b}^2}{2} \in \mathcal{X}_{\mathbf{B},b}^{\text{PD}}$  is equivalent to  $\det(\frac{\bar{\mathbf{B}}^1+\bar{\mathbf{B}}^2}{2}) > 0$ . By a way of contradiction, suppose that this is false. Then,  $\det(\frac{\bar{\mathbf{B}}^1+\bar{\mathbf{B}}^2}{2}) = 0$ , i.e.,  $\frac{\bar{\mathbf{B}}^1+\bar{\mathbf{B}}^2}{2}$  is not positive definite, which is the case if and only if  $\text{Null}(\bar{\mathbf{B}}^1) \cap \text{Null}(\bar{\mathbf{B}}^2) \neq \{\mathbf{0}\}$ . For any  $\bar{\mathbf{z}} \in \text{Null}(\bar{\mathbf{B}}^1) \cap \text{Null}(\bar{\mathbf{B}}^2)$  with  $\bar{\mathbf{z}} \neq \mathbf{0}$ , we

claim that  $\bar{\mathbf{z}}_{n+1} = \mathbf{0}$ . To see this, suppose  $\bar{\mathbf{z}}_{n+1} \neq \mathbf{0}$  and  $\bar{\mathbf{B}}^j \bar{\mathbf{z}} = \mathbf{0}$  for  $j = 1, 2$ . Since  $\bar{\mathbf{B}}^j \bar{\mathbf{z}} = \sum_{k=1}^{n+1} \bar{\mathbf{z}}_k \bar{\mathbf{B}}_k^j$  where  $\bar{\mathbf{B}}_k^j$  denotes the  $k$ th column of  $\bar{\mathbf{B}}^j$ , the equation  $\sum_{k=1}^{n+1} \bar{\mathbf{z}}_k \bar{\mathbf{B}}_k^j = \mathbf{0} \in \mathbb{R}^{n+1}$  in particular yields, by ignoring the last  $(n+1)$ th row, that  $\sum_{k=1}^n \bar{\mathbf{z}}_k \mathbf{B}_k + \bar{\mathbf{z}}_{n+1} \mathbf{b}^j = \mathbf{0} \in \mathbb{R}^n$ ,  $j = 1, 2$ . However, this yields  $\mathbf{b}^1 = -\sum_{k=1}^n \frac{\bar{\mathbf{z}}_k}{\bar{\mathbf{z}}_{n+1}} \mathbf{B}_k = \mathbf{b}^2$ , a contradiction. Hence  $\bar{\mathbf{z}}_{n+1} = \mathbf{0}$ , but then  $\sum_{k=1}^n \bar{\mathbf{z}}_k \mathbf{B}_k = \mathbf{0}$  implies  $\bar{\mathbf{z}} = \mathbf{0}$  due to the assumption  $\mathbf{B} \in \text{PD}_n$ . We conclude  $\text{Null}(\bar{\mathbf{B}}^1) \cap \text{Null}(\bar{\mathbf{B}}^2) = \{\mathbf{0}\}$ , which yields  $\det(\frac{\bar{\mathbf{B}}^1 + \bar{\mathbf{B}}^2}{2}) > 0$ , as desired. ■

We now prove the theorem. As the only unknown entries in  $\bar{\mathbf{B}}$  are  $(\bar{\mathbf{B}}_{i,n+1})_{i \in \{1, \dots, n\} \setminus I}$ , the problem (A.14) is equivalent to  $\max_{\bar{\mathbf{B}} \in \bar{\mathcal{B}}_{\mathbf{B},b}^{\text{PSD}}} \sum_{i \in \{1, \dots, n\} \setminus I} \bar{\mathbf{x}}_i \bar{\mathbf{x}}_{n+1} \bar{\mathbf{B}}_{i,n+1}$ . The set of feasible variables  $(\bar{\mathbf{B}}_{i,n+1}) \in \mathbb{R}^{n-|I|}$  is equal to the projection of the slice set  $\mathcal{X}_{\mathbf{B},b}^{\text{PSD}} \cap \{\mathbf{x} \in \mathbb{R}^n \mid \mathbf{x}_i = b_i \text{ for all } i \in I\}$  onto  $\{(\mathbf{x}_i)_{i \in \{1, \dots, n\} \setminus I}\} \cong \mathbb{R}^{n-|I|}$ . Since the objective function is nonzero and linear in the variable  $(\bar{\mathbf{B}}_{i,n+1})$ , and any slice of a strictly convex set is also strictly convex, the theorem follows from Lemma 2. ■

## B Note on Property B

Recall that the objective function  $f : \mathbb{R}^n \times \mathcal{B} \rightarrow \mathbb{R}$  is defined as

$$f(\mathbf{x}, \mathbf{B}) = \frac{1}{2} (\langle \mathbf{x}, \mathbf{M}\mathbf{x} \rangle + \langle \mathbf{x}, \mathbf{B}\mathbf{x} \rangle + \langle \mathbf{x}, \mathbf{C}\mathbf{x} \rangle - 2\langle \varphi, \mathbf{x} \rangle + \underbrace{\|\mathbf{z}\|^2 + \|\mathbf{C}^{\frac{1}{2}} \mathbf{x}^0\|^2}_{\text{constant}}),$$

where  $\varphi = \psi^0 + \psi$  with  $\psi^0 = \mathbf{C}\mathbf{x}^0$  and  $\psi = \sum_{i=1}^n z_i \mathbf{m}_i$ . Define  $g_i(\mathbf{x}) = \max_{\mathbf{B}_i \in \mathcal{B}_i} \frac{1}{2} \langle \mathbf{x}, \mathbf{B}_i \mathbf{x} \rangle$  for each  $i \in N$ , which is convex and has its minimum at  $\mathbf{0}$ . Let  $g(\mathbf{x}) = \sum_{i=1}^n g_i(\mathbf{x})$ . Let  $\mathbf{x}^*$  be defined as

$$\mathbf{x}^* = \arg \min_{\mathbf{x} \in \mathbb{R}^n} \max_{\mathbf{B} \in \mathcal{B}} f(\mathbf{x}, \mathbf{B}) = \arg \min_{\mathbf{x} \in \mathbb{R}^n} \left[ g(\mathbf{x}) + \frac{1}{2} \langle \mathbf{x}, \mathbf{D}\mathbf{x} \rangle - \langle \varphi, \mathbf{x} \rangle + \text{constant} \right],$$

where  $\mathbf{D} = \mathbf{M} + \mathbf{C}$ .  $\mathbf{x}^*$  is determined by the first-order condition,  $\varphi \in \mathbf{D}\mathbf{x}^* + \partial g(\mathbf{x}^*)$ , where  $\partial g(\mathbf{x})$  denotes the set of subgradients of  $g$  at  $\mathbf{x}$ , defined by

$$\partial g(\mathbf{x}) = \{\mathbf{u} \in \mathbb{R}^n \mid g(\mathbf{y}) - g(\mathbf{x}) \geq \langle \mathbf{u}, \mathbf{y} - \mathbf{x} \rangle \text{ for all } \mathbf{y} \in \mathbb{R}^n\}.$$



Therefore, it follows that  $\mathbf{x}^*$  has a zero entry if and only if

$$\varphi \in Z = \{\mathbf{D}\mathbf{x} + \partial g(\mathbf{x}) \mid \mathbf{x} \text{ has a zero entry}\}, \quad (\text{B.1})$$

which is equivalent to Property B in the main text.

Roughly speaking, Property B requires that  $Z$  is small in  $\mathbb{R}^n$ .  $Z$  is small if and only if  $\max_{i,j} \mathbf{v}_{ij}^2$  is relatively smaller than the eigenvalues of  $\mathbf{D} = \mathbf{M} + \mathbf{C}$ . To illustrate these points, consider a network of two agents. Then, for each  $i$ , the subgradient is calculated as

$$\partial g_i(\mathbf{x}) = \begin{cases} \{x_1(\mathbf{v}_{i1}^2, t\mathbf{v}_{i1}\mathbf{v}_{i2})^\top \mid t \in [-1, 1]\} & \text{if } x_1 \neq 0, x_2 = 0, \\ \{x_2(t\mathbf{v}_{i1}\mathbf{v}_{i2}, \mathbf{v}_{i2}^2)^\top \mid t \in [-1, 1]\} & \text{if } x_1 = 0, x_2 \neq 0. \end{cases}$$

Figure 5 illustrates  $Z$  under the assumption of  $\mathbf{M} + \mathbf{C} = k\mathbf{I}$  for some  $k > 0$  for simplicity. In the left figure, the set  $\{\mathbf{x} \text{ has a zero entry}\}$  is represented as the union of two colored lines. The blue line represents the set of  $\mathbf{x}$  with  $x_1 = 0$ , and the red line represents the set of  $\mathbf{x}$  with  $x_2 = 0$ . Consider a set-valued function  $\mathbf{D} + \partial g : \mathbb{R}^2 \rightarrow \mathbb{R}^2$  defined as  $(\mathbf{D} + \partial g)(\mathbf{x}) = \mathbf{D}(\mathbf{x}) + \partial g(\mathbf{x})$ . In the right figure of Figure 5, the blue region is the image of the blue line  $\{\mathbf{x} \in \mathbb{R} \mid x_1 = 0\}$ , and the red region is the image of the red line  $\{\mathbf{x} \in \mathbb{R} \mid x_2 = 0\}$ . Property B requires that  $\varphi$  is not contained in either of the two regions in the right figure. Since  $k > 0$ , the union of two regions is not only strictly contained in  $\mathbb{R}^2$ , but also strictly decreases in size as  $k$  increases. The union of two regions is closed. Moreover, the measure of the union is nonzero. Consequently, Property B does not hold generically, and the interior of the complement of  $Z$  is not empty.

We now explain how the size of  $Z$  is determined. Without loss of generality, let us consider the size of the red region in the right figure. For a given value of  $x_1$  on the horizontal axis in the left figure, the subgradient is a vertical segment in the red region in the right figure. For example, at  $\mathbf{x} = (1, 0)$ ,  $\mathbf{D}\mathbf{x} + \partial g(\mathbf{x}) = \{(k + \mathbf{v}_{i1}^2, t\mathbf{v}_{i1}\mathbf{v}_{i2})^\top \mid t \in [-1, 1]\}$ . The height of the segment is determined by the values of  $\mathbf{v}_{i1}$  and  $\mathbf{v}_{i2}$ . Thus, when other parameters are equal, Property B holds if the size of the variances becomes sufficiently small. Similarly, for given values of the variance, Property B holds if  $k$  is sufficiently large. Furthermore, it follows that

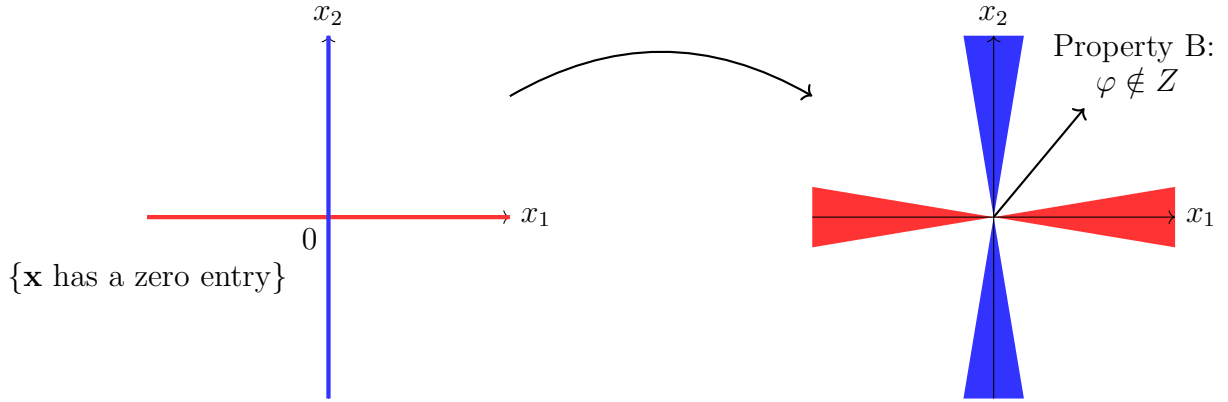


Figure 5: Illustration of  $Z$  as an image of  $\mathbf{D}\mathbf{x} + \partial g(\mathbf{x})$

for a given  $\varepsilon > 0$ , there exists  $\delta > 0$  such that if  $\frac{\max_{i,j} v_{ij}^2}{\text{smallest eigenvalue of } \mathbf{D}} < \delta$ , then there exists a modified target  $\tilde{\mathbf{z}}$  of  $\mathbf{z}$  such that  $|\tilde{\mathbf{z}} - \mathbf{z}| < \varepsilon$ , and the corresponding optimal intervention  $\mathbf{x}^*$  with respect to the new target  $\tilde{\mathbf{z}}$  has no zero entry.