

Strategies and Challenges of Timestamp Tampering for Improved Digital Forensic Event Reconstruction (extended version)^{*}

Céline Vanini^a, Jan Gruber^c, Christopher J. Hargreaves^b, Zinaida Benenson^c, Felix Freiling^c and Frank Breiting^{a,d}

^a*School of Criminal Justice, University of Lausanne, Lausanne, Switzerland*

^b*Department of Computer Science, University of Oxford, United Kingdom*

^c*Department of Computer Science, Friedrich-Alexander Universität (FAU), Erlangen, Germany*

^d*Present affiliation: Institute of Computer Science, University of Augsburg, Augsburg, Germany*

ARTICLE INFO

Keywords:

Event reconstruction
Tampering
User study
Tamper resistance factors
Digital forensics investigation

ABSTRACT

Timestamps play a pivotal role in digital forensic event reconstruction, but due to their non-essential nature, tampering or manipulation of timestamps is possible by users in multiple ways, even on running systems. This has a significant effect on the reliability of the results from applying a timeline analysis as part of an investigation. In this paper, we investigate the problem of users tampering with timestamps on a running (“live”) system. While prior work has shown that digital evidence tampering is hard, we focus on the question of *why* this is so. By performing a qualitative user study with advanced university students, we observe, for example, a commonly applied multi-step approach in order to deal with second-order traces (traces of traces). We also derive factors that influence the reliability of successful tampering, such as the individual knowledge about temporal traces, and technical restrictions to change them. These insights help to assess the reliability of timestamps from individual artifacts that are relied on for event reconstruction and subsequently reduce the risk of incorrect event reconstruction during investigations.

1. Introduction

The dangers of evidence tampering, i.e., the intentional act of altering, concealing or falsifying evidence (Sanchirico, 2004), are of great concern to law enforcement agencies since fictitious or fake traces can easily alter or sabotage a criminal investigation (Chisum and Turvey, 2000). While there is a high awareness of the risks of tampering for physical evidence, tampering of digital evidence is much less understood. While some scholars consider tampering to be easier when dealing with digital evidence (Caloyannides, 2003; Lin, 2018), others claim that it is at least similarly difficult in special cases (Schneider et al., 2020). Understanding the risks of evidence tampering is particularly important for *timestamps* because, firstly, timestamps play a pivotal role in digital forensic event reconstruction to establish the order in which certain actions happened, and secondly, timestamp manipulation is a commonly applied indicator removal technique in security incidents (MITRE ATT&CK, 2020; Strom et al., 2020).

1.1. Related Work

Despite work that has structured tampering activities under the heading of anti-forensics (Harris, 2006; Garfinkel, 2007; Conlan et al., 2016), and confirmed by the literature review of Neale (2023), unfortunately, our understanding of digital evidence tampering in general and of timestamp tampering in particular is rather shallow. Previous research has primarily focused on specific technical contexts of timestamp tampering, such as NTFS (Galhuber and Luh, 2021; Mohamed and Khalid, 2019; Palmbach and Breiting, 2020), or on technical approaches for timestamp tampering detection. These basically attempt to find inconsistencies between timestamps, e.g., the violation of general time rules (Galhuber and Luh, 2021), of causal relationships between timestamps (Willassen, 2008; Marrington et al., 2011) or inconsistent relations to implicit timing information like sequence numbers (Dreier et al., 2024). Even if such inconsistencies are detected, it may still be unclear whether these are due to intentional tampering. For example, if some timestamps have been set to January 1, 1970, explanations can vary from intentional “timestomping” (MITRE ATT&CK, 2020) to an unintentional non-initialized Unix timestamp (Manjoo, 2001). Thus, it is still necessary to have a solid understanding of adversarial (tampering) behaviors such that investigators can assess the effect of tampering on the meaning of evidence.

Some previous user studies (Moch, 2015; Freiling and Hösch, 2018; Schneider et al., 2020) also focused on the tampering detection problem. In these tampering detection experiments, participants had to produce convincing forgeries that should be taken as originals when analyzed by other participants in the study. This allowed a confusion matrix to

^{*}This is the extended version of the article accepted at Digital Forensics Doctoral Symposium part of DFRWS EU 2025.

Email addresses: celine.vanini@unil.ch (C. Vanini); jan.gruber@fau.de (J. Gruber); christopher.hargreaves@cs.ox.ac.uk (C.J. Hargreaves); zinaida.benenson@fau.de (Z. Benenson); felix.freiling@fau.de (F. Freiling); frank.breiting@uni-a.de (F. Breiting)

URL: <https://FBreiting.de> (F. Breiting)

ORCID(s): 0000-0003-3690-8574 (C. Vanini); 0000-0003-1862-2900 (J. Gruber); 0009-0006-7158-0219 (Z. Benenson); 0000-0002-6128-5201 (F. Freiling); 0000-0001-5261-4600 (F. Breiting)

be created and false positive rates calculated. Due to their empirical study design, these experiments did not attempt to investigate the difficulties of tampering with specific artifacts. Furthermore, the experiment setup considered the extreme case where a perpetrator has *full control* over every bit of the system, an approach we call *dead tampering*. Still, the quantitative insights from these works indicate that tampering may not be as easy as it can be expected, but it is highly unclear *why* this may be so.

In contrast to the worst case assumptions often made in the literature, in practice, adversaries do not operate under idealized circumstances. When accessing a compromised system, perpetrators usually have less control because they are under time pressure, lack knowledge of alternative methods, or need to modify the system while logged in remotely. Also, less experienced users may be able to perform actions such as changing a value in a database or editing some text in a file, but they may not be capable of booting to an alternative environment and performing low-level manipulations.

In such situations, adversaries are forced to manipulate data on the system they are currently using. In contrast to dead tampering, we call this *live tampering*. Live tampering is arguably not only more realistic than dead tampering, it also introduces new challenges as the act of tampering itself generates traces on the system being manipulated. We are not aware of any previous work that has specifically investigated the questions posed by live tampering.

1.2. A Qualitative Look at Live Tampering

In this paper, we report on the results of a user study in live tampering. While prior work has shown that digital evidence tampering is hard, we focus on the question of *why* this is so and therefore have chosen to apply more qualitative research methods, i.e., questionnaires and semi-structured interviews. Our general goal was to understand how study participants chose their strategies and allocated their resources while solving a live timestamp tampering task. To investigate this, we conducted a user study with 10 advanced university students, who tampered with a live system based on a fictitious scenario, in which an adversary attempts to swap two events to cover their tracks. Not all adversaries are specialist hackers or advanced persistent threats (APT) in practice, so our protagonist was assumed to be a regular user rather than a sophisticated adversary. As we will show, the exploration of the dynamics of such tampering also leads to understanding the difficulty of tampering with specific artifacts. This can help develop further strategies for reliable event reconstruction, since methods for representing the uncertainty of traces e.g., work by Casey (2020), include an estimate of the number of sources that agree, but also the difficulty of tampering with those sources.

Overall, our focus was on the following research questions:

RQ1 Approach to tampering: What strategies do adversaries employ in planning and executing tampering with the temporal order of events?

RQ2 Awareness and precautions of traces left by the manipulation: How do adversaries deal with (new) traces stemming from their manipulations?

RQ3 Barriers to the tampering process: What makes an artifact more difficult to tamper with compared to another?

1.3. Contributions

As mentioned above, it has been shown that tampering commonly results in observable inconsistencies within the data structures that hold the information that is the target of tampering. For example, manipulating browser evidence tends to result in contradictory information in the browser history and browser cache (Freiling and Hösch, 2018). Because such tampering traces occur directly within the evidence under consideration, we call such indicators *first-order traces*. With any kind of manipulation, there is always the possibility of leaving traces of the first order.

First-order traces are, however, not the only indicators of tampering that exist. Since tampering requires the use of anti-forensic tools, traces of the usage of these tools can be another type of tampering indicator. For example, timestamp manipulation tools like Timestomp can set timestamps in file systems to arbitrary values (Lim, 2021). While this eliminates traces of previous timestamps, evidence of using Timestomp usually remains. Since such traces give indirect indications of tampering, we call them *second-order traces*.

In this paper, we show that the activity of live tampering involves the consideration of second-order traces. We also exhibit tampering strategies that are opportunistic and resource-aware, i.e., where restricting factors like time pressure and lack of specific knowledge result in sub-optimal tampering strategies governed by a fixed *tampering budget*.

Overall, this work provides the following contributions:

- We present the design, implementation, and assessment of the first user study on tampering with time on a running system (live tampering).
- We provide clear indications that adversaries differentiate between first-order and second-order traces and adapt their tampering strategy accordingly.
- In the context of tampering with time on a live system, we identify strategies of tampering that involve the opportunistic application of tampering actions along the hierarchical abstraction layers. This indicates the mental application of a rational *tampering budget*, leading to a concentration on artifacts being easier to manipulate.
- Based on our analyses, we establish an understanding of the reliability of tampering indicators and derive factors that influence the tamper resistance of an artifact.

1.4. Paper Outlook

In the remainder of this paper, we first describe the details of the study itself, including the task set, the questionnaires, and the conducted interviews (Section 2). The

analysis of the participants' approaches and the resulting forgeries (described in Sections 3, 4, and 5) reveals how they adapted their strategies based on artifact specifics as well as prior knowledge and faced difficulties, which largely revolved around (new) traces induced by their changes. Focusing on the technical aspects that affect tampering, we identify factors that influence the tamper resistance of artifacts allowing investigators to relatively rate their reliability. These factors are intended to serve as a basis for future developments towards the reliability of digital evidence used for event reconstruction (Section 6). Overall, these findings promise to improve the reconstruction of digital forensic events and offer a new perspective on how to interpret suspected evidence tampering (Section 7).

2. User study design

This section opens with a description of the tampering task scenario, followed by a detailed explanation of the user study, which consisted of four phases: (1) a pre-tampering questionnaire, (2) a tampering task, (3) a post-tampering questionnaire, and (4) a set of semi-structured interviews.

2.1. Participants

The user study was carried out within an advanced lecture on digital forensics at the Friedrich-Alexander Universität (FAU) in the fall of 2023, with 35 registered students. A total of 17 students started the user study. However, only nine students worked on the task and completed the post-tampering questionnaire. Additionally, one student completed the second and third phases but did not fill out the pre-tampering questionnaire. Given our focus on studying live tampering, only the 10 students who proceeded beyond the completion of the second phase were included in our analysis. Of these, 3 participants volunteered for the interview.

The participants were invited to use a deterministic pseudonym to ensure a clear separation between involvement in the study and participation in the course. These pseudonyms, created in a deterministic way by combining specific non-identifying segments of personal information, facilitated the linking of individual responses throughout the various stages of the study. In this paper, we replaced the pseudonyms to refer to them as Participants 1 to 10.

2.2. Scenario of the tampering task

The user study assumes that a perpetrator who has full control over a running system (administrator/root user, such as the system owner) wants to cover the tracks of their deeds by swapping two events E_2 and E_3 , as depicted in Figure 1, i.e., make an examiner believe that E_3 happened before E_2 .

In this synthetic scenario:

- E_1 (at time t_1): An email is received which asks the receiver, whether he has already seen 'Rhinocerotidae', which is 'really, really hot material'.
- E_2 (at time t_2): Another email is received in which the sender clearly states that 'Rhinocerotidae' is a

term referring to illegal material. The user opens the message and views the attachment.

- E_3 (at time t_3): The user opens a browser and issues a search query for 'Rhinocerotidae', visits the Wikipedia website on 'Rhinoceros', and downloads several rhino images.
- E_4 (at time t_4): The user shuts down the computer.

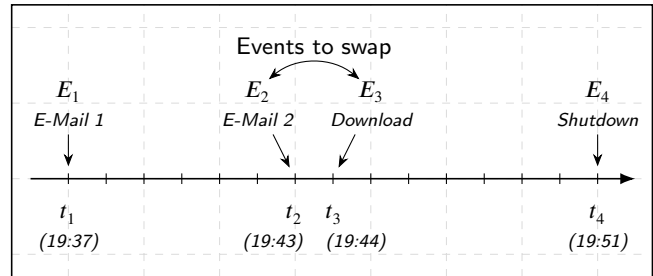


Figure 1: Artificial sequence of events $E_1 - E_4$ imagined for the tampering task.

In the real world, swapping events may impact the criminal intent ('Mens rea'). For example, here, the updated sequence ($E_1 - E_3 - E_2$) suggests that the criminal liability of the downloaded material was unknown to the suspect when the web browsing in E_3 was conducted. Although in reality, adversaries may also attempt to erase evidence of downloading illegal material, we argue that this particular type of tampering, i.e., swapping events, is a highly interesting synthetic instance that allows us to learn more than demanding trace deletion or addition. The different angles provided for the swapping of events seem to be favorable to observing the resistance and likeliness of traces and their manipulation.

2.3. Pre-tampering questionnaire

The user study started with a pre-tampering questionnaire aiming at gathering a set of background information about participants. The questionnaire included a total of 15 single/multiple-choice(s) questions centered around the respondents' experience. The questions concerned their teaching curriculum such as their course of study or graduate degree (Q1-Q4, Q10, and Q11), their experience with digital forensics lectures (Q8-Q9), and practical work (Q12-Q14). The remaining questions aimed at capturing their workload and motivation (Q5, Q6), as well as the effort they were willing to put into the tampering task (Q7, Q15).

2.4. Tampering task

Participants were provided with a link to download the full disk image of a Windows 10 Home workstation (VM turned off, administrator account credentials provided) after events $E_1 - E_4$ had been performed. The students were asked to act like the suspect and swap events E_2 (file download

using Mozilla Firefox) and E_3 (email received via Thunderbird).¹ All actions had to be performed on the running system (working on the disk images directly was prohibited) and the time boundaries E_1 and E_4 had to be respected (E_2, E_3 had to remain within E_1, E_4). Otherwise, participants were free to perform any tasks such as installing arbitrary software.

Participants were given two weeks to complete the tampering (budget). They had to return a logbook containing notes of their actions and the VM itself.

2.5. Post-tampering questionnaire

Participants who returned a forged VM were asked to fill out a post-tampering questionnaire, which aimed at capturing *how* the students went about the task. The questionnaire comprised 22 questions and was separated into three sections referring to a different time of the tampering task: *before* (initial thoughts and strategy design), *during* (tampering process), and *after* (technical problems and perceived difficulties). Questions relating to *before* and *after* focused on the assessment of specific artifacts² that the respondent knew or manipulated (Q1-Q10 and Q15-Q22). For example, some questions asked participants which artifacts they manipulated and to rank them according to the perceived difficulty of tampering. The middle part targeted performed activities, e.g., how certain actions were performed (Q11-Q14). To answer these questions, respondents were asked to place themselves at these times and provide detailed insights into their experiences, decisions, and observations. They were encouraged to use their logbook to answer the questions.

2.6. Interviews

Respondents were invited to take part in semi-structured interviews where three individuals accepted. These interviews were conducted face-to-face and followed a generic outline with a set of open-ended questions articulated around the preliminary findings from the post-tampering questionnaire. The intention was to extract further insights into their experiences during the tampering task and qualitatively evaluate the difficulty of tampering with different artifacts. The interview comprised five areas: Prior experiences (experience with Windows and personal interests related to digital forensics), Strategy (motivations and concerns behind their decision-making, tampering approach), Perceived difficulty (factors that make one artifact more difficult/easier to tamper with compared to another), Effort (motivation and effort put into the task), and Conclusion (confidence and self-assessment towards the task).

With the written consent of the participants, the interviews were audio-recorded and lasted between 40-60 minutes. Records were later semi-automatically transcribed.

¹See Appendix A for the detailed instructions given to the students.

²We compiled a list of relevant, existing Win10 artifacts based on the *Log2Timeline/Plaso* documentation, i.e., existing parsers which can be found in Appendix B.

2.7. Ethics

The ethics commission at the university in which the user studies and interviews were conducted does not handle non-medical studies for explicit approval, and therefore instead the experimental protocol followed their general data protection and ethics rules.

Participation in the study was voluntary and integrated into the course as a non-graded exercise.

2.8. Data analysis

We adopted an iterative approach for the analysis of qualitative data derived from the two questionnaires, logbooks, and transcriptions of the three interviews. Open-ended responses in the questionnaires and transcriptions were inductively coded to extract thematic patterns or trends directly from the respondents' answers (Saldaña, 2021). Since the logbooks primarily described the tampering process undertaken by each participant, these were not coded but used to improve our understanding of their tampering design and sequence of manipulations.

All details to repeat the study (questionnaires and interview guidelines) are publicly available (Vanini et al., 2024a).

2.9. Limitations

The user study has three limitations: (1) it included only 10 participants which is small and may not sufficiently capture the variability of behaviors and strategies; (2) all participants were students sharing similar backgrounds and experiences; and (3) only one tampering scenario (switching the order of two actions) was developed which is only one possible instance of manipulation and one operationalization of the research questions, and therefore gives only answers to the research question from the viewpoint of the scenario. An adversary may have different strategies such as hiding data through file system manipulation or artifact wiping (Conlan et al., 2016).

Given these limitations, it is important to understand that our goal was a qualitative and explorative study (not a quantitative one) which allows for a detailed examination of each case. It can be seen as a first step towards better understanding strategies, challenges, and artifacts, as well as revealing new research directions such as the tampering budget, the n -order-trace idea, and the factors influencing the trustworthiness of timestamps. While some may argue that identical backgrounds are a disadvantage, our study found that participants followed different strategies which would be less informative with a large/diverse group. Nevertheless, we acknowledge that a larger scale study would add value and therefore provide detailed descriptions of our tampering task which allows us to repeat this study on a larger scale.

3. Results: Tampering Preparation

This and the following two sections summarize the results we extracted from the questionnaires and interviews. We begin with insights on how participants prepared for the tampering task and what initial strategies they developed.

3.1. Participant background, experience, and knowledge

All participants were pursuing a master's degree in computer science; eight were in their first year. Except for Participant 5, all had attended an introductory lecture on digital forensics. 8 out of 9 students were moderately motivated to participate in the study. All planned to allocate 2-4 hours per week to work on the task. Seven participants also indicated they had forensically analyzed 3-6 disk images, with 0-2 of these being on Windows systems.

We anticipated that participants have differences in prior knowledge of (Windows) forensics which was confirmed through the post-tampering questionnaire (Q3). The prior knowledge level of participants can be separated into two classes: the less experienced, or novices, and the more informed participants. Unsurprisingly, Participants 5, 6, 8 and 9, through limited Windows Forensics experience had the lowest prior existing knowledge about the artifacts on the study system. The remaining participants had a generic knowledge of Windows artifacts. We noted that, with a few exceptions, participants uniformly marked all sources within the Windows Registry as well as the \$USNjrn1 and the Thunderbird Global Database as unknown. Conversely, most participants indicated knowing Firefox-related data (cache files, cookies, and history databases), the Thunderbird's Inbox file, the \$MFT, the \$RECYCLE.BIN, and the Windows event logs.

During the interviews, it became evident that most participants regularly used Linux. So, even though participants had studied digital forensics, they could still be considered regular users in this scenario.

3.2. Participant initial thoughts and designs

To gain a deeper insight into the participants' approaches to the tampering task, the first question of the pre-tampering questionnaire invited them to reflect on their initial thoughts and designs before commencing the task.

The responses show that all participants agreed that accomplishing the task of making it appear as if E_3 happened before E_2 required modifying one of the two events. The common strategy was therefore to select a fixed event that would act as a pivot point for re-arranging other events. Interestingly, we observed that half chose E_2 (opening the second email) as their reference event while the other half preferred E_3 (browsing and downloading on Firefox).

Participants within groups using the same pivot point expressed similar decision-making factors in their choice to re-arrange the other event:

Level of knowledge: Participants 4, 6, and 7 who used Thunderbird (E_2) as a pivot point mentioned that their decision was influenced by their greater familiarity with Firefox gained from their introductory lecture. Consequently, the task of manipulating Firefox appeared more straightforward to them. In contrast, Participant 10 chose Firefox as the pivot point, citing limited prior knowledge and having heard that Thunderbird would be easier to manipulate.

Volume of linked artifacts: The volume of linked artifacts refers to the number of artifacts respectively connected to E_2 and E_3 that would need modification. For instance, notable artifacts linked to E_2 include Thunderbird's Inbox file, which compiles sent and received emails, and the Global database indexing their metadata. In contrast, targeting artifacts linked to E_3 entails manipulating a broader range of artifacts such as Firefox's history and cookies databases (places.sqlite, cookies.sqlite), cache files, and the downloaded rhino pictures. All participants who selected E_3 as their pivot point agreed that Thunderbird appeared easier to manipulate than Firefox in the post-tampering questionnaire, primarily due to the smaller volume of data involved. For four participants, the number of files to manipulate with the Firefox strategy raised concerns about increasing the likelihood of making errors. For instance, Participant 2 expressed: "My idea was to change as little as possible to minimize the potential for errors". For Participants 1 and 9, this also created concerns about generating too many second-order traces.

Correlation with remotely stored information: A key factor considered by the participants was their limited control over external data storage. This concern stemmed from the possibility that an unaltered "true copy" of the data targeted for manipulation might exist in a remote location, like a mail server. This concern dissuaded Participants 3, 5, and 6 of the E_2 pivot point group from manipulating Thunderbird. For instance, Participant 6 commented: "I feared that contacting the mail server could easily reveal a manipulation of the receive-timestamp". Similarly, Participant 5 indicated in their logbook that the "full analysis of other sources than just the machine will probably give the real course of events away". This includes sources such as ISP or connection logs, DNS request times, or Thunderbird's mail server. Furthermore, Participant 3 shared in their interview that they had initially considered choosing Firefox as their pivot, influenced by the volume of linked artifacts factor, viewing it as a significant effort. Yet, the understanding that Thunderbird's mail server could potentially store data remotely led them to reconsider and ultimately change their strategy.

Maintaining internal artifact consistency: This factor refers to the relationship between the organization of an artifact and the data it contains. For instance, SQLite databases organize their entries following a specific allocation strategy. Hence, tampering with timestamps in entries may be exposed when looking at the order of (raw) entries and identifiers in the database. Participant 9 highlighted this issue: manipulating Firefox artifacts can be "identified by logical inconsistencies such as timestamps not matching the order in which events are listed in a cache/log file".

3.3. Preparation

In the post-tampering questionnaire, 9 out of 10 students reported that they had undertaken preparation beforehand. We learned from their responses and their logbooks that the types of preparation steps varied from one participant to another. For example, some participants initiated the task by gathering information through a review of the literature, forums, and/or existing tools. Others adopted a ‘learn by doing’ approach, engaging in hands-on experimentation and exploration within the VM.

To evaluate the influence of preparation on the participants’ knowledge of Windows artifacts, we compared the responses from Q3 and Q15 in the post-tampering questionnaire. We observed that participants we classified as informed participants in Section 3 showed minimal or no changes in knowledge levels. Conversely, most novices, i.e., Participants 5, 6, and 8, experienced a significant knowledge gain, balancing out with the overall score of the more informed participants. These participants resorted to a literature review, plus other learning resources such as testing or AI-based inquiries. The knowledge gained primarily concerned artifacts related to the events to modify, i.e., either Firefox or Thunderbird-related artifacts.

Overall, the results suggest that all participants, except Participant 9, reached a comparable level of understanding, indicating that they had achieved a baseline knowledge before commencing the task. Those who reached this level of understanding before starting the task tended to initiate their work by engaging in exploration and experimentation, instead of primarily seeking information from the literature.

4. Results: Tampering Actions

This section describes the execution of the tampering task: the tampering process itself, the handling of second-order traces, as well as how quality control was performed.

4.1. Tampering approaches

All students shared the common strategy to decide on a reference event between E_2 and E_3 that is used as a pivot point to swap the other unfixed event (see Section 3.2).

Figures 2a and 2b respectively illustrate the sequence of manipulations performed within the groups using the same pivot point. On the y-axis are artifacts that were manipulated and/or removed by students within each group, ordered according to their hierarchical position in the abstraction layers of the system (higher levels: application to lower levels: file system) (Carrier, 2003). For example, the Firefox history database is at a higher level than the `$USNjrn1` which belongs to the file system layer. The x-axis illustrates the sequence of steps, e.g., Participant 1 started with the Thunderbird Inbox file and further updated file system timestamps in the `$MFT`.

While the sequence of manipulations is also intrinsically linked to the conflicting goal of dealing with second-order traces as further discussed in Section 4.2, the graphs show a visible trend of descent through abstraction layers among participants. After choosing their pivot point, all students started by manipulating the artifacts directly related to the

unfixed event to re-arrange, at the application level. For instance, participants in the Firefox pivot point group all started with the manipulation of timestamps within Thunderbird’s Inbox file. We then observe that manipulations concerned artifacts in lower layers, starting with artifacts at the OS layer and addressing file system artifacts (apart from the `$MFT`) last.

In regards to specific timestamp manipulations, participants attempted to maintain consistency across manipulations to fit the scenario, e.g., avoiding instances where a picture’s download time precedes the visit to the corresponding web page. To achieve consistency, most participants added or removed (according to the strategy) constant time offsets. Nevertheless, there were instances of less caution. For instance, one participant accidentally changed all timestamps to the same time value and others did not change all file system timestamps. Both may reveal an inconsistency in an investigation (timeline analysis).

4.2. Dealing with second-order traces

Given the intricacies of modifying a running system, all participants showed concern about second-order traces, which is reflected in their strategy design (see Section 3.2), choice of tooling (e.g., command prompt vs. Powershell), and sequence of manipulations. Overall, three distinct approaches emerged from the findings. Those approaches are (1) *clandestine*, (2) *tampering-focused*, and (3) *mixed* (discussed below). Table 1 summarizes the tools that were used within the groups using the same approach.

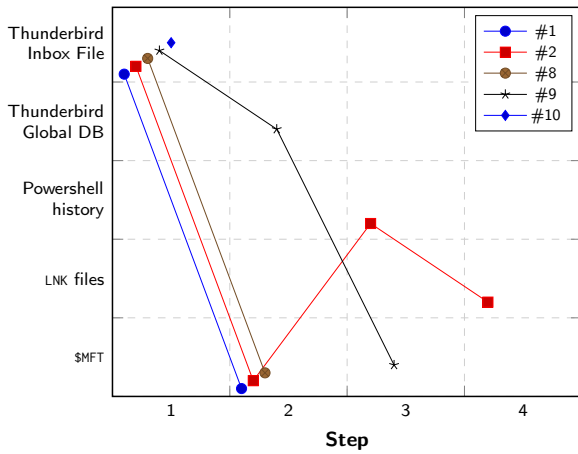
4.2.1. Clandestine approach

Participants who used the clandestine approach proactively minimized the creation of second-order traces, rather than focusing on their removal after they had been generated. Three participants anticipated the creation of second-order traces by carefully choosing the tools they would use in the task. This included preferring tools that hypothetically leave fewer traces (command prompt over Powershell or Python interpreter over Notepad), benign-looking tools (DB Browser for SQLite), avoiding installing anti-forensic software (Conlan et al., 2016) like Timestomp (Lim, 2021), and using portable versions loaded on a removable medium.

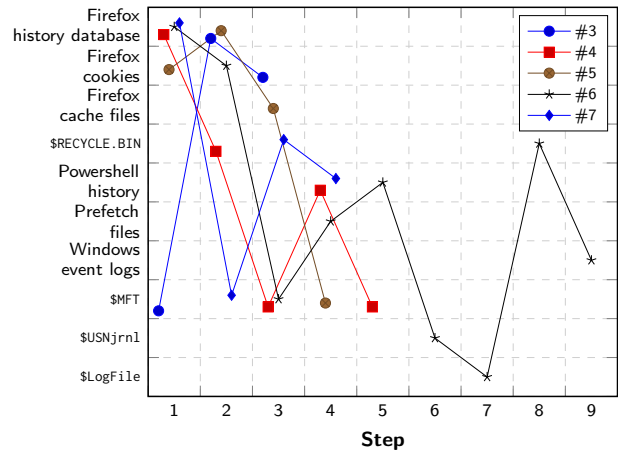
Besides adjusting the manipulated files’ file system metadata to align with the scenario, none of these participants attempted to eliminate further second-order traces, e.g., traces of a USB stick connection.

4.2.2. Tampering-focused approach

The tampering-focused approach concerns participants 5 and 8 who pertained to the act of tampering itself without considering the generation of second-order traces. The only action undertaken by both participants was the update of the file system metadata of Thunderbird’s Inbox file and the transfer of files to the `$RECYCLE.BIN`. In their logbook, Participant 5 commented that removing tools without leaving a trace seemed difficult: “I didn’t try to delete the remaining traces because I figured it would be practically impossible and would continue indefinitely”.



(a) Thunderbird group



(b) Firefox group

Figure 2: Sequence of manipulations. Participants are represented by lines that follow the horizontal manipulation sequence, while the vertical axis indicates manipulated objects.

Table 1

Overviews of tools to edit used by each participant during the tampering task.

Tools/Participants	Cland.			Tamp. foc.			Mixed			
	1	3	9	5	8	10	2	4	6	7
Built-in										
cipher										• •
Command prompt			•							•
Powershell		•						•	•	• •
Text editor			•		• •			•		
External										
nTimestamp			•		•					•
Python interpreter	•									
SetMace								•		
sqlite3									• •	
SQLite browser		• •		•						•

4.2.3. Mixed approach

The mixed approach involves participants who were mindful of second-order traces generation and actively engaged in recursively removing them from the system. Participants in this group began by focusing on their main target (Firefox- or Thunderbird-related artifacts). They then adopted a wrapping-the-onion method, systematically working to erase not only the second-order traces of their tampering but also the subsequent layers that emerged from their efforts to conceal this tampering, and so on, in an iterative process. They also showed sophisticated efforts to minimize the generation of second-order traces by employing methods such as tool name obfuscation, downloading scripts from a homemade web server, disabling log or history monitoring, and performing the manipulation on another volume of the system.

The number of tampering iterations undertaken by each participant is different. Participant 6 went the furthest as illustrated in Figure 2b. Interestingly, they indicated in their

interview that while the perceived difficulty of tampering did not affect the order of their manipulations, the difficulty increased after each iteration, describing it as a ‘chain of issues’, i.e., addressing one problem/trace generates a multitude of new problems/traces.

4.3. Quality control

It is reasonable to assume that some medium-skilled adversaries would perform what can be called a *quality control* of their manipulations. In their logbooks and responses to question 14 of the post-tampering questionnaire, all but one participant indicated that they had conducted some form of quality control. These participants at least verified that their manipulation had been successful, sometimes with the help of artifact parsers, e.g., to read \$USNjrn1 or \$MFT records. Three participants took more extensive measures, e.g., performing quality control using forensic timeline tools or tools specialized in timestomping detection.

The findings suggest that participants did not engage in overly extensive quality control measures, i.e., they did not put themselves too much in the shoes of a digital forensic examiner. From a forensic perspective, the methods used for quality control are of interest, as any activity (even verification) performed from within the VM generates additional artifacts (e.g., execution of quality control tools).

5. Results: Tampering Difficulties

The majority of students experienced failures that forced them to adjust their strategy. The qualitative findings of the user study show different causes, that can be divided into two classes: (1) practical challenges and (2) perceptions. On top of that, most participants expressed having encountered technical difficulties when manipulating specific artifacts, which are summarized in Section 6.3.

5.1. Practical Challenges in Tampering

These aspects cover the range of issues that the participants faced in the application of the task, such as the installation or use of tools.

When facing such practical challenges, we can see that participants were forced to make compromises on certain aspects of their strategy. For instance, Participant 3 encountered difficulties when installing Powershell modules, forcing them to install an external software and to deviate from the original plan of using only Windows' built-in tools to minimize suspicions, i.e., avoiding tools that could be considered anti-forensic tools. Another participant had their external software recognized as a virus by Windows Defender and was forced to obfuscate its name and download it via a personal web server. Other participants also noted making errors when using a particular tool, such as Participant 7 who misused an overwriting tool resulting in the unintended overwrite of the entire non-allocated disk space.

5.2. Perceptions

Some participants adjusted their strategy in response to non-technical factors, such as their level of knowledge and the perceived relevance of manipulating a specific artifact. For instance, Participant 6 chose not to alter the Windows event logs due to the absence of clear indications of their actions. Similarly, Participant 4 did not manipulate these logs, lacking the knowledge about where to find pertinent information and how to modify the logs. Both contemplated deleting the entire log but ultimately refrained, fearing it would appear overly suspicious. In contrast, Participant 5, unsure about how to manipulate the Firefox cache files, opted to delete the relevant ones instead.

6. Discussion and reflection

This section revisits the research questions in light of our findings. To generalize our results, we also discuss the technical aspects identified that affect the tamper resistance of specific artifacts.

6.1. Adversary's perspective

RQ1: What strategies do adversaries employ in planning and executing tampering with the temporal order of events? When tasked with swapping two events, we observed that all participants adopted the same strategy: deciding on a reference event and using it as a pivot point to re-order the other event. The sequence of manipulations in re-ordering this unfixed event appeared to be closely related to the placement of each connected artifact within the hierarchical layers of the software architecture. Artifacts located at the application level were given the highest priority. As illustrated in Figures 2a and 2b, only a few participants manipulated traces in the lower layers along this hierarchy, which from a forensic perspective, is highly promising. Despite planning, several participants encountered unexpected technical difficulties during their manipulation process or they reported various factors influencing their ability to tamper with certain artifacts. Those are either

inherent to the intrinsic nature of the targeted artifact, such as its complexity, or the environment in which the artifact resides (operating system, settings), e.g., the availability of tools in that environment to facilitate the manipulation. Consequently, their strategies required several adjustments while performing the tampering task.

RQ2: How do adversaries deal with (new) traces stemming from their manipulations? During the tampering task, participants employed three different approaches: *clandestine*, *tampering-focused*, and a *mixed* approach. Of these, the mixed approach is the most sophisticated, where participants not only anticipated the creation of second-order traces but also recursively removed the traces of their deeds. In contrast, some participants considered the removal of these traces practically impossible and chose not to attempt it. This appeared to be a never-ending conflict of goals between the manipulation of first-order traces (those associated with the event to re-order) and reducing the generation of $n + 1$ -order traces originating from the manipulation process itself. The participants also faced unexpected practical or technical challenges that forced them to adjust their strategy and affected their ability to create "perfect forgeries". In fact, as it is particularly difficult to maintain a comprehensive overview of all newly created traces on a running system, and attempting to manipulate every subsequent trace can become an endless endeavor, creating perfect forgeries might be hardly possible.

So, even if adversaries are good at covering their tracks, there may still be artifacts revealing tampering. Already with first-order traces, which are the primary focus of the manipulation, an examiner may be able to detect the tampering. For example, many tools leave discernible patterns in timestamps that may facilitate the detection of their usage (Galhuber and Luh, 2021). If the adversary is unaware of their existence or because they are constrained by a short tampering budget, they may even not consider attempting to remove them. The detection of active tampering can also occur in every subsequent iteration of second-order, third-order traces, and so forth. In addition, tampering may generate inconsistencies in the manipulated data structures, increasing the likelihood that manipulations will be detectable. While our tampering task focused on low/medium-skilled participants (which is probably the most common user group that local authorities investigate), the World Anti-Doping Agency v. Russian Anti-Doping Agency case (World Anti-Doping Agency, 2020) has shown that even nation-state attackers leave such traces of their actions.

6.2. Artifacts

RQ3: What makes an artifact more difficult to tamper with compared to another? Our study suggests that several artifacts are more "tamper-proof" compared to others based on the technical challenges and difficulties faced by our tamperers: (1) the correlation with remotely stored information, maintaining internal artifact consistency and

the volume of linked artifacts (defined in Section 3.2 and combined here as a *implicit time information* factor), as well as additional challenges that were extracted from the documentation such as (2) the placement in the abstraction layers (see Section 4.1), (3) the existence of integrity checks, (4) the assigned permissions, (5) encryption, and (6) the availability of software to edit artifacts on the system (further detailed in the next section). These technical aspects are complemented by soft factors such as perception or knowledge which depend on the experience and sophistication of an adversary.

As artifacts differ in their suitability to be manipulated, this means that they have special features (or factors) that make them easy or difficult to manipulate. These factors need to be examined in more detail in the future but will be dealt with briefly in the following section.

6.3. From tamper-proof to resistance factors

An adversary may (or may not) choose to tamper with an artifact for a variety of reasons, such as familiarity, perceived difficulty, or technical complexity. This section focuses on the latter and discusses aspects that prompted study participants not to make changes. The aim is to identify general factors related to artifacts that impact their resistance to manipulation. A more detailed discussion of this topic is presented by [Vanini et al. \(2024b\)](#).

Permissions: Various operations on Windows are protected via User Account Control (UAC) and require Administrator privileges. Consequently, one factor is the level of permissions required to modify an artifact. Of course, this needs to be considered in the context of a specific user. On many system configurations, including the one in this study, the user is an Administrator of the system in question. Therefore, in many cases, the UAC interface presents little barrier to accessing the protected files, other than clicking ‘Allow’. On the other hand, running a command as Admin may trigger other events or be logged.

Integrity checks: An artifact might have embedded mechanisms used to verify that data has not been altered or corrupted. For example, email signatures are generated over the content of the email, which may include time information. Modifying this information may result in an invalid signature and trigger suspicion. This becomes even more challenging when monitoring systems such as `auditd` (Linux) are used.

Software availability: Manipulations require some sort of tool, which may be a text editor, `regedit` (both available on most Windows systems), or more specialized tools such as a hex editor or database modification tool. New tools may require an installation creating artifacts of their existence. Some may qualify as anti-forensics tools according to [Conlan et al. \(2016\)](#) while others may be less suspicious. If no tool is available, an adversary may have to reverse engineer an artifact,

which requires sophisticated knowledge. For example, utilizing knowledge of the structure of the event log file, the NSA developed the `DanderSpritz` module called `EventLogEdit`, which modifies integrity checks in event logs to hide manipulations.

Placement within the software stack: This factor refers to the level at which an artifact or process is positioned within the hierarchical layers of software architecture. We believe that this impacts the modification or accessibility of an artifact, as discussed in Section 6.1.

Implicit timing information: In addition to timestamps, manipulations may lead to logical inconsistencies within an artifact. For instance, a database appends new entries at the end with an increasing ID which means potential timestamps in a column should also increase. This implicit timing information may not necessarily be known to the tamperer and can now be integrated into digital forensic timelines ([Dreier et al., 2024](#)). In addition, implicit time information may also be evidence that cannot be controlled due to its residence on an external source. An example would be an Email that is sent by someone and travels through various servers.

Encryption/format: The artifact requiring manipulation may be in a proprietary format or even encrypted (this is related to software availability) impeding a modification. Considerations include the type of encryption software implementation, as well as whether the keys are available, recoverable, or not.

The possibility of evidence tampering should be considered during the investigation, encouraging examiners to look for inconsistencies. The factors presented here have an immediate impact on the tamper resistance of traces and, hence, offer a vast potential to improve the detectability of tampering because they provide clear guidance in determining the reliability of artifacts and the likelihood of them being changed. Given that adversaries have a finite amount of resources leading to a confined *tampering budget*, they will likely fail to produce perfect forgeries.

Detecting the act of tampering constitutes one aspect of the problem. Confronted with conflicting information, it becomes a complex endeavor for examiners to correctly reconstruct the sequence of events. To help investigators evaluate artifacts that contain such discrepancies, the C-Scale (‘Strength of Evidence scale’) can be used ([Casey, 2020](#)). It includes two core elements: the number of sources that agree *and* their resistance to tampering (e.g., according to the C-Scale, the strength of evidence is higher when multiple and independent sources agree and these sources are tamper proof/more difficult to tamper with). Our work proposed some first tamper resistance factors which may be used to classify and interpret artifacts.

7. Conclusion

As outlined in the introduction, there is great interest in concealing crime. One way to do this is to tamper with digital traces afterwards. This tampering poses a significant threat to the reliability of digital investigations, especially forensic event reconstruction. Our user study sheds light on previously unexplored aspects of live system tampering. Through a user study involving 10 graduate students tasked with swapping two past events, we identified a general tampering strategy which is to decide on one event that would act as a pivot point to re-arrange the other event. We also concluded that manipulations generate new traces that need to be hidden or manipulated as well, resulting in an endless cycle of manipulations. Compared to dead tampering, this conflict of goals between tampering and removing the traces of tampering increases the difficulty of creating perfect forgeries. Furthermore, we generalized our results and derived factors that influence the tamper resistance of artifacts, such as embedded integrity checks and the artifact placement within the software stack. These factors are preliminary and need more discussion, however, they guide practitioners about the reliability of an artifact especially if two contradicting artifacts are found. We believe that the qualitative findings from our study on live tampering will improve the understanding of criminal efforts to conceal crime and aid in the interpretation as well as reconstruction of crimes.

Use of AI writing assistance

At least one author of this paper used ChatGPT-4 and the Grammarly plugin to assist in correcting typographical and grammatical errors and refining the phrasing of certain sentences. All recommendations were thoroughly evaluated and modified when needed before being integrated into this paper.

Acknowledgments

We wish to thank the students from the course on “Advanced Forensic Computing” at FAU for their participation. The authors also thank Linus Düsel for the preparation of the tampering task. This work was supported by Deutsche Forschungsgemeinschaft (DFG, German Research Foundation) as part of the Research and Training Group 2475 “Cybercrime and Forensic Computing” (grant number 393541319/GRK2475/2-2024).

CRedit authorship contribution statement

Céline Vanini: Conceptualization, Methodology, Investigation, Writing - Original draft, Writing - Review & Editing. **Jan Gruber:** Conceptualization, Writing - Original

draft, Writing - Review & Editing, Visualization. **Christopher J. Hargreaves:** Conceptualization, Methodology, Supervision, Writing - Review & Editing. **Zinaida Benenson:** Methodology, Supervision, Writing - Review & Editing. **Felix Freiling:** Conceptualization, Funding Acquisition, Methodology, Supervision, Writing - Review & Editing. **Frank Breiting:** Conceptualization, Methodology, Supervision, Writing - Review & Editing.

Declaration of interest

The authors declare that they have no known competing financial interests or personal relationships that could have appeared to influence the work reported in this paper.

References

- Caloyannides, M., 2003. Digital “evidence” and reasonable doubt. *IEEE Security & Privacy* 1, 89–91. URL: <http://dx.doi.org/10.1109/msecp.2003.1266366>, doi:10.1109/msecp.2003.1266366.
- Carrier, B.D., 2003. Defining digital forensic examination and analysis tool using abstraction layers. *Int. J. Digit. Evid. 1*. URL: <http://www.utica.edu/academic/institutes/ecii/publications/articles/A04C3F91-AFBB-FC13-4A2E0F13203BA980.pdf>, doi:10.1109/32.588541.
- Casey, E., 2020. Standardization of forming and expressing preliminary evaluative opinions on digital evidence. *Forensic Science International: Digital Investigation* 32, 200888. URL: <https://www.sciencedirect.com/science/article/pii/S1742287619303147>, doi:10.1016/j.fsidi.2019.200888.
- Chisum, W.J., Turvey, B.E., 2000. Evidence dynamics: Locard’s exchange principle & crime reconstruction. *Journal of Behavioral Profiling* 1, 1–15.
- Conlan, K., Baggili, I., Breiting, F., 2016. Anti-forensics: Furthering digital forensic science through a new extended, granular taxonomy. *Digital Investigation* 18, S66–S75. URL: <https://www.sciencedirect.com/science/article/pii/S1742287616300378>, doi:10.1016/j.diin.2016.04.006.
- Dreier, L.M., Vanini, C., Hargreaves, C.J., Breiting, F., Freiling, F., 2024. Beyond timestamps: Integrating implicit timing information into digital forensic timelines. *Forensic Science International: Digital Investigation* 49, 301755. URL: <https://www.sciencedirect.com/science/article/pii/S266628172400074X>, doi:<https://doi.org/10.1016/j.fsidi.2024.301755>. dFRWS USA 2024 - Selected Papers from the 24th Annual Digital Forensics Research Conference USA.
- Freiling, F., Hösch, L., 2018. Controlled experiments in digital evidence tampering. *Digital Investigation* 24, S83–S92. URL: <https://linkinghub.elsevier.com/retrieve/pii/S1742287618300434>, doi:10.1016/j.diin.2018.01.011.
- Gallhuber, M., Luh, R., 2021. Time for Truth: Forensic Analysis of NTFS Timestamps, in: *Proceedings of the 16th International Conference on Availability, Reliability and Security, Association for Computing Machinery, New York, NY, USA*. pp. 1–10. doi:10.1145/3465481.3470016.
- Garfinkel, S., 2007. Anti-forensics: Techniques, detection and countermeasures, in: *2nd International Conference on i-Warfare and Security*, pp. 77–84.
- Harris, R., 2006. Arriving at an anti-forensics consensus: Examining how to define and control the anti-forensics problem. *Digit. Investig.* 3, 44–49. URL: <https://doi.org/10.1016/j.diin.2006.06.005>, doi:10.1016/j.diin.2006.06.005.
- Lim, B., 2021. nTimetools. URL: <https://github.com/limbenjamin/nTimetools>.
- Lin, X., 2018. *Introductory Computer Forensics: A Hands-on Practical Approach*. Springer International Publishing. doi:10.1007/978-3-030-00581-8.

- Manjoo, F., 2001. Unix tick tocks to a billion. Wired URL: <https://www.wired.com/2001/09/unix-tick-tocks-to-a-billion/>.
- Marrington, A., Baggili, I., Mohay, G., Clark, A., 2011. Cat detect (computer activity timeline detection): A tool for detecting inconsistency in computer activity timelines. Digital Investigation 8, S52–S61. URL: <https://www.sciencedirect.com/science/article/pii/S1742287611000314>, doi:<https://doi.org/10.1016/j.diin.2011.05.007>. the Proceedings of the Eleventh Annual DFRWS Conference.
- MITRE ATT&CK, 2020. Mitre att&ck v15.1, indicator removal: Timestomp. URL: <https://attack.mitre.org/versions/v15/techniques/T1070/006/>.
- Moch, C., 2015. Automatisierte Erstellung von Übungsaufgaben in der digitalen Forensik. Ph.D. thesis. University of Erlangen-Nuremberg. URL: <https://d-nb.info/1068781181>.
- Mohamed, A., Khalid, C., 2019. Detection of Timestamps Tampering in NTFS using Machine Learning. Procedia Computer Science 160, 778–784. URL: <https://www.sciencedirect.com/science/article/pii/S1877050919317119>, doi:[10.1016/j.procs.2019.11.011](https://doi.org/10.1016/j.procs.2019.11.011).
- Neale, C., 2023. Fool me once: A systematic review of techniques to authenticate digital artefacts. Forensic Science International: Digital Investigation 45, 301516. URL: <https://www.sciencedirect.com/science/article/pii/S2666281723000173>, doi:[10.1016/j.fsidi.2023.301516](https://doi.org/10.1016/j.fsidi.2023.301516).
- Palmbach, D., Breiting, F., 2020. Artifacts for Detecting Timestamp Manipulation in NTFS on Windows and Their Reliability. Forensic Science International: Digital Investigation 32, 300920. doi:[10.1016/j.fsidi.2020.300920](https://doi.org/10.1016/j.fsidi.2020.300920).
- Saldaña, J., 2021. The coding manual for qualitative researchers. sage.
- Sanchirico, C.W., 2004. Evidence tampering. Duke Law Journal 53, 1215–1336.
- Schneider, J., Wolf, J., Freiling, F.C., 2020. Tampering with digital evidence is hard: The case of main memory images. Digit. Investig. 32 Supplement, 300924. URL: <https://doi.org/10.1016/j.fsidi.2020.300924>, doi:[10.1016/J.FSIDI.2020.300924](https://doi.org/10.1016/J.FSIDI.2020.300924).
- Strom, B.E., Applebaum, A., Miller, D.P., Nickels, K.C., Pennington, A.G., Thomas, C.B., 2020. MITRE ATT&CK: Design and philosophy. Technical Report MP180360R1. The MITRE Corporation.
- Vanini, C., Gruber, J., Hargreaves, C., Benenson, Z., Freiling, F., Breiting, F., 2024a. Guidelines and questionnaires for a user study on live timestamp tampering in digital forensic event reconstruction. doi:<https://doi.org/10.48557/ydrk-qa98>. (Version 1.0).
- Vanini, C., Hargreaves, C., Breiting, F., 2024b. Evaluating tamper resistance of digital forensic artifacts during event reconstruction. doi:[10.48550/arXiv.2412.12814](https://doi.org/10.48550/arXiv.2412.12814), arXiv:[2412.12814](https://arxiv.org/abs/2412.12814).
- Willassen, S.Y., 2008. Finding evidence of antedating in digital investigations, in: Proceedings of the 2008 Third International Conference on Availability, Reliability and Security, IEEE Computer Society, USA. p. 26–32. URL: <https://doi.org/10.1109/ARES.2008.149>, doi:[10.1109/ARES.2008.149](https://doi.org/10.1109/ARES.2008.149).
- World Anti-Doping Agency, 2020. Cas 2020/o/6689 world anti-doping agency v. russian anti-doping agency. https://www.tas-cas.org/fileadmin/user_upload/CAS_Award_6689.pdf.

A. Tampering task

The following case scenario and task were given to the students:

Albert A. is accused of the illegal possession of “rhinoceros” images. In November 2023, the police seized his computer in his home and found several rhino images. Albert A. uses his computer at home for private purposes. Albert A. claims that he came across these images by accident, not knowing that they were illegal. In contrast, the prosecution claims that Albert A.

Table 2

Catalog of Windows artifacts derived from Plaso parsers.

Layers	Sources
Application	Files internal metadata Firefox cache files Firefox cookies Firefox history and downloads database Microsoft Edge cache files Microsoft Edge history and downloads database OneDrive synchronization logs Thunderbird Inbox file Thunderbird Global database
OS	Amcache (registry) Bam (registry) Jumplists LNK files OpenSavePIDMRU / LastVisitedPIDMRU (registry) Prefetch files setupapi.dev.log Shellbags (registry) ShimCache (registry) USB/USBSTOR (registry) UserAssist (registry) Windows Event Logs Windows timeline database
File system	\$LogFile \$MFT \$RECYCLE.BIN \$USNjrn1

knew that rhino images were illegal before he downloaded the images.

You are given the full computer (shut down virtual machine) of Albert A.’s computer after actions $E_1 - E_4$ have been finished. After completing E_3 , Albert A. thinks that sequence $E_1 - E_2 - E_3$ does not look good. He wants to switch actions E_2 and E_3 . Play the role of Albert A. Boot the system and manipulate the computer such that “it looks as if” E_3 happened before E_2 . Results will be analyzed by experts assessing the sequence of actions E_1 , E_2 , and E_3 .

B. Windows 10 forensic artifacts

Before designing the questionnaire, we compiled a list of relevant, existing Windows 10 artifacts based on the *Log2Timeline/Plaso* documentation. This included artifacts within the registry and other user application or OS-related artifacts such as LNK files or the \$RECYCLE.BIN. In addition, we added several artifacts that we deemed relevant but are currently not considered by Plaso such as Thunderbird’s Inbox file and Global database (email index system). The complete list can be found below in Table 2.