

SAFE-MEME: Structured Reasoning Framework for Robust Hate Speech Detection in Memes

Palash Nandi
IIT Delhi
Department of Electrical Engineering
palash.nandi@ee.iitd.ac.in

Shivam Sharma
IIT Delhi
Department of Electrical Engineering
shivam.sharma@ee.iitd.ac.in

Tanmoy Chakraborty
IIT Delhi
Department of Electrical Engineering
tanchak@iitd.ac.in

Memos act as cryptic tools for sharing sensitive ideas, often requiring contextual knowledge to interpret. This makes moderating multimodal memes challenging, as existing works either lack high-quality datasets on nuanced hate categories or rely on low-quality social media visuals. Here, we curate two novel multimodal hate speech datasets, MHS and MHS-Con, that capture fine-grained hateful abstractions in regular and confounding scenarios, respectively. We benchmark these datasets against several competing baselines. Furthermore, we introduce SAFE-MEME (Structured reAsoning FramEwork), a novel multimodal Chain-of-Thought-based framework employing Q&A-style reasoning (SAFE-MEME-QA) and hierarchical categorization (SAFE-MEME-H) to enable robust hate speech detection in memes. SAFE-MEME-QA outperforms existing baselines, achieving an average improvement of approximately 5% and 4% on MHS and MHS-Con, respectively. In comparison, SAFE-MEME-H achieves an average improvement of 6% in MHS while outperforming only multimodal baselines in MHS-Con. We show that fine-tuning a single-layer adapter within SAFE-MEME-H outperforms fully fine-tuned models in regular fine-grained hateful meme detection. However, the fully fine-tuning approach with a Q&A setup is more effective for handling confounding cases. We also systematically examine the error cases, offering valuable insights into the robustness and limitations of the proposed structured reasoning framework for analyzing hateful memes.¹

1. Introduction

In today's dynamic digital landscape, memes serve as powerful tools for expressing ideas and emotions but can also covertly propagate harmful content. Their blend of visual and textual elements presents unique challenges for analysis and detection. A key difficulty lies in unraveling the complex factors that contribute to the computational assessment of hate content in memes (Cao et al. 2023a,b). As illustrated in Figure 1, visual and verbal cues in a given meme might exhibit harmless intent when considered in isolation. Still, when jointly reviewed, the meme harms the targeted community. As shown in this example, they implicitly contain subtle elements like *sarcasm* and *irony* to encode hate speech. Hence, addressing the memetic obscurity via

¹ CAUTION: Potentially sensitive content included; viewer discretion is requested.

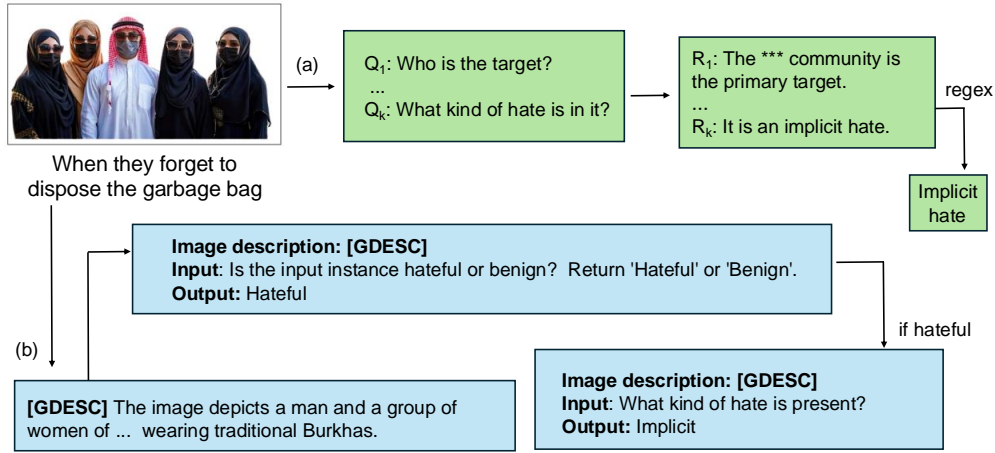


Figure 1

The demonstration of our proposed Chain-of-Thought-based structured reasoning framework for fine-grained hate speech detection in memes (SAFE-MEME) via (a) *Q&A-style* reasoning (SAFE-MEME-QA), and (b) *Hierarchical* categorization (SAFE-MEME-H). Given a meme, the proposed variant SAFE-MEME-QA sequentially generates a series of relevant questions-answers while the other proposed variant SAFE-MEME-H opts for a two-level classification approach based on a detailed visual description ([GDESC]), before the final inference.

a systematic deconstruction process that coalesces meaning from various abstraction layers is imperative. Our findings indicate promising outcomes when Chain-of-Thought reasoning-based structured approaches are implemented via *Q&A-style* intermediate reasoning and hierarchical categorization.

Existing Vision Language Models (VLMs) face key limitations, including struggles with reasoning over implicit content, multimodal integration and out-of-domain cultural affinity, often focusing on surface-level features. They also rely heavily on prompt engineering and underperform compared to specialized traditional classifiers in domain-specific tasks (Van and Wu 2023; Bui, von der Wense, and Lauscher 2024). As a result, they fail to adequately capture the implicit context embedded within the visual-linguistic interplay in memes. Additionally, the sub-optimal contextual and background knowledge and multimodal integration limit their ability to reason effectively across different modalities (Lin et al. 2023).

In response to these challenges, we introduce two novel datasets, MHS and MHS-Con, designed to capture complex hateful abstractions in standard and confounding meme formats and a two-fold solution that implements structured reasoning towards hate speech identification. Our approach (SAFE-MEME) primarily adapts a multimodal Chain-of-Thought reasoning-based framework (Zhang et al. 2023b) via two approaches. First, SAFE-MEME-QA enhances multifaceted reasoning through intermediate question-answer-based steps (dubbed the *Q&A-style reasoner*). This module significantly improves through reasoning and inference capabilities, achieving notable performance gains of 5% and 4% on the MHS and MHS-Con datasets, respectively, over existing baselines and providing critical insights into the robustness and limitations of memetic reasoning techniques in complex scenarios. The other variant, SAFE-MEME-H, opts for a hierarchical classification approach: first, it determines whether the content is hateful or not; if it is hateful, it further classifies it as either implicit or explicit.

Overall, our contributions can be highlighted as *five* key components²:

1. Introduction of two novel multimodal datasets: MHS, and MHS-Con with high-quality memes for benchmarking fine-grained hate speech detection and a challenging evaluation.
2. Proposal of a novel multimodal framework employing structured reasoning, SAFE-MEME, for hate content prediction in memes.
3. Establishment of a performance benchmark comparing SAFE-MEME-QA and SAFE-MEME-H against multiple baselines on both datasets.
4. An ablation study for both SAFE-MEME-QA and SAFE-MEME-H in terms of intra-variant performance comparison.
5. Provision of qualitative evaluation and detailed error analysis.

2. Related Work

We present a brief overview of key studies on memetic harmfulness, visual question answering, multimodal LLMs, and their implications on meme analysis. Most of the studies exploring memetic characteristics attempt to address the tasks of broader category identification and contextualization in isolation; however, only a few examine the model’s capability to detect implicit, fine-grained hateful expressions in memes and even fewer via multimodal contextualization.

Literature on Memetic Studies. Various shared-tasks on meme analysis focused on semantic roles for entities (Prakash, Hee, and Lee 2023; Sharma et al. 2022b), affective characterization (Sharma et al. 2020), and detecting hate speech within memes (Kiela et al. 2020; Zhou, Chen, and Yang 2021). Most of them explored approaches like fine-tuning of UNITER, Visual BERT (Chen et al. 2020; Li et al. 2019), and dual-stream architectural setup (Tan and Bansal 2019; Zhou et al. 2020; Lu et al. 2019; Sandulescu 2020; Muennighoff 2020). Additional studies focused on issues such as anti-semitism, propaganda, and harmfulness (Sharma et al. 2022a; Prakash, Hee, and Lee 2023; Suryawanshi and Chakravarthi 2021; Pramanick et al. 2021; Dimitrov et al. 2021). In contrast, other studies investigate multimodal corroboration, narrative-framing contextualization (Sharma et al. 2023), along with affective assessment of memes with hate speech (Hee, Chong, and Lee 2023; Cao et al. 2022; Chen et al. 2023b). However, limitations posed by their annotation schemas and quality impede the scope for systematic exploration.

Image-based Visual Question Answering (VQA). In the context of VQA, Antol et al. (2015) presented foundational findings focused on non-restrictive questions with valid answers. Subsequent studies established various approaches, such as joint image and question representation for answer classification (Antol et al. 2015). Other research examined modality-based cross-interactions utilizing diverse weighting strategies, including hard-attention, soft-attention, and co-attention (Malinowski et al. 2018; Anderson et al. 2018; Lu et al. 2016). LXMERT (Tan and Bansal 2019) and UpDn (Anderson et al. 2018) leverage non-linear mappings and VQA-fine-tuned Transformers, simultaneously processing language priors (Zhu et al. 2021; Clark, Yatskar, and Zettlemoyer 2019). Additionally, significant progress ensued towards integrating common-sense reasoning (Marino et al. 2019; Wu et al. 2017, 2016; Zellers et al. 2019).

Large Vision Language Models. The emergence of LLMs like LLaMA (Touvron et al. 2023), ChatGPT (OpenAI 2022), Vicuna (Chiang et al. 2023), Bard (GoogleAI 2023) and GPT-4 (OpenAI 2023) has driven significant progress in NLU-based reasoning, with a growing focus on multimodal

² The source codes and datasets have been made public at <https://github.com/PaIGitts/SAFE-MEME>.

**General description**

This image depicts a scene of enslavement in terms of farming, illustrating the oppression of individuals of color under the authority of a white man.

Question-Answer pairs:

Question: Who is the target in this context?

Answer: The people of African-American community.

...

Question: What kind of hate is present in this context?

Answer: Implicit hate.

Figure 2


An illustration of annotations in the MHS dataset. Each instance is associated with a hatefulness label – explicit, implicit, or benign, along with augmented information like *general description* and *Q&A*. The *general description* describes important attributes of the entities as well as the inter-entity relationships. Additionally, the context is expressed as a sequence of question and answer pairs in *Q&A* component.

augmentation in visual-linguistic tasks. Fusion-based *adapter* layers enhance LLM’s capabilities in multimodal applications like Q&A and conversational agents (Zhao et al. 2023; Gong et al. 2023; Zhu et al. 2023; OpenAI 2023; Liu et al. 2023a; Awadalla et al. 2023; Alayrac et al. 2022). Current large vision language models, including miniGPT-4 (Zhu et al. 2023), LLaVA (Liu et al. 2023a), and multimodalGPT (Gong et al. 2023), struggle with interpreting nuances such as *sarcasm* and *irony* within the visual-linguistic incongruity of memes, and only deliver when the content expression is explicitly conveyed. Although some recent studies address meme-related tasks (Hwang and Shwartz 2023), they focus mainly on *multimodal grounding*-based captioning and Q&A setup. For broader and complex scenarios, these models face *hallucinations* and *pre-training biases* (Zhao et al. 2023).

The multimodal modeling and reasoning capacity offered by recent multimodal LLMs is very strong; however, they fall short on tasks involving fine-grained question answering and correspondingly concise explanation generation. Our effort in this work strives to advance the utility of existing multimodal neural frameworks while also leveraging the reasoning capability of LLMs (and their multimodal counterparts). Our study aims to enhance the ability of a model to detect hateful content in memes by deconstructing their multifaceted nature. We address these challenges by improving visual-semantic reasoning or generating rich visual information for subsequent stages.

3. Dataset

In this section, we describe the datasets’ characteristics, curation and statistical details. Existing datasets on hate classification constitute either low-quality heterogeneous multimedia data (Gomez et al. 2019) (although suggestive of the realistic distribution) or one that only has coarse-grained categorization (Kiela et al. 2020). To navigate these constraints, we introduce two new datasets – MHS, designed explicitly for benchmarking various competitive unimodal and multimodal models, and MHS-Con, exclusively intended to stress-test a given model. Each data instance in the MHS dataset is categorized with a corresponding hate label – explicit, implicit, or benign –based on its characteristics. Additionally, the dataset includes supplementary information, such as *Q&A details* and a *general description*, where relevant, to improve contextual understanding and applicability (c.f. Figure 2). In contrast, the main objective of MHS-Con is to develop a complex stress test,



Gold Label	Explicit Hate	Implicit Hate	Benign
Text	What's that burning? Oh, its my family.	And frankly I thought she should have stayed at home	It was a tragic fate.
Model	Outputs		
miniGPT4	Explicit Hate	Explicit Hate	Explicit Hate
miniGPT-v2	Explicit Hate	Implicit Hate	Implicit Hate
GPT-4o	Explicit Hate	Implicit Hate	Benign

Figure 3

An illustration of instances in the MHS-Con dataset. Each unique visual content is associated with three distinct variations of textual hate content – (a) explicit hate, (b) implicit hate, and (c) benign. Notice the given visual instance, when paired with text (a), (b), and (c), emerges as instances of explicit, implicit, and benign cases of hate speech, respectively, in memes. Also shown is a comparison of the category prediction by a closed-source (GPT4-o) and two open-source (miniGPT4 and miniGPT-v2) large VLMs.

reflecting the nuances required for memetic analysis. Each instance has *three* paraphrased versions reflected by the explicit, implicit, or benign forms of hate, conditioned on the same visual but different textual content (c.f. Figure 3). Here, we also demonstrate the limitations of the existing closed/open-source large VLMs. As can be observed from Figure 3, GPT-4o (a closed-source model) correctly labels all three variations. In contrast, the open-source models struggle to identify the forms of hate (or the absence of it), hence offering a fair evaluation framework.

3.1 Dataset Curation

Here, we discuss the data collection process, annotation and statistical perspective for the MHS and MHS-Con datasets.

Data Collection and Deduplication

We collected memes for the MHS dataset using the *Google Image search*. Initially, we used key phrases such as *hateful memes*, *toxic memes*, and *dark-humour memes* to collect relevant memes. After reviewing the prominent presence of hateful content on some particular protected groups or historical events, we opted for a focused search with selected hateful keywords such as ‘Islamophobic Memes’, ‘Holocaust Trivialization Memes’, or ‘Memes featuring people of diverse ethnic backgrounds’, etc. We used a web extension³ to collect memes in batches. We further web-scraped platforms⁴ to expand our meme collection. This is followed by deduplication⁵ and filtering low-resolution meme images, typically characterized by a minimum dimension of 220×319 . We identified *nine* categories of protected groups in the MHS dataset. Table 1 illustrates the common keywords or phrases associated with each category. Keywords are collected from

³ <https://download-all-images.mobilefirst.me>

⁴ Instagram, and Reddit

⁵ <http://github.com/arsenatar/dupeguru>

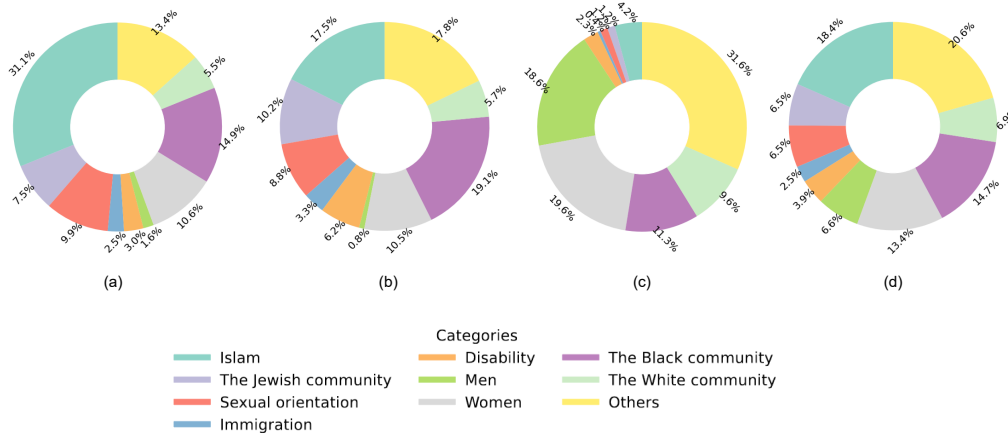


Figure 4

An illustration of the counts (expressed as a percentage) of the various protected groups in the MHS dataset. The distribution of the protected groups is presented in *four* distinct setups when considering the instances of (a) explicit, (b) implicit, (c) benign and (d) all categories together.

observations made during the preliminary annotation phases. Figure 4 illustrates the distribution of hate by categories for four different setups. According to the observation, the hate against people of diverse ethnic backgrounds (referred to as *black people*) and women dominates others by a large margin. Upon closer inspection, it is noticeable that the hate against the black community, the Jewish community, and women are prominently represented in the implicit form; it implies that hate against the African-American and Jewish communities is dormant. In contrast, the hate for Islam is more explicit.

As shown in Table 2, the MHS dataset consists of 3,343 instances, including 795 explicit, 753 implicit, and 685 benign memes, with 2,233 memes used for training, 305 for validation, and 805 for testing. We maintain the exact definition of hate speech to annotate and collect 409 explicit, 420 implicit, and 409 benign memes – a total of 1,238 memes for the MHS-Con dataset.

The primary motivation behind the creation of MHS-Con is to provide a rigorous stress test for fine-grained multimodal hate speech detection models for memes. Each instance has *three* paraphrased versions of hate conditioned on the same visual content (c.f. Figure 3). Initially, around 70 distinct memes from each hate category were randomly selected from MHS. Then, we fed the available text from each selected meme into *zephyr-7b-alpha* as a *k*-shot prompt for paraphrasing. Subsequently, relevant visual content was gathered from the web and combined with each paraphrased text using Canva⁶, a web-based visual graphic editing platform. It is important to note that MHS and MHS-Con contain no user information. All memes in our datasets were sourced from publicly accessible web pages, with no known copyright issues preventing their use for research purposes.

Annotation Guidelines

In general, the content of a meme is labelled as “explicit” if it contains hateful words or phrases. Most memes classified under the “implicit” hate category do not overtly exhibit hate at the surface, although it can be recognized through careful analysis and interpretation with relevant background knowledge. A meme is labelled as “benign” (or *non-hate*) if it does not exhibit any form of

⁶ <https://www.canva.com>

Table 1
Common phrases or keywords for various protected groups in the MHS dataset.

Protected Categories	Keywords
Islam	Islam, Prophet, Sheikh, Quran, hijab, burkha, burqa, Allah, Muhammad, Moslem, Buslim
The African-American community	Black, nigger, nigga, African, ape, Gorilla, slave, Cotton African-American, monkey
The Jewish community	Adolf, Hitler, Anne, Frank, Jew, camp, gas, Nazi, Semitism, Poland, polish, concentration, bake, oven
The people with mental and physical disability	Disable, down, autistic, autism, midget, mental, disorder, mute, blind, syndrome, deaf, amputee, dwarf
The women in general	Woman, women, girl, female, misogyny, pussy, prostitute, babe, blonde, dishwasher, sandwich, blowjob, bj
Sexual orientation	Trans, gay, lesbian, homosexual, homo, sexuality, twisted sex, LGBT, tranny, queer
Immigration	Immigration, Mexico, Mexican, Hispanic, refugee, xenophobia
White community	crack, caucasian
Miscellaneous	Hinduism: India, Hindu, Christianity: Jesus, Christ, Church, pope

Table 2
The statistical details of MHS. It is annotated with an enriched visual description and Q&A pairs for each instance.

Split	Explicit	Implicit	Benign	Total
Train	795	753	685	2233
Validation	100	100	105	305
Test	247	293	265	805
Total	1142	1146	1055	3343

hostility towards any protected group, either implicitly or explicitly. In addition, we attempt to provide a comprehensive description of the image containing intricate visual information and a set of relevant question-answer pairs essential to exploring the context. During the annotation process, it was observed that pre-trained models frequently tend to overlook critical details related to the entities. For example, when `lava-v1.5-13b` is prompted to describe the image presented in Figure 2, it generates the following output: *This image depicts a group of individuals engaged in agricultural activities along the riverside.* However, it ignores the description of several critical visual elements essential for understanding the context of the meme. At this point, manual supervision is utilized to refine and integrate critical details into the previously generated description, resulting in the following revised narrative: *The image depicts a scene of forced labour in an agricultural field, highlighting the oppression of individuals of colour under the control of a white man.*

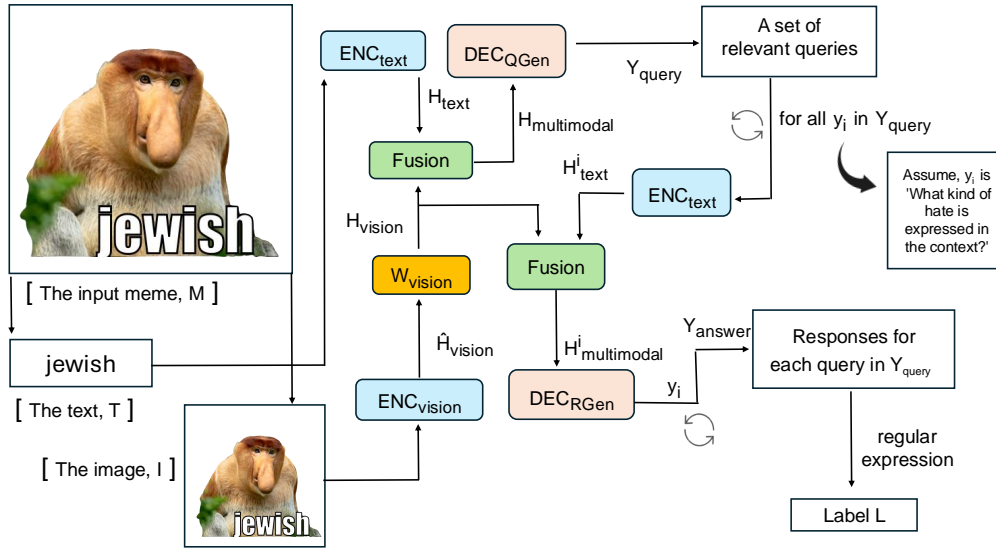


Figure 5

Architectural details of SAFE-MEME-QA. Phase 1: Encoders – textual (T5-base) and visual (ViT) generate a multimodal signal via gated fusion, serving as input to the T5-base decoder (DEC_{QGen}) to generate questions, Y_{query} . Phase 2: A fused multimodal signal is fed to another T5-base decoder (DEC_{RGen}) for each question $y_i \in Y_{query}$ to generate responses, Y_{answer} . The hate label L of meme M is identified via a regular expression.

4. Proposed Methodology: SAFE-MEME

This section explains the architecture of our proposed framework, SAFE-MEME, for both Q&A-style reasoning-based and hierarchical variants. SAFE-MEME accepts a meme M , comprising an image I and an overlaid text T as input and is expected to generate textual label L , determining whether the provided meme contains hateful content. Inspired by multimodal Chain-of-Thought (MM-CoT) reasoning (Zhang et al. 2023c), SAFE-MEME adds on by incorporating specialized structured reasoning (SAFE-MEME-QA) or hierarchical reasoning based on rich visual descriptions (SAFE-MEME-H) through its variants. The first variant, SAFE-MEME-QA follows a two-stage implementation of CoT methodology, which is also observed to be optimal in (Agarwal et al. 2024). The configuration consists of two sequential stages: (i) generation of relevant queries and (ii) answer inference. In the initial stage, SAFE-MEME-QA processes a meme M , comprising the input text T and image I , to generate a set of relevant queries. In the second stage, each query is input to retrieve a contextually relevant response. In comparison, the two-stage setup for SAFE-MEME-H consists of (i) the generation of fine-grained contextual descriptions and (ii) hierarchical classification. In the first stage, SAFE-MEME-H requires a meme M as input, comprising the input text T and image I to generate a detailed visual description that constitutes salient attributes of visual subjects. Later, it is used in hierarchical classification.

4.1 Architecture of SAFE-MEME-QA

As shown in Figure 5, the two-staged pipeline for SAFE-MEME-QA is characterized by the format and type of their inputs and outputs. Since the primary aspect being explored in this variant is the quality of the intermediate reasoning of the MM-CoT-based approach, we propose a

novel intermediate *Q&A-style reasoner*, which constitutes a series of relevant questions, Y_{query} conditioned on the input M . As a follow-up to this, the second stage is responsible for extracting the answer for each of the questions $y_i \in Y_{query}$ resulting in Y_{answer} . Below, we describe each of these modular steps in detail.

Stage 1 - Relevant Question Generation

The first stage of SAFE-MEME-QA requires the textual and visual information pair, i.e., I and T as inputs and outputs a series of relevant questions Y_{query} in order to *deconstruct* the typically obscure contextual information within memes. The textual input T and the vision input I are transformed into features using a text encoder and a vision encoder, respectively. We use the encoder part of T5-base (Raffel et al. 2020) as the text encoder, ENC_{text} to encode T (c.f. Eq. 1). It returns the hidden states of the last layer as encoded textual features, $H_{text} \in \mathbb{R}^{n \times d}$ where n is the token length and d is the dimension of the hidden states of the T5-base encoder:

$$H_{text} = ENC_{text}(T) \quad (1)$$

The vision transformer, ViT (Dosovitskiy et al. 2020) (ENC_{vision}) is employed to encode the patch level visual information, $H_{vision} \in \mathbb{R}^{p \times d}$ where p is the number of patches and d is the dimension of the patched embeddings. Later, H_{vision} is linearly projected to dimension \hat{d} from the previous dimension d , denoted by $\hat{H}_{vision} \in \mathbb{R}^{p \times \hat{d}}$ (c.f. Eq. 2) using a trainable weight W_{vision} in order to fuse with H_{text} :

$$\begin{aligned} H_{vision} &= ENC_{vision}(I) \\ \hat{H}_{vision} &= W_{vision} \cdot H_{vision} \end{aligned} \quad (2)$$

The correlation between the textual and visual information is obtained in the form of textually-conditioned visual features (H_{attn}) through a single-headed cross-attention (Vaswani et al. 2017), where query (Q) is conditioned on H_{text} , and key (K) and value (V) are conditioned on H_{vision} . Finally, the fused representation of text and visual information, $H_{multimodal}$ is obtained with a gated fusion mechanism (Zhang et al. 2023a,c) based on H_{text} and H_{attn} (c.f. Eq. 3):

$$\begin{aligned} \lambda &= \sigma(W_{text}^{fusion} \cdot H_{text} + W_{vision}^{fusion} \cdot H_{attn}) \\ H_{multimodal} &= \lambda \cdot H_{attn} + (1 - \lambda) \cdot H_{text} \end{aligned} \quad (3)$$

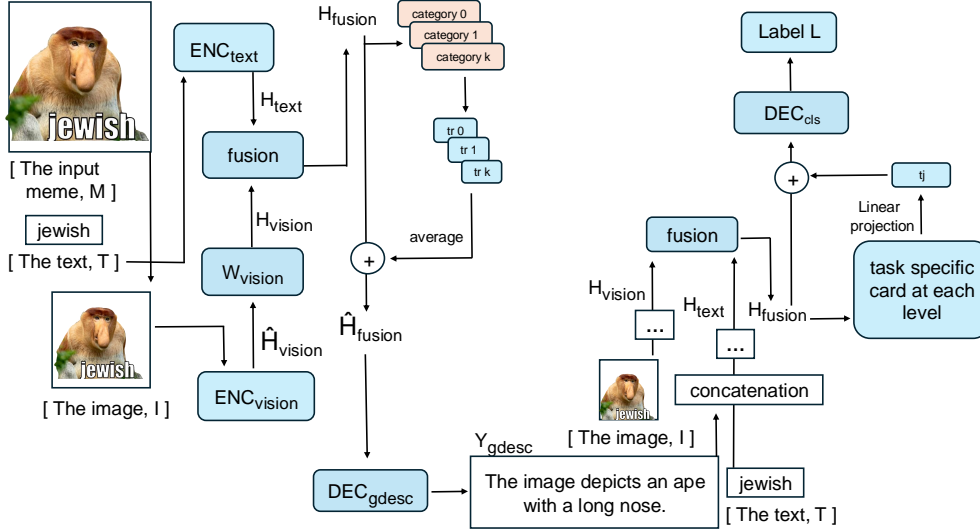
$H_{multimodal}$ is then fed to the decoder of T5-base, DEC_{QGen} and fine-tuned to generate relevant queries, $y_i \in Y_{query}$. We obtain the results by computing the probability of the text Y_{query} conditioned on T and I :

$$P(Y_{query} | T, I) = \prod_{i=1}^N P(y_i | T, I \text{ and } Y_{<i}) \quad (4)$$

Stage 2 - Response Generation

The second stage of the pipeline follows a similar setup. It aims to generate answers iteratively, y_{answer}^i for each of the questions $y_i \in Y_{query}$ w.r.t. M . Next, each question $y_i \in Y_{query}$ is encoded into a textual hidden representation, H_{text}^i using the encoder of T5-base (c.f. eq. 5).

$$H_{text}^i = ENC_{text}(y_i) \quad (5)$$

**Figure 6**

Architectural details of SAFE-MEME-H. Phase 1: Encoders - textual (T5-base) and visual (ViT) generate a multimodal signal via gated fusion, which further incorporates information from category-specific representations which serves as input to the T5-base decoder (DEC_{gdesc}) to avail a rich contextual description, Y_{gdesc} . Phase 2: A similar approach derives a multimodal signal via gated fusion, which collects additional information from Y_{gdesc} . Later, it serves as an input to the T5-base decoder (DEC_{cls}) to generate a label (based on the task-specific linear projector). In the first level of the hierarchy, the labels uncover whether a meme is hateful or benign, while in the later stages, it distinguishes between implicit and explicit hate.

H_{text}^i is then fused with the visual information, H_{vision} (see Eq. 2) in order to generate a single-headed, cross-attention-based representation, H_{attn}^i , where, H_{text}^i is used to condition the query (\hat{Q}) and the H_{vision} conditions the key and value, as performed previously. Later, the fused multimodal state, $\hat{H}_{multimodal}^i$ is formed w.r.t. each question y_i and H_{vision} (Eq. 6). Notice that the multimodal fused representation $\hat{H}_{multimodal}^i$ shares H_{vision} across the question-set Y_{query} but differs for each input question, y_i .

$$\begin{aligned} \gamma &= \sigma(W_{text}^{fusion} \cdot H_{text}^i + W_{vision}^{fusion} \cdot H_{attn}^i) \\ \hat{H}_{multimodal}^i &= \gamma \cdot H_{attn}^i + (1 - \gamma) \cdot H_{text}^i \end{aligned} \quad (6)$$

Finally, $\hat{H}_{multimodal}^i$ is fed to the decoder of T5-base, DEC_{RGen} and fine-tuned to generate the answer y_{answer}^i against the question $y_i \in Y_{query}$. We obtain y_{answer}^i by generating the likely label sequence, y_{answer}^i , conditioned on M i.e., I and T , as demonstrated in Eq. 4.

4.2 Architecture of SAFE-MEME-H

SAFE-MEME-H similar to the SAFE-MEME-QA is intended to generate a hatefulness label at the end and comprises a two-staged pipeline (c.f. Figure 6) characterized by the format, input types, output types and objectives. The optimal configuration of SAFE-MEME-H, as with the MM-CoT-based foundational configuration of SAFE-MEME-QA consists of two sequential stages but with a different

intermediate objective. The stages: (i) generation of rich visual description (Y_{gdesc}) involving important contextual cues (requires the input text T and image I) and (ii) hierarchical inference (requires Y_{gdesc} from the stage (i), T and I), define the configuration of SAFE-MEME-H.

Stage 1 - Contextual Description

The first stage of SAFE-MEME-H requires the textual and visual information pair i.e., T and I as input and outputs a rich visual description (Y_{gdesc}) containing fine-grained details of the context. The textual input T and the vision input I are transformed into features using a text encoder and a vision encoder, respectively. We use the encoder part of T5-base as the text encoder, ENC_{text} to encode T (c.f. Eq. 1) and the vision transformer, ViT as a vision encoder, ENC_{vision} to encode the patch level visual information, H_{vision} followed by a linear projection (c.f. Eq. 2). The correlation between the textual and visual information is obtained through a single-headed cross-attention, which produces a fused representation, H_{fusion} with a gated fusion mechanism (c.f. Eq. 3). To generate a rich contextual description, the fused representation H_{fusion} is further combined with target category-specific representations (c.f. Eq. 7):

$$\begin{aligned}\hat{H}_{fusion}^i &= Proj_{gdesc}^i(i, H_{fusion}) \\ H_{fusion} &= H_{fusion} + \sum_{i=0}^C \hat{H}_{fusion}^i / |C|\end{aligned}\quad (7)$$

In this context, C represents the set of all target groups, $Proj_{gdesc}^i$ is a target category-specific linear projector that linearly transforms H_{fusion} keeping the dimension intact (see Section 5.2 for additional details on linear projector). Following this, H_{fusion} is fed to the decoder part of the T5-base, DEC_{gdesc} and fine-tuned to generate the contextual description y_{gdesc} . We obtain the outcome by generating the likely text, Y_{gdesc} , conditioned on T and I :

$$P(Y_{gdesc} | T, I) = \prod_{i=1}^N P(y_i | T, I \text{ and } Y_{<i}) \quad (8)$$

Stage 2 - Hierarchical Classification

The final stage of SAFE-MEME-H requires the contextual description and the image-text information pair, i.e., y_{gdesc} , I and T as inputs and outputs a label L . The first level of the hierarchy is responsible for detecting whether there is hate in the context. If hate is detected, the second stage categorises it as implicit or explicit. Like the previous stage, we use a similar setup to obtain the initial H_{fusion} , except that the ENC_{text} now receives the concatenation of y_{gdesc} and I as input. Although, H_{fusion} is further integrated with task-specific information.

$$H_{fusion} = H_{fusion} + Proj_{task}(H_{fusion}) \quad (9)$$

Here, $Proj_{task}(\cdot)$ is a task-specific linear projector that generates task-specific latent information while maintaining the same dimension. Finally, H_{fusion} is fed to the decoder of T5-base, DEC_{cls} and fine-tuned to generate the required label L . We obtain the label by generating text (L) conditioned on Y_{gdesc} , T and I :

$$P(L | Y_{gdesc}, T, I) = \prod_{i=1}^N P(L_i | T, I \text{ and } Y_{<i}) \quad (10)$$

Table 3

Each variant of SAFE-MEME-QA and SAFE-MEME-H integrates different unit modules. $DGen_{QA}$: the visual description generator for Q&A setup, CG : the contextual description generator, QAG : the question-answer pairs generator, QG : the queries generator, RG : the response generator, CLS : the classification module are components of SAFE-MEME-QA. Except $DGen_{QA}$, all other modules have *two* variations. Likewise, SAFE-MEME-H has the following modules – $DGen_H$: the visual description generator for the hierarchical setup, HCl_{s_0} : the hierarchical at first level, HCl_{s_1} : the hierarchical at second level. Each of the unit modules is either fully or partially fine-tuned with specific objectives. Please refer to Section 5.2 for more details.

	Variant	Combination
SAFE-MEME-QA	M0	$DGen_{QA} + QAG_1 + CLS_{regex}$
	M1	$DGen_{QA} + QG_1 + RG_1 + CLS_{regex}$
	M2	$DGen_{QA} + QG_1 + RG_1 + CLS_{ft}$
	M3	$CG_0 + CLS_{ft}$
	M4	$DGen_{QA} + CG_1 + CLS_{ft}$
	M5	$CG_0 + QAG_1 + CLS_{regex}$
	M6	$DGen_{QA} + CG_1 + QAG_1 + CLS_{regex}$
	M7	$QG_0 + RG_0 + CLS_{regex}$
SAFE-MEME-H	M8	full ft. of T5-base for $DGen_H + HCl_{s_0} + HCl_{s_1}$
	M9	gLP with v_0 and full ft. of T5-base for $DGen_H + HCl_{s_0} + HCl_{s_1}$
	M10	cLPs with v_1 and full ft. of T5-base for $DGen_H + HCl_{s_0} + HCl_{s_1}$
	M11	cLPs with v_1 and pre-trained T5-base for $DGen_H + HCl_{s_0} + HCl_{s_1}$
	M12	cLPs with v_2 and full ft. of T5-base for $DGen_H + HCl_{s_0} + HCl_{s_1}$
	M13	cLPs with v_2 and pre-trained T5-base for $DGen_H + HCl_{s_0} + HCl_{s_1}$

5. Experimental Setup

To establish a robust framework for hate content classification in a meme, we present our experimental setup, detailing baseline models, ablation studies, and evaluation metrics to assess performance across explicit, implicit, and benign categories.

5.1 Baselines

We systematically employ unimodal and multimodal models to detect explicit, implicit, and benign categories of memes. The details are as follows:

Unimodal Baselines. T5-large (Raffel et al. 2020), ALBERT (Lan et al. 2019), BiLSTM (Conegruta et al. 2016), and GPT-4 (Achiam et al. 2023) to obtain text based representation of M .

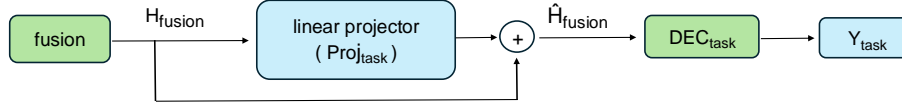
Multimodal Baselines. RoBERTa (Liu et al. 2019) with ResNet-152 (He et al. 2016), zero-shot prompting on BLIP2 (Li et al. 2023), CLIP (Radford et al. 2021), LLaVA (Liu et al. 2023b), LLaVA-Next (Liu et al. 2024), MiniGPT-v2 (Chen et al. 2023a), Multimodal Chain-of-Thought (MM-CoT) (Zhang et al. 2023b), and MiniGPT-4 (Zhu et al. 2023). BLIP2 and CLIP are also fine-tuned on MHS and employed as multimodal baselines. GPT-4 is used as a text-based unimodal, an image-based unimodal and a multimodal baseline.

5.2 Modular Variations in Proposed Model Architectures

We conduct thorough ablation on the constituent modules to explore the modular capabilities of SAFE-MEME-QA and SAFE-MEME-H. To this end, we discuss the individual modules for each variant. Each module has a fully or partially fine-tuned version of the T5-base model, utilizing a combination of annotated information of MHS dataset.

Variants of SAFE-MEME-QA. All variants of SAFE-MEME-QA can be described as a combination of *five* distinct modules, each with a unique objective (c.f. Table 3). The first module generates a general visual description for the Q&A setup, denoted by \mathbf{DGen}_{QA} , the second module, referred to as Context Generator (\mathbf{CG}), is responsible for creating the meme context. The third module, designated as \mathbf{QAG} , i.e., Query-Answer Generator, is tasked with generating all question-answer pairs based on a given input meme context. The fourth module generates all important queries required to understand a meme, known as \mathbf{QG} , i.e., Queries Generator. Finally, the fifth module, referred to as \mathbf{RG} , i.e., Response Generator, focuses on generating question-specific answers for each query of \mathbf{QG} . Note that each of the module X , mentioned above (except \mathbf{DGen}_{QA}) has *two* alternative forms: the first one requires the overlaid meme text, \mathbf{T} and the visual information \mathbf{I} of the meme \mathbf{M} as input (denoted with subscript ‘0’ e.g., HCl_{s_0}). In contrast, the second form requires an additional input in the form of a general description of visual information in \mathbf{I} from \mathbf{DGen}_{QA} or a contextual description from \mathbf{CG} (denoted with the subscript ‘1’ e.g., HCl_{s_1}). At the end of each pipeline, the classification is carried out by matching a pattern through the regular expression, denoted by \mathbf{CLS}_{regex} or using a fine-tuned model, denoted by \mathbf{CLS}_{ft} . Note that all modules in SAFE-MEME-QA opt for a full finetuning for the T5-base model. The combinations of different modules in SAFE-MEME-QA (c.f. Table 3) are presented below,

- (a) At first, a visual description of the image (\mathbf{I}) is generated using \mathbf{DGen}_{QA} , which is subsequently utilized in \mathbf{QAG}_1 to retrieve relevant question-and-answer pairs. This is followed by classification through regular expression ($\mathbf{M0}$).
- (b) At first, a visual description of the image (\mathbf{I}) is generated using \mathbf{DGen}_{QA} , which is utilized in \mathbf{QG}_1 to avail all the important queries. For each of the query generated by \mathbf{QG}_1 , a single response is returned by \mathbf{RG}_1 . Finally, the classification is done by using regular expression ($\mathbf{M1}$).
- (c) This setup follows the same steps described in the previous one, with the exception of the classification module. Here, the classification is performed using a fully fine-tuned T5-base model ($\mathbf{M2}$).
- (d) In this setup the contextual description is generated based on \mathbf{T} and \mathbf{I} , followed by the classification using a fully fine-tuned T5-base model ($\mathbf{M3}$).
- (e) At first a visual description is retrieved from \mathbf{DGen}_{QA} to be utilized in \mathbf{CG}_1 to generate a contextual description. In this setup, the classification is done by a fully fine-tuned T5-base model ($\mathbf{M4}$).
- (f) It uses \mathbf{CG}_0 to generate the contextual description based on \mathbf{T} and \mathbf{I} that is utilized in \mathbf{QAG}_1 to generate a series of question-answer pairs. For the classification, regular expression is used ($\mathbf{M5}$).
- (g) It generates the contextual description using \mathbf{CG}_1 based on \mathbf{T} , \mathbf{I} and a visual description from \mathbf{DGen}_{QA} that is utilized in the next step by \mathbf{QAG}_1 to generate a series of question-answer pairs. For the classification, regular expression is used ($\mathbf{M6}$).
- (h) It generates a series of relevant questions using \mathbf{QG}_0 , followed by a single response for each query using \mathbf{RG}_0 . For the classification, regular expression is used ($\mathbf{M7}$).

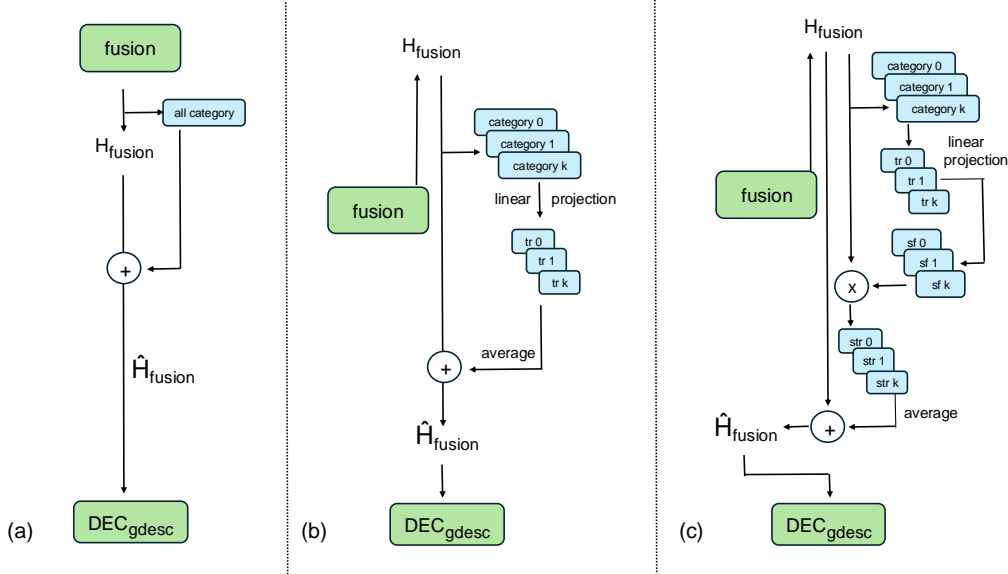
**Figure 7**

An illustration of the configuration of linear projectors. The fused-multimodal representation, H_{fusion} , is subjected to a linear projection. The variation in linear projectors is determined by the selection of tasks and the underlying data. For instance, the linear projectors employed at the first hierarchical classification level are designed to assign labels, such as distinguishing between hateful and benign. In contrast, the second level’s task objective shifts to assigning a label between explicit and implicit. The training process exclusively utilizes instances corresponding to the specific category of interest for target-category-based linear projectors. For example, a linear projector dedicated to the “women” category is trained using instances that target women in conjunction with a predefined task objective. It is noteworthy that only the linear projector undergoes training, whereas all other pre-trained parameters of the T5-base remain unaltered.

Variants of SAFE-MEME-H. The variants of SAFE-MEME-H consist of *two* distinct functional modules: the first one is designed for generating detailed contextual descriptions, denoted by **DGen_H**, i.e., a **Description Generator** for the **Hierarchical** setup and the other one is trained for **Hierarchical Classification**, named as **HCl**s. It is important to note that both the modules, **DGen_H** and **HCl**s utilize linear projectors (specific to targeted categories or are tasks specific) that are trained in an offline manner. We will briefly discuss the configurations of the linear projectors before delving into the details of **DGen_H** and **HCl**s.

Figure 7 represents the pipeline of a linear projector. The multimodal fusion representation, H_{fusion} , undergoes a linear transformation before merging with itself again via a residual connection while maintaining its original dimensionality. The configuration of the linear projectors (whether to alter the existing dimension or not) varies according to the specific task requirements and the characteristics of the underlying data. In the case of target category-specific linear projectors, the training is conducted exclusively using the training instances corresponding to that specific target category, thereby ensuring category-specific projections aligned with the given task Y_{task} . Now, we will look at **HCl**s in detail before **DGen_H**, as it is applied across all variants of SAFE-MEME-H. The classification module **HCl**s is available in *two* variations, both utilize pre-trained task-specific linear projection layer: (a) the initial variation is trained with the objective of distinguishing between hateful and benign context, denoted by **HCl**s₀, (b) the second variation is trained with the objective of distinguishing between explicit and implicit hate context, denoted by **HCl**s₁. Note that the linear projectors employed for classification utilize all training instances.

The first module, **DGen_H**, consists of *six* alternative forms utilizing architectural variations (c.f. Figure 8) to generate contextual descriptions. There are a total of *three* variations denoted by v_0 , v_1 and v_2 . The primary distinction between them lies in the method of leveraging and integrating contextual information using linear projection: (a) the variation v_0 uses a **generalized Linear Projector (gLP)** that is trained on all training instances, on H_{fusion} before adding the transformed representation with H_{fusion} again resulting \hat{H}_{fusion} ; (b) the variation v_1 uses **category-specific Linear Projectors (cLP)** to avail category specific transformed representation (tr_i). The rationale for using category-specific **cLP_i**, rather than generalized **gLP**, lies in the intention to capture the nuanced characteristics specific to that category i . Consequently, each **cLP_i** is trained exclusively using the training instances associated with the target group i . The variant v_1 computes the transformed representation, tr_i for each category, adds their average to H_{fusion} , and produces the resulting representation \hat{H}_{fusion} . (c) In contrast to the previously

**Figure 8**

As illustration of the architectural difference in SAFE-MEME-H variants. The key distinction lies in availing and integrating contextual information using linear projectors. The general multimodal representation, denoted as H_{fusion} , is subjected to (a) a linear projector that is trained with all instances irrespective of target categories (denoted by v_0), (b) a linear projection through each target category-specific linear projector (trained with category-specific instances), followed by averaging the results (denoted by v_1), and (c) a linear projection through each target category-specific linear projector (trained with category-specific instances) with a mechanism that attempts to learn category-specific scaling of H_{fusion} (c.f. Eq. 7) before averaging the results (denoted by v_2). The representation for H_{fusion} is derived using Eqs. 1, 2 and 3.

mentioned variations, v_2 applies an additional linear projector that maps each category-specific representation, tr_i to its corresponding scaling factor sf_i that scales H_{fusion} accordingly and produces another set of intermediate scaled transformed representation (str_i). Subsequently, the average of all str_i is incorporated into H_{fusion} , yielding \hat{H}_{fusion} . The presented combinations of different modules in SAFE-MEME-H (c.f. Table 3) are presented below,

- (a) A thoroughly fine-tuned T5-base (**M8**).
- (b) A single **gLP** with v_0 (c.f. Figure 8.a), along with a fully fine-tuned T5-base (**M9**).
- (c) **cLPs** with v_1 (c.f. Figure 8.b), along with a fully fine-tuned T5-base (**M10**).
- (d) **cLPs** with v_1 (c.f. Figure 8.b), along with a pre-trained T5-base (**M11**).
- (e) **cLPs** with v_2 (c.f. Figure 8.c), along with a fully fine-tuned T5-base (**M12**).
- (f) **cLPs** with v_2 (c.f. Figure 8.c), along with a pre-trained T5-base (**M13**).

Each category-specific linear projector in **DGen_H** is trained using category-specific training instances, with the task of generating rich visual descriptions of **I**.

5.3 Evaluation Metrics

To benchmark the datasets, MHS and MHS-Con along with an evaluation of the performance of the proposed framework, SAFE-MEME for fine-grained hate speech detection in memes, we use category-wise precision (**P**), recall (**R**) and F1 score (**F**), along with macro-averaging for the overall assessment.

Table 4

Benchmarking MHS using unimodal text (UM-T), unimodal image (UM-I) and multimodal (MM) baselines and proposed models, SAFE-MEME-QA and SAFE-MEME-H. Note – Early Fusion: Rob (L) + ResNet-152, I: image, T: text, ZS: zero shot, FT: full fine-tuned, P: precision, R: recall, F: F1 score and $\Delta_{\ddagger--\ddagger}$: The difference in scores between the best performing proposed model, SAFE-MEME-H (M11), and the best baseline CLIP (FT).

Mod.	Models	Explicit Hate			Implicit-Hate			Benign			Macro		
		P	R	F	P	R	F	P	R	F	P	R	F
UM-T	T5-large (FT)	0.55	0.54	0.54	0.5	0.86	0.63	0.81	0.1	0.18	0.62	0.5	0.45
	BiLSTM	0.52	0.38	0.43	0.60	0.52	0.56	0.39	0.54	0.45	0.50	0.48	0.48
	ALBERT	0.36	0.43	0.39	0.67	0.02	0.04	0.27	0.62	0.38	0.43	0.36	0.27
	GPT-4	0.16	0.02	0.03	0.26	0.01	0.03	0.34	0.95	0.51	0.26	0.33	0.19
UM-I	GPT-4	0.29	0.02	0.04	0.58	0.02	0.04	0.35	0.98	0.52	0.41	0.34	0.2
MM	Early Fusion	0.21	0.01	0.02	0.42	0.97	0.58	0.00	0.00	0.00	0.21	0.33	0.20
	GPT-4	0.24	0.09	0.13	0.33	0.1	0.1	0.35	0.92	0.51	0.31	0.34	0.22
	BLIP2 (ZS)	0.25	0.38	0.3	0.43	0.64	0.52	0.91	0.03	0.06	0.53	0.35	0.29
	BLIP2 (FT)	0.24	1	0.38	0.5	0	0.01	0.5	0	0.01	0.41	0.33	0.13
	CLIP (ZS)	0.41	0.08	0.14	0.4	0.49	0.44	0.34	0.44	0.38	0.38	0.33	0.32
	CLIP (FT) [†]	0.47	0.58	0.52	0.52	0.73	0.61	0.62	0.22	0.33	0.54	0.51	0.49
	LLaVA-NeXT (ZS)	0.49	0.23	0.32	0.45	0.82	0.58	0.60	0.24	0.34	0.52	0.43	0.42
	MiniGPT-v2 (ZS)	0.26	0.33	0.29	0.44	0.43	0.43	0.34	0.29	0.32	0.35	0.35	0.35
	LlaVA (ZS)	0.25	0.95	0.39	0.29	0.01	0.01	0.6	0.15	0.25	0.38	0.37	0.22
	MiniGPT-4 (ZS)	0.31	0.89	0.46	0.49	0.27	0.35	0.47	0.12	0.19	0.42	0.43	0.33
	MM-CoT (T5-base)	0.42	0.04	0.06	0.42	0.65	0.51	0.49	0.43	0.46	0.45	0.38	0.35
	MM-CoT (T5-large)	0.31	0.74	0.43	0.57	0.13	0.21	0.51	0.58	0.54	0.46	0.48	0.39
	SAFE-MEME-QA (M7)	0.39	0.67	0.49	0.58	0.55	0.56	0.65	0.48	0.55	0.54	0.57	0.54
	SAFE-MEME-H (M11) [‡]	0.59	0.59	0.59	0.78	0.54	0.64	0.59	0.32	0.41	0.65	0.48	0.55
$\Delta_{\ddagger--\ddagger}$		$\uparrow 12\%$	$\uparrow 1\%$	$\uparrow 7\%$	$\uparrow 26\%$	$\downarrow 19\%$	$\uparrow 3\%$	$\downarrow 3\%$	$\uparrow 10\%$	$\uparrow 8\%$	$\uparrow 11\%$	$\downarrow 3\%$	$\uparrow 6\%$

6. Benchmarking and Empirical Analysis

This section presents the benchmarking results of MHS (c.f. Table 4) and MHS-Con (c.f. Table 5) using baselines and the proposed models, SAFE-MEME-QA and SAFE-MEME-H. In addition, it discusses the ablation study results (c.f. Table 6), comparing different variations and components of SAFE-MEME-QA and SAFE-MEME-H.

6.1 Comparative Analysis on MHS

For *explicit hate*, the performances of fine-tuned (FT) versions of T5-large and CLIP are observed to be superior among text-based and multimodal baselines with F1 scores of 0.54 and 0.52, respectively. While the F1 score of CLIP (FT) lags by 2% among baselines, our proposed model variants M7 of SAFE-MEME-QA (which generates question in the first stage and response for each query in the second stage) and M11 of SAFE-MEME-H (which uses a category-specific linear projector with v_0) obtain F1 scores of 0.49 and 0.59. M7 has a performance gap of 5% and 3%, respectively, compared to T5-large (FT) and CLIP (FT). In contrast, M11 leads by 5% and 7%, respectively for the same. The prominent verbal cues in input likely contribute to T5-large (FT)’s superior performance in the *explicit hate* category. Upon closer observation, BiLSTM and ALBERT have moderate performance with F1 scores of 0.43 and 0.39, respectively; however, the GPT-4 (UM-T) score is exceptionally low (0.03) among the text-based baselines. GPT-4 (UM-I) consistently yields a low F1 score of 0.04. This could be due to safety alignment constraining GPT-4 from accurately responding to sensitive instructions. For the multimodal baselines, CLIP

(FT), with an F1 score of 0.52, is on top, followed by MiniGPT-4, with an F1 score of 0.46. After that, LLaVA (ZS), BLIP2 (FT), LLaVA-NEXT, and BLIP2 (ZS) have F1 scores of 0.39, 0.38, 0.32, and 0.3, respectively. Fine-tuning enhances performance for *explicit hate* in the case of BLIP2 and CLIP, evidenced by post-fine-tuning improvement in their F1 score.

A similar result is observed for the *implicit hate* category. T5-large (FT) and CLIP (FT) have superior performances among text-based and multimodal baselines, respectively, with F1 scores of 0.63 and 0.61, which cause the F1 score of CLIP (FT) to lag by 2%. M7 obtains F1 scores of 0.56, with a score gap of 7% and 5% compared to T5-large (FT) and CLIP (FT). In contrast, M9 (that uses a single linear projector with pre-trained T5-base) achieves a score of 0.696, which is a gain of 6.6% and 8.6% over T5-large (FT) and CLIP (FT). Notably, M11 demonstrates performance comparable to that of T5-large (FT) and CLIP (fine-tuned) with a score of 0.64 that provides a lead of 1% and 3%, respectively, over T5-large (FT) and CLIP (FT). In text-based baselines, T5-large (FT) is closely followed by BiLSTM with an F1 score of 0.56, while ALBERT and GPT-4 fall significantly behind with F1 scores of 0.04 and 0.03. Again, GPT-4 in image-only baseline scores as low as 0.04. Regarding multimodal baselines, LLaVA-NEXT (ZS) and RoBERTa-large with ResNet-158 have the same F1 score of 0.58, similar to CLIP (FT). BLIP2 (ZS) has an F1 score of 0.52. CLIP (ZS) and MiniGPT-v2 have a similar score of 0.44 and 0.43, while MiniGPT-4 (ZS) has an F1 score of 0.35. LLaVA (ZS), GPT-4, and BLIP2 (FT) perform poorly. These scores demonstrate severe shortcomings in model architectures, detection and reasoning capabilities, and safety alignment constraints (in the case of closed-source models).

In *benign* cases, M7 and M11 achieves an F1 score of 0.55, 0.41. The performance of GPT-4 lags by 4% and a gain of 10% with an F1 score of 0.51 when compared to M7 and M11, respectively. It expresses superiority among the text-based and multimodal baselines. In text-based baselines, GPT-4 is followed by BiLSTM and ALBERT with F1 scores of 0.45 and 0.34, while the T5 large (FT) score drops to 0.18. Among multimodal baselines, CLIP (ZS), LLaVA-Next (ZS), CLIP (FT), and miniGPT-v2 (ZS) have moderate F1 scores of 0.38, 0.34, 0.33 and 0.32, followed by LLava (ZS) and miniGPT-4 (ZS) with scores 0.25, 0.19, respectively. The high performance of GPT-4 is reflected in the observations that seem to have a categorical bias for the benign category.

Discussion. On performing macro-assessment of the task, the proposed models, SAFE-MEME-QA (variant M7) and SAFE-MEME-H (variant M11), are observed to yield the most optimal results, with 0.54 and 0.55 F1 scores, respectively. Among comparable baselines, T5-large (FT), BiLSTM, and CLIP (FT) have F1 scores of 0.45, 0.48, and 0.49, respectively. M7 outperforms T5-large (FT), BiLSTM, and CLIP (FT) by 9%, 6%, and 5%, respectively, correspondingly M11 achieves 10%, 7%, and 6% F1 score increments. Variants M7 and M11 represent the optimal configurations for the Q&A-style reasoner and hierarchical setups, achieving balanced performance across all three classes. Notably, despite M11’s *partial* fine-tuning and M7’s *full* fine-tuning, their overall performance gap is only 1%, highlighting the efficiency of SAFE-MEME-H.

6.2 Comparative Analysis on the MHS-Con

Here, we will discuss the performance of selected variants, M7 and M11, from SAFE-MEME-QA and SAFE-MEME-H respectively with the selected baselines, i.e., T5-large (FT), CLIP (FT), and CLIP (ZS) on the MHS-Con dataset. Upon examining the benchmarking on the MHS-Con dataset, the T5-large (FT) and CLIP (FT) models are chosen due to their considerably good performance over other baselines, and the results are presented in Table 5. CLIP (ZS) is also examined to probe the influence of both before and after fine-tuning for the MHS-Con dataset. T5-large (FT) and CLIP (FT) achieve an F1 score of 0.648 and 0.469 for *explicit hate* cases. M7 scores 0.602, which creates a lag and a lead of 4.6% and 13.3% with T5-large (FT) and CLIP (FT), respectively. Among the variants of SAFE-MEME-H, M11 achieves an F1 score of 0.459 lagging behind T5-large

Table 5

Benchmarking MHS-Con using selected baselines and proposed models, SAFE-MEME-QA and SAFE-MEME-H. Note – I: image, T: text, ZS: zero-shot, FT: full fine-tuned, P: precision, R: recall, F: F1 score and $\Delta_{\dagger \rightarrow \ddagger}$: The difference in scores between the best performing proposed model, SAFE-MEME-QA (M7), and the best baseline, T5-large (FT).

Models	Explicit Hate			Implicit-Hate			Benign			Macro		
	P	R	F	P	R	F	P	R	F	P	R	F
T5-large (FT) [†]	0.625	0.672	0.648	0.44	0.602	0.509	0.824	0.45	0.58	0.63	0.574	0.579
CLIP (ZS)	0.372	0.171	0.235	0.344	0.495	0.406	0.311	0.338	0.324	0.342	0.335	0.321
CLIP (FT)	0.468	0.469	0.469	0.299	0.105	0.155	0.350	0.316	0.332	0.326	0.333	0.302
SAFE-MEME-QA (M7) [‡]	0.689	0.535	0.602	0.526	0.474	0.499	0.664	0.88	0.757	0.626	0.63	0.619
SAFE-MEME-H (M11)	0.543	0.398	0.459	0.518	0.461	0.488	0.578	0.522	0.548	0.546	0.460	0.498
$\Delta_{\dagger \rightarrow \ddagger}$	↑ 6.4%	↓ 13.7%	↓ 4.6%	↑ 8.6%	↓ 12.8%	↓ 1%	↓ 16%	↑ 43%	↑ 17.7%	↓ 0.4%	↑ 5.6%	↑ 4%

(FT) by 18.8% in terms of F1 score. Considering CLIP (FT)’s performance, M11 lags by a small margin of 1%. For the case of *implicit hate*-based test cases, T5-large (FT) can achieve an F1 score of 0.509, while CLIP (ZS) scores 0.406. The proposed variant M7 from SAFE-MEME-QA achieves an F1 score of 0.499 and M11 of SAFE-MEME-H scores 0.488. M11 lags behind T5-large (FT) by 2.1% while gains 8.2% against CLIP (ZS). For test cases with the *benign* category, the T5-large (FT) score was 0.579, and the CLIP (ZS) score was 0.321. M7, with an F1-score of 0.757, is ahead of T5-large (FT) and CLIP (ZS) by 17.8% and 41.5%, respectively. While M11 lags behind of T5-large (FT) by 3.1% but achieves a lead of 20.6% against CLIP (ZS), respectively.

Discussion. Among various implementations of SAFE-MEME-QA and SAFE-MEME-H, only the M7 variant demonstrates superior performance compared to the selected baseline models on MHS-Con. In contrast, M11, the variant of SAFE-MEME-H outperforms the multimodal baseline, highlighting their limited comparative advantage in this setup. There are *two* key observations to consider. First, M7 exhibits performance comparable to M11 when evaluated on dataset MHS. However, under a rigorous stress test using dataset MHS-Con M7 significantly outperforms M11. These findings strongly indicate that M7 has superior generalizability to M11, highlighting its robustness. Secondly, it is interesting that T5-large (FT), a text-only baseline, outperforms M11, highlighting the significant scope of improvement for multimodal integration in hierarchical setup while performing complex reasoning.

6.3 Ablation Results: Insights from Intra-Variant Performance

On MHS. As shown in Table 6, the M7 variant of SAFE-MEME-QA outperforms other variants. It scores 0.494, 0.571, and 0.554 in *explicit*, *implicit*, and *benign* categories, respectively. In *explicit hate*, M7 has a minimum lead of 2.2% (against M1 and M6) and a maximum lead of 5.9% (against M0). Similarly, for *implicit hate*, M7 has a minimum lead of 3.9% (against M2) and a maximum lead of 12.3% (against M6). A slightly different scenario is observed in the *benign* category, with M3 achieving the highest score of 0.557. However, M7 exhibits only a minimal lag of 0.3%. In the overall assessment, M7 scores 0.539, which creates a minimum lead of 4.7% (against M6) and a maximum lead of 11.4% (against M0).

Among the variants of SAFE-MEME-H, M11 with an F1 score of 0.546 outperforms others. Interestingly, M11 demonstrates performance that is either superior to or comparable with its fully fine-tuned counterpart, M10. For example, in the *explicit hate* category, M11 scores 0.587 while M10, M12, and M13 are able to score 0.494, 0.53 and 0.531; M11 is ahead of M10 by 9.3%. For

Table 6

Ablation Study: It compares the performance of different variations and components of SAFE-MEME-QA and svariant on MHS (P: precision, R: recall and F: F1 score).

Model	Variant	Explicit Hate			Implicit-Hate			Benign			Macro		
		P	R	F	P	R	F	P	R	F	P	R	F
SAFE-MEME-QA	M0	0.316	0.696	0.435	0.492	0.536	0.513	0.615	0.222	0.329	0.474	0.485	0.425
	M1	0.343	0.759	0.472	0.544	0.428	0.479	0.599	0.404	0.482	0.495	0.53	0.478
	M2	0.356	0.692	0.470	0.53	0.535	0.532	0.629	0.349	0.449	0.505	0.525	0.488
	M3	0.387	0.581	0.465	0.537	0.388	0.451	0.542	0.573	0.557	0.489	0.514	0.491
	M4	0.391	0.581	0.467	0.535	0.388	0.450	0.541	0.573	0.556	0.489	0.514	0.490
	M5	0.390	0.589	0.469	0.538	0.383	0.447	0.541	0.575	0.557	0.490	0.515	0.491
	M6	0.391	0.595	0.472	0.540	0.382	0.448	0.539	0.573	0.555	0.49	0.517	0.492
M7	0.391	0.669	0.494	0.58	0.554	0.571	0.65	0.483	0.554	0.543	0.569	0.539	
SAFE-MEME-H	M8	0.425	0.689	0.525	0.813	0.419	0.552	0.554	0.264	0.358	0.597	0.457	0.478
	M9	0.378	0.264	0.37	0.714	0.678	0.696	0.519	0.206	0.295	0.537	0.382	0.433
	M10	0.450	0.547	0.494	0.784	0.536	0.636	0.332	0.401	0.363	0.522	0.495	0.497
	M11	0.588	0.594	0.587	0.784	0.536	0.636	0.589	0.323	0.417	0.653	0.485	0.546
	M12	0.489	0.581	0.530	0.799	0.527	0.635	0.566	0.341	0.426	0.617	0.483	0.530
	M13	0.426	0.703	0.531	0.818	0.419	0.554	0.568	0.267	0.364	0.603	0.462	0.482

the *implicit hate* category, M9 performs superior to others with an F1 score of 0.696. M9 is ahead of M10 and M11 by 6% each as they have the same score of 0.636. For the *benign* category, while M12 achieves the highest score of 0.426, M10 and M11 trail by a margin of 6.3% and 0.9% with a score of 0.363 and 0.417; notice that M11 demonstrates a 5.4% improvement over M10.

On MHS-Con. Here, we discuss the intra-variant performance corresponding to SAFE-MEME-QA and SAFE-MEME-H on MHS-Con. Among the variants of SAFE-MEME-QA, the performance metrics for models M1, M3, and M7 are analyzed. Across all three categories, M7 demonstrates superior performance compared to M1 and M3. Specifically, for the *explicit hate* category, M1 and M3 achieve scores of 0.553 and 0.513, respectively, while M7 attains a higher score of 0.602. In the *implicit hate* category, M1 and M3 show comparable performance with scores of 0.412 and 0.411, respectively, whereas M7 outperforms them with a score of 0.499. For the *benign* category, M7 achieves a score of 0.757, surpassing the scores of M1 and M3, which are 0.685 and 0.604, respectively. Overall, M7 surpasses M1 and M3 by margins of 5.64% and 11%, respectively.

In the case of MHS it is observed that M11 outperforms its counterpart that uses full fine-tuning of T5-base, M10. Similar trends are evident in the case of MHS-Con. M11 demonstrates superior performance compared to M10 across all categories except for *explicit hate*. In the *explicit hate* category, M11 can achieve a score of 0.459, whereas M10 attains 0.572. Conversely, in other categories (*implicit* and *benign*), M11 attains scores of 0.488 and 0.548, respectively, outperforming M10, which scores 0.44 and 0.36, respectively. Regarding overall assessment, i.e., macro F1, M10 lags by 4.1%. M13 also demonstrates a 2.8% performance improvement over its fully fine-tuned counterpart, M12.

7. Qualitative Analysis

Here, we investigate the key factors characterising the multimodal hate speech detection performance of the proposed model, SAFE-MEME, for both variants.

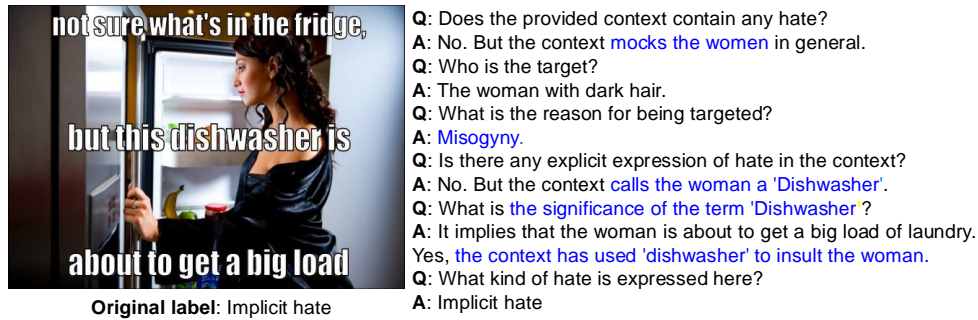


Figure 9

Outcomes of SAFE-MEME-QA for the high representation content target categories. Text in **blue** indicates important contextual information generated by the model.

Qualitative Analysis for SAFE-MEME-QA. For SAFE-MEME-QA, the primary functionality constitutes the identification of a series of relevant questions, Y_{query} , followed by the generation of an appropriate response for each of them, which results in Y_{answer} in an iterative fashion. Consequently, we consider these stages, i.e., ‘Relevant Question Generation’ and ‘Response Generation’ for qualitative assessment. We notice that the distribution of target category-specific hate is not uniform in the MHS dataset (c.f. Figure 4). On the one hand, hate related to ‘Islam’ or ‘women’ dominates the distribution, while hate content on topics such as ‘immigration’ or ‘Hinduism’ has low representation. This is observed to constrain the generalization capacity of SAFE-MEME-QA. Therefore, factors like the distribution of hate categories in MHS play a prominent role in our qualitative assessment of SAFE-MEME-QA.

We focus on finding how precise the generated questions and their corresponding answers are w.r.t. a given input meme. For this study, test cases are selected corresponding to each of the *high*, *medium*, and *low* representation categories in MHS. This approach ensures a balanced observation across the distribution spectrum of target categories. Figure 9 represents an outcome generated by SAFE-MEME-QA. Notably, it pertains to the category, *women*, having *high* representation within the training corpus. The context for this case involves a scenario where metaphorically, a woman is referred to as a *dishwasher*. To accurately interpret this context, it is essential to identify the intended target group and analyze the symbolic or conceptual relationship between the role of a dishwasher and its association with women through the lens of sarcasm. SAFE-MEME-QA attempts to unpack the underlying connotations and sociocultural implications. Also, note that the example has no explicitly visible cues of hate, adding another layer of computational complexity. In the initial stage, the model asserts that while the context does not contain explicit expressions of hate, it does include a reference to mockery directed toward the woman. Subsequently, upon inquiry, it is revealed that the woman has been specifically targeted, and a misogynistic intent is likely the underlying reason. SAFE-MEME-QA also emphasizes the term *dishwasher* in terms of its role and impact within the given context. Finally, the required label is generated as part of a contextual question-answering which can be extracted using a regular expression.

Figure 10 represents an outcome generated by SAFE-MEME-QA for the *Jews*, the target group that falls under the *medium* representation category. It consists of two components: the first portrays a woman with nail polish, while the second depicts Adolf Hitler and implicitly refers to Polish citizens. The example consists of multiple ambiguous points that must be answered to extract the true meaning of the context. Here, *three* entities are identified: a woman, Adolf Hitler and the Polish citizens. The primary target audience consists of Polish citizens subjected to mockery through ambiguous wordplay and puns. The analysis highlights the dual usage of the

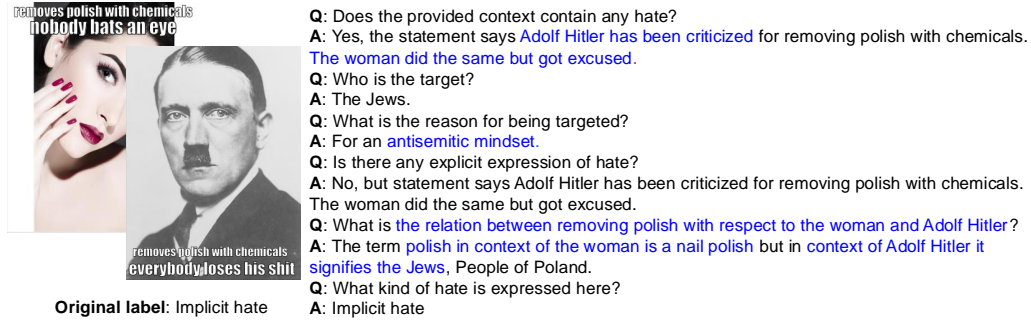


Figure 10
 Outcomes of SAFE-MEME-QA for the medium representation content target categories. Text in blue indicates important contextual information generated by the model.

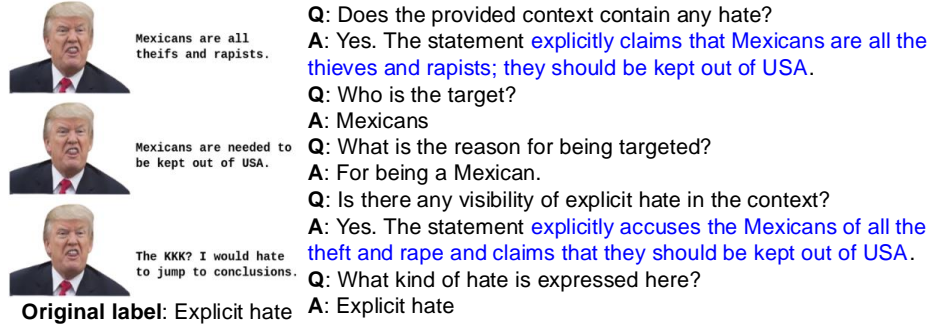


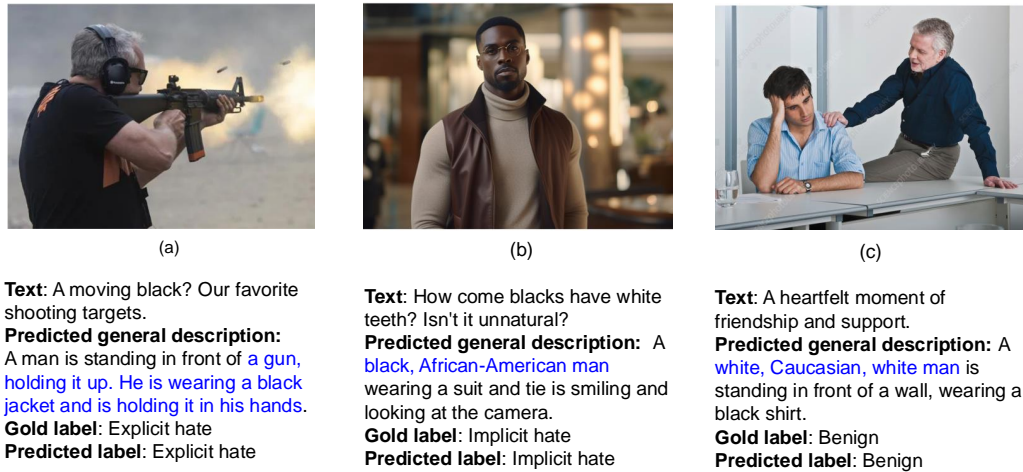
Figure 11
 Outcomes of SAFE-MEME-QA for the low representation content target categories. Text in blue indicates important contextual information generated by the model.

term ‘polish’: as a cosmetic product in the context of the woman (nail polish) and as a reference to Polish citizens in the context of Adolf Hitler. The target group is revealed to be the Jewish community, reflecting antisemitic sentiment. This instance is classified as *implicit hate* due to the absence of explicit hate cues.

Figure 11 represents an outcome generated by SAFE-MEME-QA for the *Immigrant* target group in the low-representation category. The provided instance features an image of Donald Trump, accompanied by overlaid text that makes accusations against Mexicans, attributing various criminal activities to them. It is first essential to identify the target group and examine the claims made, which are effectively predicted by SAFE-MEME-QA to uncover the context’s underlying meaning. Finally, the instance is declared as exhibiting *explicit hate* due to the presence of explicit accusations.

Despite the noticeable output quality, SAFE-MEME-QA demonstrates a critical limitation: irrespective of the underlying hate-target category distribution, it suffers from hallucination. Although the impact is minimal for the categories with higher representation, we notice unrelated information in the outputs. Unfortunately, in low-representation scenarios, the prominence of irrelevant insights ends up altering the essence of the context.

Qualitative analysis for SAFE-MEME-H. The primary objective of SAFE-MEME-H is to generate a detailed visual description followed by a hierarchical classification. Figure 12 illustrates *three* cases – explicit, implicit, and benign. Figure 12(a) illustrates an instance of explicit expression

**Figure 12**

An illustration of predictions of M11 from SAFE-MEME-H for all categories of hatefulness – (a) explicit, (b) implicit and (c) benign. The text in blue indicates a correct, important visual aspect of the corresponding entity.

of hate in which the people of the African-American community have been targeted. Also, the visual description accurately notes that an individual wearing a black shirt is depicted holding a firearm. It results in correct label prediction. Figure 12(b) serves as an example where no explicit expressions or hints of hate are found. Still, the context implicitly directs the sarcastic remarks toward the individuals of the African-American community based on their skin colour. The model can correctly describe the visual attributes of the individual, along with correct label prediction. Similar phenomena can be observed in Figure 12(c), where the model correctly identifies the individuals as “white” and “caucasian.”

8. Error Analysis

This section analyses the errors produced by both variants of SAFE-MEME, revealing patterns influenced by categorical and corresponding lexical distribution in the dataset.

Error Analysis of SAFE-MEME-QA. Figure 13 illustrates a case where SAFE-MEME-QA, despite attempting to retain context, fails in reasoning, incorrectly associating hate towards the *African-American* community with the *Nazi* regime. Initially, SAFE-MEME-QA accurately recognizes that the context explicitly advocates for violent actions against the *Nazi* regime. In the subsequent turn, the text explicitly identifies African-Americans as the targeted group, as likely triggered by the use of the racial slur ‘niggers’, which is historically associated with individuals of African descent. In the next step, it accurately represents that individuals affiliated with the *Nazi* regime are systematically targeted as a consequence of their expressed sympathy and overt support for the regime’s ideologies and actions, yet, claims that the allegations are against the Jewish people. In the MHS dataset, there are no instances in which the *Nazi* regime is portrayed as the victim within the context. This absence may contribute to the observed confusion. Finally, the final label is incorrectly predicted as explicit hate due to unreliable underlying reasoning.

Figure 14 further exemplifies the sensitivity of SAFE-MEME-QA to the phrases associated with a target group. In this instance, SAFE-MEME-QA labels African-Americans and Jews as the target group while African-Americans are portrayed as victims. The terms, ‘Jew’ and ‘Negro’ are

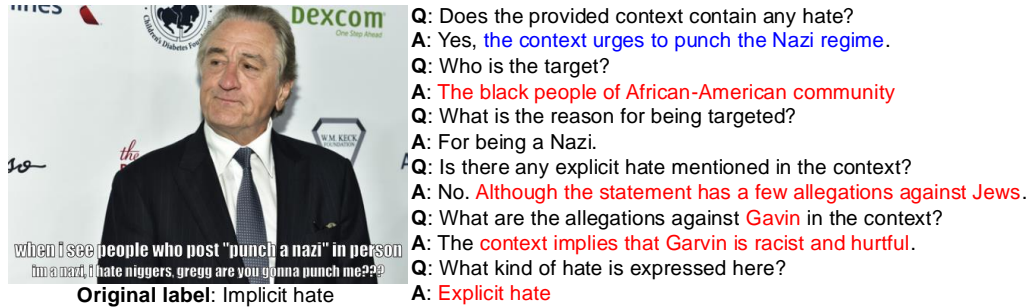


Figure 13
 An illustration of error in classification by SAFE-MEME-QA. In the given context, SAFE-MEME-QA correctly identifies explicit advocacy for violent actions against the Nazi regime, followed by an incorrect recognition of African-Americans as the targeted group and a conflicting claim that the allegations are directed toward Jewish people. This error is likely triggered by the historical association of the racial slurs for individuals of African descent.

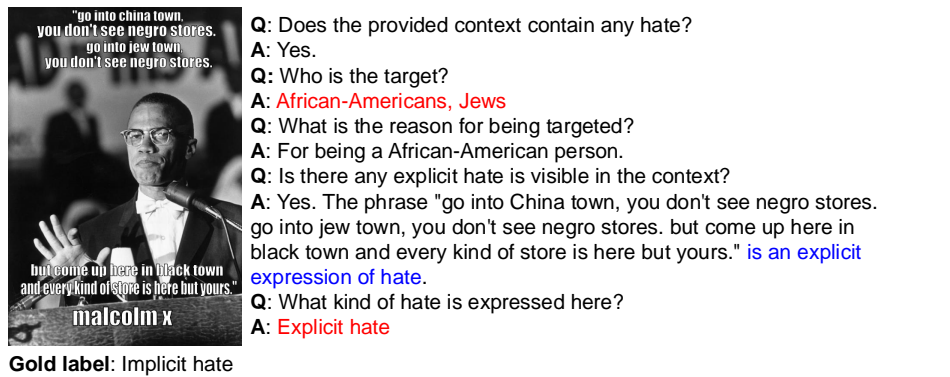


Figure 14
 An illustration of error in classification by SAFE-MEME-QA. In this scenario, SAFE-MEME-QA identifies African Americans and Jews as the target groups, with African Americans depicted as victims. The slangs that highly correlate with the Jewish community and the African-American community misled SAFE-MEME-QA, leading it to classify these groups as targets incorrectly.

associated with specific marginalized groups – the Jewish community and African Americans, respectively. This association misguides the model SAFE-MEME-QA, causing it to consider the Jews and African Americans as targets erroneously.

Error Analysis of SAFE-MEME-H. Figure 15 presents an analysis of error cases attributed to SAFE-MEME-H. Figure 15(a) highlights a meme explicitly targeting the African-American community with accusations of violence, while Figure 15(b) shows content implicitly aiming to humiliate the Islamic community. In both instances, SAFE-MEME-H fails to identify the hate category, leading to misclassification. Upon closer analysis, it seems that in the case of the Black community, SAFE-MEME-H attempts to assign the label ‘implicit hate’, whereas, for hate targeting Islam, it predominantly attempts to assign the label ‘explicit hate’; one reason could be the underlying training instances of MHS where the number of instances associated with Islam exhibits a higher prevalence of explicit hate compared to implicit hate. In contrast, the opposite trend is observed for the Black community. A similar phenomenon is observed in Figure 15(c), where

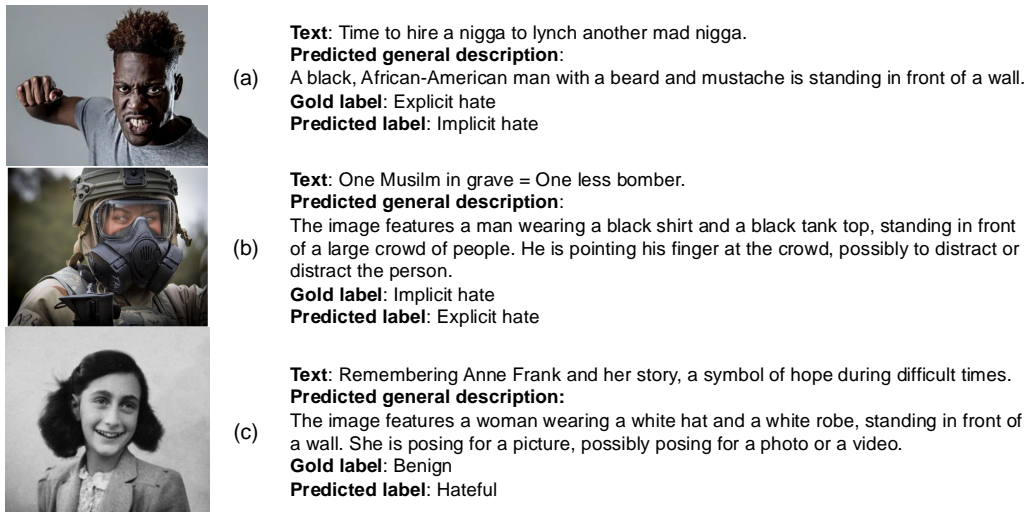


Figure 15

An illustration of error cases in classification by SAFE-MEME-H. Subfigures (a) and (b) show that content targeting African Americans (more frequently represented within the implicit hate category) and Islamic communities (predominantly associated with the explicit hate category) is mislabeled due to differing distributions of explicit and implicit hate in the MHS dataset. Subfigure (c) demonstrates a similar error for non-hateful content about Anne Frank, attributed to its frequent association with explicit and implicit instances in MHS.

the non-hateful content related to Anne Frank is misclassified. This misprediction arises due to the higher occurrence of Anne Frank-related content in MHS under both explicit and implicit categories, leading SAFE-MEME-H to incorrectly label it as hateful.

9. Conclusion

We introduced two datasets, MHS and MHS-Con, to benchmark fine-grained hate speech detection in high-quality memes and stress-test the robustness of competing methods. Our proposed model, SAFE-MEME, leverages a novel multimodal CoT-based framework with two modules implementing structured reasoning: a Q&A-style reasoning module (SAFE-MEME-QA) that balances performance across datasets and is hence more generalizable and a hierarchical categorization module (SAFE-MEME-H) optimized for MHS. Both approaches, however, seem to reflect training bias arising from the uneven co-occurrence distribution of the targeted entities. Future research can address the limitations highlighted in this study by expanding and diversifying the dataset to include a broader range of hate categories, involving annotators from varied backgrounds, and improving the model through modular context infusion and integrating external knowledge sources. Furthermore, future efforts could explore more advanced reasoning techniques to disentangle hateful nuances while accounting for the characteristics of the training corpus.

10. Ethics Statement

Unintended harm. We acknowledge that conducting research in this area may incur ethical and moral challenges. This research represents preliminary research work in the direction of unveiling the context of a meme and the reason for it. It is also acknowledged that the underlying algorithms

designed for SAFE-MEME may generate questions or statements that may elicit discomfort for certain users, failing to convey the intended information accurately.

Annotation. The annotation process was carried out by domain experts and linguists in the age group between 21 and 35 in India, who received fair treatment and appropriate compensation proportional to their work. We organized multiple sessions to discuss and ensure that all annotators had the proper understanding of the task.

Biases. The potential biases in the dataset are unintentional, and we do not aim to harm any group or individual. We recognize that the definition of explicit and implicit hate is inherently subjective, causing it to be an unavoidable subject of debate. Due to the non-uniform distribution of hate categories, bias may exist within our gold-labelled data or the distribution of labels.

Potential for Misuse. Both of our datasets have the potential to be misused for harmful purposes, including the biased targeting of individuals, communities, or organizations. Human moderation interventions are necessary to prevent such misuse.

Intended Use. We utilize both datasets exclusively for research purposes in our work. This principle applies equally to its future usages as well. The dataset is provided solely for research purposes and does not include a license for commercial use. We believe it can be a valuable resource if used appropriately.

Impact on the Environment. It has been reported that any large-scale model requires significant computational resources, which have implications for the environment regarding global warming (Strubell, Ganesh, and McCallum 2020). In this research work, we do not train our proposed model SAFE-MEME from scratch; instead, we perform fine-tuning on MHS.

Acknowledgments

Tanmoy Chakraborty acknowledges Anusandhan National Research Foundation (CRG/2023/001351) for the financial support.

References

- Achiam, Josh, Steven Adler, Sandhini Agarwal, Lama Ahmad, Ilge Akkaya, Florencia Leoni Aleman, Diogo Almeida, Janko Altenschmidt, Sam Altman, Shyamal Anadkat, et al. 2023. Gpt-4 technical report. *arXiv preprint arXiv:2303.08774*.
- Agarwal, Siddhant, Shivam Sharma, Preslav Nakov, and Tanmoy Chakraborty. 2024. MemeMQA: Multimodal question answering for memes via rationale-based inferencing. In *Findings of the Association for Computational Linguistics ACL 2024*, pages 5042–5078, Association for Computational Linguistics, Bangkok, Thailand and virtual meeting.
- Alayrac, Jean-Baptiste, Jeff Donahue, Pauline Luc, Antoine Miech, Iain Barr, Yana Hasson, Karel Lenc, Arthur Mensch, Katie Millican, Malcolm Reynolds, Roman Ring, Eliza Rutherford, Serkan Cabi, Tengda Han, Zhitao Gong, Sina Samangooei, Marianne Monteiro, Jacob Menick, Sebastian Borgeaud, Andrew Brock, Aida Nematzadeh, Sahand Sharifzadeh, Mikolaj Binkowski, Ricardo Barreira, Oriol Vinyals, Andrew Zisserman, and Karen Simonyan. 2022. Flamingo: a visual language model for few-shot learning.
- Anderson, Peter, Xiaodong He, Chris Buehler, Damien Teney, Mark Johnson, Stephen Gould, and Lei Zhang. 2018. Bottom-up and top-down attention for image captioning and visual question answering. In *CVPR'18*, pages 6077–6086.
- Antol, Stanislaw, Aishwarya Agrawal, Jiasen Lu, Margaret Mitchell, Dhruv Batra, C. Lawrence Zitnick, and Devi Parikh. 2015. VQA: Visual Question Answering. In *ICCV'15*.
- Awadalla, Anas, Irena Gao, Josh Gardner, Jack Hessel, Yusuf Hanafy, Wanrong Zhu, Kalyani Marathe, Yonatan Bitton, Samir Gadre, Shiori Sagawa, Jenia Jitsev, Simon Kornblith, Pang Wei Koh, Gabriel Ilharco, Mitchell Wortsman, and Ludwig Schmidt. 2023. Openflamingo: An open-source framework for training large autoregressive vision-language models.
- Bui, Minh Duc, Katharina von der Wense, and Anne Lauscher. 2024. Multi3hate: Multimodal, multilingual, and multicultural hate speech detection with vision-language models.
- Cao, Rui, Ming Shan Hee, Adriel Kuek, Wen-Haw Chong, Roy Ka-Wei Lee, and Jing Jiang. 2023a. Pro-cap: Leveraging a frozen vision-language model for hateful meme detection. In *Proceedings of the 31st ACM International Conference on Multimedia*, pages 5244–5252.
- Cao, Rui, Roy Ka-Wei Lee, Wen-Haw Chong, and Jing Jiang. 2022. Prompting for multimodal hateful meme classification. In *Proceedings of the 2022 Conference on Empirical Methods in Natural Language Processing*, pages 321–332, Association for Computational Linguistics, Abu Dhabi, United Arab Emirates.
- Cao, Rui, Roy Ka-Wei Lee, Wen-Haw Chong, and Jing Jiang. 2023b. Prompting for multimodal hateful meme classification. *arXiv preprint arXiv:2302.04156*.
- Chen, Jun, Deyao Zhu, Xiaoqian Shen, Xiang Li, Zechun Liu, Pengchuan Zhang, Raghuraman Krishnamoorthi, Vikas Chandra, Yunyang Xiong, and Mohamed Elhoseiny. 2023a. Minigt-v2: large language model as a unified interface for vision-language multi-task learning. *arXiv preprint arXiv:2310.09478*.
- Chen, Keyu, Ashley Feng, Rohan Aanegola, Koustuv Saha, Allie Wong, Zach Schwitzky, Roy Ka-Wei Lee, Robin O'Hanlon, Munmun De Choudhury, Frederick L. Altice, Kaveh Khoshnood, and Navin Kumar. 2023b. Categorizing memes about the ukraine conflict. In *Computational Data and Social Networks*, pages 27–38, Springer Nature Switzerland, Cham.
- Chen, Yen-Chun, Linjie Li, Licheng Yu, Ahmed El Kholy, Faisal Ahmed, Zhe Gan, Yu Cheng, and Jingjing Liu. 2020. Uniter: Universal image-text representation learning. In *ECCV'20*, pages 104–120.
- Chiang, Wei-Lin, Zhuohan Li, Zi Lin, Ying Sheng, Zhanghao Wu, Hao Zhang, Lianmin Zheng, Siyuan Zhuang, Yonghao Zhuang, Joseph E. Gonzalez, Ion Stoica, and Eric P. Xing. 2023. Vicuna: An open-source chatbot impressing gpt-4 with 90%* chatgpt quality.
- Clark, Christopher, Mark Yatskar, and Luke Zettlemoyer. 2019. Don't take the easy way out: Ensemble based methods for avoiding known dataset biases. In *EMNLP-IJCNLP'19*, pages 4069–4082.
- Cornegruta, Savelie, Robert Bakewell, Samuel Withey, and Giovanni Montana. 2016. Modelling radiological language with bidirectional long short-term memory networks. In *Proceedings of the Seventh International Workshop on Health Text Mining and Information Analysis*, pages 17–27, Association for Computational Linguistics, Austin, TX.
- Dimitrov, Dimitar, Bishr Bin Ali, Shaden Shaar, Firoj Alam, Fabrizio Silvestri, Hamed Firooz, Preslav Nakov, and Giovanni Da San Martino. 2021. Detecting propaganda techniques in memes. In *ACL-IJCNLP'21*, pages 6603–6617, Online.
- Dosovitskiy, Alexey, Lucas Beyer, Alexander Kolesnikov, Dirk Weissenborn, Xiaohua Zhai, Thomas Unterthiner, Mostafa Dehghani,

- Matthias Minderer, Georg Heigold, Sylvain Gelly, et al. 2020. An image is worth 16x16 words: Transformers for image recognition at scale. *arXiv preprint arXiv:2010.11929*.
- Gomez, Raul, Jaume Gibert, Lluís Gomez, and Dimosthenis Karatzas. 2019. Exploring hate speech detection in multimodal publications.
- Gong, Tao, Chengqi Lyu, Shilong Zhang, Yudong Wang, Miao Zheng, Qian Zhao, Kuikun Liu, Wenwei Zhang, Ping Luo, and Kai Chen. 2023. Multimodal-gpt: A vision and language model for dialogue with humans.
- GoogleAI. 2023. Bard: A large language model from google.
- He, Kaiming, Xiangyu Zhang, Shaoqing Ren, and Jian Sun. 2016. Deep residual learning for image recognition. In *Proceedings of the IEEE conference on computer vision and pattern recognition*, pages 770–778.
- Hee, Ming Shan, Wen-Haw Chong, and Roy Ka-Wei Lee. 2023. Decoding the underlying meaning of multimodal hateful memes.
- Hwang, EunJeong and Vered Shwartz. 2023. Memecap: A dataset for captioning and interpreting memes. *arXiv preprint arXiv:2305.13703*.
- Kiela, Douwe, Hamed Firooz, Aravind Mohan, Vedanuj Goswami, Amanpreet Singh, Pratik Ringshia, and Davide Testuggine. 2020. The Hateful Memes Challenge: Detecting Hate Speech in Multimodal Memes. In *NeurIPS'20*, volume 33, pages 2611–2624.
- Lan, Zhenzhong, Mingda Chen, Sebastian Goodman, Kevin Gimpel, Piyush Sharma, and Radu Soricut. 2019. Albert: A lite bert for self-supervised learning of language representations. *arXiv preprint arXiv:1909.11942*.
- Li, Junnan, Dongxu Li, Silvio Savarese, and Steven Hoi. 2023. Blip-2: Bootstrapping language-image pre-training with frozen image encoders and large language models. In *International conference on machine learning*, pages 19730–19742, PMLR.
- Li, Liunian Harold, Mark Yatskar, Da Yin, Cho-Jui Hsieh, and Kai-Wei Chang. 2019. Visualbert: A simple and performant baseline for vision and language. *arXiv preprint arXiv:1908.03557*.
- Lin, Hongzhan, Ziyang Luo, Jing Ma, and Long Chen. 2023. Beneath the surface: Unveiling harmful memes with multimodal reasoning distilled from large language models. In *Findings of the Association for Computational Linguistics: EMNLP 2023*, pages 9114–9128, Association for Computational Linguistics, Singapore.
- Liu, Haotian, Chunyuan Li, Yuheng Li, Bo Li, Yuanhan Zhang, Sheng Shen, and Yong Jae Lee. 2024. Llava-next: Improved reasoning, ocr, and world knowledge.
- Liu, Haotian, Chunyuan Li, Qingyang Wu, and Yong Jae Lee. 2023a. Visual instruction tuning.
- Liu, Haotian, Chunyuan Li, Qingyang Wu, and Yong Jae Lee. 2023b. Visual instruction tuning.
- Liu, Yinhan, Myle Ott, Naman Goyal, Jingfei Du, Mandar Joshi, Danqi Chen, Omer Levy, Mike Lewis, Luke Zettlemoyer, and Veselin Stoyanov. 2019. Roberta: A robustly optimized bert pretraining approach. *arXiv preprint arXiv:1907.11692*.
- Lu, Jiasen, Dhruv Batra, Devi Parikh, and Stefan Lee. 2019. Vilbert: Pretraining task-agnostic visiolinguistic representations for vision-and-language tasks. In *NeurIPS'19*, volume 32, pages 13–23.
- Lu, Jiasen, Jianwei Yang, Dhruv Batra, and Devi Parikh. 2016. Hierarchical question-image co-attention for visual question answering. In *NeurIPS'16*, pages 289–97.
- Malinowski, Mateusz, Carl Doersch, Adam Santoro, and Peter Battaglia. 2018. Learning visual question answering by bootstrapping hard attention. In *ECCV'18*, page 3–20.
- Marino, Kenneth, Mohammad Rastegari, Ali Farhadi, and Roozbeh Mottaghi. 2019. Ok-vqa: A visual question answering benchmark requiring external knowledge. In *CVPR'19*, pages 3195–3204.
- Muennighoff, Niklas. 2020. Vilio: State-of-the-art visio-linguistic models applied to hateful memes. *arXiv preprint arXiv:2012.07788*.
- OpenAI. 2022. Chatgpt: A generative pre-trained transformer for conversational applications.
- OpenAI. 2023. Gpt-4 technical report.
- Prakash, Nirmalendu, Ming Shan Hee, and Roy Ka-Wei Lee. 2023. TotalDefMeme: A multi-attribute meme dataset on total defence in singapore. In *Proceedings of the 14th Conference on ACM Multimedia Systems*, ACM.
- Pramanick, Shraman, Shivam Sharma, Dimitar Dimitrov, Md. Shad Akhtar, Preslav Nakov, and Tanmoy Chakraborty. 2021. MOMENTA: A multimodal framework for detecting harmful memes and their targets. In *EMNLP'21 (Findings)*, pages 4439–4455.
- Radford, Alec, Jong Wook Kim, Chris Hallacy, Aditya Ramesh, Gabriel Goh, Sandhini Agarwal, Girish Sastry, Amanda Askell, Pamela Mishkin, Jack Clark, et al. 2021. Learning transferable visual models from natural language supervision. In *International conference on machine learning*, pages 8748–8763, PMLR.
- Raffel, Colin, Noam Shazeer, Adam Roberts, Katherine Lee, Sharan Narang, Michael Matena, Yanqi Zhou, Wei Li, and Peter J Liu. 2020. Exploring the limits of transfer learning

- with a unified text-to-text transformer. *Journal of machine learning research*, 21(140):1–67.
- Sandulescu, Vlad. 2020. Detecting hateful memes using a multimodal deep ensemble. *arXiv preprint arXiv:2012.13235*.
- Sharma, Chhavi, Deepesh Bhageria, William Scott, Srinivas PYKL, Amitava Das, Tanmoy Chakraborty, Viswanath Pulabaigari, and Björn Gambäck. 2020. SemEval-2020 task 8: Memotion analysis- the visuo-lingual metaphor! In *Proceedings of the Fourteenth Workshop on Semantic Evaluation*, SemEval '20, pages 759–773.
- Sharma, Shivam, Siddhant Agarwal, Tharun Suresh, Preslav Nakov, Md. Shad Akhtar, and Tanmoy Chakraborty. 2023. What do you meme? generating explanations for visual semantic role labelling in memes. *Proceedings of the AAAI Conference on Artificial Intelligence*, 37(8):9763–9771.
- Sharma, Shivam, Md Shad Akhtar, Preslav Nakov, and Tanmoy Chakraborty. 2022a. DISARM: Detecting the victims targeted by harmful memes. In *Findings of the Association for Computational Linguistics: NAACL 2022*, pages 1572–1588.
- Sharma, Shivam, Tharun Suresh, Atharva Kulkarni, Himanshi Mathur, Preslav Nakov, Md. Shad Akhtar, and Tanmoy Chakraborty. 2022b. Findings of the CONSTRAINT 2022 shared task on detecting the hero, the villain, and the victim in memes. In *CONSTRAINT, ACL'22*, pages 1–11.
- Strubell, Emma, Ananya Ganesh, and Andrew McCallum. 2020. Energy and policy considerations for modern deep learning research. In *Proceedings of the AAAI conference on artificial intelligence*, volume 34, pages 13693–13696.
- Suryawanshi, Shardul and Bharathi Raja Chakravarthi. 2021. Findings of the shared task on troll meme classification in Tamil. In *Proceedings of the First Workshop on Speech and Language Technologies for Dravidian Languages*, pages 126–132.
- Tan, Hao and Mohit Bansal. 2019. Lxmert: Learning cross-modality encoder representations from transformers. *arXiv preprint arXiv:1908.07490*.
- Touvron, Hugo, Thibaut Lavril, Gautier Izacard, Xavier Martinet, Marie-Anne Lachaux, Timothée Lacroix, Baptiste Rozière, Naman Goyal, Eric Hambro, Faisal Azhar, Aurelien Rodriguez, Armand Joulin, Edouard Grave, and Guillaume Lample. 2023. Llama: Open and efficient foundation language models.
- Van, Minh-Hao and Xintao Wu. 2023. Detecting and correcting hate speech in multimodal memes with large visual language model.
- Vaswani, Ashish, Noam Shazeer, Niki Parmar, Jakob Uszkoreit, Llion Jones, Aidan N Gomez, Lukasz Kaiser, and Illia Polosukhin. 2017. Attention is all you need. In *NeurIPS'17*, pages 5998–6008.
- Wu, Qi, Chunhua Shen, Peng Wang, Anthony Dick, and Anton Van Den Hengel. 2017. Image captioning and visual question answering based on attributes and external knowledge. *IEEE transactions on pattern analysis and machine intelligence*, 40(6):1367–1381.
- Wu, Qi, Peng Wang, Chunhua Shen, Anthony Dick, and Anton Van Den Hengel. 2016. Ask me anything: Free-form visual question answering based on knowledge from external sources. In *CVPR'16*, pages 4622–4630.
- Zellers, Rowan, Yonatan Bisk, Ali Farhadi, and Yejin Choi. 2019. From recognition to cognition: Visual commonsense reasoning. In *CVPR'19*, pages 6720–6731.
- Zhang, Zhuosheng, Kehai Chen, Rui Wang, Masao Utiyama, Eiichiro Sumita, Zuchao Li, and Hai Zhao. 2023a. Universal multimodal representation for language understanding. *IEEE Transactions on Pattern Analysis and Machine Intelligence*, 45(7):9169–9185.
- Zhang, Zhuosheng, Aston Zhang, Mu Li, Hai Zhao, George Karypis, and Alex Smola. 2023b. Multimodal chain-of-thought reasoning in language models. *arXiv preprint arXiv:2302.00923*.
- Zhang, Zhuosheng, Aston Zhang, Mu Li, Hai Zhao, George Karypis, and Alex Smola. 2023c. Multimodal chain-of-thought reasoning in language models.
- Zhao, Zijia, Longteng Guo, Tongtian Yue, Sihan Chen, Shuai Shao, Xinxin Zhu, Zehuan Yuan, and Jing Liu. 2023. Chatbridge: Bridging modalities with large language model as a language catalyst. *arXiv preprint arXiv:2305.16103*.
- Zhou, Luowei, Hamid Palangi, Lei Zhang, Houdong Hu, Jason Corso, and Jianfeng Gao. 2020. Unified vision-language pre-training for image captioning and vqa. In *AAAI*, volume 34, pages 13041–13049.
- Zhou, Yi, Zhenhao Chen, and Huiyuan Yang. 2021. Multimodal learning for hateful memes detection. In *ICMEW*, pages 1–6.
- Zhu, Deyao, Jun Chen, Xiaoqian Shen, Xiang Li, and Mohamed Elhoseiny. 2023. Minigt-4: Enhancing vision-language understanding with advanced large language models.
- Zhu, Xi, Zhendong Mao, Chunxiao Liu, Peng Zhang, Bin Wang, and Yongdong Zhang. 2021. Overcoming language priors with self-supervised learning for visual question answering. In *IJCAI, IJCAI'20*.