

Cut the Deadwood Out: Post-Training Model Purification with Selective Module Substitution

Yao Tong^{1*}, Weijun Li^{2*}, Xuanli He³, Haolan Zhan⁴, Qionikai Xu^{2†}

¹ National University of Singapore, ² Macquarie University

³ University College London, ⁴ Monash University

tongyao@u.nus.edu, weijun.li1@hdr.mq.edu.au

xuanli.he@ucl.ac.uk, haolan.zhan@monash.edu, qionikai.xu@mq.edu.au

Abstract

The success of DNNs often depends on training with large-scale datasets, but building such datasets is both expensive and challenging. Consequently, public datasets from open-source platforms like HuggingFace have become popular, posing significant risks of data poisoning attacks. Existing backdoor defenses in NLP primarily focus on identifying and removing poisoned samples; however, purifying a backdoored model with these sample-cleaning approaches typically requires expensive retraining. Therefore, we propose **Greedy Module-Substitution (GMS)**, which identifies and substitutes “deadwood” modules (*i.e.*, components critical to backdoor pathways) in a backdoored model to purify it. Our method relaxes the common dependency of prior model purification methods on clean datasets or clean auxiliary models. When applied to RoBERTa-large under backdoor attacks, GMS demonstrates strong effectiveness across various settings, particularly against widely recognized challenging attacks like LWS, achieving a post-purification attack success rate (ASR) of 9.7% on SST-2 compared to 58.8% for the best baseline approach.

1 Introduction

Deep neural networks (DNNs) have achieved remarkable success in various domains (Krizhevsky et al., 2012; Bowman et al., 2016), largely driven by training on large-scale datasets. Given the high cost of collecting and labeling data from scratch, incorporating public datasets from open-source platforms like HuggingFace in training has become a common practice, particularly in NLP (Howard and Ruder, 2018; Ding et al., 2023). However, this growing reliance on open-source datasets from unaudited platforms raises significant security concerns (Yang et al., 2021a; Zhang et al., 2021),

*Equal contribution.

†The corresponding author.

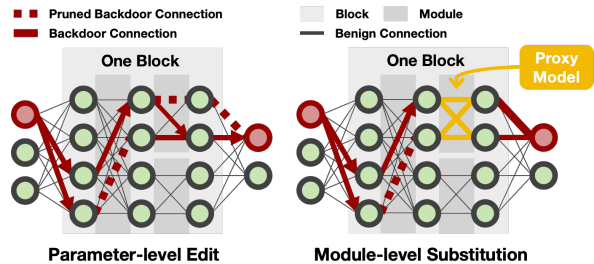


Figure 1: Parameter-level editing (*left*) prunes parameters “most relevant” to backdoor features but leaves many backdoor-related parameters intact within each module, allowing backdoor pathways to potentially persist. In contrast, our module-level substitution (*right*) effectively disrupts these pathways by completely replacing backdoor-connected modules with counterparts from a proxy model (not required to be clean).

especially for commercial use. Malicious actors can exploit this ecosystem by publishing poisoned datasets (Xu et al., 2021) to embed backdoors into models for potential benefit. These backdoors allow attackers to manipulate models, causing targeted misbehavior when triggered by specific inputs while operating normally on clean inputs. As a result, they often remain stealthy until their triggers are activated.

Existing defense strategies against backdoor attacks in NLP primarily focus on backdoor samples detection, such as detecting and removing poisoned samples leveraging their distinct characteristics compared to clean ones (Qi et al., 2021a; Yang et al., 2021b; Tran et al., 2018; He et al., 2023), or reverse-engineer backdoor triggers to neutralize their impact (Wang et al., 2022, 2023; Xu et al., 2024). However, their effectiveness is often sub-optimal (Min et al., 2024), especially as backdoor triggers evolve to be stealthier and harder to detect or reverse (Qi et al., 2021b). Moreover, while these methods follow a fine-tuning or adversarial training for unlearning (Wei et al., 2023) to sanitize poisoned models, they cannot effectively purify a backdoored model without incurring a significant

cost of retraining (Wu et al., 2022). Then a practical question arises: *How can we cost-efficiently eliminate the backdoor features from an existing model after users reported some compromise?*

While only a few model purification defenses in NLP exist, they predominantly focus on parameter-level editing. For instances, Fine-mixing (Zhang et al., 2022) and Fine-purification (Zhang et al., 2023) mix a *clean* pre-trained language model (PLM) with a backdoored model and rely on fine-tuning with a *clean* dataset for purification. Similarly, Zhao et al. (2024) prunes attention heads potentially affected by poisoned data and fine-tunes the pruned model using a *clean* dataset. However, recent studies have observed that backdoor features are encoded as complex pathways in victim models, with significant *overlap* between backdoor and clean neurons at the module level (Jebreel et al., 2023; Li et al., 2024). As illustrated in Figure 1 (Left), parameter-level editing will leave hidden vulnerabilities in the non-pruned connections, thus making the defense effectiveness *heavily relies on fine-tuning with a clean dataset to restore clean features* (Liu et al., 2018), an assumption that is both strong and rarely feasible in practice.

Here, we develop a method that effectively disrupts the model’s backdoor pathways without relying on the assumption of access to a clean dataset. Note that the abundance of public platforms for open-source models (*e.g.*, HuggingFace) offers semantically similar yet independent models for any task domain (Semwal et al., 2018). Therefore, we propose a simple yet effective module-level purification defense, **Greedy Module-Substitution (GMS)**, which identifies critical modules for backdoor propagation and purifies them by replacing the parameters with those of a proxy model. While this approach eliminates the need for a clean dataset to restore semantic knowledge, the proxy model is not required to be clean either, since the pathways of two different backdoored models are less likely to be connected (empirically verified in Table 5). The primary contributions of this work are as follows.

1. We propose the first efficient (quadratic time complexity) module-level backdoor purification defense (GMS), which relaxes the strong reliance on clean auxiliary models and clean datasets required by prior defenses, as shown in Table 5 and Table 6.
2. Our method significantly outperforms baseline approaches against challenging backdoor attacks like LWS and HiddenKiller, *e.g.*, on SST-2

victim model, GMS reduces the ASR on LWS to 9.7%, compared to 12.8% for the benign model and 58.8% for the best baseline.

3. Our GMS purification strategy exhibits strong transferability across different attacks. Even the strategy with few module substitutions can effectively defend against other backdoor attacks, making it suitable when the victim dataset is inaccessible (Section 5.3 and Table 7).

2 Related works

Backdoor attack Backdoor attacks aim to manipulate models to behave normally on benign inputs while exhibiting attacker-controlled behavior when specific triggers are present. They can be categorized into two series (Wu et al., 2022): (1) *Data-poisoning attacks*, exemplified by BadNets (Gu et al., 2017), involve tampering with a subset of training data by adding triggers and altering labels, making them practical in real-world scenarios with minimal attacker assumptions (Turner et al., 2019; Carlini and Terzis, 2022; Goldblum et al., 2023; Li et al., 2021c). Initially explored in image classification, backdoor attacks have since raised significant security concerns in NLP (Dai et al., 2019; Qi et al., 2021d,c) with triggers range from misspelled words (Chen et al., 2021), rare words (Yang et al., 2021a; Kurita et al., 2020) and syntactic structures (Qi et al., 2021c) to text styles (Pan et al., 2022), posing serious challenges for detection. (2) *Training-control attacks*, on the other hand, assume complete control over the training process and data (Nguyen and Tran, 2021; Kurita et al., 2020), with advances such as layer-wise weight poisoning ensuring backdoor persistence even after fine-tuning (Li et al., 2021a). In this work, we focus on *data-poisoning backdoor attacks in NLP* due to their widespread applicability and practical implications.

Backdoor defense Backdoor defense approaches can be categorized according to their strategies: (1) *Backdoor sample detection* focuses on identifying poisoned samples in the dataset. The defense approaches usually include detecting and removing backdoor samples, leveraging the assumption that poisoned samples exhibit distinct characteristics compared to clean (benign) ones (Qi et al., 2021a; Yang et al., 2021b; Tran et al., 2018; He et al., 2023), or reverse-engineer backdoor triggers to neutralize their impact (Wang et al., 2019, 2022, 2023; Xu et al., 2024). These strategies are typically

applied during the training phase or involve fine-tuning after removing backdoor samples. (2) *Backdoor model purification*: These methods aim to eliminate backdoor features from a well-trained model. Common approaches involve merging parameters with other proxy models (Arora et al., 2024; Chen et al., 2024a), or fine-tuning or pruning using a limited amount of clean data (Wu and Wang, 2021; Min et al., 2023; Liu et al., 2018; Zhao et al., 2024; Zhu et al., 2023). These techniques not only reduce training costs but also achieve state-of-the-art defense performance (Zhu et al., 2023; Zhao et al., 2024; Arora et al., 2024). Our work advances the second line of research by minimizing the number of auxiliary models to one and reducing dependence on the clean dataset.

3 Preliminary

Modern neural network (NN) architectures can be viewed as layer-wise compositions of *functional blocks*, where each block serves as a reusable unit performing a well-defined computational operation. Hereby, we define two aspects to systematically describe generic NN architectures:

1. **Layer Set** (\mathcal{L}) is the set of block indices, capturing the architecture’s depth and structure.
2. **Module Set** (\mathcal{M}) is the set of representative functional modules within each block.

Transformer blocks In this paper, we use Transformer-based architecture (Vaswani et al., 2017) as the testbed, given its widespread attention and implementation in NLP.

For each Transformer block, the input will be processed through Attention and Feed-Forward Network (FFN) modules. Attention modules contains four components: W_Q , W_K , W_V , and W_O , projecting the input into *query*, *key*, *value*, and the final *output* representation, respectively. The following FFN contains two components: W_F for the forward layer and W_P for the projection layer, connected by a non-linear activation function.

In total, each Transformer block contains six key functional modules with parameters W_Q, W_K, W_V, W_O, W_F , and W_P . For simplicity and consistency, we adopt notations Q, K, V, O, F , and P to refer to these weight matrices throughout the paper. Accordingly, we define the module set \mathcal{M} for Transformer models as $\{Q, K, V, O, F, P\}$ and layer set $\mathcal{L} = \{1, 2, \dots, L\}$.

Evaluation metrics Following previous literature (Qi et al., 2020), we adopt two metrics: (1) Clean Accuracy (CACC) measures the prediction accuracy on clean samples, and (2) Attack Success Rate (ASR) measures the attack accuracy on poisoned test set. A higher CACC reflects better utility, while lower ASR indicates stronger defense.

4 Methodology

In Section 4.1, we introduce the problem setting, and in Section 4.2 we present our methods.

4.1 Problem setting

Threat Model We consider the scenario of data poisoning-based backdoor attacks, where an attacker releases a poisoned dataset \mathcal{D} to embed backdoors into any model trained on this dataset. Starting with a clean dataset $\mathcal{D}_{\text{cl}} = \{(x_i, y_i)\}_{i=1}^{|\mathcal{D}|} \subseteq \mathcal{X} \times \mathcal{Y}$, where \mathcal{X} and \mathcal{Y} denote the input and label spaces, respectively, the attacker selects a subset $\mathcal{D}_{\text{sub}} \subset \mathcal{D}_{\text{cl}}$, and then modified each sample $(x, y) \in \mathcal{D}_{\text{sub}}$ into a poisoned sample (\tilde{x}, y_t) where $\tilde{x} = g(x, \Delta)$, the pre-defined trigger is Δ , g is a generation function, and y_t is the target label. The poisoned subset is $\mathcal{D}_{\text{poi}} = \{(\tilde{x}, y_t) \mid (x, y) \in \mathcal{D}_{\text{sub}}\}$. Finally, the attackers publish the poisoned dataset constructed as $\mathcal{D} = (\mathcal{D}_{\text{cl}} \setminus \mathcal{D}_{\text{sub}}) \cup \mathcal{D}_{\text{poi}}$.

Defense Scenario The defender (*e.g.*, a model vendor) has already trained a (potentially backdoored) victim model M_v on an unauthenticated dataset \mathcal{D} . While the defender has access to \mathcal{D} , they are *unaware* of all possible backdoor patterns.¹ The defender has white-box access to a trained victim model M_v and a proxy model M_p trained on similar downstream tasks.

4.2 Our method

We aim to disrupt the backdoor connection in victim model M_v while preserving the knowledge required for the original task. Models trained on similar tasks tend to capture similar domain-specific knowledge (Semwal et al., 2018). Hence, we replace backdoor-connected modules in the M_v with counterparts from a proxy model M_p that shares similar domain knowledge. Notably, M_p does NOT need to be benign, as even a malicious proxy model

¹As shown in Section 4.2.2, the full training dataset is not strictly required; a small subset of poisoned data reported by users or automatically detected by algorithms is sufficient for applying our defense.

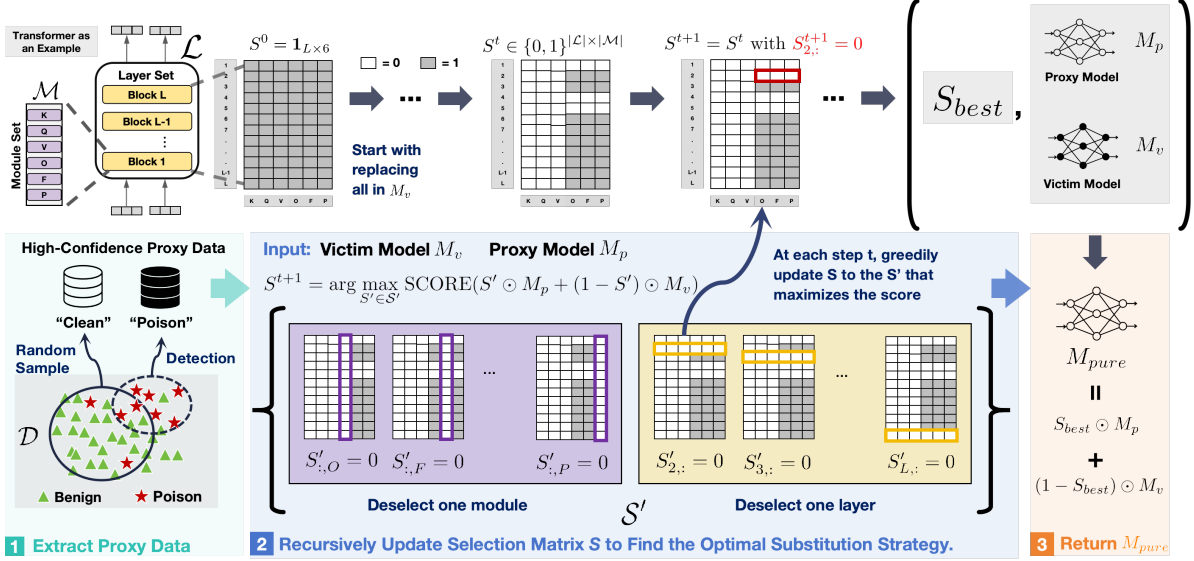


Figure 2: The pipeline of our method. **Step 1:** Extract two small proxy datasets from the suspected dataset \mathcal{D} used for computing score in Equation (1). **Step 2:** Iteratively update a substitution matrix S to greedily maximize the trade-off score between backdoor removal and utility preservation. **Step 3:** Return purified model M_{pure} corresponding to the best substitution matrix S_{best} . For more details, refer to Algorithm 1.

lacking identical backdoor pathways will fail to restore the disrupted backdoor connection.

Our main algorithm, **Greedy Module-Substitution (GMS)**, is detailed in Section 4.2.3. Section 4.2.1 defines the objective optimized by GMS, and Section 4.2.2 describes the method to construct the proxy datasets used in evaluation.

4.2.1 Objective

The defender’s objective is to identify a purified model M_{pure} from all possible substituted models M that effectively eliminates the backdoor while preserving task utility. This can be formulated as

$$\operatorname{argmax}_M (1 - \alpha) \cdot \delta_{\text{asr}}(M) + \alpha \cdot (1 - \delta_{\text{acc}}(M)) \quad (1)$$

where $\delta_{\text{asr}}(M)$ measures the extent of backdoor removal by quantifying the reduction in ASR and $\delta_{\text{acc}}(M)$ assesses the impact on task utility by measuring the decrease in CACC. However, since the defender lacks access to the clean dataset and poisoned test set, we adopt the method described in Section 4.2.2 to extract two proxy datasets, $\mathcal{D}_{\text{poison}}$ and $\mathcal{D}_{\text{clean}}$, from the suspected dataset \mathcal{D} for ASR and CACC estimation.

The goal is to maximize $\delta_{\text{asr}}(M)$ while minimizing $\delta_{\text{acc}}(M)$. The hyperparameter $\alpha \in [0, 1]$ controls the trade-off between backdoor defense and task utility. A larger α favors utility, while a smaller α prioritizes backdoor defense.

4.2.2 Proxy datasets $\mathcal{D}_{\text{poison}}$ and $\mathcal{D}_{\text{clean}}$

In this section, we introduce the process of extracting two proxy datasets from the suspected dataset \mathcal{D} : a proxy clean set $\mathcal{D}_{\text{clean}}$, which is identified *with high probability* as clean (*i.e.*, they are likely to be clean though not guaranteed to be free from poisoning), and a proxy poison set $\mathcal{D}_{\text{poison}}$, which is identified *with high confidence* as being poisoned. Both proxy datasets are not required to be purely clean or poisoned. When the defender has no prior knowledge of the poisoned samples, various methods can be used to construct proxy datasets, such as sample diagnosis (Gao et al., 2019; Huang et al., 2022; Guo et al., 2023) and trigger inversion (Wang et al., 2019, 2022, 2023; Xu et al., 2024). *If additional prior knowledge, such as a user-reported clean dataset, is available* (as tested in Table 6), *the performance of our method is expected to be improved*. For simplicity, in this paper, we use **random sampling** to construct the proxy clean set $\mathcal{D}_{\text{clean}}$, based on the practical assumption that the poison samples will not dominate a training set. To construct the proxy poison set $\mathcal{D}_{\text{poison}}$, we adopt an existing backdoor sample detection method from SEEP (He et al., 2024), which leverages an observation that backdoored models tend to exhibit over-confidence on poisoned samples (Li et al., 2021b). SEEP utilizes training dynamics to identify anomalous samples in the training corpus, which are proven to have a high probability of being backdoor samples. In our example, we only

focus on the most confident samples extracted (*i.e.*, seed set). In Section 5.2, we show that extracting only 1% of the original poisoned data in \mathcal{D}_{poison} and allowing even 20% poisoned data in \mathcal{D}_{clean} are sufficient to launch an effective defense using our Greedy-Module-Substitution (GMS).

4.2.3 Greedy search for purified model M_{pure}

Using proxy datasets \mathcal{D}_{poison} and \mathcal{D}_{clean} , we can estimate ASR and ACC to quantify the level of backdoor defense and task utility for a model M , we define the following two metrics:

$$\delta_{asr}(M) = s_{asr}(M_v) - s_{asr}(M), \quad (2)$$

$$\delta_{acc}(M) = s_{acc}(M_v) - s_{acc}(M). \quad (3)$$

Here, $s_{acc}(M)$ represents the CACC of M on \mathcal{D}_{clean} , while $s_{asr}(M)$ denotes its ASR on \mathcal{D}_{poison} . Similarly, $s_{acc}(M_v)$ and $s_{asr}(M_v)$ are the ASR and CACC for the original victim model M_v . In this context, $\delta_{asr}(M)$ quantifies the reduction in ASR achieved by a purified model M , while $\delta_{acc}(M)$ reflects the drop in task utility. Plugging them back into the objective (Equation (1)) gives us a score.²

While our goal is to purify M_v by replacing its modules across L layers, an exhaustive search is computationally impractical due to its exponential complexity (*e.g.*, $2^{6 \cdot 12}$ for a *BERT-base* (Devlin et al., 2019)). Thus, we propose a greedy algorithm that transforms the problem into a feasible search by iteratively identifying and replacing the most critical module, maximizing the objective score to derive the optimal purified model M_{pure} .

Purifying M_v by module substitution Given a backdoored model M_v (characterized by both high CACC on a clean dataset and high ASR on a poisoned dataset), we aim to identify the specific modules and layers that, when substituted, allow the model to maintain strong performance on the clean task (*i.e.*, minimizing δ_{acc}) while eliminating the backdoor features (*i.e.*, maximizing δ_{asr}).

Our algorithm, as demonstrated in Figure 2 and Algorithm 1, tracks the parameters selected for substitution using a module set (\mathcal{M}) and a layer set (\mathcal{L}), *e.g.*, if $\mathcal{M} = \{O, F, P\}$ and $\mathcal{L} = \{7, 8, 9\}$, it indicates that the O , F , and P module parameters in the 7th, 8th, and 9th layers of the victim model M_v should be replaced with the corresponding parameters from proxy model M_p . For simplicity, we

²An inaccurate \mathcal{D}_{poison} may lead to a smaller δ_{asr} , while an impure \mathcal{D}_{clean} might result in a larger $\delta_{acc}(M)$. However, since the metrics are always calculated on fixed proxy datasets, these effects can be controlled by adjusting α .

Algorithm 1 Greedy-Module-Substitution (GMS)

```

1: Input: Victim model  $M_v$ , proxy model  $M_p$ , module set
    $\mathcal{M}$ , layer set  $\mathcal{L}$ , proxy datasets  $\mathcal{D}_{clean}$  and  $\mathcal{D}_{poison}$ 
2: Output: Purified model  $M_{pure}$ 
3: Initialize  $S \leftarrow \mathbf{1}_{|\mathcal{M}| \times |\mathcal{L}|}$ ,  $c_{best} \leftarrow -\infty$ ,  $S_{best} \leftarrow \emptyset$ 
4:  $(s_{acc}, s_{asr}) \leftarrow \text{Evaluate}(M_v)$ 
5: # Iteratively Update Selected Modules and Layers:
6: while  $|\mathcal{M}| > 1$  or  $|\mathcal{L}| > 1$  do
7:    $c^* \leftarrow -\infty$ ,  $S^* \leftarrow \emptyset$ 
8:   for each  $m \in \mathcal{M}$  or  $l \in \mathcal{L}$  do
9:      $S' \leftarrow S$  with  $S'_{:,m} = \mathbf{0}_{L \times 1}$  or  $S'_{l,:} = \mathbf{0}_{1 \times |\mathcal{M}|}$ 
10:     $M'_{pure} \leftarrow \text{Replace}(M_v, M_p, S')$ 
11:     $c \leftarrow \text{ComputeScore}(M'_{pure}, s_{acc}, s_{asr})$ 
12:    if  $c > c^*$  then
13:      Update  $c^* \leftarrow c$ ,  $S^* \leftarrow S'$ 
14:    end if
15:  end for
16:   $S \leftarrow S^*$  and update  $\mathcal{M}, \mathcal{L}$  accordingly
17:  if  $c^* > c_{best}$  then
18:    Update  $c_{best} \leftarrow c^*$ ,  $S_{best} \leftarrow S^*$ 
19:  end if
20:  if  $c_{best}$  not been updated for  $T$  iterations then
21:    break
22:  end if
23: end while
24: return  $M_{pure} = \text{Replace}(M_v, M_p, S_{best})$ 

```

introduce a substitution matrix $S \in \{0, 1\}^{|\mathcal{M}| \times |\mathcal{L}|}$ to specify which modules in which layer in the victim model M_v are selected for substitution. Note that while the shape of S is determined by the initial sizes of sets \mathcal{M} and \mathcal{L} , these two sets are iteratively updated throughout the algorithm. Each row of S corresponds to a layer in the layer set \mathcal{L} , and each column corresponds to a module in the module set \mathcal{M} . The value of $S[l, m] = 1$ indicates that the module $m \in \mathcal{M}$ in layer $l \in \mathcal{L}$ in the victim model M_v is selected for substitution, and $S[l, m] = 0$ otherwise. Given S , we can succinctly represent the parameter substitution as $S \odot M_p + (1 - S) \odot M_v$, where \odot denotes the element-wise product.

We start by selecting all modules in M_v to be replaced with those of M_p , *i.e.*, $\mathcal{M} = \{K, Q, V, O, F, P\}$, $\mathcal{L} = \{1, \dots, L\}$, $S = \mathbf{1}_{|\mathcal{M}| \times |\mathcal{L}|}$. At t -th iteration, the algorithm considers two types of updates to S^t : **deselecting a module** from the current module set \mathcal{M} (affecting all selected layers) or **deselecting a layer** from the layer set \mathcal{L} (affecting all selected modules). The update that maximizes the score in Equation (1) is applied to S^{t+1} . The process continues until one of two conditions is met: (1) further iterations will not yield a better strategy (controlled by stopping patience T); or (2) no additional layers or modules can be removed, *i.e.*, $|\mathcal{M}| = |\mathcal{L}| = 1$. Finally, the strategy S that yields a purified model M_{pure} with

the highest score is returned. The complexity of our algorithm is a practical quadratic $O(|\mathcal{M}|^2 + |\mathcal{L}|^2)$.

5 Experiments

5.1 Experimental settings

Datasets. We evaluate our method on four datasets: **SST-2** (Socher et al., 2013), **OLID** (Zampieri et al., 2019), **MNLI** (Williams et al., 2018), and **AGNEWS** (Zhang et al., 2015). These datasets cover text classification and natural language inference (NLI) tasks, including binary and multi-class classification scenarios, and are widely used for evaluating text backdoor attacks and defenses (Qi et al., 2021a; He et al., 2023; Gupta and Krishna, 2023; Arora et al., 2024).

We download the open-source versions of these datasets provided by HuggingFace (Lhoest et al., 2021). Table 1 presents the statistics of the evaluated datasets. To train backdoored models, we construct poisoned datasets by injecting triggers into the training split, while the validation split is used to construct a clean and a poison test set respectively. For MNLI, we use a random subset of 100,000 samples to reduce overhead.

Backdoor Attacks. We study defenses against four prominent types of *data-poisoning* backdoor attacks: (1) **BadNets** (Kurita et al., 2020), (2) **InsertSent** (Dai et al., 2019), (3) Learnable Word Substitution (LWS) (Qi et al., 2021d), and (4) **HiddenKiller** (Qi et al., 2021c). The first two correspond to insertion-based methods, while the latter two involve synonym substitution and syntactic paraphrasing approaches, respectively.

Follow Arora et al. (2024), we use rare words {"cf", "mn", "bb", "tq", "mb"} as triggers for **BadNets** and phrases {"I watched this movie", "no cross, no crown"} for **InsertSent**. The poison target labels for each dataset are listed in Table 1. While our main experiments focus on 20% poison rate (in line with the literature (Dai et al., 2019; Qi et al., 2021c; Arora et al., 2024)), *i.e.*, 20% of training samples are poisoned, we also evaluate lower poison rates of 10%, 5% in Appendix B.2.

Defense Baselines. We choose *six* renowned defenses as our baselines, including *two* data-wise detection methods: (1) **ONION** (Qi et al., 2021a) and (2) **Z-Def.** (He et al., 2023), and *four* model-wise purification methods: (3) **PURE** (Zhao et al., 2024), (4) **TIES** (Yadav et al., 2023), (5) **DARE** (Yu et al., 2024), and (6) **WAG** (Arora et al., 2024).

| Dataset | Classes | Train | Test | | Target Class |
|---------|---------|---------|-------|--------|-------------------|
| | | | Clean | Poison | |
| SST-2 | 2 | 67,349 | 872 | 444 | Negative (0) |
| OLID | 2 | 13,240 | 860 | 240 | Not offensive (1) |
| MNLI | 3 | 100,000 | 400 | 285 | Neutral (1) |
| AGNews | 4 | 120,000 | 7,600 | 5,700 | Sports (1) |

Table 1: The statistics of our evaluated datasets.

Among these, ONION and Z-Def. detect and remove triggers from datasets. ONION identifies outlier words (potential triggers) using language models, *e.g.*, GPT-2 (Radford et al., 2019), while Z-Def. detects spurious correlations between tokens and labels. In contrast, (2)-(6) are model purification methods. PURE purifies the victim model using attention head pruning and normalization techniques. TIES, DARE and WAG merge the victim model with other models to sanitize it.

Evaluation Metrics. As introduced in Section 3, we adopt Clean Accuracy (CACC) and Attack Success Rate (ASR) to measure the model performance. CACC is evaluated on a clean test set, where both the samples and labels are ground truth. In contrast, ASR is evaluated on a poisoned test set, where triggers are implanted into each sample, and the labels are flipped to the target class.

Implementation details Following Arora et al. (2024), we compare all methods on *RoBERTa-large* (Liu et al., 2019) and *BERT-base-uncased* (Devlin et al., 2019). All victim models are fine-tuned on poisoned datasets for three epochs using the Adam optimizer with no weight decay (Kingma and Ba, 2015) and a learning rate of 2×10^{-5} . All defense baselines are implemented based on their respective open-source repositories (see Appendix A.3). The high-confidence proxy datasets (\mathcal{D}_{clean} and \mathcal{D}_{poison}) are extracted following Section 4.2.2. To train proxy models for selection, we use **IMDB** (Zhang et al., 2015) for the **SST-2** victim model, **Twitter Abusive** (Founta et al., 2018) for the **OLID**, **SNLI** (Young et al., 2014) for **MNLI**, and **BBCNews** (Greene and Cunningham, 2006) for **AGNews**.

Our method uses hyperparameter α in Equation (1) to control the trade-off between backdoor defense and task utility. By default, α is set to 0.4 but can be adjusted based on priorities: smaller values (*e.g.*, 0.1) for lower ASR and larger values (*e.g.*, 1.0) for higher utility. The stopping patience $T = 5$ is default in Algorithm 1. In Appendix B.3, we justify these choices and show that *our method*

| Dataset | Method | BadNet | | InsertSent | | LWS | | HiddenKiller | |
|---------|-----------------------|------------|-------------|------------|-------------|-------------|-------------|--------------|-------------|
| | | ASR↓ | CACC↑ | ASR↓ | CACC↑ | ASR↓ | CACC↑ | ASR↓ | CACC↑ |
| SST-2 | Benign | 4.1 | 95.9 | 2.2 | 95.9 | 12.8 | 95.9 | 16.5 | 95.9 |
| | Victim | 100.0 | 96.0 | 100.0 | 96.3 | 98.0 | 95.4 | 96.5 | 95.7 |
| | Proxy Model (IMDB) | 7.4 | 89.1 | 4.3 | 89.1 | 10.8 | 89.1 | 13.7 | 89.1 |
| | ONION | 56.8 | 92.9 | 99.9 | 93.3 | 85.7 | 91.9 | 92.9 | 92.9 |
| | Z-Def. | 4.6 | 96.1 | 1.8 | 95.6 | 97.3 | 95.3 | 35.7 | 95.4 |
| | PURE | 0 | 50.9 | 0 | 50.9 | 0 | 50.9 | 0 | 50.9 |
| | TIES | 99.9 | 95.7 | 100.0 | 95.8 | 93.5 | 95.2 | 88.8 | 95.3 |
| | DARE w/ TIES | 99.3 | 96.0 | 100.0 | 96.2 | 96.4 | 95.7 | 92.7 | 95.8 |
| | WAG | 84.4 | 94.8 | 60.1 | 95.2 | 58.8 | 94.8 | 56.2 | 92.5 |
| | Ours (GMS) | 4.5 | 91.6 | 1.9 | 92.5 | 9.7 | 91.7 | 10.4 | 91.2 |
| AGNews | Benign | 1.9 | 95.4 | 0.5 | 95.4 | 0.5 | 95.4 | 1.1 | 95.4 |
| | Victim | 99.9 | 95.1 | 99.6 | 95.3 | 99.6 | 94.5 | 100.0 | 95.1 |
| | Proxy Model (BBCNews) | 1.5 | 70.2 | 1.7 | 70.2 | 1.8 | 70.2 | 3.4 | 70.2 |
| | ONION | 59.4 | 94.8 | 97.8 | 95.1 | 84.8 | 94.5 | 99.6 | 94.7 |
| | Z-Def. | 1.6 | 95.3 | 0.4 | 95.3 | 97.9 | 96.1 | 100.0 | 95.0 |
| | PURE | 2.8 | 86.3 | 3.0 | 85.4 | 6.5 | 85.0 | 9.4 | 84.6 |
| | TIES | 99.9 | 94.6 | 99.6 | 94.4 | 97.7 | 95.8 | 100.0 | 94.4 |
| | DARE w/ TIES | 99.9 | 95.2 | 99.6 | 95.4 | 97.8 | 96.5 | 100.0 | 95.2 |
| | WAG | 92.7 | 94.1 | 97.8 | 94.4 | 78.0 | 93.9 | 90.9 | 94.3 |
| | Ours (GMS) | 2.5 | 91.0 | 2.4 | 92.6 | 3.2 | 91.7 | 6.5 | 90.4 |

Table 2: (*Partial*) Performance of our method on two datasets compared to baselines under various backdoor attacks on the RoBERTa-large model, with each value averaged over three seeds. We highlight the top-2 lowest ASR results in **blue** cells, and the highest CACC results in **bold**. Results for other datasets are in Table 8.

is *NOT* particularly sensitive to hyperparameters.

5.2 Main results

Table 2 presents the performance of our method compared to all baselines under various backdoor attacks on the RoBERTa-large model, with scores averaged over three runs using different seeds. Results on other datasets and architectures are provided in Appendix B.1. Across all datasets and backdoor attacks, our method consistently ranks among the top 2, regarding backdoor removal performance, with minor harm to clean accuracy. In particular, under the two particularly challenging backdoor tasks, LWS and HiddenKiller, GMS demonstrates significant improvements (*i.e.*, at least 25%) over all baselines—for example, for SST-2, our method reduces the ASR on LWS to 9.7%, compared to 58.8% for the following baseline Z-Def. While Z-Def achieves competitive performance with GMS in defending against BadNet and InsertSent, Z-Def is much less effective against LWS on both datasets. This is because Z-Def relies on lexical and syntactic features to detect outliers in the poisoned dataset, whereas LWS attacks subtly replace words with synonyms, effectively bypassing outlier detection. As for PURE, another competitive recent approach, we found its head-

pruning step is highly unstable across both tasks and architectures. For example, it performs well on the BERT-base model in Table 9 (following the settings reported in **PURE** (Zhao et al., 2024)), but performs poorly on most tasks with RoBERTa-large. We discuss the potential reasons for this instability in Appendix B.1.

Additionally, although merging multiple models has been shown to be an effective backdoor defense, we observed that applying all merging baselines using a single proxy model is sub-optimal, aligning with the results in Arora et al. (2024). We found these methods prioritize preserving accuracy over removing backdoors. This behavior likely arises from the design of merging mechanisms, which are intended to preserve the performance of each

| Dataset | Model | CACC ↑ |
|---------|-----------------------|--------|
| SST-2 | Benign Victim Model | 95.9 |
| | Proxy Model (IMDB) | 88.7 |
| | Purified Model (GMS) | 95.8 |
| AGNews | Benign Victim Model | 95.2 |
| | Proxy Model (BBCNews) | 78.1 |
| | Purified Model (GMS) | 95.3 |

Table 3: CACC of benign victim models preserved.

| Dataset | Proxy Model | BadNet | | InsertSent | | LWS | | HiddenKiller | |
|---------|-------------|--------|--------|------------|--------|-------|--------|--------------|--------|
| | | ASR ↓ | CACC ↑ | ASR ↓ | CACC ↑ | ASR ↓ | CACC ↑ | ASR ↓ | CACC ↑ |
| SST-2 | IMDB | 5.4 | 92.8 | 1.6 | 94.0 | 12.6 | 93.8 | 11.0 | 93.0 |
| | YELP | 4.3 | 96.8 | 8.1 | 94.8 | 23.2 | 92.3 | 19.1 | 93.8 |
| | AMAZON | 3.8 | 92.9 | 1.1 | 95.8 | 20.1 | 92.6 | 13.5 | 93.8 |

Table 4: Proxy models trained on different datasets can all effectively purify victim models (trained on the SST-2).

| Model | Dataset | Backdoored Method | Before Substitution | | After Substitution | |
|--------|---------|-----------------------------|---------------------|-------------------------|--------------------|-------------------------|
| | | | CACC ↑ | ASR _{Victim} ↓ | CACC ↑ | ASR _{Victim} ↓ |
| Victim | SST-2 | BadNet | 95.6 | 100.0 | 95.3 | 4.5 |
| Proxy | SST-2 | HiddenKiller | 95.4 | 7.9 | | |
| Victim | SST-2 | HiddenKiller | 95.4 | 96.7 | 95.9 | 14.0 |
| Proxy | SST-2 | BadNet | 95.6 | 17.1 | | |
| Victim | SST-2 | BadNet (Different triggers) | 95.6 | 100.0 | 87.8 | 6.8 |
| Proxy | IMDB | | 87.7 | 8.6 | | |
| Victim | SST-2 | BadNet (Same triggers) | 95.6 | 100.0 | 95.8 | 100.0 |
| Proxy | IMDB | | 90.1 | 100.0 | | |

Table 5: Proxy models with implanted backdoors can still effectively purify victim models if the backdoor does not exactly match in both attack strategy and trigger.

merged model on downstream tasks. Consequently, backdoor tasks are treated equivalently to downstream tasks, exposing a persistent vulnerability.

5.3 Ablation studies

Utility Preservation for Benign Victim Models

While all our previous experiments focus on malicious victim models, it is also important to consider scenarios where the victim model is benign. *Does our method compromise the utility of a clean victim model?* As shown in Table 3, our results effectively dispel this concern. When applying GMS to a benign model, the CACC remains unaffected.

The effect of different proxy models Our method relies on a proxy model for substitution, raising the natural question of *how sensitive it is to the selection of proxy models*. We tested two scenarios: **Scenario 1:** We evaluated the performance of using different proxy models trained on homologous datasets, such as *IMDB*, *Yelp*, and *Amazon* (Zhang et al., 2015), to purify a victim model trained on *SST-2*. As shown in Table 4, our method is largely insensitive to the choice of proxy model across all backdoor attacks. Using any proxy model, GMS effectively defends against all tested attacks. **Scenario 2:** What if the proxy model itself is backdoored? We tested cases where the victim model and the proxy model were trained on the same dataset with different backdoor attacks or on different datasets with the same attacks. From Ta-

ble 5, we observed that as long as the backdoor in the proxy model is not identical to that in the victim model (*i.e.*, the same backdoor strategy with the same backdoor trigger), our GMS method consistently removes the backdoor.

Performance under different knowledge priors

While our method uses random sampling and outlier detection to extract the proxy datasets \mathcal{D}_{clean} and \mathcal{D}_{poison} , we also evaluate the potential performance gain if more accurate prior knowledge were available. For example, we may receive an accurate clean dataset or an accurate label-flipped poison dataset (*i.e.*, dirty label) from reliable users or annotators. As shown in Table 6, with or without prior knowledge of accurate clean or poisoned data, our method consistently purifies the backdoor, achieving an ASR same as that of a benign model (4.1%). With optimal priors, GMS maintains the CACC of the benign model (95.6%), compared to 93.6% in the worst case without such prior knowledge.

Transferability of substitution strategies

Interestingly, upon examining the module substitution strategies (S_{best}) searched by GMS for addressing various backdoor attacks (illustrated with examples in Figure 6 in Appendix B.5), we observe that, despite differences among the strategies, they exhibit transferability across different backdoor attacks.

In Table 7, for each task dataset, we apply the substitution strategy found on BadNet (replacing

| Knowledge Prior | | | | Merged SST-2 (BadNet) & IMDB | |
|------------------|------------|-------------------|-------------|------------------------------|-------|
| Proxy Clean Data | | Proxy Poison Data | | ASR↓ | CACC↑ |
| Random Sampling | Pure Clean | Outlier Detection | Dirty Label | | |
| ✓ | | ✓ | | 3.2 | 93.6 |
| ✓ | | | ✓ | 4.1 | 94.9 |
| | ✓ | ✓ | | 4.3 | 92.7 |
| | ✓ | | ✓ | 4.3 | 95.6 |
| Benign SST-2 | | | | 4.1 | 95.6 |

Table 6: Performance of purifying a victim model trained on SST-2 with a proxy model trained on IMDB, using proxy datasets with varying knowledge priors. The backdoor attack strategy is BadNet.

| Dataset | Method | BadNet | | InsertSent | | LWS | | HiddenKiller | |
|---------|------------------------|--------|-------|------------|-------|------|-------|--------------|-------|
| | | ASR↓ | CACC↑ | ASR↓ | CACC↑ | ASR↓ | CACC↑ | ASR↓ | CACC↑ |
| SST-2 | Benign | 4.1 | 95.9 | 2.2 | 95.9 | 12.8 | 95.9 | 16.5 | 95.9 |
| | Victim | 100.0 | 96.0 | 100.0 | 96.3 | 98.0 | 95.4 | 96.5 | 95.7 |
| | Proxy Model (IMDB) | 7.4 | 89.1 | 4.3 | 89.1 | 10.8 | 89.1 | 13.7 | 89.1 |
| | GMS | 4.5 | 91.6 | 1.9 | 92.5 | 9.7 | 91.7 | 10.4 | 91.2 |
| | SST-2 BadNet Strategy | 4.5 | 91.6 | 9.8 | 93.0 | 22.3 | 92.8 | 13.2 | 90.3 |
| AGNews | Benign | 1.9 | 95.4 | 0.5 | 95.4 | 0.5 | 95.4 | 1.1 | 95.4 |
| | Victim | 99.9 | 95.1 | 99.6 | 95.3 | 99.6 | 94.5 | 100.0 | 95.1 |
| | Proxy Model (BBCNews) | 1.5 | 70.2 | 1.7 | 70.2 | 1.8 | 70.2 | 3.4 | 70.2 |
| | GMS | 2.5 | 91.0 | 2.4 | 92.6 | 3.2 | 91.7 | 6.5 | 90.4 |
| | AGNews BadNet Strategy | 1.4 | 90.7 | 1.2 | 89.8 | 2.6 | 90.1 | 12.0 | 90.2 |

Table 7: (*Partial*) The performance of transferring strategy searched based on BadNet to other attacks. Results for other datasets are in Table 12.

the fewest modules and layers as shown in Figure 6) to determine which modules to substitute in the three other victim models under different attacks, replacing them with modules from their corresponding proxy models, *i.e.*, directly executing Line 24 in Algorithm 1 using S_{badnet} . Compared with the complete GMS (*i.e.*, searching for the optimal strategies S_{best} for each attack), the transferred strategy consistently performs comparably. This demonstrates that for defenders who only have access to the victim model and are unaware of the victim dataset, *a universal GMS defense strategy exists for each task that can effectively defend against multiple attacks.*

6 Conclusion

We propose Greedy-Module-Substitution (GMS), an efficient and effective model purification defense against data-poisoning attacks in NLP, eliminating the need for strictly clean datasets or clean auxiliary models. GMS recursively identifies modules critical to backdoor pathways and substitutes them for those from a proxy model, which is not necessarily

to be clean. Extensive experiments demonstrate the effectiveness of GMS and, more excitingly, the transferability of the optimized substitution strategies.

Limitations

Our method goes one step beyond previous auxiliary-model-based defenses by allowing the proxy model to be malicious, as long as its backdoor is not identical to the victim’s backdoor (*i.e.*, the same attack method with exactly the same trigger, which is rare in practice) as shown in Table 5. However, further relaxation of the requirements to handle cases where the proxy model is backdoored in the same way could enable even more robust and powerful defense strategies. Exploring this direction presents an important and meaningful avenue for future research.

References

Ansh Arora, Xuanli He, Maximilian Mozes, Srinibas Swain, Mark Dras, and Qionghai Xu. 2024. [Here’s a free lunch: Sanitizing backdoored models with model](#)

- merge. In *Findings of the Association for Computational Linguistics: ACL 2024*, pages 15059–15075, Bangkok, Thailand. Association for Computational Linguistics.
- Samuel R. Bowman, Luke Vilnis, Oriol Vinyals, Andrew Dai, Rafal Jozefowicz, and Samy Bengio. 2016. [Generating sentences from a continuous space](#). In *Proceedings of the 20th SIGNLL Conference on Computational Natural Language Learning*, pages 10–21, Berlin, Germany. Association for Computational Linguistics.
- Nicholas Carlini and Andreas Terzis. 2022. [Poisoning and backdooring contrastive learning](#). In *International Conference on Learning Representations*.
- Chen Chen, Yuchen Sun, Xueluan Gong, Jiaxin Gao, and Kwok-Yan Lam. 2024a. [Neutralizing backdoors through information conflicts for large language models](#). *arXiv preprint arXiv:2411.18280*.
- Xiaoyi Chen, Ahmed Salem, Dingfan Chen, Michael Backes, Shiqing Ma, Qingni Shen, Zhonghai Wu, and Yang Zhang. 2021. [Badnl: Backdoor attacks against nlp models with semantic-preserving improvements](#). In *Proceedings of the 37th Annual Computer Security Applications Conference, ACSAC '21*, page 554–569, New York, NY, USA. Association for Computing Machinery.
- Xiaoyi Chen, Siyuan Tang, Rui Zhu, Shijun Yan, Lei Jin, Zihao Wang, Liya Su, Zhikun Zhang, XiaoFeng Wang, and Haixu Tang. 2024b. [The janus interface: How fine-tuning in large language models amplifies the privacy risks](#). *CCS '24*, page 1285–1299, New York, NY, USA. Association for Computing Machinery.
- Jiazhu Dai, Chuanshuai Chen, and Yufeng Li. 2019. [A backdoor attack against lstm-based text classification systems](#). *IEEE Access*, 7:138872–138878.
- Jacob Devlin, Ming-Wei Chang, Kenton Lee, and Kristina Toutanova. 2019. [BERT: Pre-training of deep bidirectional transformers for language understanding](#). In *Proceedings of the 2019 Conference of the North American Chapter of the Association for Computational Linguistics: Human Language Technologies, Volume 1 (Long and Short Papers)*, pages 4171–4186, Minneapolis, Minnesota. Association for Computational Linguistics.
- Ning Ding, Yujia Qin, Guang Yang, Fuchao Wei, Zonghan Yang, Yusheng Su, Shengding Hu, Yulin Chen, Chi-Min Chan, Weize Chen, et al. 2023. [Parameter-efficient fine-tuning of large-scale pre-trained language models](#). *Nature Machine Intelligence*, 5(3):220–235.
- Antigoni Founta, Constantinos Djouvas, Despoina Chatzakou, Ilias Leontiadis, Jeremy Blackburn, Gianluca Stringhini, Athena Vakali, Michael Sirivianos, and Nicolas Kourtellis. 2018. [Large scale crowdsourcing and characterization of twitter abusive behavior](#). *Proceedings of the International AAAI Conference on Web and Social Media*, 12(1).
- Yansong Gao, Change Xu, Derui Wang, Shiping Chen, Damith C. Ranasinghe, and Surya Nepal. 2019. [Strip: a defence against trojan attacks on deep neural networks](#). In *Proceedings of the 35th Annual Computer Security Applications Conference, ACSAC '19*, page 113–125, New York, NY, USA. Association for Computing Machinery.
- Micah Goldblum, Dimitris Tsipras, Chulin Xie, Xinyun Chen, Avi Schwarzschild, Dawn Song, Aleksander Madry, Bo Li, and Tom Goldstein. 2023. [Dataset security for machine learning: Data poisoning, backdoor attacks, and defenses](#). *IEEE transactions on pattern analysis and machine intelligence*, 45(2):1563–1580.
- Derek Greene and Pádraig Cunningham. 2006. [Practical solutions to the problem of diagonal dominance in kernel document clustering](#). In *Proceedings of the 23rd International Conference on Machine Learning, ICML '06*, page 377–384, New York, NY, USA. Association for Computing Machinery.
- Tianyu Gu, Brendan Dolan-Gavitt, and Siddharth Garg. 2017. [Badnets: Identifying vulnerabilities in the machine learning model supply chain](#). *CoRR*, abs/1708.06733.
- Junfeng Guo, Yiming Li, Xun Chen, Hanqing Guo, Lichao Sun, and Cong Liu. 2023. [SCALE-UP: An efficient black-box input-level backdoor detection via analyzing scaled prediction consistency](#). In *The Eleventh International Conference on Learning Representations*.
- Ashim Gupta and Amrith Krishna. 2023. [Adversarial clean label backdoor attacks and defenses on text classification systems](#). In *Proceedings of the 8th Workshop on Representation Learning for NLP (RepL4NLP 2023)*, pages 1–12, Toronto, Canada. Association for Computational Linguistics.
- Xuanli He, Qionikai Xu, Jun Wang, Benjamin Rubinstein, and Trevor Cohn. 2023. [Mitigating backdoor poisoning attacks through the lens of spurious correlation](#). In *Proceedings of the 2023 Conference on Empirical Methods in Natural Language Processing*, pages 953–967.
- Xuanli He, Qionikai Xu, Jun Wang, Benjamin IP Rubinstein, and Trevor Cohn. 2024. [Seep: Training dynamics grounds latent representation search for mitigating backdoor poisoning attacks](#). *Transactions of the Association for Computational Linguistics*, 12:996–1010.
- Jeremy Howard and Sebastian Ruder. 2018. [Universal language model fine-tuning for text classification](#). *arXiv preprint arXiv:1801.06146*.
- Kunzhe Huang, Yiming Li, Baoyuan Wu, Zhan Qin, and Kui Ren. 2022. [Backdoor defense via decoupling the training process](#). In *International Conference on Learning Representations*.

- Najeeb Moharram Jebreel, Josep Domingo-Ferrer, and Yiming Li. 2023. [Defending against backdoor attacks by layer-wise feature analysis](#). In *Advances in Knowledge Discovery and Data Mining: 27th Pacific-Asia Conference on Knowledge Discovery and Data Mining, PAKDD 2023, Osaka, Japan, May 25–28, 2023, Proceedings, Part II*, page 428–440, Berlin, Heidelberg. Springer-Verlag.
- Diederik P. Kingma and Jimmy Ba. 2015. [Adam: A method for stochastic optimization](#). In *3rd International Conference on Learning Representations, ICLR 2015, San Diego, CA, USA, May 7-9, 2015, Conference Track Proceedings*.
- Alex Krizhevsky, Ilya Sutskever, and Geoffrey E Hinton. 2012. [Imagenet classification with deep convolutional neural networks](#). In *Advances in Neural Information Processing Systems*, volume 25. Curran Associates, Inc.
- Keita Kurita, Paul Michel, and Graham Neubig. 2020. [Weight poisoning attacks on pretrained models](#). In *Proceedings of the 58th Annual Meeting of the Association for Computational Linguistics*, pages 2793–2806, Online. Association for Computational Linguistics.
- Quentin Lhoest, Albert Villanova del Moral, Yacine Jernite, Abhishek Thakur, Patrick von Platen, Suraj Patil, Julien Chaumond, Mariama Drame, Julien Plu, Lewis Tunstall, Joe Davison, Mario Šaško, Gunjan Chhablani, Bhavitvya Malik, Simon Brandeis, Teven Le Scao, Victor Sanh, Canwen Xu, Nicolas Patry, Angelina McMillan-Major, Philipp Schmid, Sylvain Gugger, Clément Delangue, Théo Matussière, Lysandre Debut, Stas Bekman, Pierric Cistac, Thibault Goehringer, Victor Mustar, François Lagunas, Alexander Rush, and Thomas Wolf. 2021. [Datasets: A community library for natural language processing](#). In *Proceedings of the 2021 Conference on Empirical Methods in Natural Language Processing: System Demonstrations*, pages 175–184, Online and Punta Cana, Dominican Republic. Association for Computational Linguistics.
- Linyang Li, Demin Song, Xiaonan Li, Jiehang Zeng, Ruotian Ma, and Xipeng Qiu. 2021a. [Backdoor attacks on pre-trained models by layerwise weight poisoning](#). In *Proceedings of the 2021 Conference on Empirical Methods in Natural Language Processing*, pages 3023–3032, Online and Punta Cana, Dominican Republic. Association for Computational Linguistics.
- Nan Li, Haoyu Jiang, and Ping Yi. 2024. [Magnitude-based neuron pruning for backdoor defenses](#). *CoRR*, abs/2405.17750.
- Yige Li, Xixiang Lyu, Nodens Koren, Lingjuan Lyu, Bo Li, and Xingjun Ma. 2021b. [Anti-backdoor learning: Training clean models on poisoned data](#). In *Advances in Neural Information Processing Systems*, volume 34, pages 14900–14912. Curran Associates, Inc.
- Yuezun Li, Yiming Li, Baoyuan Wu, Longkang Li, Ran He, and Siwei Lyu. 2021c. [Invisible backdoor attack with sample-specific triggers](#). In *2021 IEEE/CVF International Conference on Computer Vision (ICCV)*, pages 16443–16452.
- Kang Liu, Brendan Dolan-Gavitt, and Siddharth Garg. 2018. [Fine-pruning: Defending against backdoor attacks on deep neural networks](#). *CoRR*, abs/1805.12185.
- Yinhan Liu, Myle Ott, Naman Goyal, Jingfei Du, Mandar Joshi, Danqi Chen, Omer Levy, Mike Lewis, Luke Zettlemoyer, and Veselin Stoyanov. 2019. [Roberta: A robustly optimized BERT pretraining approach](#). *CoRR*, abs/1907.11692.
- Andrew L. Maas, Raymond E. Daly, Peter T. Pham, Dan Huang, Andrew Y. Ng, and Christopher Potts. 2011. [Learning word vectors for sentiment analysis](#). In *Proceedings of the 49th Annual Meeting of the Association for Computational Linguistics: Human Language Technologies*, pages 142–150, Portland, Oregon, USA. Association for Computational Linguistics.
- Rui Min, Zeyu Qin, Li Shen, and Minhao Cheng. 2023. [Towards stable backdoor purification through feature shift tuning](#). In *Advances in Neural Information Processing Systems*, volume 36, pages 75286–75306. Curran Associates, Inc.
- Rui Min, Zeyu Qin, Nevin L. Zhang, Li Shen, and Minhao Cheng. 2024. [Uncovering, explaining, and mitigating the superficial safety of backdoor defense](#). In *The Thirty-eighth Annual Conference on Neural Information Processing Systems*.
- Tuan Anh Nguyen and Anh Tuan Tran. 2021. [Wanet - imperceptible warping-based backdoor attack](#). In *International Conference on Learning Representations*.
- Xudong Pan, Mi Zhang, Beina Sheng, Jiaming Zhu, and Min Yang. 2022. [Hidden trigger backdoor attack on NLP models via linguistic style manipulation](#). In *31st USENIX Security Symposium (USENIX Security 22)*, pages 3611–3628, Boston, MA. USENIX Association.
- Fanchao Qi, Yangyi Chen, Mukai Li, Yuan Yao, Zhiyuan Liu, and Maosong Sun. 2020. [Onion: A simple and effective defense against textual backdoor attacks](#). *arXiv preprint arXiv:2011.10369*.
- Fanchao Qi, Yangyi Chen, Mukai Li, Yuan Yao, Zhiyuan Liu, and Maosong Sun. 2021a. [ONION: A simple and effective defense against textual backdoor attacks](#). In *Proceedings of the 2021 Conference on Empirical Methods in Natural Language Processing*, pages 9558–9566, Online and Punta Cana, Dominican Republic. Association for Computational Linguistics.
- Fanchao Qi, Yangyi Chen, Xurui Zhang, Mukai Li, Zhiyuan Liu, and Maosong Sun. 2021b. [Mind the style of text! adversarial and backdoor attacks based](#)

- on text style transfer. In *Proceedings of the 2021 Conference on Empirical Methods in Natural Language Processing*, pages 4569–4580, Online and Punta Cana, Dominican Republic. Association for Computational Linguistics.
- Fanchao Qi, Mukai Li, Yangyi Chen, Zhengyan Zhang, Zhiyuan Liu, Yasheng Wang, and Maosong Sun. 2021c. **Hidden killer: Invisible textual backdoor attacks with syntactic trigger**. In *Annual Meeting of the Association for Computational Linguistics*.
- Fanchao Qi, Yuan Yao, Sophia Xu, Zhiyuan Liu, and Maosong Sun. 2021d. **Turn the combination lock: Learnable textual backdoor attacks via word substitution**. In *Annual Meeting of the Association for Computational Linguistics*.
- Xiangyu Qi, Yi Zeng, Tinghao Xie, Pin-Yu Chen, Ruoxi Jia, Prateek Mittal, and Peter Henderson. 2024. **Fine-tuning aligned language models compromises safety, even when users do not intend to!** In *The Twelfth International Conference on Learning Representations*.
- Alec Radford, Jeff Wu, Rewon Child, David Luan, Dario Amodei, and Ilya Sutskever. 2019. Language models are unsupervised multitask learners.
- Tushar Semwal, Promod Yenigalla, Gaurav Mathur, and Shivashankar B. Nair. 2018. **A practitioners’ guide to transfer learning for text classification using convolutional neural networks**. In *Proceedings of the 2018 SIAM International Conference on Data Mining, SDM 2018, May 3-5, 2018, San Diego Marriott Mission Valley, San Diego, CA, USA*, pages 513–521. SIAM.
- Richard Socher, Alex Perelygin, Jean Wu, Jason Chuang, Christopher D Manning, Andrew Y Ng, and Christopher Potts. 2013. **Recursive deep models for semantic compositionality over a sentiment treebank**. In *Proceedings of the 2013 Conference on Empirical Methods in Natural Language Processing*, pages 1631–1642, Seattle, Washington, USA. Association for Computational Linguistics.
- Ayush K Tarun, Vikram S Chundawat, Murari Mandal, and Mohan Kankanhalli. 2024. **Fast yet effective machine unlearning**. *IEEE transactions on neural networks and learning systems*, 35(9):13046–13055.
- Brandon Tran, Jerry Li, and Aleksander Madry. 2018. **Spectral signatures in backdoor attacks**. In *Advances in Neural Information Processing Systems*, volume 31. Curran Associates, Inc.
- Alexander Turner, Dimitris Tsipras, and Aleksander Madry. 2019. **Label-consistent backdoor attacks**. *CoRR*, abs/1912.02771.
- Ashish Vaswani, Noam Shazeer, Niki Parmar, Jakob Uszkoreit, Llion Jones, Aidan N Gomez, Łukasz Kaiser, and Illia Polosukhin. 2017. **Attention is all you need**. In *Advances in Neural Information Processing Systems*, volume 30. Curran Associates, Inc.
- Bolun Wang, Yuanshun Yao, Shawn Shan, Huiying Li, Bimal Viswanath, Haitao Zheng, and Ben Y. Zhao. 2019. **Neural cleanse: Identifying and mitigating backdoor attacks in neural networks**. In *2019 IEEE Symposium on Security and Privacy (SP)*, pages 707–723.
- Yuhang Wang, Huafeng Shi, Rui Min, Ruijia Wu, Siyuan Liang, Yichao Wu, Ding Liang, and Aishan Liu. 2022. **Universal backdoor attacks detection via adaptive adversarial probe**. *arXiv preprint arXiv:2209.05244*.
- Zhenting Wang, Kai Mei, Juan Zhai, and Shiqing Ma. 2023. **UNICORN: A unified backdoor trigger inversion framework**. In *The Eleventh International Conference on Learning Representations*.
- Shaokui Wei, Mingda Zhang, Hongyuan Zha, and Baoyuan Wu. 2023. **Shared adversarial unlearning: Backdoor mitigation by unlearning shared adversarial examples**. In *Advances in Neural Information Processing Systems 36: Annual Conference on Neural Information Processing Systems 2023, NeurIPS 2023, New Orleans, LA, USA, December 10 - 16, 2023*.
- Adina Williams, Nikita Nangia, and Samuel Bowman. 2018. **A broad-coverage challenge corpus for sentence understanding through inference**. In *Proceedings of the 2018 Conference of the North American Chapter of the Association for Computational Linguistics: Human Language Technologies, Volume 1 (Long Papers)*, pages 1112–1122. Association for Computational Linguistics.
- Baoyuan Wu, Hongrui Chen, Mingda Zhang, Zihao Zhu, Shaokui Wei, Danni Yuan, and Chao Shen. 2022. **Backdoorbench: A comprehensive benchmark of backdoor learning**. In *Advances in Neural Information Processing Systems*, volume 35, pages 10546–10559. Curran Associates, Inc.
- Dongxian Wu and Yisen Wang. 2021. **Adversarial neuron pruning purifies backdoored deep models**. In *Advances in Neural Information Processing Systems*, volume 34, pages 16913–16925. Curran Associates, Inc.
- Chang Xu, Jun Wang, Yuqing Tang, Francisco Guzmán, Benjamin I. P. Rubinstein, and Trevor Cohn. 2021. **A targeted attack on black-box neural machine translation with parallel data poisoning**. In *Proceedings of the Web Conference 2021, WWW ’21*, page 3638–3650, New York, NY, USA. Association for Computing Machinery.
- Xiong Xu, Kunzhe Huang, Yiming Li, Zhan Qin, and Kui Ren. 2024. **Towards reliable and efficient backdoor trigger inversion via decoupling benign features**. In *The Twelfth International Conference on Learning Representations*.
- Prateek Yadav, Derek Tam, Leshem Choshen, Colin A Raffel, and Mohit Bansal. 2023. **Ties-merging: Resolving interference when merging models**. In *Advances in Neural Information Processing Systems*,

- volume 36, pages 7093–7115. Curran Associates, Inc.
- Wenkai Yang, Lei Li, Zhiyuan Zhang, Xuancheng Ren, Xu Sun, and Bin He. 2021a. [Be careful about poisoned word embeddings: Exploring the vulnerability of the embedding layers in NLP models](#). In *Proceedings of the 2021 Conference of the North American Chapter of the Association for Computational Linguistics: Human Language Technologies*, pages 2048–2058, Online. Association for Computational Linguistics.
- Wenkai Yang, Yankai Lin, Peng Li, Jie Zhou, and Xu Sun. 2021b. [RAP: Robustness-Aware Perturbations for defending against backdoor attacks on NLP models](#). In *Proceedings of the 2021 Conference on Empirical Methods in Natural Language Processing*, pages 8365–8381, Online and Punta Cana, Dominican Republic. Association for Computational Linguistics.
- Peter Young, Alice Lai, Micah Hodosh, and Julia Hockenmaier. 2014. [From image descriptions to visual denotations: New similarity metrics for semantic inference over event descriptions](#). *Transactions of the Association for Computational Linguistics*, 2:67–78.
- Le Yu, Bowen Yu, Haiyang Yu, Fei Huang, and Yongbin Li. 2024. [Language models are super mario: Absorbing abilities from homologous models as a free lunch](#). In *Forty-first International Conference on Machine Learning*.
- Marcos Zampieri, Shervin Malmasi, Preslav Nakov, Sara Rosenthal, Noura Farra, and Ritesh Kumar. 2019. [Predicting the type and target of offensive posts in social media](#). In *Proceedings of the 2019 Conference of the North American Chapter of the Association for Computational Linguistics: Human Language Technologies, Volume 1 (Long and Short Papers)*, pages 1415–1420, Minneapolis, Minnesota. Association for Computational Linguistics.
- Xiang Zhang, Junbo Zhao, and Yann LeCun. 2015. [Character-level convolutional networks for text classification](#). In *Advances in Neural Information Processing Systems*, volume 28. Curran Associates, Inc.
- Xinyang Zhang, Zheng Zhang, Shouling Ji, and Ting Wang. 2021. [Trojaning language models for fun and profit](#). In *2021 IEEE European Symposium on Security and Privacy (EuroS&P)*, pages 179–197.
- Zhiyuan Zhang, Deli Chen, Hao Zhou, Fandong Meng, Jie Zhou, and Xu Sun. 2023. [Diffusion theory as a scalpel: Detecting and purifying poisonous dimensions in pre-trained language models caused by backdoor or bias](#). In *Findings of the Association for Computational Linguistics: ACL 2023*, pages 2495–2517, Toronto, Canada. Association for Computational Linguistics.
- Zhiyuan Zhang, Lingjuan Lyu, Xingjun Ma, Chenguang Wang, and Xu Sun. 2022. [Fine-mixing: Mitigating backdoors in fine-tuned language models](#). In *Findings of the Association for Computational Linguistics: EMNLP 2022*, pages 355–372, Abu Dhabi, United Arab Emirates. Association for Computational Linguistics.
- Xingyi Zhao, Depeng Xu, and Shuhan Yuan. 2024. [Defense against backdoor attack on pre-trained language models via head pruning and attention normalization](#). In *Proceedings of the 41st International Conference on Machine Learning*, volume 235 of *Proceedings of Machine Learning Research*, pages 61108–61120. PMLR.
- Mingli Zhu, Shaokui Wei, Li Shen, Yanbo Fan, and Baoyuan Wu. 2023. [Enhancing fine-tuning based backdoor defense with sharpness-aware minimization](#). In *2023 IEEE/CVF International Conference on Computer Vision (ICCV)*, pages 4443–4454.

A Experiment details

A.1 Experiment setup

We adopt the same training configuration as WAG (Arora et al., 2024) to ensure a fair comparison. This includes fine-tuning *roberta-large* and *bert-base-uncased* on poisoned datasets for three epochs, using the Adam optimizer with no weight decay (Kingma and Ba, 2015) and a learning rate of 2×10^{-5} . The batch size and maximum sequence length are set to 32 and 128, respectively.

To validate our defense, we first adapt the aforementioned backdoor methods and datasets to obtain victim models. Next, we train proxy models on homologous datasets to prepare for future merging. We then construct high-confidence proxy-clean (\mathcal{D}_{clean}) and proxy-poison (\mathcal{D}_{poison}) sets from the training data (using the methods illustrated in Section 4.2.2) to guide our parameter substitution strategy search.

For a model trained on unverified data, access to fully clean data is often not guaranteed. However, the corresponding task is typically known to the defender, providing an opportunity to identify homologous models trained on overlapping tasks that can be used for merging. For instance, previous works, WAG and PURE, utilized the **IMDB** (Maas et al., 2011) dataset to purify models trained on poisoned **SST-2** datasets, as both share the sentiment classification task domain.

In this work, we select proxy models that share a similar domain with the poisoned tasks. Specifically, we use **Twitter Abusive** (Founta et al., 2018) for **OLID**, **SNLI**³ (Young et al., 2014) for **MNLI**, and **BBCNews** (Greene and Cunningham, 2006) for **AGNews**. To evaluate generalizability, we use three sentiment classification datasets—**IMDB**, **YELP**, and **Amazon Reviews** (Zhang et al., 2015)—to purify victim **SST-2** models through model merging. All datasets are downloaded from Hugging Face, which adheres to the Apache License 2.0.

Our method involves only one hyperparameter, α , as described in Equation (1), which controls the preference between model utility and attack resistance during the model merging strategy search. We set α to 0.4 by default, which slightly favors seeking a more attack-resistant model. It can be adjusted to smaller values (e.g., 0.1) when a lower

ASR is the primary target, and to larger values (e.g., 1.0) when high utility is demanded.

A.2 Computational Resources

We conduct experiments using three seeds on Nvidia V100 and A1000 GPUs, and report the average scores. Running our method takes only 4 minutes on a single GPU.

A.3 Implementation details for baselines

We follow the open-source implementations for each baseline, and basically using their default hyper-parameters, while maintaining using the identical datasets, backdoor settings and the trained models for a fair comparison.

For the baseline **DARE** (Yu et al., 2024), it first applies random parameter dropping and rescaling to the involved models with a specified drop rate, and then incorporates model merging techniques to combine the processed models. Various model merging methods can be integrated with DARE, and we choose TIES merging as a representative, as it demonstrates decent performance for encoder-based models (e.g., *bert-base*, *roberta-base*). Their method involves three tunable hyperparameters for encoder-based LMs, as outlined in Table 5 of their paper: *drop rate*, *scaling term*, and *ratio to retain*. We retained the original search space for *drop rate* and *scaling term* but expanded the *ratio to retain* from [0.1, 0.2, 0.3] to [0.1, 0.2, 0.3, 0.4, 0.5, 0.6, 0.7, 0.8] for the *roberta-large* model to ensure more complete search.

For the baseline **PURE** (Zhao et al., 2024), it first trains the victim model on a proxy *clean* dataset (from the same domain or a similar task, e.g., poisoned on **IMDB** and fine-tuned on **SST-2**) and prunes the attention heads that cause attention drifting between poisoned and clean texts. The pruned model is then fine-tuned further on the proxy clean dataset to normalize the remaining attention heads for purification. To ensure a fair comparison in the main experiments with the *roberta-large* model, we use the same poisoned and proxy datasets, e.g., poisoned on the **SST-2** dataset with **IMDB** as the proxy clean dataset. We set the hyperparameter accuracy threshold (used to stop head pruning) to 0.90 for **SST-2**, **MNLI**, and **AGNews**, and 0.85 for **OLID** to prevent overly aggressive pruning. For the *bert-base* model, we follow the original implementation, including the use of the **SST-2** dataset for fine-tuning **SST-2** victim models and maintaining the default accuracy threshold of 0.85.

³Creative Commons Attribution-ShareAlike 4.0 International License

| Dataset | Method | BadNet | | InsertSent | | LWS | | HiddenKiller | |
|---------|-----------------------|-------------|-------------|-------------|-------------|-------------|-------------|--------------|-------------|
| | | ASR↓ | CACC↑ | ASR↓ | CACC↑ | ASR↓ | CACC↑ | ASR↓ | CACC↑ |
| SST-2 | Benign | 4.1 | 95.9 | 2.2 | 95.9 | 12.8 | 95.9 | 16.5 | 95.9 |
| | Victim | 100.0 | 96.0 | 100.0 | 96.3 | 98.0 | 95.4 | 96.5 | 95.7 |
| | Proxy Model (IMDB) | 7.4 | 89.1 | 4.3 | 89.1 | 10.8 | 89.1 | 13.7 | 89.1 |
| | ONION | 56.8 | 92.9 | 99.9 | 93.3 | 85.7 | 91.9 | 92.9 | 92.9 |
| | Z-Def. | 4.6 | 96.1 | 1.8 | 95.6 | 97.3 | 95.3 | 35.7 | 95.4 |
| | PURE | 0 | 50.9 | 0 | 50.9 | 0 | 50.9 | 0 | 50.9 |
| | TIES | 99.9 | 95.7 | 100.0 | 95.8 | 93.5 | 95.2 | 88.8 | 95.3 |
| | DARE w/ TIES | 99.3 | 96.0 | 100.0 | 96.2 | 96.4 | 95.7 | 92.7 | 95.8 |
| | WAG | 84.4 | 94.8 | 60.1 | 95.2 | 58.8 | 94.8 | 56.2 | 92.5 |
| | Ours (GMS) | 4.5 | 91.6 | 1.9 | 92.5 | 9.7 | 91.7 | 10.4 | 91.2 |
| OLID | Benign | 29.0 | 84.9 | 31.0 | 84.9 | 45.6 | 84.9 | 53.6 | 84.9 |
| | Victim | 99.9 | 85.2 | 100.0 | 85.0 | 94.5 | 85.1 | 100.0 | 85.0 |
| | Proxy Model (Twitter) | 37.8 | 84.4 | 40.0 | 84.4 | 55.4 | 84.4 | 67.1 | 84.4 |
| | ONION | 75.0 | 84.8 | 99.4 | 84.8 | 86.1 | 84.1 | 99.6 | 84.7 |
| | Z-Def. | 29.7 | 85.6 | 30.3 | 85.3 | 93.5 | 85.3 | 53.9 | 85.7 |
| | PURE | 82.2 | 75.2 | 87.5 | 75.2 | 76.1 | 79.1 | 100.0 | 72.1 |
| | TIES | 36.2 | 84.8 | 38.2 | 84.8 | 57.5 | 84.5 | 65.3 | 84.5 |
| | DARE w/ TIES | 95.6 | 86.3 | 77.8 | 86.0 | 90.5 | 85.9 | 86.8 | 86.3 |
| | WAG | 52.0 | 85.0 | 48.6 | 84.6 | 63.1 | 84.5 | 68.2 | 85.0 |
| | Ours (GMS)* | 32.1 | 85.0 | 28.0 | 84.2 | 52.2 | 84.4 | 64.2 | 84.9 |
| MNLI | Benign | 12.3 | 87.6 | 12.6 | 87.6 | 26.4 | 87.6 | 36.9 | 87.6 |
| | Victim | 100.0 | 89.4 | 100.0 | 90.3 | 96.0 | 89.0 | 99.9 | 89.4 |
| | Proxy Model (SNLI) | 12.2 | 84.1 | 9.2 | 84.1 | 25.3 | 84.1 | 31.7 | 84.1 |
| | ONION | 64.3 | 86.1 | 98.6 | 86.9 | 89.0 | 85.5 | 98.8 | 86.6 |
| | Z-Def. | 11.1 | 88.3 | 11.6 | 89.7 | 92.2 | 89.1 | 50.6 | 89.7 |
| | PURE | 33.3 | 33.8 | 33.3 | 33.8 | 33.3 | 33.8 | 33.3 | 33.8 |
| | TIES | 91.6 | 89.2 | 94.5 | 89.5 | 80.7 | 89.2 | 88.6 | 90.0 |
| | DARE w/ TIES | 93.5 | 90.5 | 100.0 | 91.4 | 93.9 | 89.9 | 99.4 | 90.5 |
| | WAG | 71.0 | 88.7 | 60.3 | 88.5 | 77.9 | 88.0 | 80.5 | 88.8 |
| | Ours (GMS) | 10.8 | 86.5 | 10.7 | 86.3 | 14.0 | 86.5 | 31.7 | 86.3 |
| AGNews | Benign | 1.9 | 95.4 | 0.5 | 95.4 | 0.5 | 95.4 | 1.1 | 95.4 |
| | Victim | 99.9 | 95.1 | 99.6 | 95.3 | 99.6 | 94.5 | 100.0 | 95.1 |
| | Proxy Model (BBCNews) | 1.5 | 70.2 | 1.7 | 70.2 | 1.8 | 70.2 | 3.4 | 70.2 |
| | ONION | 59.4 | 94.8 | 97.8 | 95.1 | 84.8 | 94.5 | 99.6 | 94.7 |
| | Z-Def. | 1.6 | 95.3 | 0.4 | 95.3 | 97.9 | 96.1 | 100.0 | 95.0 |
| | PURE | 2.8 | 86.3 | 3.0 | 85.4 | 6.5 | 85.0 | 9.4 | 84.6 |
| | TIES | 99.9 | 94.6 | 99.6 | 94.4 | 97.7 | 95.8 | 100.0 | 94.4 |
| | DARE w/ TIES | 99.9 | 95.2 | 99.6 | 95.4 | 97.8 | 96.5 | 100.0 | 95.2 |
| | WAG | 92.7 | 94.1 | 97.8 | 94.4 | 78.0 | 93.9 | 90.9 | 94.3 |
| | Ours (GMS) | 2.5 | 91.0 | 2.4 | 92.6 | 3.2 | 91.7 | 6.5 | 90.4 |

Table 8: Performance of our method compared to baselines under various backdoor attacks on the RoBERTa-large model, with each value averaged over three seeds.

While PURE uses the *label flip rate (LFR)* as its evaluation metric for backdoor defense (implanting triggers into test data while keeping the labels unchanged), we adopt the attack success rate (ASR) on label-flipped test data as our evaluation metric for a fair comparison with our method.

We adhere to the default implementations and hyperparameter settings for all other baseline methods.

B Additional results

B.1 Performance across different model architectures and different dataset

Performance across different dataset. Due to space constraints, we present the complete performance results of our method compared to all baselines under various backdoor attacks on the *RoBERTa-large* model across all four datasets in Table 2. The settings are consistent with those in Section 5.2, with each score averaged over three runs using different seeds. For the OLID dataset, we specifically set $\alpha = 0.1$ to enable more aggressive defense, as shown in Figure 3. The top two

| Dataset | Method | BadNet | | InsertSent | | LWS | | HiddenKiller | |
|---------|--------------------|-------------|-------------|------------|-------------|-------------|-------------|--------------|-------------|
| | | ASR↓ | CACC↑ | ASR↓ | CACC↑ | ASR↓ | CACC↑ | ASR↓ | CACC↑ |
| SST-2 | Benign | 8.5 | 92.9 | 3.5 | 92.9 | 22.2 | 92.9 | 17.3 | 92.9 |
| | Victim | 100.0 | 92.9 | 100.0 | 92.2 | 98.1 | 91.5 | 95.9 | 91.8 |
| | Proxy Model (IMDB) | 10.4 | 85.4 | 6.4 | 85.4 | 17.9 | 85.4 | 14.7 | 85.4 |
| | ONION | 58.0 | 89.9 | 99.7 | 89.9 | 85.4 | 88.6 | 94.4 | 89.2 |
| | Z-Def. | 8.3 | 92.5 | 1.8 | 91.9 | 97.4 | 90.9 | 38.7 | 91.5 |
| | PURE | 30.1 | 92.0 | 10.7 | 91.5 | 66.4 | 91.1 | 28.7 | 91.3 |
| | TIES | 99.2 | 92.7 | 98.2 | 92.4 | 91.2 | 92.3 | 86.8 | 92.6 |
| | DARE w/ TIES | 100.0 | 93.0 | 90.8 | 88.9 | 92.6 | 92.7 | 94.1 | 90.6 |
| | WAG | 74.3 | 91.9 | 70.7 | 91.7 | 73.5 | 91.7 | 60.3 | 91.6 |
| | Ours (GMS) | 10.8 | 86.8 | 9.8 | 88.8 | 27.4 | 88.0 | 19.5 | 86.8 |

Table 9: Performance of our method compared to baselines under various backdoor attacks on the BERT-base model, with each value averaged over three seeds. The victim model is trained on SST-2 dataset.

ASR performances are highlighted. Across all datasets and backdoor attacks, our method consistently ranks among the top two in backdoor removal performance, with minimal harm to clean accuracy. Notably, under the two particularly challenging backdoor tasks, LWS and HiddenKiller, GMS achieves significant improvements (at least 25%) over all baselines. For instance, on SST-2, GMS reduces the ASR for LWS to 9.7%, compared to 58.8% for the next-best baseline, Z-Def.

While Z-Def achieves competitive performance with GMS in defending against BadNet and InsertSent, Z-Def is much less effective against LWS on both datasets. This is because Z-Def relies on lexical and syntactic features to detect outliers in the poisoned dataset, whereas LWS attacks subtly replace words with synonyms, effectively bypassing outlier detection. As for PURE, another competitive recent approach, we found its head-pruning step is highly unstable across both tasks and architectures. For example, it performs well on the BERT-base model in Table 9 (following the settings reported in PURE (Zhao et al., 2024)), but performs poorly on most tasks with RoBERTa-large. This instability seems to arise from PURE’s reliance on accuracy from the clean proxy dataset as the pruning stopping criterion. For well-trained models with high accuracy, a substantial number of heads are pruned, leading to a broken purified model (*e.g.*, 0% ASR but random-guess-level CACC).

Performance across different model architectures. We also evaluated our method on different architectures. Table 9 shows the results on the BERT-base model. The poison rate remains at 20%, and each model is trained for three epochs. Scores

are reported under $\alpha = 0.4$ and averaged over three seeds: 1000, 2000, and 3000. Across all attacks, our method performs consistently well, particularly excelling against more challenging attack strategies. Notably, it achieves over a 39% advantage in defending against LWS and a 9% improvement over the second-best baseline for HiddenKiller.

B.2 Performance under different poison rate: 20%, 10% and 5%

While the experiments in the main paper are conducted with a 20% poison rate to ensure fair comparison with the baselines, following the settings in (Dai et al., 2019; Qi et al., 2021c; Arora et al., 2024), *i.e.*, 20% of the training samples are poisoned, we also evaluate lower poison rates of 10% and 5%, as shown in Table 10. Our method is effective in model purification across all poison rates.

B.3 How sensitive is our method to the selection of hyperparameters?

Our method involves two hyperparameters: α in Equation (1) and stopping patience T , with default values of $\alpha = 0.4$ and $T = 5$ used in main results. Below, we justify these choices. As shown in Figure 3 and Figure 4, for most dataset and

| Victim | Proxy | Poison Rate | Metric | Result |
|-------------------|-------|-------------|--------|--------|
| SST-2 (BadNet) | IMDB | 20% | ASR↓ | 4.5 |
| | | | CACC↑ | 91.6 |
| | | 10% | ASR↓ | 4.5 |
| | | | CACC↑ | 94.4 |
| | | 5% | ASR↓ | 12.4 |
| | | | CACC↑ | 91.9 |

Table 10: Results for SST-2 with varying poison rates.

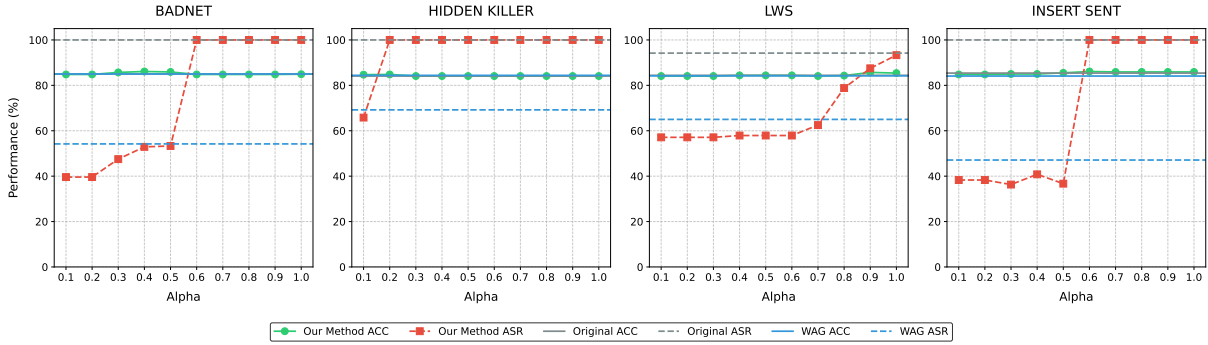


Figure 3: Results of using different weights (α) on OLID dataset.

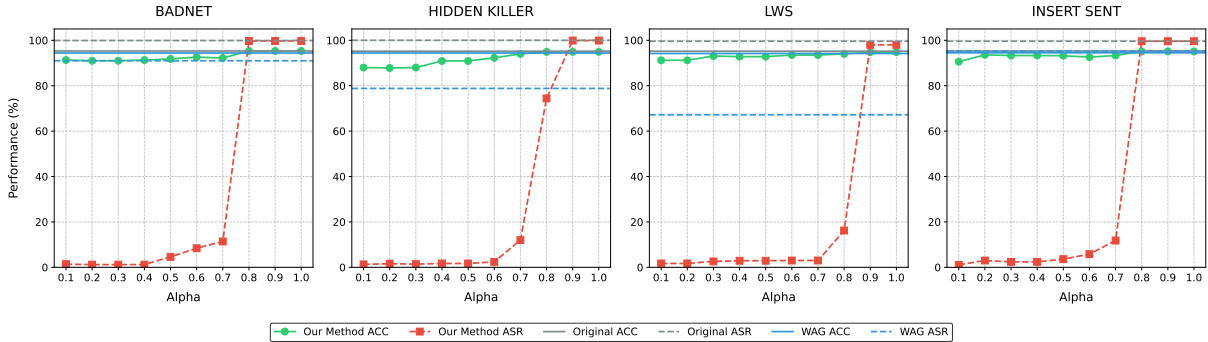


Figure 4: Results of using different weights (α) on AGNEWS dataset.

backdoor attack combinations, the default value $\alpha = 0.4$ strikes a balanced trade-off between utility and backdoor defense strength. An exception is the HiddenKiller attack on the OLID dataset, where a more aggressive $\alpha = 0.1$ is recommended. This is because OLID is a dataset collected from tweets, while HiddenKiller paraphrases the data using formal syntactic templates, drastically altering OLID’s language style. This change significantly impacts CACC, necessitating a higher weight for backdoor removal to ensure effective purification. For stopping patience, as shown in Figure 5, the score computed in Equation (1) generally follows a (weakly) monotonically decreasing trend. While a larger T improves performance, we choose $T = 5$ as a reasonable balance between performance and efficiency.

B.4 Robustness to Retuning Attacks

Recent works (Min et al., 2024; Qi et al., 2024) have highlighted a critical pitfall in backdoor defenses: purified models with low ASR often fail to completely eliminate inserted backdoor features. A straightforward Retuning Attack (RA)—which involves fine-tuning a purified model on a small number of backdoored samples (*e.g.*, 0.2% of the original poisoned data) mixed with benign samples (to maintain clean Accuracy on the main task)—can

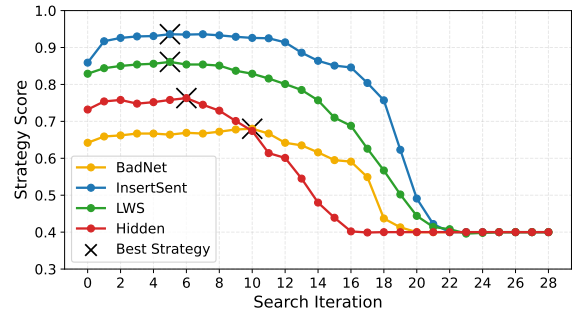


Figure 5: The search iteration history for four kinds of backdoors on SST-2 dataset.

easily recover the backdoor in the purified model, as demonstrated in Table 11.

Several related studies (Qi et al., 2024; Chen et al., 2024b; Tarun et al., 2024) have sought to uncover the underlying reasons for this failure. A key observation is that the purified model’s parameters do not sufficiently deviate from those of the backdoored model. Specifically, the weight differences between a purified model and a (retrained) benign model are significantly larger than those between the purified and backdoored models. This suggests that purified and backdoored models are connected via a backdoor-related path in the loss landscape (Min et al., 2024). Such vulnerabili-

| Metrics | Stage | Methods | | | |
|------------------|--------|---------|-------|-------|-------|
| | | WAG | PURE | Clean | Ours |
| CACC \uparrow | Before | 94.72 | 93.12 | 95.76 | 91.86 |
| | After | 94.61 | 91.85 | 94.95 | 93.80 |
| ASR \downarrow | Before | 84.40 | 6.31 | 4.05 | 3.83 |
| | After | 98.19 | 19.37 | 9.50 | 11.93 |

Table 11: Evaluating the robustness of different parameter purification methods towards the Retuning Attack (RA) using 0.1% of the original poisoned training set (which contains 20% poisoned data) for fine-tuning. We report the performance of each methods before and after the RA.

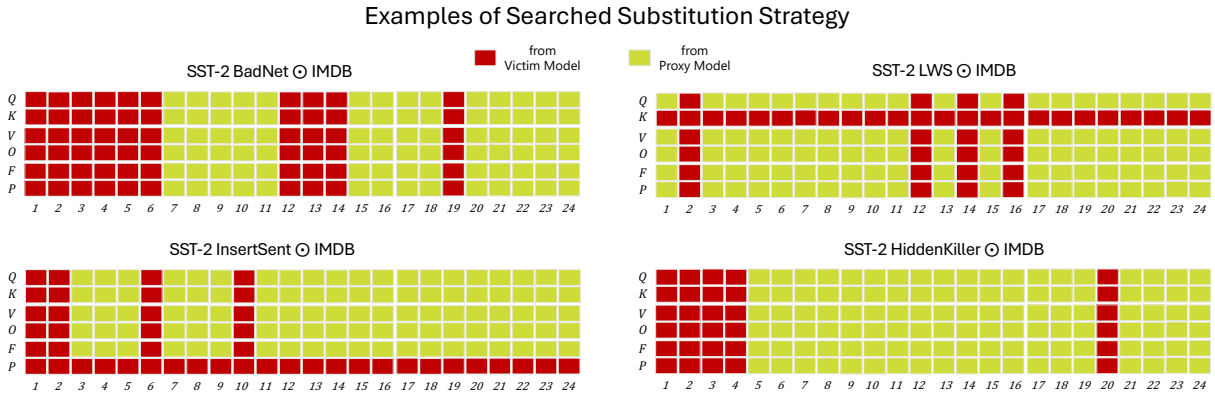


Figure 6: The optimal substitution strategy for defending against each backdoor attack for the *roberta-large* model trained on the SST-2 dataset. The green squares indicate the substituted modules.

ties pose severe risks, as purified models are often deployed in various downstream applications, and even with backdoor defenses applied, attackers can easily re-trigger the backdoor in downstream tasks (Min et al., 2024).

This challenge motivates us to propose a purification method aimed at breaking this backdoor-connected path. Intuitively, achieving this requires completely replacing "suspected" parameters inherited from the backdoored model, rather than pruning (Zhao et al., 2024) or merging them with other parameters (Arora et al., 2024; Yadav et al., 2023). Moreover, because parameters often interact within functional modules, modifying at the module level rather than the individual parameter level tends to remove backdoor features more effectively. As shown in Table 11, when using 0.1% of the original poisoned training set to launch the Retuning Attack (RA) (Min et al., 2024), the parameter-merging baseline, WAG (Arora et al., 2024), is easily re-triggered. In contrast, our module-substitution method demonstrates greater robustness while maintaining utility, performing comparably to the clean model baseline (*i.e.*, fine-tuning a clean model on the retuning dataset). We

provide our baseline PURE with additional advantages by granting access to the full clean dataset of the victim task for finetuning, as obtaining a usable purified model otherwise proves challenging. While the recent method PURE also demonstrates competitive performance, it is worth noting that significant effort was required to find a configuration where its pruning step did not break the purified model. Even with these adjustments, our method still substantially outperforms PURE, achieving an ASR of 11.93% compared to 19.37%—nearly twice the robustness.

B.5 Examples of Searched Substitution Strategy

We applied our GMS defense to purify victim models compromised by various backdoor attacks across four datasets. Examples of the searched strategies from the SST-2 dataset are shown in Figure 6. While the obtained strategies vary, we speculate that they are transferable, as adapting the minimum replacement strategy identified for BadNet to the other three attacks yields effective defense results, as discussed in Section 5.3 and Appendix B.6.

| Dataset | Method | BadNet | | InsertSent | | LWS | | HiddenKiller | |
|---------|------------------------|--------|-------|------------|-------|------|-------|--------------|-------|
| | | ASR↓ | CACC↑ | ASR↓ | CACC↑ | ASR↓ | CACC↑ | ASR↓ | CACC↑ |
| SST-2 | Benign | 4.1 | 95.9 | 2.2 | 95.9 | 12.8 | 95.9 | 16.5 | 95.9 |
| | Victim | 100.0 | 96.0 | 100.0 | 96.3 | 98.0 | 95.4 | 96.5 | 95.7 |
| | Proxy Model (IMDB) | 7.4 | 89.1 | 4.3 | 89.1 | 10.8 | 89.1 | 13.7 | 89.1 |
| | GMS | 4.5 | 91.6 | 1.9 | 92.5 | 9.7 | 91.7 | 10.4 | 91.2 |
| | SST-2 BadNet Strategy | 4.5 | 91.6 | 9.8 | 93.0 | 22.3 | 92.8 | 13.2 | 90.3 |
| OLID | Benign | 29.0 | 84.9 | 31.0 | 84.9 | 45.6 | 84.9 | 53.6 | 84.9 |
| | Victim | 99.9 | 85.2 | 100.0 | 85.0 | 94.5 | 85.1 | 100.0 | 85.0 |
| | Proxy Model (Twitter) | 37.8 | 84.4 | 40.0 | 84.4 | 55.4 | 84.4 | 67.1 | 84.4 |
| | GMS | 32.1 | 85.0 | 28.0 | 84.2 | 52.2 | 84.4 | 64.2 | 84.9 |
| | OLID BadNet Strategy | 33.6 | 85.0 | 37.4 | 84.6 | 56.5 | 84.3 | 65.0 | 84.7 |
| MNLI | Benign | 12.3 | 87.6 | 12.6 | 87.6 | 26.4 | 87.6 | 36.9 | 87.6 |
| | Victim | 100.0 | 89.4 | 100.0 | 90.3 | 96.0 | 89.0 | 99.9 | 89.4 |
| | Proxy Model (SNLI) | 12.2 | 84.1 | 9.2 | 84.1 | 25.3 | 84.1 | 31.7 | 84.1 |
| | GMS | 10.8 | 86.5 | 10.7 | 86.3 | 14.0 | 86.5 | 31.7 | 86.3 |
| | MNLI BadNet Strategy | 12.2 | 86.3 | 10.8 | 86.3 | 27.0 | 85.2 | 35.2 | 86.4 |
| AGNews | Benign | 1.9 | 95.4 | 0.5 | 95.4 | 0.5 | 95.4 | 1.1 | 95.4 |
| | Victim | 99.9 | 95.1 | 99.6 | 95.3 | 99.6 | 94.5 | 100.0 | 95.1 |
| | Proxy Model (BBCNews) | 1.5 | 70.2 | 1.7 | 70.2 | 1.8 | 70.2 | 3.4 | 70.2 |
| | GMS | 2.5 | 91.0 | 2.4 | 92.6 | 3.2 | 91.7 | 6.5 | 90.4 |
| | AGNews BadNet Strategy | 1.4 | 90.7 | 1.2 | 89.8 | 2.6 | 90.1 | 12.0 | 90.2 |

Table 12: The performance of transferring strategy searched based on BadNet to other attacks.

B.6 Transferability of substitution strategies

We present the results for SST-2 and AGNews in Table 7, with additional results for other datasets provided in Table 12. All experiments follow a consistent setup: the substitution strategy is optimized based on BadNet attacks and then applied to coordinate module substitutions for other attacks. For instance, in the MNLI task, the substitution strategy identified for defending against BadNet—using a proxy model trained on SNLI—is directly applied to replace modules in InsertSent, LWS, and HiddenKiller with those from the proxy model. Across all tasks, the defense performance is surprisingly strong, revealing an intriguing observation: a substantial overlap exists in the components impacted by different attacks.