

"Did my figure do justice to the answer?" : Towards Multimodal Short Answer Grading with Feedback (MMSAF)

Pritam Sil, Bhaskaran Raman, Pushpak Bhattacharyya

Department of Computer Science and Engineering
Indian Institute of Technology, Bombay
Mumbai, India

{pritamsil,br,pb}@cse.iitb.ac.in

Abstract

Personalized feedback plays a vital role in a student's learning process. While existing systems are adept at providing feedback over MCQ-based evaluation, this work focuses more on subjective and open-ended questions, which is similar to the problem of Automatic Short Answer Grading (ASAG) with feedback. Additionally, we introduce the Multimodal Short Answer grading with Feedback (MMSAF) problem over the traditional ASAG feedback problem to address the scenario where the student answer and reference answer might contain images. Moreover, we introduce the MMSAF dataset with 2197 data points along with an automated framework for generating such data sets. Our evaluations on existing LLMs over this dataset achieved an overall accuracy of 55% on Level of Correctness labels, 75% on Image Relevance labels and a score of 4.27 out of 5 in correctness level of LLM generated feedback as rated by experts. As per experts, Pixtral achieved a rating of above 4 out of all metrics, indicating that it is more aligned to human judgement, and that it is the best solution for assisting students.

1 Introduction

Personalized feedback plays an important role in a student's learning process (Deeva et al., 2021). Moreover, a corrective, motivational and informative feedback can drastically speed up a student's learning process and help the student develop an innate curiosity to learn more. Thus, this helps in the student's overall growth and fuels a student's passion to learn a particular topic. However, in real-life scenarios, it is often difficult to provide personalized feedback to each and every student present in a classroom. Thus, this led the development of Intelligent Tutoring Systems (ITSs) which are capable of providing personalized feedback to each and every student. Moreover, these systems

can easily be customised to cater to the needs of each and every individual students.

With advances in Natural Language Processing (NLP), ITSs are currently capable of delivering learning experiences through conversations (Paladines and Ramírez, 2020), personalized feedback and others. Presently, most such systems make use of MCQs to judge the student's learning progress. Recent works address various aspects of MCQ generation ((Hwang et al., 2024), (Dutulescu et al., 2024), (Feng et al., 2024)), and even feedback generation is based on the students' responses to such MCQs (McNichols et al., 2024). However, MCQs often limit the student's creative abilities and are limited to selecting one or more correct options out of a set of options. On the other hand, we have subjective or often open-ended questions which encourages the student to answer a particular question using their creative abilities. That is, the student has to write fluent and grammatically correct answers with images. Note that, in particular, we deal with those subjective questions where the answers are short answers, that is, ranging from a few lines to a single paragraph. Interestingly, the problem involving grading such questions and providing feedback based on that is known as the problem of Automatic Short Answer Grading (ASAG) with Feedback.

The problem is as follows: given a question and a reference answer, the task is to grade a reference answer along with proper feedback as to why a particular grade is assigned. To develop a solution to this problem, researchers needed access to high-quality datasets. Filligheha et al. (Filligheha et al., 2022) was a pioneer in introducing a bilingual short answer feedback dataset which had a short answer to questions pertaining to various topics such as communication networks and others. The dataset contained a total of 4519 submissions ranging over 22 English short answer questions. However, the dataset only had about 2k responses, which were in

English, and the dataset also lacked diversity across different engineering domains. A remedy to this problem was done by Aggarwal et al. (Aggarwal et al., 2024), where they introduced the EngSAF dataset, which contains about 5.8k data points and contains 25 courses ranging over different engineering domains.

Once a reliable dataset had been built and the baselines were set, researchers moved towards developing better solutions to solve this problem. While earlier approaches heavily relied on prompt engineering, Fateen et al. (Fateen et al., 2024) introduced a RAG-based approach to solving this problem. Their work was able to improve the scoring accuracy on unseen questions by 9% as compared to fine-tuning models, thus reducing cost and improving scalability.

Again, Li et al. (Li et al., 2023) introduced the Automated Explainable Student Response Assessment Framework (AERA) framework to perform rationale generation of automatically assigned scores using ChatGPT. The AERA framework was successful in generating rationales that are comparable to that of ChatGPT and achieved a QWK score of 11% on their benchmark datasets. While existing research addresses the problem of ASAG with feedback, none of them addresses the scenario where the student and reference answer might contain images. There are existing benchmarks such as the SciEx benchmark (Dinh et al., 2024) where only 20% of the questions contain both text and images. However, they do not deal with scenarios where the students' answers might contain images.

To address this shortcoming, we propose the Multimodal Short Answer Grading with Feedback (MMSAF) problem. This problem deals with the scenario where the student's answer and reference answer might contain images, and the task of an LLM would be to grade it along with proper feedback. This is consistent with scenarios where adding an image to the answer often shows a better level of understanding of a concept. Hence, students can often use an image to convey their understanding of a concept, even while explaining less of it in the form of text.

Our contributions are as follows -

1. A novel problem called MMSAF, along with a dataset of 2197 instances. (Section 2, Section 3)
2. An automated framework to generate an MMSAF dataset for any set of questions and refer-

ence answers. (Section 3)

3. A rubric-based approach to evaluate the quality of feedback coupled with extensive zero-shot evaluation on existing LLMs. We achieved an overall accuracy of 55% on Level of Correctness labels, 75% on Image Relevance labels and a score of 4.27 out of 5 in correctness level of LLM generated feedback as rated by experts.(Section 5)

2 Multimodal Short Answer Grading with Feedback (MMSAF) Problem

This paper introduces the Multimodal Short Answer Grading with Feedback (MMSAF) Problem. The problem is formulated as follows, given the Question (Q) and Reference Answer (RA), the task is to grade the Student Answer (SA) by assigning a Level of Correctness (LC), Image Relevance (IR) and a Feedback (F) which explains why LC and IR were assigned to it (Figure 1). We further divided this problem into a classification problem of assigning the LC and IR values to the student's answer and a single reasoning problem of providing feedback that compares the question and reference answer to the student's answer.

2.1 Classification of Level of Correctness and Image Relevance

The problem of determining the level of correctness can be formulated as a classification problem where, given the SA and RA, the goal is to assign a level of correctness to it. Hence it is formulated as: $(Q, SA, RA) \xrightarrow{M} \{Correct, Partially Correct, Incorrect\}$, where Correct (C), Partially Correct (PC) and Incorrect (I) denote the three levels of correctness and M is the model used.

Similarly, the problem of determining the image relevance is also a classification problem where, given the Q, SA and RA, the task is to determine whether the image present in the student answer is Relevant (R) or Irrelevant (IRel) to the question and RA. It was formulated as: $(Q, SA, RA) \xrightarrow{M} \{Relevant, Irrelevant\}$, where M is the model used. This often depends on the multimodal reasoning capabilities of the model.

2.2 Feedback Generation

Next, the problem of feedback generation involves the concept of comparative reasoning. Comparative Reasoning (Yu et al., 2023) is a fundamental cognitive ability that describes the process of comparing different entities or concepts to draw certain

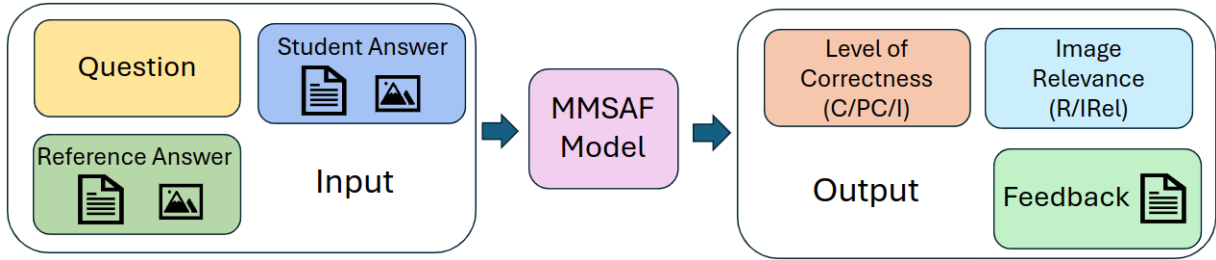


Figure 1: Multimodal Short Answer Grading with Feedback (MMSAF) Problem

conclusions. When it comes to the process of generating feedback, the LLM is expected to compare the SA and the RA in order to generate the feedback. This means that the LLM has to identify key concepts and entities present in the reference answer and verify whether they are present in the student’s answer. Additionally, both answers contain different modalities, which are text and images. This also implies that the LLM has to perform comparative reasoning over multiple modalities. Thus, given a model (M) the problem is formulated as $: (Q, RA, SA) \xrightarrow{M} Feedback$ and is successfully mapped to a problem of comparative reasoning. Next, we introduce the MMSAF dataset, which will serve as a benchmark for this problem.

3 Multimodal Short Answer Grading with Feedback (MMSAF) Dataset

The Multimodal Short Answer Grading with Feedback (MMSAF) dataset is a benchmark to the MMSAF problem. It is built using a total 181 question-answer pairs taken from high school-level physics, chemistry and biology questions. The corresponding student answers to these questions were synthetically generated to obtain a total of 2197 datapoints in the whole dataset. Each data point in the dataset is a tuple of 5 elements namely - Question (**Q**), Reference Answer (**RA**), Student Answer (**SA**), Level of correctness (**LC**), Image Relevance (**IR**), Sample Feedback (**F**) and Rubrics used to evaluate any generated feedback (**FR**).

As per the MMSAF problem, the model has to generate feedback given a tuple of (Q, RA, SA), which comments on the correctness of the student’s answer as well as the image relevance of the student’s answer compared to the question and reference answer. Since the student answers are synthetically generated, we record the errors present in them as rubrics under the FR column so that the generated feedback can be evaluated based on these rubrics. Hence, the quality of feedback can be mea-

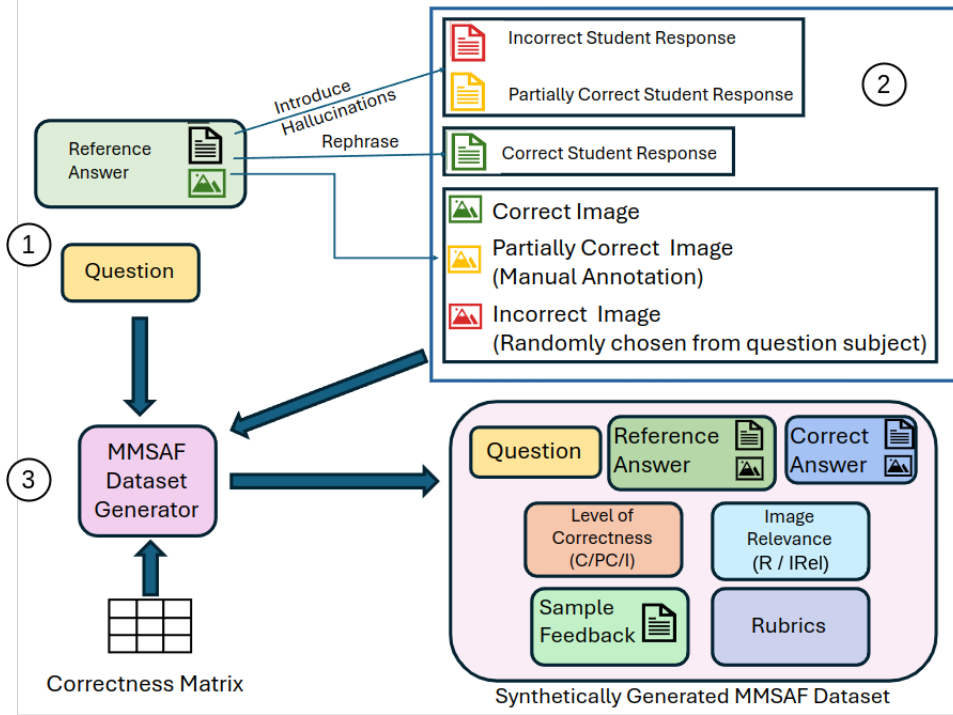
sured not only via metrics such as BLEU score (Papineni et al., 2002) or ROUGE (Lin, 2004) but also using the number of rubrics it detected. Note that the dataset shall be released upon publication of this work.

Next, we deal with the generation of the textual and image part of the student answers first, followed by the next part which explores assigning the correctness and relevance levels, as well as sample feedback and feedback rubrics. Figure 2 provides a complete overview of the data generation framework.

3.1 Generation of Textual and Image segments of Student Answers

The first step towards generating the student answers is to extract the question and reference answer pairs (Step 1 in Figure 2). To do so, 160 such instances have been scraped from openly available high school textbooks, and the remaining 21 instances have been generated by Gemini and verified by a Subject Matter Expert (SME). The next step is to generate the student responses (Step 2 in Figure 2). Note that a single student response has both a textual part and a supporting image. Both are generated separately from the correct answer and then combined based on a correctness matrix, which will be described later in this section.

First, we deal with the textual part of the student answer. We generate a single correct answer for each question by using a prompt (as in Appendix A) along with the question and reference answer, barring 26 numerical questions for whom the correct response is the same as the correct answer. However, the partially correct and incorrect answers have been generated by using the termite strategy by Ashita et al. (Saxena, 2024) to introduce hallucinations in the reference answer. In particular, we introduce either factual inconsistency or factual fabrication in it. The prompts used in generating the partially correct responses and incorrect responses have been added in Appendix B and Appendix C,



C - Correct PC- Partially Correct I - Incorrect R - Relevant IRel - Irrelevant

Figure 2: An automatic framework to generate MMSAF dataset

respectively. Again, for the 26 numerical questions, the same has been done manually instead of the termite strategy.

Next, we deal with the image part of the student response. To generate the correct image corresponding to the student’s answer, we use the one that is present in the reference answer. However, for the partially correct images, we introduce the following perturbations - manually remove a part of the image and swap or remove labels present in the image. For some images, we have replaced a certain part of the image with another similar object, such as a convex lens with a concave lens and vice versa. Again, to generate the incorrect images to a question, we randomly map another image from the set of images of that subject. Next, a combination of the above-generated data is used to construct the final dataset.

3.2 Generation of Level of Correctness, Image Relevance and Rubrics

Now, given the correct/partially correct/incorrect textual answer and images, we generate the final set of student answers using the correctness matrix (Table 4 in Appendix D). This resulted in the construction of the final dataset, which is 2197 data points. Note that the level of correctness for each student answer is defined by the output label in Ta-

ble 4. Similarly, any student answer using an image that is correct or partially correct is assigned an Image Relevance level of Relevance, and an incorrect image is irrelevant.

However, to generate the sample feedback and rubrics for feedback evaluation, we use a simple templating strategy. The earlier errors recorded while constructing the correct and partially correct responses were recorded and used to construct the sample feedback and rubrics. The dataset split statistics is in Appendix I.

4 LLMs in Consideration

The MMSAF problem consists of multiple images along with text that must be evaluated as a whole. Thus, to solve it, we need such LLMs, which are multimodal and capable of reasoning over multiple text segments and images. Due to this reason, we primarily select 4 LLMs - ChatGPT, Gemini, Pixtral, and Molmo. For Molmo and Pixtral, the huggingface library¹ has been used as they are open sourced while for ChatGPT² and Gemini³ we use their respective APIs.

¹<https://huggingface.co/>

²<https://platform.openai.com/docs/api-reference/introduction>

³<https://ai.google.dev/gemini-api/docs/api-key>

4.1 ChatGPT

ChatGPT is a well-known multimodal and multilingual model from OpenAI. As per their website⁴, GPT-4o mini has shown strong performance on the Massive Multi-discipline Multimodal Understanding and Reasoning (MMMU) benchmark and has beaten Gemini Flash and Claude Haiku. This makes it a strong candidate for solving the MMSAF problem as it heavily relies on the multimodal reasoning capabilities of the LLM. Apart from this, *gpt-4o-mini* is a lighter version of the GPT-4o model which means it will be faster and easier to deploy.

4.2 Gemini

Gemini, developed by Google, has shown a similar performance to that of ChatGPT when it comes to multimodal reasoning benchmarks such as MMMU. As per their website⁵, the latest Gemini model, Gemini Ultra, has beaten GPT-4V on the MMMU benchmark. Hence, this also makes it a strong candidate for solving the MMSAF problem owing to its excellent multimodal reasoning abilities. However, for this set of experiments, we have used *gemini-1.5-flash* since the API is free to use and can be used by any developer without thinking about cost.

4.3 Pixtral

Since both Gemini and ChatGPT are restricted models, Mistral.ai recently launched its own multimodal model called Pixtral 12B. It (Agrawal et al., 2024) was able to beat some well-known open source LLMs⁶ such as Qwen, LLaVA, Phi, Claude-3 and even Gemini-1.5 Flash on multimodal benchmarks such as MMMU. However, GPT-4o still performed better than Pixtral. As a result, we also explore Pixtral as a possible solution for solving the MMSAF problem as it is an open model and has shown significant performance in multimodal reasoning benchmarks.

4.4 Molmo

While ChatGPT, Gemini and Pixtral have been trained on a vast array of multimodal data, none of them have been specifically trained only

on academic datasets. Hence, we also select Molmo (Deitke et al., 2024) as a possible candidate for solving the MMSAF problem. It is a family of multimodal models developed by AllenAI. As per their website⁷, Molmo has beaten existing leading models such as GPT-4o, Gemini 1.5, Claude-3, Qwen and InternLM on 11 different academic benchmarks. In particular, we choose the *Molmo-7B-D-0924* model since our dataset is an academic dataset and also relies on the multimodal reasoning capabilities of the model. The next section describes in detail how these LLMs were evaluated on our dataset.

5 Evaluation of LLM Generated Feedback

Prompt 1 : Feedback Prompt

.....
Task : You have to generate the level of correctness, the image relevance and the feedback.
The feedback should point out any errors in the text as well as the image.
It should also provide the reason for the level of correctness and image relevance.
It can contain some additional information and facts to complement the student's understanding as well.
It should be a conversation between you as a teacher and a student.
It should be of 500 words.
.....

The goal of this evaluation was to quantify the zero-shot performance of existing LLMs on this dataset and grade their capabilities. To do so, 221 data points (130 from biology, 56 from chemistry and 35 for physics) were sampled randomly and fed to different LLMs using Prompt 1. Note, the complete prompt can be found in Appendix E. The corresponding level of correctness, image relevance and feedback values generated were collected and then analyzed in the following subsections.

5.1 Analysis of Correctness and Relevance levels

To assess how well the LLMs performed in predicting the level of correctness and image relevance labels of the student answers, we make use of met-

⁴<https://openai.com/index/gpt-4o-mini-advancing-cost-efficient-intelligence/> (Last Accessed: 05-12-2024)

⁵<https://blog.google/technology/ai/google-gemini-ai/#performance> (Last Accessed: 05-12-2024)

⁶<https://mistral.ai/news/pixtral-12b/> (Last Accessed: 05-12-2024)

⁷<https://molmo.allenai.org/blog> (Last Accessed: 05-12-2024)

rics such as accuracy, precision, recall and F1-score to gauge their performance.

Model	Accuracy	Precision	Recall	F1
ChatGPT	0.5	0.32	0.31	0.3
Molmo	0.42	0.36	0.34	0.21
Pixtral	0.52	0.32	0.32	0.32
Gemini	0.55	0.44	0.68	0.48

Table 1: Metrics for generated Level of Correctness labels

Table 1 records the corresponding metric values obtained by different models for the level of correctness (LC) values. As observed in Table 1, Gemini has performed the best in all metrics. This indicates that it's the most reliable among all in terms of accurately predicting the LC values and is also the most reliable as its chances of having a false positive are quite low. When it comes to other models, ChatGPT was more biased towards labelling an answer as "Partially Correct", and this, in turn, led to its reduced performance.

When it comes to Molmo, it is seen that it has primarily assigned the label "Incorrect" to most answers. However, Pixtral was lenient but labelled "Incorrect" answers as "Partially Correct" and vice versa, which led to reduced performance. This is promising as one can easily fine-tune Pixtral to achieve better performance.

Model	Accuracy	Precision	Recall	F1
ChatGPT	0.75	0.76	0.81	0.74
Molmo	0.29	0.15	0.49	0.23
Pixtral	0.66	0.59	0.59	0.59
Gemini	0.58	0.71	0.7	0.58

Table 2: Metrics for generated Image Relevance levels

Similarly, Table 2 records the corresponding metric values obtained for the image relevance levels. From Table 2 it can be seen that ChatGPT has performed the best amongst all in all the metrics. This indicates that it did a great job in accurately determining the image relevance labels and minimizing any false positive values. However, for Molmo, it was seen that it had a tendency to label most images as relevant, while for Pixtral, it mostly led to false positives, which in turn led to reduced precision values. However, when it comes to Gemini, it incorrectly labels "Relevant" images as "Irrelevant" images, which leads to reduced scores. More analysis and confusion matrices are present in Appendix G and Appendix H.

5.2 Evaluation Task for Experts

The 221 data points mentioned earlier were provided to the LLMs along with a prompt (as in Appendix E), and their feedback, level of correctness and image relevance values were recorded and presented to three Subject Matter Experts (SMEs), each being an expert in their own domain namely, physics, chemistry and biology. Any relevant details about SMEs are mentioned in Appendix F. The SMEs were instructed to score each feedback on a scale of 1 to 5 based on the following parameters -

1. Fluency and Grammatical Correctness (FGE)
2. Emotional Impact (EI)
3. Level of Feedback Correctness (LC)
4. Error mitigation in feedback (EM)
5. Correctness of additional information provided by LLM (CAD)
6. Relevance of additional information provided by LLM (RAD)
7. Rubric Based Feedback (T/F values)

Fluency and Grammatical Correctness: This metric denotes the fluency and grammatical correctness (FGE) of the LLM-generated feedback. The idea is to check if the LLM-generated sentences are grammatically correct or not. A score of 1 denotes that the FGE level of the feedback is extremely poor while a score of 5 indicates that it is excellent.

Emotional Impact: This metric is to check whether the LLM-generated feedback will have a positive impact on the student or not, that is, whether the feedback is more encouraging and assistive for the student or not. A score of 1 denotes negative impact, while a score of 5 denotes a positive impact.

Level of Feedback Correctness: This metric is to determine whether the feedback has properly captured all the errors present in the student answer. A score of 1 denotes no error has been captured in the feedback, while a score of 5 denotes that all the errors have been captured in the feedback.

Error Mitigation in Feedback: This metric evaluates whether the feedback has properly addressed each and every error present in the student answer and suggested ways to correct them. A score of 1 denotes no such error mitigation has been done, while a score of 5 denotes that all the ways necessary to correct all errors are present.

Correctness of additional information provided by LLM: The LLMs had also been prompted to generate any additional information that might help the

student understand the concept that is being evaluated in a particular question. This metric is to determine whether the LLMs succeeded in generating correct information to aid the student in understanding the concept. A score of 1 indicates that the LLM generated some hallucinated or incorrect additional information, while a score of 5 indicates that the LLM generated correct additional information.

Relevance of additional information provided by LLM: The LLMs had also been prompted to generate any additional information that might help the student to understand the concept that is being evaluated in a particular question. This metric is to determine whether the LLMs succeeded in generating correct information to aid the student in understanding the concept. A score of 1 indicates that the LLM generated some additional information, which is irrelevant given the question, while a score of 5 indicates that the LLM generated relevant additional information.

Rubric Based Feedback: While traditional NLP approaches use various metrics such as Rouge-2 (Ganesan, 2018), SCAREBLEU (Post, 2018), METEOR (Banerjee and Lavie, 2005) and BERTSCORE (Zhang et al., 2020) score to measure the quality of the generated feedback, we propose a rubric-based approach to evaluate whether the feedback correctly captures all the errors present in the student answer. Since these metrics employ an n-gram overlap-based approach, they will fail to capture the semantics associated with the feedback, such as detecting any errors present in the feedback and their corresponding mitigation techniques. Hence, we propose this rubric-based approach. The rubrics were presented as True or False questions, which the annotators had to answer after reading the LLM-generated feedback.

5.3 Analysis of Expert Evaluation

Once the SMEs had completed their respective evaluation tasks, all the scores for each metric were collected and averaged out to present the final data.

Table 3 summarizes the average ratings assigned by annotators to the feedback generated by different LLMs over various criteria mentioned in Section 5.2. Out of all the metrics, ChatGPT performs the best in terms of FGE, while Molmo performs the worst. SMEs also pointed out that Molmo has a tendency to generate Chinese while generating its feedback, and hence, they penalized Molmo in

FGE for this reason. Again, we see that Pixtral and Gemini perform similarly in FGE. Regarding ChatGPT, SMEs again pointed out that the feedback provided was shallow and required more depth. One key observation of ChatGPT was that it was successful in detecting any calculation mistake present in the student’s answer.

Apart from that, it is seen that Pixtral beats other models in terms of other parameters such as EI, LC, EM, CAD and RAD. As pointed out by SMEs, Pixtral and Gemini did a great job in structuring the different parts of the feedback. However, Pixtral stood out as it broke down the feedback into different segments, each addressing a different concept associated with the question and the reference answer and also a separate section for the level of correctness and image relevance.

All SMEs agreed that Molmo performed the worst, and the feedback generated by it is too direct and consists of large and complex sentences. This will in turn have a negative impact on the student and adding to it, it has a tendency to label correct answers as incorrect. Some feedback provided by it in chemistry was also irrelevant. However, when it comes to rubric-based detection, Gemini performed the best. The following subsections analyze how well these LLMs performed at detecting the rubrics pertaining to errors in text and images.

5.4 Analysis of Rubric based Feedback

The synthetically generated student answers contain both text and image parts, which might contain errors. Thus, the generated rubrics can either be used to evaluate errors present in the textual part or in the image part. We first analyzed how well the LLMs performed in detecting the textual error, followed by their performance in the case of image errors. Note this data was again annotated by the SMEs as stated in section 5.2. The error detection accuracy (A_{CED}) for textual or image errors is computed as

$$A_{CED} = \frac{\text{Number of errors detected}}{\text{Total number of errors}}$$

5.4.1 Text Error based Rubrics

First, we analyze the performance of LLMs when it comes to detecting errors present in the textual part of the student answer. Figure 3 contains the A_{CED} values pertaining to the textual error of each LLM across each subject and all the subjects as a whole. It can be seen that Pixtral has performed the best when it comes to detecting textual errors across

	FGE	EI	LC	EM	CAD	RAD	Rubrics
ChatGPT	4.95	3.81	3.67	3.71	3.77	3.72	0.62
Gemini	4.8	3.95	3.88	3.88	3.91	3.87	0.67
Molmo	3.51	3.02	3.02	2.98	3.14	3.17	0.55
Pixtral	4.82	4.1	4.27	4.03	4.25	4.2	0.62

Table 3: Average expert evaluation scores of different metrics

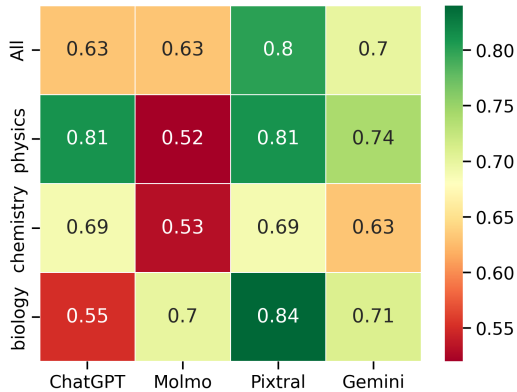


Figure 3: AC_{ED} values for Text based Rubrics

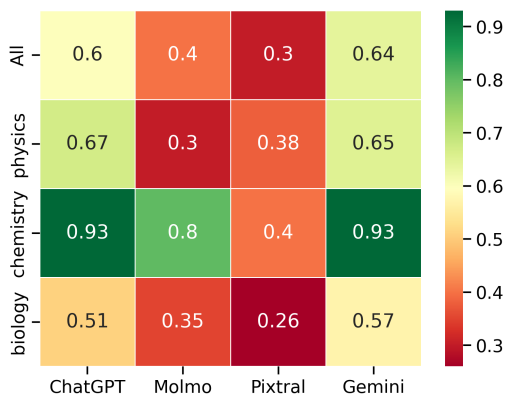


Figure 4: AC_{ED} values for Image based Rubrics

all subjects. However, if we look at the individual subjects, ChatGPT and Pixtral are comparable in physics and chemistry, while Pixtral excels in biology. It can be seen that Gemini performed the best out of all in case of all subjects. However, ChatGPT excelled for physics and was comparable to Gemini in chemistry while Gemini exceeded all in biology.

5.4.2 Image Error based Rubrics

Lastly, we analyze whether the LLMs were capable of detecting errors present in the image part of the student’s answer as well. Figure 4 contains the AC_{ED} pertaining to the image errors of each LLM on each subject and on all subjects as a whole. If we consider all subjects, Gemini performed the

best, while ChatGPT did better than others for only physics. However, ChatGPT and Gemini performed similarly in chemistry. When it comes to biology, Gemini beat others.

From both Figure 3 and Figure 4, it can be concluded that while Pixtral excels at the detection of textual errors present in student answers, Gemini excels at the detection of errors present in images. Similarly, we can also comment that Gemini is the most optimal solution in detecting various types of errors in its feedback and is also seen from Table 3 as well. In conclusion, Pixtral stood out from the rest as it matched human judgment more accurately. Since the feedback generated should be more aligned towards human values, we prioritize the SME comments and evaluation and note the shortcomings of Pixtral, which serve as future work for further improvement.

6 Conclusion

This paper introduces the MMSAF problem along with a dataset of 2197 data points. The MMSAF dataset contains physics, chemistry and biology questions from high school textbooks. Additionally, we provide an automated framework to generate similar datasets, given a set of questions, reference answers, and annotated images. We also establish a baseline using 4 models, namely ChatGPT, Gemini, Pixtral and Molmo.

Our evaluations show that while Gemini performed the best in generating the correctness labels and ChatGPT excelled in generating the image relevance labels, human evaluation proved that Pixtral was more aligned towards human judgement and values. Since the feedback should have positive feedback on the student and should be similar to that provided by a human, we conclude that Pixtral will be the most suitable candidate for this problem. Additionally, it is to be noted that Pixtral needs to be improved to generate the LC and IR labels to be deployed in an ITS. Thus future work also involves exploring other solutions, including Retrieval augmented generation (RAG) based approaches to add more insight and conceptual depth to the feedback.

Limitations

This work introduces the Multimodal Short Answer Grading with Feedback (MSMAF) problem along with a dataset of 2197 data points. It is to be noted that the number of partially correct student responses compared to correct and incorrect student responses is significantly higher and follows a ratio of 1:2:1. This results in a class imbalance problem for models that will be trained on this data. Also, the dataset is currently restricted to physics, chemistry, and biology at the high school level. Questions from other subjects and university level courses can be included in this dataset to increase its complexity level and develop a more robust dataset that will cater to multiple domains at the same time. Apart from this, the partially correct images currently have to be manually annotated, and this leads to a scalability issue. This problem can be automated using simple text manipulation operations performed via OpenCV or by generating diagrams using solutions such as DiagrammerGPT (Zala et al., 2024) once their code is released.

Ethical Considerations

The questions and reference answers have been extracted from the National Council of Educational Research and Training (NCERT) textbooks for 10th standard science and 11th standard and 12th standard physics, chemistry and biology. NCERT is an autonomous organization established by the Government of India that provides guidance and recommendations to both central and state governments on policies and initiatives to improve the quality of school education. The textbooks have been downloaded from <https://www.ncrtsolutions.in/>. We adhere to NCERT guidelines, which states that "NCERT books can also be downloaded free of cost from our website for non-commercial purposes."

References

Dishank Aggarwal, Pushpak Bhattacharyya, and Bhaskaran Raman. 2024. "i understand why i got this grade": Automatic short answer grading with feedback. *Preprint*, arXiv:2407.12818.

Pravesh Agrawal, Szymon Antoniak, Emma Bou Hanna, Baptiste Bout, Devendra Chaplot, Jessica Chudnovsky, Diogo Costa, Baudouin De Monicault, Saurabh Garg, Theophile Gervet, Soham Ghosh, Amélie Héliou, Paul Jacob, Albert Q. Jiang, Kartik Khandelwal, Timothée Lacroix, Guillaume Lam-

ple, Diego Las Casas, Thibaut Lavril, Teven Le Scao, Andy Lo, William Marshall, Louis Martin, Arthur Mensch, Pavankumar Muddireddy, Valera Nemychnikova, Marie Pellat, Patrick Von Platen, Nikhil Raghuraman, Baptiste Rozière, Alexandre Sablayrolles, Lucile Saulnier, Romain Sauvestre, Wendy Shang, Roman Soletskyi, Lawrence Stewart, Pierre Stock, Joachim Studnia, Sandeep Subramanian, Sagar Vaze, Thomas Wang, and Sophia Yang. 2024. *Pixtral 12b*. *Preprint*, arXiv:2410.07073.

Satanjeev Banerjee and Alon Lavie. 2005. *METEOR: An automatic metric for MT evaluation with improved correlation with human judgments*. In *Proceedings of the ACL Workshop on Intrinsic and Extrinsic Evaluation Measures for Machine Translation and/or Summarization*, pages 65–72, Ann Arbor, Michigan. Association for Computational Linguistics.

Galina Deeva, Daria Bogdanova, Estefanía Serral, Monique Snoeck, and Jochen De Weerd. 2021. *A review of automated feedback systems for learners: Classification framework, challenges and opportunities*. *Computers & Education*, 162:104094.

Matt Deitke, Christopher Clark, Sangho Lee, Rohun Tripathi, Yue Yang, Jae Sung Park, Mohammadreza Salehi, Niklas Muennighoff, Kyle Lo, Luca Soldaini, Jiasen Lu, Taira Anderson, Erin Bransom, Kiana Ehsani, Huong Ngo, YenSung Chen, Ajay Patel, Mark Yatskar, Chris Callison-Burch, Andrew Head, Rose Hendrix, Favyen Bastani, Eli VanderBilt, Nathan Lambert, Yvonne Chou, Arnavi Chheda, Jenna Sparks, Sam Skjonsberg, Michael Schmitz, Aaron Sarnat, Byron Bischoff, Pete Walsh, Chris Newell, Piper Wolters, Tanmay Gupta, Kuo-Hao Zeng, Jon Borchardt, Dirk Groeneveld, Jen Dumas, Crystal Nam, Sophie Lebrecht, Caitlin Wiltliff, Carissa Schoenick, Oscar Michel, Ranjay Krishna, Luca Weihs, Noah A. Smith, Hannaneh Hajishirzi, Ross Girshick, Ali Farhadi, and Aniruddha Kembhavi. 2024. *Molmo and pixmo: Open weights and open data for state-of-the-art multimodal models*. *Preprint*, arXiv:2409.17146.

Tu Anh Dinh, Carlos Mullov, Leonard Bärman, Zhaolin Li, Danni Liu, Simon Reiß, Jueun Lee, Nathan Lerzer, Jianfeng Gao, Fabian Peller-Konrad, Tobias Röddiger, Alexander Waibel, Tamim Asfour, Michael Beigl, Rainer Stiefelwagen, Carsten Dachs-bacher, Klemens Böhm, and Jan Niehues. 2024. *SciEx: Benchmarking large language models on scientific exams with human expert grading and automatic grading*. In *Proceedings of the 2024 Conference on Empirical Methods in Natural Language Processing*, pages 11592–11610, Miami, Florida, USA. Association for Computational Linguistics.

Andreea Dutulescu, Stefan Ruseti, Denis Iorga, Mihai Dascalu, and Danielle S. McNamara. 2024. *Beyond the obvious multi-choice options: Introducing a toolkit for distractor generation enhanced with nli filtering*. In *Artificial Intelligence in Education -*

- 25th International Conference, AIED 2024, *Proceedings*, Lecture Notes in Computer Science (including subseries Lecture Notes in Artificial Intelligence and Lecture Notes in Bioinformatics), pages 242–250, Germany. Springer Science and Business Media Deutschland GmbH. Publisher Copyright: © The Author(s), under exclusive license to Springer Nature Switzerland AG 2024.; 25th International Conference on Artificial Intelligence in Education, AIED 2024 ; Conference date: 08-07-2024 Through 12-07-2024.
- Menna Fateen, Bo Wang, and Tsunenori Mine. 2024. [Beyond scores: A modular rag-based system for automatic short answer scoring with feedback](#). *Preprint*, arXiv:2409.20042.
- Wanyong Feng, Jaewook Lee, Hunter McNichols, Alexander Scarlatos, Digory Smith, Simon Woodhead, Nancy Ornelas, and Andrew Lan. 2024. [Exploring automated distractor generation for math multiple-choice questions via large language models](#). In *Findings of the Association for Computational Linguistics: NAACL 2024*, pages 3067–3082, Mexico City, Mexico. Association for Computational Linguistics.
- Anna Filighera, Siddharth Parihar, Tim Steuer, Tobias Meuser, and Sebastian Ochs. 2022. [Your answer is incorrect... would you like to know why? introducing a bilingual short answer feedback dataset](#). In *Proceedings of the 60th Annual Meeting of the Association for Computational Linguistics (Volume 1: Long Papers)*, pages 8577–8591, Dublin, Ireland. Association for Computational Linguistics.
- Kavita Ganesan. 2018. [Rouge 2.0: Updated and improved measures for evaluation of summarization tasks](#). *Preprint*, arXiv:1803.01937.
- Kevin Hwang, Kenneth Wang, Maryam Alomair, Fow-Sen Choa, and Lujie Karen Chen. 2024. Towards automated multiple choice question generation and evaluation: Aligning with bloom’s taxonomy. In *Artificial Intelligence in Education*, pages 389–396, Cham. Springer Nature Switzerland.
- Jiazheng Li, Lin Gui, Yuxiang Zhou, David West, Cesare Aloisi, and Yulan He. 2023. [Distilling ChatGPT for explainable automated student answer assessment](#). In *Findings of the Association for Computational Linguistics: EMNLP 2023*, pages 6007–6026, Singapore. Association for Computational Linguistics.
- Chin-Yew Lin. 2004. [Rouge: A package for automatic evaluation of summaries](#). In *Annual Meeting of the Association for Computational Linguistics*.
- Hunter McNichols, Wanyong Feng, Jaewook Lee, Alexander Scarlatos, Digory Smith, Simon Woodhead, and Andrew Lan. 2024. [Automated distractor and feedback generation for math multiple-choice questions via in-context learning](#). *Preprint*, arXiv:2308.03234.
- José Paladines and Jaime Ramírez. 2020. [A systematic literature review of intelligent tutoring systems with dialogue in natural language](#). *IEEE Access*, 8:164246–164267.
- Kishore Papineni, Salim Roukos, Todd Ward, and Wei-Jing Zhu. 2002. [Bleu: a method for automatic evaluation of machine translation](#). In *Proceedings of the 40th Annual Meeting on Association for Computational Linguistics*, ACL ’02, page 311–318, USA. Association for Computational Linguistics.
- Matt Post. 2018. [A call for clarity in reporting BLEU scores](#). In *Proceedings of the Third Conference on Machine Translation: Research Papers*, pages 186–191, Brussels, Belgium. Association for Computational Linguistics.
- Ashita Saxena. 2024. Hallucination detection in machine generated text. Master’s thesis, Indian Institute of Technology Bombay.
- Mengxia Yu, Zhihan Zhang, Wenhao Yu, and Meng Jiang. 2023. [Pre-training language models for comparative reasoning](#). In *Proceedings of the 2023 Conference on Empirical Methods in Natural Language Processing*, pages 12421–12433, Singapore. Association for Computational Linguistics.
- Abhay Zala, Han Lin, Jaemin Cho, and Mohit Bansal. 2024. [Diagrammergpt: Generating open-domain, open-platform diagrams via llm planning](#). *Preprint*, arXiv:2310.12128.
- Tianyi Zhang, Varsha Kishore, Felix Wu, Kilian Q. Weinberger, and Yoav Artzi. 2020. [Bertscore: Evaluating text generation with BERT](#). In *8th International Conference on Learning Representations, ICLR 2020, Addis Ababa, Ethiopia, April 26-30, 2020*. OpenReview.net.

A Prompt used for synthetically generating correct responses

The prompt used to generate the correct responses is as follows. Note we place the question within the <QUESTION> and the </QUESTION> tags. Similarly, we place the reference answer within the <ANSWER> </ANSWER> tags.

Prompt 2 : Prompt for generating correct responses

Prompt: You are a student who is attempting an examination.

Task: Given a question and its original answer, rewrite the original answer as a paragraph in a different tone so that it is correct and captures all the necessary facts in the original answer.

<QUESTION></QUESTION>

<ANSWER></ANSWER>

Output Requirements:

<HANSWER>The correct

answer</HANSWER>

Prompt 3: Prompt for generating partially correct responses (Factual Fabrication)

Factual fabrications in text can be created by introducing contextually relevant information or facts that are not verifiable by established real-world evidence. This technique involves adding elements that fit logically within the context but are factually incorrect or unverifiable.

Task: Given a question and its corresponding original factual answer, you are to create a factual fabrication in the answer by introducing a new, contextually relevant information or fact that cannot be verified against real-world knowledge. You should rewrite the answer (the hallucinated answer) by adding the fabricated information in the original answer as well as the information/fact you introduced in the original answer to generate the hallucinated answer.

<QUESTION></QUESTION>

<ANSWER></ANSWER>

Output Requirements:

<HANSWER>The hallucinated answer</HANSWER>

<RDETAILS>The additional information/fact introduced to generate the hallucinated answer in a single sentence .</RDETAILS>

B Prompt used for synthetically generating partially correct responses

The prompt used to generate the partially correct responses by introducing factual fabrication is as follows. Note we place the question within the <QUESTION> and the </QUESTION> tags. Similarly, we place the reference answer within the <ANSWER> </ANSWER> tags. It is similar to the one used by Ashita et al in (Saxena, 2024).

The prompt used to generate the partially correct responses by introducing factual inconsistency is as follows. Note we place the question within the <QUESTION> and the </QUESTION> tags. Similarly, we place the reference answer within the <ANSWER> </ANSWER> tags. It is similar to the one used by Saxena (2024).

Prompt 4: Prompt for generating partially correct responses (Factual Inconsistency)

Prompt: In the field of dependency parsing, modifiers are defined as words or phrases that provide additional information about other elements in a sentence. One technique to generate deliberate factual inconsistencies in text, termed the "Termite Strategy," targets these modifiers. This strategy involves replacing modifiers with alternative words or phrases that are factually inconsistent yet still maintain the overall coherence of the sentence.

Task:

Given a question and its original answer, apply the Termite Strategy to introduce a factual inconsistency in the original answer. Replace a modifier in the original answer with an alternative that contradicts the factual information in the answer, but still retains sentence coherence. You must rewrite the "complete" answer with the modifications (the "hallucinated answer") and also provide the replacement details.

<QUESTION></QUESTION>

<ANSWER></ANSWER>

Output Requirements:

<HANSWER>The hallucinated answer</HANSWER>

<RDETAILS>Describe the original modifier and the replacement word or phrase used to create the inconsistency in a single sentence<RDETAILS>

Prompt 5: Prompt for generating incorrect responses (Factual Fabrication)

Prompt: Factual Fabrication refers to instances where the LLM's output contains facts that are unverifiable against established real-world knowledge.

Task:

Given a question, the task is to generate an incorrect answer using the techniques of factual fabrication.

<QUESTION></QUESTION>

You should follow the following output format:

Output Requirements:

<HANSWER>The hallucinated answer</HANSWER>

<RDETAILS>Mention why the answer is incorrect in a single sentence<RDETAILS>

C Prompt used for synthetically generating incorrect responses

The prompt used to generate the incorrect responses by introducing factual fabrication is as follows. Note we place the question within the <QUESTION> and the </QUESTION> tags. Similarly, we place the reference answer within the <ANSWER> </ANSWER> tags. It is similar to the one used by used by [Saxena \(2024\)](#).

The prompt used to generate the incorrect responses by introducing factual inconsistency is as follows. Note we place the question within the <QUESTION> and the </QUESTION> tags. Similarly, we place the reference answer within the <ANSWER> </ANSWER> tags. It is similar to the one used by used by [Saxena \(2024\)](#).

Prompt 6: Prompt for generating incorrect responses (Factual Inconsistency)

Prompt: Factual Inconsistency refers to situations where the LLM’s output contains facts that can be grounded in real-world information, but present contradictions.

Task:

Given a question , the task is to generate an incorrect answer using the techniques of factual inconsistency .

<QUESTION></QUESTION>

You should follow the following output format:

Output Requirements:

<HANSWER>The hallucinated answer</HANSWER>

<RDETAILS>Mention why the answer is incorrect in a single sentence</RDETAILS>

student answer image one after the other just after the prompt and pass it to the corresponding LLM API.

D Correctness Matrix

Given the correct/partially correct/incorrect textual answer and images, the final set of student answers is generated using the correctness matrix as below.

Student Response Text	Student Response Image	Overall Correctness Label
C	C	C
C	PC/I	PC
PC	C/PC	PC
PC	I	I
I	C	PC
I	PC/I	I

C - Correct PC- Partially Correct I - Incorrect

Table 4: Matrix for determining the Level of Correctness

E Prompt to Generate Feedback

The prompt used to generate the feedback given the question, reference answer and the student answer is as follows. Note we place the question within the <QUESTION> and the </QUESTION> tags. Similarly, we place the reference answer within the <ANSWER> </ANSWER> tags and the student answer within the <STUDENT> </STUDENT> tags. Additionally, we place the reference answer image and the

Prompt 7: Feedback Prompt

Act as a teacher and grade the student answer given the question, reference answer and the student answer.

Task : You have to generate the level of correctness, the image relevance and the feedback. The feedback should point out any errors in the text as well as the image. It should also provide the reason for the level of correctness and image relevance. It can contain some additional information and facts to complement the student's understanding as well. It should be a conversation between you as a teacher and a student. It should be of 500 words.

Input format -

<QUESTION>The question</QUESTION>

<ANSWER>The reference answer. Note that the first image corresponds to the image in the reference answer</ANSWER>

<STUDENT>The student answer. Note that the second image corresponds to the image in the reference answer</STUDENT>

You have to strictly follow this output format-

<CORRECTNESS>Predict whether the answer is Correct, Partially Correct or Incorrect. Note you should evaluate both the text and image of the student answer as a whole.</CORRECTNESS>

<RELEVANCE>Predict whether the second image is relevant or irrelevant to the question</RELEVANCE>

<REASON>The feedback</REASON>

Here is the input :

<QUESTION></QUESTION>

<ANSWER></ANSWER>

<STUDENT></STUDENT>

F Subject Matter Expert Details

The expert evaluation of LLMs involved the help of three Subject Matter Experts (SMEs), each of whom was an expert in biology, physics, and chemistry. Our biology SME has been a high school educator with a teaching experience for over 25 years, while our physics and chemistry SMEs are research scholars in their respective fields with a teaching experience of over 2 and 3 years, respectively. Additionally, each of them has been compensated appropriately as per the norms for their evaluations and comments.

G Additional Information for Level of Correctness Labels

This appendix analyzes the confusion matrix obtained for all the LLMs over the generated level of correctness labels. The major observations have already been mentioned in Section 5.1.

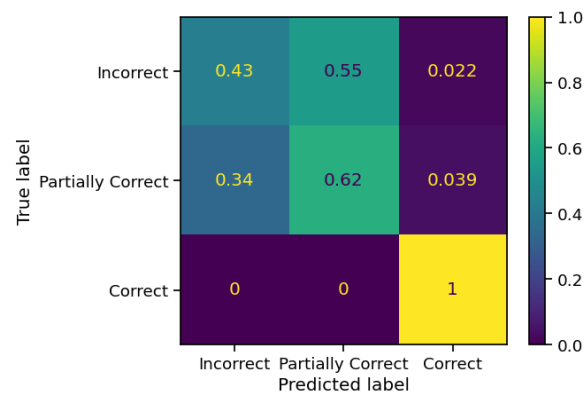


Figure 5: Confusion Matrix for Gemini after True Class Normalization

Figure 5 displays the confusion matrix obtained for Gemini over the Level of Correctness labels. While it has correctly predicted the "Correct" labels, it has often labelled "Partially Correct" answers as "Incorrect" and vice versa. However, the generated trend indicates that the model was being lenient in labelling most "Incorrect" answers as "Partially Correct". However, for some answers, it failed to evaluate the answer properly and marked "Partially Correct" answers as "Incorrect".

Figure 6 displays the confusion matrix obtained for ChatGPT over the Level of Correctness labels. It can be seen that ChatGPT was lenient in grading the student answer as it labelled most "Incorrect" answers as "Partially Correct" while it did a mistake of labelling "Correct" answer as "Partially Correct" as well.

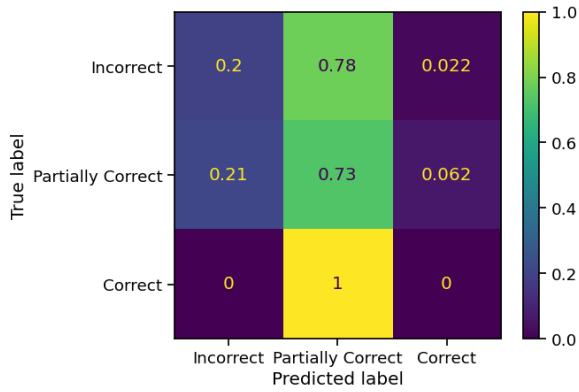


Figure 6: Confusion Matrix for ChatGPT after True Class Normalization

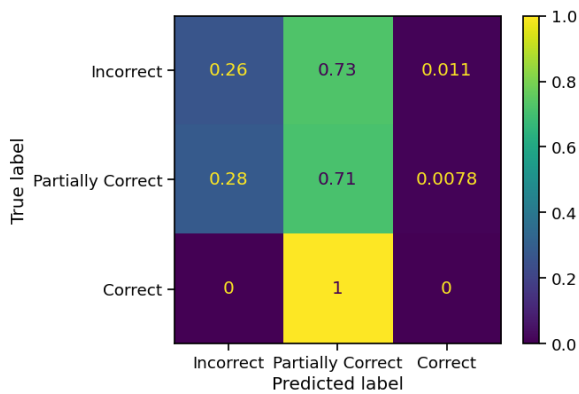


Figure 7: Confusion Matrix for Pixtral after True Class Normalization

Figure 7 displays the confusion matrix obtained for Pixtral over the Level of Correctness labels. Similar to ChatGPT, Pixtral was lenient and labelled "Incorrect" answers as "Partially Correct" which also led to the reduced metrics.

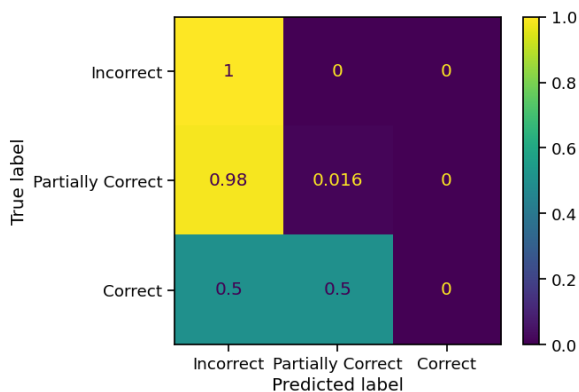


Figure 8: Confusion Matrix for Molmo after True Class Normalization

Figure 7 displays the confusion matrix obtained for Molmo over the Level of Correctness labels. As

it can be seen, it labelled almost all answers as "Incorrect" indicating that it was unable to show considerable performance while performing complex comparative reasoning over multiple modalities.

H Additional Information for Image Relevance Labels

This appendix analyzes the confusion matrix obtained for all the LLMs over the generated image relevance labels. The major observations have already been mentioned in Section 5.1.

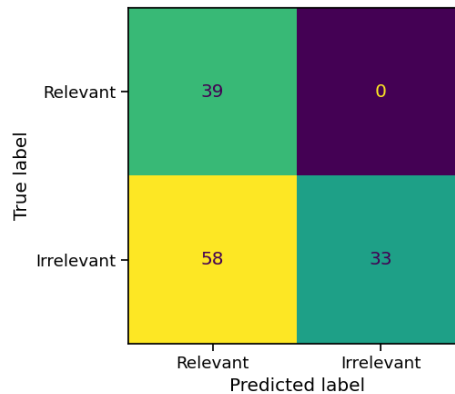


Figure 9: Confusion Matrix for Gemini

Figure 9 displays the confusion matrix obtained for Gemini over the Image Relevance labels. Gemini often predicted "Irrelevant" images as "Relevant", which led to reduced metrics.

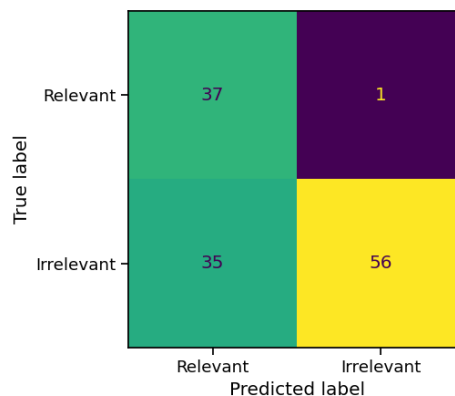


Figure 10: Confusion Matrix for ChatGPT

Figure 10 displays the confusion matrix obtained for ChatGPT over the Image Relevance labels. ChatGPT had the highest accuracy among all the LLMs. However, it still failed to classify a small part of "Relevant" images and "Irrelevant". This is

also consistent with the fact that ChatGPT has superior multimodal reasoning capabilities compared to Gemini, Pixtral and Molmo, and this fact has also been verified by different metrics on standard benchmarks such as MMMU.

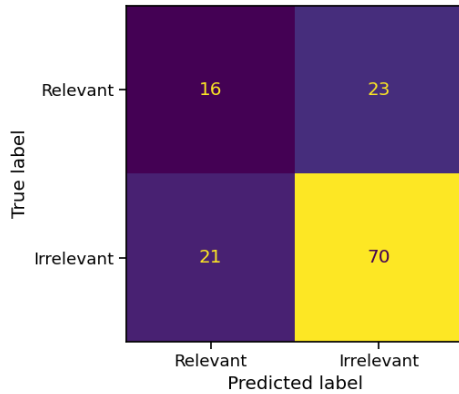


Figure 11: Confusion Matrix for Pixtral

Figure 11 displays the confusion matrix obtained for Pixtral over the Image Relevance labels. When it comes to Pixtral, it has often incorrectly classified "Relevant" images as "Irrelevant" and vice versa.

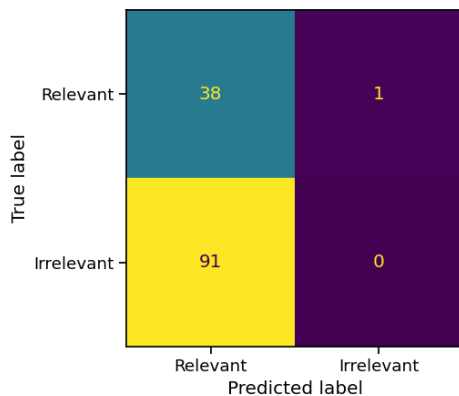


Figure 12: Confusion Matrix for Molmo

Figure 12 displays the confusion matrix obtained for Molmo over the Image Relevance labels. Molmo has classified all images as "Relevant", barring one. This indicates that there is a scope to improve Molmo's multimodal reasoning capabilities.

I Dataset Split Statistics

The data has been split into the train, test and validation sets in the ratio of 3:1:1 and the statistics is as follows -

	Train	Validation	Test
Correct	102	34	35
Partially Correct	692	232	232
Incorrect	522	174	174
Total	1316	440	441

Table 5: Dataset split statistics

The mean and standard deviation of word lengths are as follows -

	Mean	Standard Deviation
Question	118.61	84.2
Reference Answer	924.3	688.72
Student Answer	888.13	569.12

Table 6: Word statistics of dataset

J Experimental Setup

The system specifications used for LLM Inference are as follows -

- CPU : Intel(R) Xeon(R) Gold 6348 CPU @ 2.60GHz with 112 CPUs
- RAM : 503 GB
- GPU : NVIDIA A100-SXM GPU with 80 GB of memory (Only 1 out of 4 used)

The relevant models used from huggingface and OpenAI and Gemini APIs have already been mentioned in Section 4. All inference operations uses default hyperparameters.