

# From prediction to explanation: managing influential negative reviews through explainable AI

Rongping Shen\*

*School of Economics and Management, Southwest Jiaotong University, Chengdu, 610031, China*

---

## Abstract

The profound impact of online reviews on consumer decision-making has made it crucial for businesses to manage negative reviews. Recent advancements in artificial intelligence (AI) technology have offered businesses novel and effective ways to manage and analyze substantial consumer feedback. In response to the growing demand for explainability and transparency in AI applications, this study proposes a novel explainable AI (XAI) algorithm aimed at identifying influential negative reviews. The experiments conducted on 101,338 restaurant reviews validate the algorithm's effectiveness and provides understandable explanations from both the feature-level and word-level perspectives. By leveraging this algorithm, businesses can gain actionable insights for predicting, perceiving, and strategically responding to online negative feedback, fostering improved customer service and mitigating the potential damage caused by negative reviews.

*Keywords:* Electronic word of mouth (eWOM), Negative reviews, Large Language Model (LLM), Explainable AI

---

## 1. Introduction

Online consumer reviews wield a growing influence in shaping consumer decision-making, particularly within the service industry where product quality is intangible in nature. While online reviews offer valuable insights from

---

\*Corresponding author.

*Email address:* shen\_rongping@126.com (Rongping Shen)

diverse perspectives, negative reviews have been identified to be more frequently viewed, memorized, and perceived as “more useful” [2, 40, 58] than positive ones. However, despite practitioners’ recognition of the power of negative reviews, the sheer volume of online reviews has made it practically challenging to individually address each of them [62]. Therefore, it has become crucial for business to identify the most influential concerns or issues raised, and prioritize response strategies effectively.

With the booming of artificial intelligence (AI) technologies, deep learning methods has emerged as a promising tool for assisting online review analysis [19, 33, 48]. The remarkable capabilities of AI technology enables it to efficiently categorize large-scale online reviews into predefined categories established by human experts. In light of this, AI has been applied in various tasks related to online review analysis, including sentiment analysis [22], spam detection [47], topic extraction [57], and opinion mining [34], etc. In recent years, researchers have also embraced AI technology to delve into a more complex question: predicting the influence online review [25]. One pioneering study was conducted by Zhu et al. [62], which proposes and tests mechanisms for identifying influential negative reviews using heuristic processing, linguistic feature analysis, and deep learning-based natural language processing.

However, despite the capability of AI technology in classification and prediction, its well-known black-box nature still significantly limits its practical application. For instance, when managers faced with a deep learning model predicting a negative review as influential, they may find themselves puzzled by the absence of any explanation, such as the reviewer’s status, the use of specific words, or the expressed sentiment. In addition, the lack of explainability in AI also greatly constrains its potential usage in subsequent management response drafting, as managers are unable to provide targeted responses addressing the key aspect in a review. Therefore, enhancing the explainability of AI technology is crucial to unlock its full potential in facilitating efficient and trustworthy collaboration between AI and managers in online review management [50].

To tackle the aforementioned challenges, this study addresses influential negative review from the perspective that highlights deriving comprehensible explanations and insights. While there is no universally agreed definition of influential negative review, in this study, we utilize helpfulness votes as an alternative criterion for two reasons. First, compared to positive reviews that highlight informativeness, the helpfulness votes of negative reviews are more

likely from consumers who have experienced similar service failures and can resonate with their own experiences. Therefore, a negative review with high helpful votes is considered influential not only due to its potential external impact to a business’s reputation but also because of its objective indication of underlying internal issues that need to be addressed. Second, prior research has extensively evaluated and explored the driving forces behind reviews [5, 9, 10], offering a wealth of meaningful features that inform the design of our explainable approach.

To advance a more efficient application of AI in online review management, this study proposes a method based on a large language model (LLM) that incorporates XAI approaches for influential negative review detection and provides understandable explanations. In doing so, this study attempts to make several contributions to align AI technology with real-world business practice and existing research findings. First, to the best of our knowledge, we are the first to leverage state-of-the-art XAI techniques in the prediction of influential online reviews. Second, through post-hoc XAI approaches, this study also deconstructs the black-box decision process into explicit sentences and words that play a crucial role in determining the prediction. Third, by incorporating interpretable features into the proposed model, this study provides understandable explanations that echo with prior research findings.

The rest of this paper is organized into four sections as follows. Section 2 reviews the previous literature on negative online reviews, review helpfulness prediction and explainable artificial intelligence. Section 3 presents overall design of the research framework including the base Bert-based model, interpretable feature fusion mechanism and post-hoc explanation module. Section 4 presents the data collection process and comparisons of the proposed classification algorithms. Section 5 analyzes the global and local feature-level explanation as well as word-level explanation generated by the proposed model. Section 6 and Section 7 conclude the paper by discussing the managerial implications of our findings, as well as limitations and further research directions.

## **2. Literature review**

### *2.1. Negative online reviews*

With the proliferation of e-commerce platforms, consumers are increasingly rely on online reviews to gather insights and guide their purchasing decisions [8, 46, 60]. Among those reviews, a series of research reported that

negative reviews are perceived to be more helpful and influential than either positive or neutral reviews [2, 40, 58]. Consumers are motivated to ventilate their emotions and write reviews on online platforms when experiencing a certain level of satisfaction/dissatisfaction in their consumption experience. This especially holds true for service-oriented products since besides product flaws, service failure have been proven to be another major driver of negative feedbacks among consumers [23].

Managers and scholars have long acknowledged the growing impact of negative reviews on various aspects of business performance, including consumer trust [54], brand perception [4], financial profitability [54] and early survivability [16]. To effectively mitigate the adverse effects of negative reviews, managers must prioritize management strategies, which include closely monitoring the valence of reviews and promptly initiating management responses [39]. However, previous research has indicated that consumers write negative reviews out of a range of intentions, ranging from venting frustration, seeking resolution to warning other consumers [35]. Moreover, the interplay of multiple emotions further adds complexity to negative reviews, as previous research has identified various emotions can appear in a single review and collectively influence readers' perception [59]. Hence, without an efficient tool, businesses often tend to either not respond to negative reviews or resort to using a generic template response for all reviews [62].

## *2.2. Review helpfulness prediction*

The impact of a review can be measured by its perceived helpfulness, which is determined by the number of "helpful votes" received from readers. Scholars have increasingly attended to review helpfulness and explored a series of determining factors that affect consumer perceptions of review helpfulness. Given the complexity of consumer cognitive process, a broad range of factors have been proposed and can be largely categorized into three streams as shown in Table 1. From the perspective of review content, prior studies have investigated determinants including review length [38], review rating [29], review readability [21], review date [61] and review consistency [30]. From the perspective of review characteristics, factors including reviewer gender [10, 17], identity disclosure [15, 18], reviewer credibility [5, 10], reviewer reputation [9] and reviewer expertise [27, 49] are also demonstrated to be influential to review helpfulness. Nevertheless, product-related factors such as product type [38, 49], product price [3] and product certificate [24] are

also found to significantly impact perceived helpfulness as well as moderates the effect of other factors.

In addition to empirical research, scholars have also made significant efforts in predicting review helpfulness, which predominantly rely on machine learning techniques to classify online reviews into binary categories. These models commonly extract different aspects of a review and represent them through various features, including linguistic [26], semantic [12], and sentiment features [53]. In addition, different algorithmic backbones such as support vector machine [13], random forest [51] and logistic regression [14] are selected for better classification performance.

With the prominent development of deep learning in recent years, researchers have increasingly applied deep learning methods to the task of review helpfulness prediction. In the context of deep learning, review texts are transformed into intricate, high-dimensional vectors, enabling the discovery of deep semantic representations. Several popular deep learning models have been applied in review helpfulness prediction, including convolutional neural networks (CNNs)[32], short-term memory (LSTM)[37], and gated recurrent units (GRUs)[43]. While deep learning has demonstrated superior performance compared to traditional machine learning methods, it is worth noting that deep learning models are more unexplainable and prone to a “black-box”. The exploration of explainable deep learning models for helpfulness prediction still warrants research investigation.

### *2.3. Explainable artificial intelligence (XAI)*

The expected rise in the usage AI models in across fields calls for greater explainability, fairness and reliability in the underlying decision-making processes of AI systems [41]. As AI models continue to grow in size and complexity, the significance of explainability in enhancing human trust and fostering collaboration has gained recognition [6, 42]. Explainable AI (XAI) refers to a set of methods and techniques that show how an AI system makes decisions, predictions and executes its actions [55]. Furthermore, researchers have discussed that the design of explainability should be tailored to specific domains, focusing on providing understandable explanations that are applicable to specific scenarios [45].

XAI can be classified based on various criteria, and one widely recognized categorization is the division into two main streams: post-hoc and ante-hoc explanation. Post-hoc XAI focuses on explaining AI models after they have made their predictions or decisions, while ante-hoc methods aim to design

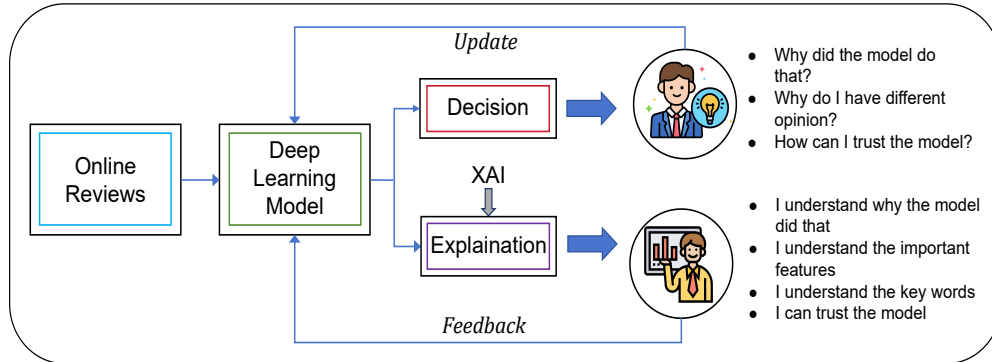


Figure 1: Conceptual framework of the proposed method.

AI models with inherent explainability [31]. Among all post-hoc methods, Local Interpretable Model-Agnostic Explanations (LIME) [44] and Shapley Additive exPlanations (SHAP) [31] are the most widely used methods. LIME applies local surrogate models to approximate the behavior of the complex model around a specific instance, while SHAP employs game theory concepts to assign feature importance values based on their contributions to the prediction outcomes. In addition to post-hoc methods, another perspective on enhancing transparency is through the use of ante-hoc methods. Ante-hoc methods enhancing transparency by building intrinsically interpretable models, which incorporate various constraints such as linearity, additivity, smoothness, and other types of structural simplifications.

### 3. Methodology

In this section, we begin by presenting the overall workflow of our method, as shown in Fig 1. This study aims to address influential review detection by providing insights from both decision-making and explanation aspects. The algorithmic framework comprises three key components: a Bert-based model, an interpretable feature fusion mechanism, and a post-hoc explanation module.

#### 3.1. Bert-Based Review Embedding

Bidirectional Encoder Representations from Transformers (BERT) is one of the latest and most promising transformer models introduced by the

Google AI team [11]. Bert is pretrained based on a large amount of unlabeled data by two performing tasks Masked Language Modeling (MLM) and Next Sentence Prediction (NSP). Furthermore, the pre-trained models can be further fine-tuned for various downstream applications [56]. In this research, we employ the BERT base architecture as our initial pretrained model, which serves as a robust foundation for understanding textual data. To optimize the model’s performance specifically for our task, we fine-tune its parameters using the collected Dianping review dataset. This fine-tuning process involves training the BERT model on our dataset, enabling it to learn task-specific patterns and nuances. By fine-tuning on our review data, we aim to obtain highly effective and tailored text representations that capture the intricacies and nuances specific to the review domain.

### *3.2. Interpretable feature attention*

In addition to leveraging high-dimensional word embeddings, this research aims to enhance both accuracy and explainability by incorporating interpretable features into deep learning models, as demonstrated in previous studies [12, 26, 53]. Therefore, in this research we incorporate multiple interpretable features that have been widely recognized by researchers and managers into the proposed model, so as to leverage the power of deep learning to derive more explainable insights. As shown in Table 2, the interpretable features can be classified into two streams, encompassing both reviewer-based features and review-based features.

The measurement of features employs a diverse range of approaches, including both traditional machine learning techniques and more advanced deep learning methods. For features with observable values, we classify them into relevant categories and represent them with binary values of 0 and 1. For feature text length and mention of competitors, the values are calculated using text analysis to count the specific target words in the review. The measurement of sentimental features is achieved using a dictionary based sentiment analysis approach, where the sentiment dictionary is manually augmented to with words adapted for service industry and local language usage.

In addition, we employ an attention mechanism to dynamically learn the contributions of different features in determining the influence of a negative review. In addition, we employ attention mechanism to dynamically learn the contributions of different features in determining the influence of a negative review. Attention is a mechanism that allows a model to focus on specific

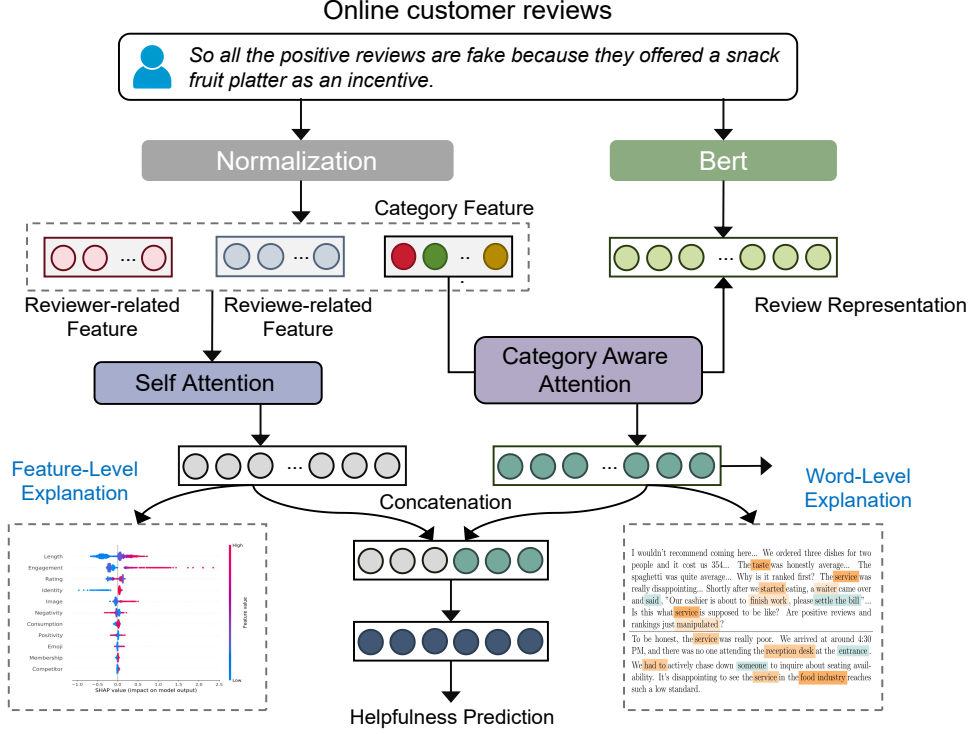


Figure 2: Algorithm framework of the proposed XAI architecture.

parts of an input or sequence while disregarding others, enabling it to assign varying degrees of importance to different elements based on their relevance to the task. Mathematically, the attention computation is done as

$$Attention(Q, K, V) = \text{softmax} \left( \frac{QK^T}{\sqrt{d_k}} \right) V \quad (1)$$

where  $Q$ ,  $K$ , and  $V$  are the query vector matrix, key vector matrix, and value vector matrix, respectively, obtained from input and other parameters.

The overall framework of the proposed model is shown in Fig 2. By incorporate interpretable features with attention mechanism, we can capture the varying degrees of importance that these features have in influencing the classification process. This integration allows for a more fine-grained and interpretable analysis of the model’s decision-making process.



### 3.3. Post-hoc explanation

To enhance the interpretability of AI models, various model-agnostic methodologies with different techniques have been developed. In our study, we specifically explore two post-hoc explanation methods, namely SHAP and LIME, to provide better insights into the decision-making process of our model.

LIME [44] is an post-hoc XAI technique that generates explanation by artificially generating a new dataset consisting of permuted samples and then training a local linear interpretable model. LIME has been widely applied to various text classification tasks, such as sentiment analysis[1], spam detection[20] and fake news classification [52] to understand the contribution of words or phrases. In this study, we applied LIME to the classification of influential reviews, aiming to provide explanations in terms of specific words or phrases that significantly contribute to the classification results. The loss function of LIME can be mathematically formulated as follows:

$$\mathcal{L}(f, g, \pi_x) = \sum_{z, z' \in \mathcal{Z}} \pi_x(z) (f(z) - g(z'))^2 \quad (2)$$

SHAP [31] is another widely applied post-hoc XAI method, which is based on the principle of adding the Shaply values as a contribution to all the variables of a data point to derive the final outcome. The concept of shapley values originated from cooperative game theory [31], which aims to distribute the payoff equitably among the participants in a game based on their contribution. Similarly, Shapley values can be used to explain black-box models, providing insights into the importance of different features in the model’s predictions. Unlike LIME, which builds a local linear model within the module, SHAP utilizes specific functions to calculate the Shapley value. This approach provides a different perspective for explaining black-box models.

## 4. Prediction performance

### 4.1. Data collection

The data was obtained from Dianping.com, a leading local lifestyle information and trading platform in China, as well as the earliest independent third-party consumer review website in the world. Dianping provides users with information services such as merchant information, consumer reviews, and transaction services including group buying, restaurant reservations, takeaway and e-membership card. We choose Dianping.com as the

data source of our experiment due to its abundant consumer reviews. To collect restaurant reviews from Dianping.com, we developed a web crawling program in Python. Specifically, we focused on negative reviews defined by the website as ratings equal to or less than 2 stars, and continuously collected 101,338 negative reviews from 43 restaurants in Chengdu. Fig 3 presents a data sample for each restaurant review, including information such as the restaurant name, rating (on a five-point scale from 1 to 5 stars), attribute rating, consumer VIP status, review content, review date, helpful votes, and management responses, among other details. Based on previous studies and the characteristics of collected dataset, this study labels reviews with more than 3 helpful votes as influential review.



Figure 3: Data sample of a restaurant review on Dianping app.

#### 4.2. Predictive model comparison

In this subsection, we compare our method with several state-of-the-art text classification algorithms, including SVM, TextCNN, LSTM, BiLSTM and BERT. Additionally, we introduce three variants of our proposed models, namely BERT\_Reviewer, BERT\_Review, and BERT\_All, to investigate the impact of different features on the classification task. Due to the significant disparity between the number of influential reviews and the majority of reviews that receive zero or only one helpfulness vote, we mainly focus on the F1 metric since it is the most indicative evaluation metric for severely

imbalanced data and allows us to assess the performance of the models more effectively.

As shown in Table 3, the experimental results demonstrate that BERT\_All achieved the best performance across all metrics, except for precision. Additionally, the results indicate that all BERT-based models outperformed other classification models, providing evidence of the superiority of pre-trained large language models in the identification and analysis of online reviews. It is worth noting that the comparison between BERT\_Review and BERT\_Reviewer demonstrates that the incorporation of review features has a more significant impact on the classification of influential reviews. The observed disparity in feature contribution across the two types of features is consistent with the explanations generated by the SHAP method, which we will comprehensively discuss in the following section.

## 5. Explanation

### 5.1. Feature-Level Explanations

As mentioned above, the incorporation of interpretable features can be beneficial in improving both classification performance and model explainability. In this section, utilizing the SHAP method, we can gain insights into the contribution of each feature to the model’s overall decision-making process, as well as provide instance-level explanations for each review.

As shown in Fig 4, the model-level feature importance provides a holistic explanation of how different features impact the classification of influential reviews. First, it can be observed that five features, namely text length, review engagement, anonymity, image count, and membership status, exhibit significant differentiability in the classification process. An above-average value can positively contribute to the likelihood of a review being classified as influential, whereas the impact of feature membership and mention of competitors is notably less significant compared to other four features. On the contrary, the explanation also indicates that the impact of the rating, identity, negativity, positivity, Emoji count and consumption verification features exhibits an unclear, mixed distinction between feature value and impact. One possible explanation for this phenomenon is that, given the high-dimensional mapping of the neural network, these features may undergo complex interaction with other features in the model, resulting in an indistinct differentiation in their impact based on feature values.

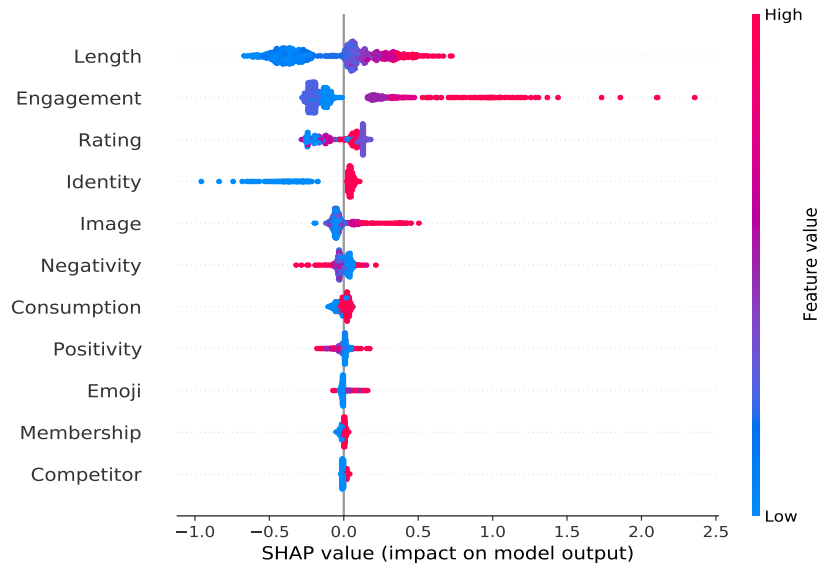
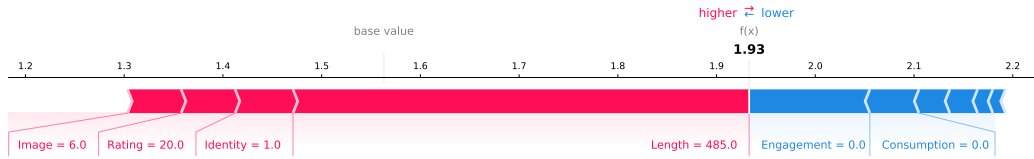


Figure 4: Model-level feature contributions.

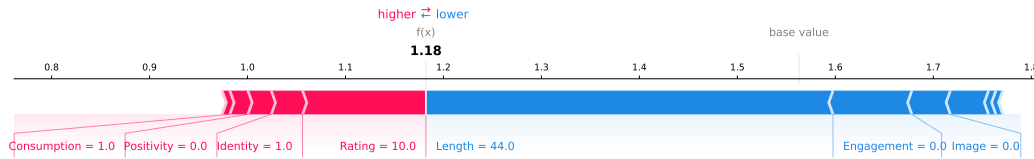
Moreover, the instance-level feature importance derived from the SHAP method enables us to comprehend the decision process associated with each review. Figure 5 illustrates the explanations for two reviews, one classified as influential and the other as non-influential. The explanations demonstrate that the reasons for the classification of these reviews are multifaceted and provide insights into the contributing factors for their respective classifications. More specifically, the explanation in Figure 5(a) indicates that review length, identity closure, inclusion of 6 images and a rating of 2 stars contribute to its classification as influential, while not receiving any engagement and the absence of consumption verification negatively impacts it. Figure 5(b) shows the explanation of a review classified as non-influential, where a relatively low value of review length, engagement and image count are the main driving factors. By obtaining the specific explanation of each review, managers can gain a deeper understanding of the decision-making process of the model, and also develop a more comprehensive and objective understanding of the customers' feedback.

### 5.2. Word-Level Explanations

In addition to feature-level explanations, obtaining the weights of different words in relation to a given review offers a more granular and precise



(a) SHAP explanation of the influential review detected by the proposed model.



(b) SHAP explanation of the non-influential review detected by the proposed model.

Figure 5: Instance-level feature contributions of example reviews.

implications both methodologically and managerially. By employing LIME, we can gain insights into the specific words or phrases that heavily impact the classification outcome. As shown in Table 4, the visualization provided by LIME effectively highlights the importance of each word, with the orange color representing words that positively influence the classification of the review as influential, and the teal color representing words that have a negative impact. Furthermore, the intensity of the colors varies, with darker or more intense colors indicating a stronger influence on the classification results.

### 5.3. Explanation-Guided Response

In this subsection, we explore the potential usage of explanations in guiding response generation, specifically focusing on the comparison of ChatGPT’s responses under three different conditions: when no prompting information is provided, when only prediction results are considered, and when both prediction results and explanations are incorporated. We take the first influential review in Table 4 as the target review, and given ChatGPT’s tendency to generate lengthy responses, we have additionally limited the generated response to a maximum of two sentence to ensure conciseness.

As shown in Table 5, when no prompting information is given, the response generated by ChatGPT is general and similar to the generic template responses adopted by many business. In the second scenario, where the classification result is integrated into the prompt, the generated response shows a noticeable improvement as it immediately adopts a proactive and customer-centric tone by starting with an apology. In the third scenario, by additionally incorporating explanations alongside prediction results, the generated response demonstrates further improvement by explicitly addressing the specific issue that leads to the unsatisfactory experience.

## 6. Discussion and implication

### 6.1. Methodological implications

The constant advancement and innovation of AI technology has opened new avenues for understanding consumers and accordingly strategizing the marketing activities. In this context, explainable AI (XAI) emerges as a vital component that complements the application of AI technology by enabling researchers and practitioners to gain a comprehensive understanding of the decision-making processes. In this paper, we present a deep learning method for influential review detection while incorporates XAI approaches, and hence makes methodological contributions. This study combines interpretable features discussed in prior research with a high-performance large language model, establishing a framework that aligns empirical and technological research. By doing so, it bridges the gap between theoretical understanding and practical implementation and provides experimental evidence for the effectiveness of the combination. Furthermore, this research also leverages post-hoc explanation methods to derive deeper understanding of the importance of individual words in the decision-making process. Since post-hoc explanation methods are model-agnostic, future research can utilize these methods to generate explanations on existing models, where novel insights could be potentially bred.

### 6.2. Managerial implications

By introducing and explaining the classification of influential negative reviews, this study delivers insights from multiple dimensions, including the prediction, perception and response strategies towards online negative feedbacks. First, the classification model developed in this study equips managers with a practical tool to identify and predict influential reviews from a massive

ocean of online feedback. Upon receiving the classification results within a reasonable timeframe, managers can adaptively optimize and strategize their response process, including but not limited to selectively responding to specific reviews and adjusting the level of detail in different responses. Besides, the definition of this model ensures that the detected influential reviews are those with high helpfulness votes. Extracting the essence of these influential reviews enables managers to gain a clear, objective understanding of the underlying internal issues and address them precisely.

Second, the feature-level explanation in this study sheds light not only on the decision-making process of the model, but also the signals that managers can observe in their daily interaction with consumer feedbacks. In terms of feature importance from a global perspective, the level of thoroughness, adequacy of visual evidence, and identity disclosure are proved to be the most crucial factors in the decision process of the proposed model. It is worth noting that while the specific explanations may vary depending on the dataset, application scenarios, or models used, the findings from this research underscore the inherent value of XAI in fostering understanding and building trust between humans and AI models.

Third, by delving into the word-level explanations and exploring potential ChatGPT-based usage, this study also delivers valuable insights into a deeper inspection of model’s internal structure and a wider range of applications scenarios of XAI, particularly in the context of online review management. The experiments in this study have validated that certain words hold significant power in determining the impact of a review, which was previously unattainable with black-box models. Moreover, while there is no universal response strategy that fits every business, providing the model’s predictions and explanations could potentially enhance the responsiveness and interactivity of the response process. By incorporating the model’s insights into the management response, businesses can create more emotionally engaging and personalized replies. Additionally, focusing on specific words or phrases that the model highlights enables businesses to demonstrate attentiveness and consideration towards the concerns expressed by customers, fostering a sense of being valued and heard.

## **7. Limitations and directions for future research**

The study is subject to some limitations that suggest possible directions for future research. First, this study defines influential negative reviews as

reviews that receive relatively high helpfulness votes, which provides an objective and stable label system for deep learning models. However, there is currently no universally accepted definition of influential review, future research effort could be dedicated to developing models with a more comprehensive and cohesive definition of influential. Second, as this primarily focus of this research is enhancing model’s explainability, there could be other informational attributes that related to the classification of influential reviews. Future research could explore the incorporation of additional features into the XAI framework, which could potentially boost model performance and provide new insights. Third, in order to maintain consistency between the model, its explanations, and the application scenario, the data collected for this study only covers the restaurant industry in a few Chinese cities. Future research can broaden the application of XAI model to diverse industries, where the explanations yielded are expected to carry unique valuable insights with unique industry characteristics.



Table 1: Summary of prior studies investigating review helpfulness.

Category	Variables	Definition	Reference
Review-related factors	Review length	Total number of words	[17, 28, 51]
	Review rating	Star rating of product	[7, 29, 36]
	Review valence	Emotion (Positive vs. Negative)	[7, 49]
	Review readability	A measure of the degree to which a review is understandable	[21]
	Review consistency	Consistency between a rating with existing reviews' average rating	[30]
	Review date	Number of days elapsed from the day the review was published	[61]
Reviewer-related factors	Reviewer gender	Male vs. Female	[10, 17]
	Identity disclosure	Real name, photo, address	[15, 18]
	Reviewer credibility	A reviewer's identity and activity level	[5, 10]
	Reviewer reputation	The number of number of followers	[9]
	Reviewer experience	The total number of reviews contributed by a reviewer up to the date of data collection	[27, 49]
Product-related factors	Product type	Utilitarian vs. Hedonic; search vs. Experience vs. Credence	[38, 49]
	Product price	High vs. Low	[3]
	Product certificate	Certificate authorized by industry	[24]

Table 2: List of reviewer-based and review-based features.

Feature	Notation	Definition	Measurement
<b>Reviewer-based features</b>			
Identity Disclosure	Identity	Whether the reviewer disclose his account information	Manual Coding
Membership Status	Membership	Whether the reviewer is a member of the platform	Manual Coding
Consumption Verification	Consumption	Whether the reviewer's consumption experience is verified	Manual Coding
<b>Review-based features</b>			
Rating	Rating	Numerical score given by the reviewer	Manual Coding
Text Length	Length	Length of review text	Text Analysis
Mention of Competitor	Competitor	Mention of competing business in review	Text Analysis
Negativity Intensity	NegValence	Negativity intensity of review	Sentiment Analysis
Positivity Intensity	PosValence	Positivity intensity of review	Sentiment Analysis
Image Count	Image	Number of images included in review	Manual Coding
Emoji Count	Emoji	Number of Emojis included in review	Text Analysis
Review Engagement	Engagement	Number of replies received	Manual Coding

Table 3: Comparative performance of the proposed model.

Method	Accuracy	Precision	Recall	F1 score
SVM	0.878	0.744	0.512	0.606
TextCNN	0.879	0.722	0.551	0.625
LSTM	0.880	0.718	0.558	0.628
BiLSTM	0.874	0.672	0.595	0.631
BERT	0.873	0.658	0.623	0.640
BERT_Reviewer	0.872	0.665	0.627	0.641
BERT_Review	0.873	0.678	0.629	0.652
BERT_All	0.878	0.682	0.635	0.657

Table 4: LIME word-level explanations of examples reviews.

Class	Review
Influential	I wouldn't recommend coming here... We ordered three dishes for two people and it cost us 354... The <b>taste</b> was honestly average... The spaghetti was quite average... Why is it ranked first? The <b>service</b> was really disappointing... Shortly after we <b>started eating</b> , a <b>waiter</b> came over and <b>said</b> , "Our cashier is about to <b>finish work</b> , please <b>settle the bill</b> "... Is this what <b>service</b> is supposed to be like? Are positive reviews and rankings just manipulated?
Influential	To be honest, the <b>service</b> was really poor. We arrived at around 4:30 PM, and there was no one attending the <b>reception desk</b> at the <b>entrance</b> . We <b>had to</b> actively chase down <b>someone</b> to inquire about seating availability. It's disappointing to see the <b>service</b> in the <b>food industry</b> reaches such a low standard.
Influential	We purchased <b>coupons</b> in advance, but when we <b>arrived</b> we were informed that the <b>coupons</b> for the discount <b>package</b> could not be <b>applied</b> in-store. <b>Lack of credibility</b> .
Non-Influential	If I had to <b>summarize</b> it in <b>one sentence</b> , it would be " <b>high price</b> , low quality! Poor taste, high prices, and <b>traps</b> everywhere! I will <b>never</b> visit again.
Non-Influential	The <b>service</b> is <b>average</b> , and the <b>environment</b> is <b>too noisy</b> . The food is <b>average</b> , and the sweet potato fries were <b>undercooked</b> .

Table 5: Comparisons of management responses generated by ChatGPT.

<b>Prompt</b>	<b>Response</b>
Generate a short management response to this review	Thank you for sharing your feedback. We apologize for the disappointing experience you had at our restaurant.
This is an influential negative review, generate a short management response to this review	We apologize for your disappointing experience and appreciate your feedback. We strive to provide exceptional service and quality dishes, and we will address your concerns to ensure a better experience for our customers in the future.
This is an influential negative review, and the words waiter, service, artificially generated are the keywords.	We apologize for the unsatisfactory experience you had with our service. Our team is dedicated to providing excellent customer service, and we will address the issue with the waiter to ensure such incidents are not repeated.

- [1] Alantari, H. J., Currim, I. S., Deng, Y., & Singh, S. (2022). An empirical comparison of machine learning methods for text-based sentiment analysis of online consumer reviews. *International Journal of Research in Marketing*, *39*, 1–19.
- [2] Ansari, S., & Gupta, S. (2021). Customer perception of the deceptiveness of online product reviews: A speech act theory perspective. *International Journal of Information Management*, *57*, 102286.
- [3] Baek, H., Ahn, J., & Choi, Y. (2012). Helpfulness of online consumer reviews: Readers' objectives and review cues. *International Journal of Electronic Commerce*, *17*, 99–126.
- [4] Bambauer-Sachse, S., & Mangold, S. (2011). Brand equity dilution through negative online word-of-mouth communication. *Journal of Retailing and Consumer Services*, *18*, 38–45.
- [5] Chatterjee, S. (2020). Drivers of helpfulness of online hotel reviews: A sentiment and emotion mining approach. *International Journal of Hospitality Management*, *85*, 102356.
- [6] Chen, C., Tian, A. D., & Jiang, R. (2023). When post hoc explanation knocks: Consumer responses to explainable ai recommendations. *Journal of Interactive Marketing*, (p. 10949968231200221).
- [7] Choi, H. S., & Leon, S. (2020). An empirical investigation of online review helpfulness: A big data perspective. *Decision Support Systems*, *139*, 113403.
- [8] Colmekcioglu, N., Marvi, R., Foroudi, P., & Okumus, F. (2022). Generation, susceptibility, and response regarding negativity: An in-depth analysis on negative online reviews. *Journal of Business Research*, *153*, 235–250.
- [9] Craciun, G., & Moore, K. (2019). Credibility of negative online product reviews: Reviewer gender, reputation and emotion effects. *Computers in Human Behavior*, *97*, 104–115.
- [10] Craciun, G., Zhou, W., & Shan, Z. (2020). Discrete emotions effects on electronic word-of-mouth helpfulness: The moderating role of reviewer

- gender and contextual emotional tone. *Decision Support Systems*, 130, 113226.
- [11] Devlin, J., Chang, M.-W., Lee, K., & Toutanova, K. (2018). Bert: Pre-training of deep bidirectional transformers for language understanding. *arXiv preprint arXiv:1810.04805*, .
  - [12] Du, J., Rong, J., Wang, H., & Zhang, Y. (2021). Neighbor-aware review helpfulness prediction. *Decision Support Systems*, 148, 113581.
  - [13] Eslami, S. P., Ghasemaghaei, M., & Hassanein, K. (2022). Understanding consumer engagement in social media: The role of product lifecycle. *Decision Support Systems*, 162, 113707.
  - [14] Filieri, R., McLeay, F., Tsui, B., & Lin, Z. (2018). Consumer perceptions of information helpfulness and determinants of purchase intention in online consumer reviews of services. *Information & Management*, 55, 956–970.
  - [15] Forman, C., Ghose, A., & Wiesenfeld, B. (2008). Examining the relationship between reviews and sales: The role of reviewer identity disclosure in electronic markets. *Information Systems Research*, 19, 291–313.
  - [16] Frazer, L. et al. (2012). The effect of internal control on the operating activities of small restaurants. *Journal of Business & Economics Research (JBER)*, 10, 361–374.
  - [17] Gao, B., Hu, N., & Bose, I. (2017). Follow the herd or be myself? an analysis of consistency in behavior of reviewers and helpfulness of their reviews. *Decision Support Systems*, 95, 1–11.
  - [18] Ghose, A., & Ipeirotis, P. G. (2010). Estimating the helpfulness and economic impact of product reviews: Mining text and reviewer characteristics. *IEEE Transactions on Knowledge and Data Engineering*, 23, 1498–1512.
  - [19] Hajek, P., Hikkerova, L., & Sahut, J.-M. (2023). Fake review detection in e-commerce platforms using aspect-based sentiment analysis. *Journal of Business Research*, 167, 114143.

- [20] Han, S., Wang, H., Li, W., Zhang, H., & Zhuang, L. (2023). Explainable knowledge integrated sequence model for detecting fake online reviews. *Applied Intelligence*, 53, 6953–6965.
- [21] Hong, H., Xu, D., Wang, G. A., & Fan, W. (2017). Understanding the determinants of online review helpfulness: A meta-analytic investigation. *Decision Support Systems*, 102, 1–11.
- [22] Ibrahim, N. F., & Wang, X. (2019). A text analytics approach for online retailing service improvement: Evidence from twitter. *Decision Support Systems*, 121, 37–50.
- [23] Jang, Y. J., Cho, S.-B., & Kim, W. G. (2013). Effect of restaurant patrons’ regret and disappointment on dissatisfaction and behavioral intention. *Journal of Travel & Tourism Marketing*, 30, 431–444.
- [24] Kim, W. G., Li, J. J., & Brymer, R. A. (2016). The impact of social media reviews on restaurant performance: The moderating role of excellence certificate. *International Journal of Hospitality Management*, 55, 41–51.
- [25] Krishnamoorthy, S. (2015). Linguistic features for review helpfulness prediction. *Expert Systems with Applications*, 42, 3751–3759.
- [26] Lee, M., Kwon, W., & Back, K.-J. (2021). Artificial intelligence for hospitality big data analytics: developing a prediction model of restaurant review helpfulness for customer decision-making. *International Journal of Contemporary Hospitality Management*, 33, 2117–2136.
- [27] Li, H., Liu, H., & Zhang, Z. (2020). Online persuasion of review emotional intensity: A text mining analysis of restaurant reviews. *International Journal of Hospitality Management*, 89, 102558.
- [28] Li, M., & Huang, P. (2020). Assessing the product review helpfulness: Affective-cognitive evaluation and the moderating effect of feedback mechanism. *Information & Management*, 57, 103359.
- [29] Liu, Z., & Park, S. (2015). What makes a useful online review? implication for travel product websites. *Tourism Management*, 47, 140–151.



- [30] Ludwig, S., De Ruyter, K., Friedman, M., Brüggem, E. C., Wetzels, M., & Pfann, G. (2013). More than words: The influence of affective content and linguistic style matches in online reviews on conversion rates. *Journal of Marketing*, *77*, 87–103.
- [31] Lundberg, S. M., & Lee, S.-I. (2017). A unified approach to interpreting model predictions. *Advances in Neural Information Processing Systems*, *30*.
- [32] Ma, Y., Xiang, Z., Du, Q., & Fan, W. (2018). Effects of user-provided photos on hotel review helpfulness: An analytical approach with deep learning. *International Journal of Hospitality Management*, *71*, 120–131.
- [33] Majumder, M. G., Gupta, S. D., & Paul, J. (2022). Perceived usefulness of online customer reviews: A review mining approach using machine learning & exploratory data analysis. *Journal of Business Research*, *150*, 147–164.
- [34] Marcacini, R. M., Rossi, R. G., Matsuno, I. P., & Rezende, S. O. (2018). Cross-domain aspect extraction for sentiment analysis: A transductive learning approach. *Decision Support Systems*, *114*, 70–80.
- [35] Mattila, A. S., & Wirtz, J. (2004). Consumer complaining to firms: the determinants of channel choice. *Journal of Services Marketing*, *18*, 147–155.
- [36] Meek, S., Wilk, V., & Lambert, C. (2021). A big data exploration of the informational and normative influences on the helpfulness of online restaurant reviews. *Journal of Business Research*, *125*, 354–367.
- [37] Mitra, S., & Jenamani, M. (2021). Helpfulness of online consumer reviews: A multi-perspective approach. *Information Processing & Management*, *58*, 102538.
- [38] Pan, Y., & Zhang, J. Q. (2011). Born unequal: a study of the helpfulness of user-generated product reviews. *Journal of Retailing*, *87*, 598–612.
- [39] Proserpio, D., & Zervas, G. (2017). Online reputation management: Estimating the impact of management responses on consumer reviews. *Marketing Science*, *36*, 645–665.

- [40] Racherla, P., & Friske, W. (2012). Perceived “usefulness” of online consumer reviews: An exploratory investigation across three services categories. *Electronic Commerce Research and Applications*, *11*, 548–559.
- [41] Rai, A. (2020). Explainable ai: From black box to glass box. *Journal of the Academy of Marketing Science*, *48*, 137–141.
- [42] Ramon, Y., Vermeire, T., Toubia, O., Martens, D., & Evgeniou, T. (2021). Understanding consumer preferences for explanations generated by xai algorithms. *arXiv preprint arXiv:2107.02624*, .
- [43] Ren, G., Diao, L., Guo, F., & Hong, T. (2024). A co-attention based multi-modal fusion network for review helpfulness prediction. *Information Processing & Management*, *61*, 103573.
- [44] Ribeiro, M. T., Singh, S., & Guestrin, C. (2016). ” why should i trust you?” explaining the predictions of any classifier. In *Proceedings of the 22nd ACM SIGKDD international conference on knowledge discovery and data mining* (pp. 1135–1144).
- [45] Rudin, C. (2019). Stop explaining black box machine learning models for high stakes decisions and use interpretable models instead. *Nature machine intelligence*, *1*, 206–215.
- [46] Sameeni, M. S., Qadeer, F., Ahmad, W., & Filieri, R. (2024). An empirical examination of brand hate influence on negative consumer behaviors through newom intensity. does consumer personality matter? *Journal of Business Research*, *173*, 114469.
- [47] Shen, R.-P., Liu, D., & Shen, H.-S. (2023). Detecting review manipulation from behavior deviation: A deep learning approach. *Electronic Commerce Research and Applications*, (p. 101283).
- [48] Shen, R.-P., Liu, D., Wei, X., & Zhang, M. (2022). Your posts betray you: Detecting influencer-generated sponsored posts by finding the right clues. *Information & Management*, *59*, 103719.
- [49] Siering, M., Muntermann, J., & Rajagopalan, B. (2018). Explaining and predicting online review helpfulness: The role of content and reviewer-related signals. *Decision Support Systems*, *108*, 1–12.

- [50] So, C. (2020). Understanding the prediction mechanism of sentiments by xai visualization. In *Proceedings of the 4th international conference on natural language processing and information retrieval* (pp. 75–80).
- [51] Sun, X., Han, M., & Feng, J. (2019). Helpfulness of online reviews: Examining review informativeness and classification thresholds by search products and experience products. *Decision Support Systems*, *124*, 113099.
- [52] Szczepański, M., Pawlicki, M., Kozik, R., & Choraś, M. (2021). New explainability method for bert-based model in fake news detection. *Scientific Reports*, *11*, 23705.
- [53] Tsai, C.-F., Chen, K., Hu, Y.-H., & Chen, W.-K. (2020). Improving text summarization of online hotel reviews with review helpfulness and sentiment. *Tourism Management*, *80*, 104122.
- [54] Wang, Y., Kim, J., & Kim, J. (2021). The financial impact of online customer reviews in the restaurant industry: A moderating effect of brand equity. *International Journal of Hospitality Management*, *95*, 102895.
- [55] Xu, F., Uszkoreit, H., Du, Y., Fan, W., Zhao, D., & Zhu, J. (2019). Explainable ai: A brief survey on history, research areas, approaches and challenges. In *Natural Language Processing and Chinese Computing: 8th CCF International Conference, NLPCC 2019, Dunhuang, China, October 9–14, 2019, Proceedings, Part II 8* (pp. 563–574).
- [56] Xu, H., Liu, B., Shu, L., & Yu, P. S. (2019). Bert post-training for review reading comprehension and aspect-based sentiment analysis. *arXiv preprint arXiv:1904.02232*, .
- [57] Xu, X. (2020). How do consumers in the sharing economy value sharing? evidence from online reviews. *Decision Support Systems*, *128*, 113162.
- [58] Yin, D., Mitra, S., & Zhang, H. (2016). When do consumers value positive vs. negative reviews? an empirical investigation of confirmation bias in online word of mouth. *Information Systems Research*, *27*, 131–144.

- [59] Zhang, Y., Prayag, G., & Song, H. (2021). Attribution theory and negative emotions in tourism experiences. *Tourism Management Perspectives*, *40*, 100904.
- [60] Zhao, Y., Yang, S., Narayan, V., & Zhao, Y. (2013). Modeling consumer learning from online product reviews. *Marketing Science*, *32*, 153–169.
- [61] Zhou, S., & Guo, B. (2017). The order effect on online review helpfulness: A social influence perspective. *Decision Support Systems*, *93*, 77–87.
- [62] Zhu, J. J., Chang, Y.-C., Ku, C.-H., Li, S. Y., & Chen, C.-J. (2021). On-line critical review classification in response strategy and service provider rating: Algorithms from heuristic processing, sentiment analysis to deep learning. *Journal of Business Research*, *129*, 860–877.