

Adaptive Self-supervised Learning for Social Recommendations

Xin He, Shanru Lin, Wenqi Fan, Mingchen Sun, Ying Wang, Xin Wang

Abstract—In recent years, researchers have attempted to exploit social relations to improve the performance in recommendation systems. Generally, most existing social recommendation methods are required to carefully design auxiliary social relation tasks over different recommendation scenarios for improving recommendation quality. In other words, the performance of these social recommendations heavily depends on substantial domain knowledge and expertise in primary recommendation tasks for designing useful auxiliary tasks. Meanwhile, Self-Supervised Learning (SSL) recently has received considerable attention in the field of recommendation, since it can provide self-supervision signals in assisting the improvement of target recommendation systems by constructing self-supervised auxiliary tasks from raw data without human-annotated labels. Despite the great success, these SSL-based social recommendations are insufficient to adaptively balance various self-supervised auxiliary tasks, since assigning equal weights on various auxiliary tasks can result in sub-optimal recommendation performance, where different self-supervised auxiliary tasks may contribute differently to improving the primary social recommendation across different datasets. To address this issue, in this work, we propose Adaptive Self-supervised Learning for Social Recommendations (AdasRec) by taking advantage of various self-supervised auxiliary tasks. More specifically, an adaptive weighting mechanism is proposed to learn adaptive weights for various self-supervised auxiliary tasks, so as to balance the contribution of such self-supervised auxiliary tasks for enhancing representation learning in social recommendations. The adaptive weighting mechanism is used to assign different weights on auxiliary tasks to achieve an overall weighting of the entire auxiliary tasks and ultimately assist the primary recommendation task, achieved by a meta learning optimization problem with an adaptive weighting network. Comprehensive experiments on various real-world datasets are constructed to verify the effectiveness of our proposed method.

Index Terms—Recommendation Systems, Graph Neural Networks, Self-supervised Learning, Meta Learning.

I. INTRODUCTION

IN the era of information explosion, people are significantly overwhelmed by the surging volume of information online, which motivates intelligent information systems to help select the relevant information that can match users' personal interests from the huge amount of data. As representative intelligent

X. Wang and X. He are with the Department of Computer Science and Technology, the School of Artificial Intelligence (SAI), at Jilin University. E-mail: xinwangjlu@gmail.com, hexin20@mails.jlu.edu.cn.

W. Fan is with The Hong Kong Polytechnic University. E-mail: wenqifan03@gmail.com.

S. Lin is with The Education University of Hong Kong. E-mail: lllam32316@gmail.com.

Y. Wang and M. Sun are with the Department of Computer Science and Technology, College of Computer Science and Technology, at Jilin University. E-mail: wangying2010@jlu.edu.cn, mcsun20@mails.jlu.edu.cn.

Xin Wang is the corresponding author.

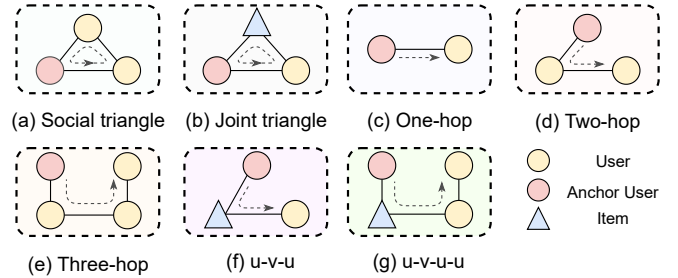


Fig. 1: Examples of various social relations in social networks. u indicates a user, and v indicates an item.

information systems, recommendation systems aim to alleviate the problem of information overload and have been widely used in various online applications [1]–[3], such as online shopping (e.g., Amazon¹ and Taobao²) and social media (e.g., Facebook³, Twitter⁴, and Weibo⁵). More specifically, recommendation systems perform to suggest users with a list of items that match users' interests and are more likely to be interacted by users. As one of the most widely used technologies in existing advanced recommendation systems, collaborative filtering (CF) is based on the assumption that users who have similar preferences in the history are likely to have similar preferences in the future [4]. In general, the user-item historical interactions are considered to be an important piece of information for expressing users' preferences, and then can be encoded to learn representations of users and items in recommendation systems [5], [6].

Over the past decade, with the development of online social networking services (e.g., Facebook, Weibo, Douban), recent studies show that social relations between users can be incorporated into enhancing the representation learning of users for recommendation systems [2], [8]–[11], which is motivated by the observation that users' preferences are likely to be influenced by their socially connected friends (e.g., classmates, colleagues, family members, etc.) [12]. For example, SocialMF [8] and GraphRec [9] incorporate first-order social neighbors to enhance user representation learning. DiffNet [10] proposes an influence diffusion method to stimulate social influence propagation by considering high-order social information. ESRF [11] proposes to utilize triangle relations among users in social recommendations. We illustrate some representative social relations tasks in most existing social recommendations in Figure 1 [13]–[15], such as one-

¹<https://www.amazon.cn>

²<https://www.taobao.com>

³<http://www.facebook.com>

⁴<http://twitter.com>

⁵<https://weibo.com>

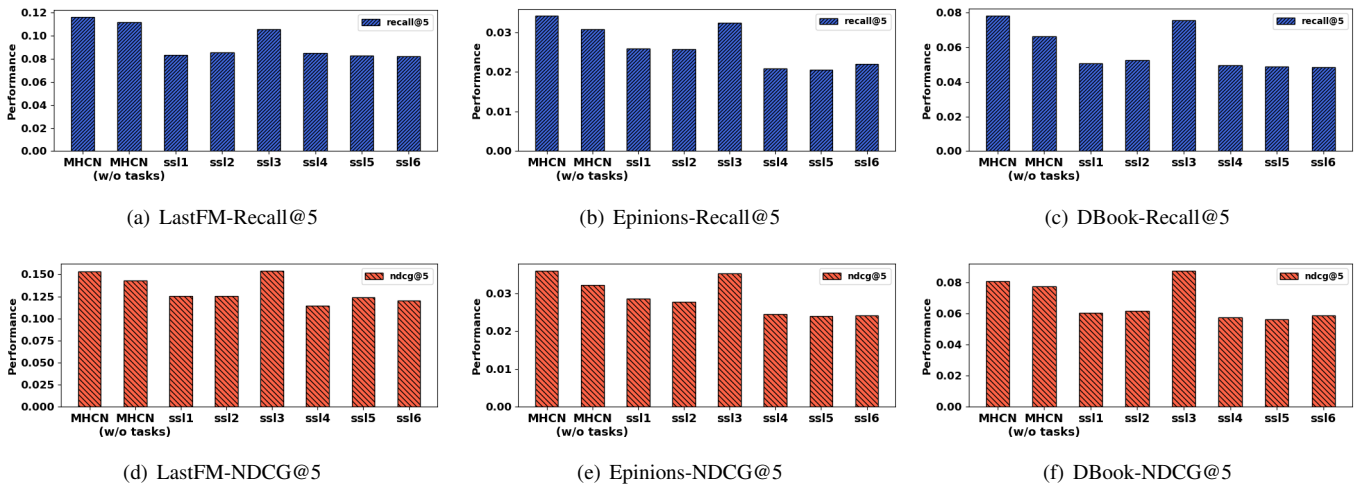


Fig. 2: Performance of multiple self-supervised auxiliary tasks for the advanced social recommendation method MHCN [7] under Recall@5 and NDCG@5 metrics over three datasets (i.e., LastFM, Epinions, and DBook). MHCN(w/o tasks) denotes the MHCN model without any auxiliary tasks enhanced. The versions of MHCN model with single self-supervised auxiliary task enhanced are represented by ssl 1 to 6, including social triangle relation, joint triangle relation, meta-path relation ($u_i \rightarrow v_j \rightarrow u_{i'}$), 1-hop neighbors, 2-hop neighbors, 3-hop neighbors.

hop relations among users, higher-order relations among users, triangular social relations, meta-path-based social relations, etc. Intuitively, in social networks, users can share more similar preferences towards items among social triangle relations (with strong ties) than meta-path-based social relations (with weak ties). In summary, most existing social recommendation methods are required to carefully develop various auxiliary social relation tasks (e.g., first-order, high-order, social triangle, etc.) to enhance user representation learning by considering the characteristics of social networks/graphs for improving social recommendations [13], [16].

In recent years, Self-Supervised Learning (SSL) techniques have become an emerging learning paradigm that exploits rich unlabeled data in enhancing representation learning via designing appropriate auxiliary tasks in various research fields, such as CV and NLP [17]–[19]. Owing to their powerful capabilities in representation learning with unlabeled data, self-supervised learning has been successfully incorporated into recommendation systems [7], [20]–[22]. More specifically, most existing SSL-based recommendation methods propose to design a few SSL auxiliary tasks to assist the primary (target) task (i.e., item recommendations). For example, SGL [21] introduces a general self-supervised graph learning framework with stochastic augmentations on user-item graphs (e.g., node/edge dropout and random walk) for recommendations. DHCN [22] integrates self-supervised learning into the training of the networks by maximizing mutual information between the session representations learned via two channels. MHCN [7] uses social triangle relations to conduct contrastive learning auxiliary tasks for improving social recommendation.

Despite the aforementioned successes, they do not fully take advantage of self-supervision signals to enhance representation learning under the self-supervised learning paradigm in social recommendations due to their fundamental challenges. **First**, the adopted Self-Supervised Auxiliary tasks (SS-A tasks for short) need to be carefully selected with substantial domain

knowledge and expertise in primary task (e.g., complicated recommendation scenarios and datasets’ characteristics), since different SS-A tasks have distinct importance according to specific datasets and downstream tasks. **Second**, inappropriate combinations with multiple SS-A tasks can result in *negative transfer*, in which various SS-A tasks may dominate training and hinder representation learning in the primary recommendation task. Worse still, balancing multiple SS-A tasks to assist the primary task is immensely challenging. However, most existing self-supervised enhanced recommendation methods only incorporate a few SS-A tasks, assign equal weights to various SS-A tasks, or heavily tune hyper-parameters to control the contribution of different SS-A tasks [7], [21], [22].

In order to verify the aforementioned weaknesses, we conduct preliminary studies to examine how a variety of SS-A tasks perform on an advanced SSL-based social recommendation method MHCN over three datasets, including LastFM, Epinions, and DBook (refer to Section IV-A1 for more details.). The experimental results are shown in Figure 2. It can be observed that different SS-A tasks have a distinct influence on the primary recommendation task across different datasets. What’s worse, MHCN with various SSL tasks (except task 3) imposes a negative effect on MHCN (w/o tasks), where these methods fail to transfer knowledge from multiple SS-A tasks to the primary recommendation task. From these observations, we can conclude that the construction of SS-A tasks in social recommendation strongly depends on the datasets and substantial domain knowledge. Therefore, an important research question is *how to adaptively take advantage of multiple SS-A tasks to enhance representation learning for improving social recommendations*. To the best of our knowledge, the studies to adaptively leverage various SS-A tasks for social recommendations remain rarely explored.

In this paper, to tackle the aforementioned challenges, we aim to build an **Adaptive** self-supervised learning for **Social Recommendations (AdasRec)**, which can adaptively leverage

multiple SS-A tasks for assisting the primary recommendation task. More specifically, we propose an adaptive weighting mechanism to learn adaptive weights for various SS-A tasks, so as to balance the contribution of such SS-A tasks for enhancing representation learning in social recommendations. What's more, the proposed adaptive weighting mechanism is formulated as a meta learning optimization problem with an adaptive weighting network. The major contributions are summarized as follows:

- We study a novel problem of taking advantage of multiple self-supervised social auxiliary tasks by adjusting weights of auxiliary tasks in an end-to-end manner for social recommendations;
- We introduce a principled way to incorporate multiple SS-A tasks, so as to transfer informative knowledge to enhance representation learning by leveraging rich unlabeled data in social relations;
- We propose a novel self-supervised learning framework for social recommendations (**AdasRec**), which can adaptively balance the importance of various SS-A tasks to improve the primary social recommendations;
- We conduct comprehensive experiments and ablation studies on various real-world datasets to demonstrate the superiority of the proposed framework.

The remainder of this paper is organized as follows. Related work is described in Section II. Our proposed method is presented in Section III. The experimental results are analyzed and discussed in Section IV. Finally, the brief conclusion and future work are given in Section V.

II. RELATED WORK

In this section, we review related work of recommendation systems, social recommendations, self-supervised learning, and meta learning for recommendation systems.

A. Recommendation Systems

Modern recommendation systems can be generally classified into three categories: content-based recommendation systems, collaborative filtering based recommendation systems, and hybrid recommendation systems. Among all the techniques used in modern recommendation systems, collaborative filtering (CF) is one of the most widely used methods due to its outstanding performance in various recommendation scenarios. For example, MF [5] parameterized the ID of each user and item by a vectorized representation, and calculates user's preferences for items by conducting inner product between user and item. In practice, instead of expressing preferences directly in terms of ratings, users also express their preferences for items implicitly by clicking or browsing. Later on, Bayesian Personalized Ranking (BPR) [23] is precisely a model that deals with the implicit feedback between users and items mentioned above, optimizing the pairwise ranking loss so that an item liked by the user ranks higher than an item disliked by the user in the recommendation list for the user. In recent years, due to great success in representation learning, graph neural networks (GNNs) have been increasingly applied in recommendation systems [24]. LightGCN [25] simplifies the GNNs-based

recommendation model by removing feature transformation and nonlinear activation to improve the training efficiency and achieves better performance. Thus, it is often considered as a backbone method for new GNNs-based recommendation methods or a baseline method for comparison with new GNNs-based recommendation methods.

B. Social Recommendations

With the development of social media, exploiting social relations for recommendations has attracted significant attention in recent years [8]–[11], [26]. In particular, Mohsen Jamali et al. propose a novel matrix factorization-based recommendation method SocialMF [8], which incorporates social influence into the model so that each user's features depend on the feature vectors of their direct neighbours in social networks. As cold-start users are more dependent on social networks than the general users, the impact of using trust propagation on cold start users becomes even more important. What's more, recent deep learning techniques have advanced classic social recommendation methods [8]–[11], [27]. More specifically, due to the great success in learning meaningful representations, graph neural networks techniques have significantly improved the performance of social recommendations [2], [9]–[11]. For instance, Fan et al. propose the very first method GraphRec [9] to employ the power of graph neural networks for improving the representation learning of users and items in social recommendations. Wu et al. propose to simulate the process of social influence propagation via GNNs model, so as to get better representations of users and items [10]. Yu et al. develop a GCN-based auto-encoder to enhance relational data by encoding higher-order and complex connection patterns [11]. Note that most of the existing social recommendation methods introduce one or a few types of social relations into the recommendation models. In this work, we investigate how to incorporate multiple social relations into recommendations and adaptively leverage them for primary recommendation task.

C. Self-supervised Learning

In recent year, Self-supervised learning (SSL) is proposed to enhance representation learning by learning with the ground-truth samples obtained from the raw data. The latest advances in SSL have extended SSL to graph representation learning [28]–[35]. These studies mainly design SS-A tasks in the view of the graph structure. Local structure information such as proximity, degree, and attributes of nodes is often regarded as the ground truth to mark the unlabeled data [35]. For example, InfoMotif [32] utilizes attribute correlations in motifs to regularize graph neural networks with mutual information maximization.

In recent years, SSL, as an emerging paradigm, achieves great success in recommendation systems [7], [20], [21], [36]. SSL in recommendation systems can be divided into four categories: contrastive, predictive, generative, and hybrid [34], [37]. Contrastive learning (CL) treats a single user or item as an instance, then generate multiple views based on the same instance via different data augmentation methods, and finally pull the views of the same instance closer and separate the views of different

instances in the embedding space. For example, SGL [21] adopts various data augmentation methods to construct SS-A tasks for improving the performance of recommendation systems. DHCN [22] integrates self-supervised learning into the model training by maximizing mutual information between the session representations. MHCN [7] employs social triangle relations to construct contrastive SS-A tasks to improve social recommendations. The generative methods design a SS-A task to reconstruct the original user/item information, making the model learn to predict part of the data based on another part of the data, which is inspired by the masked language models [38]–[41]. Different from generative methods, predictive methods [42] can be seen as a self-prediction rather than predicting the missing parts of raw data. New samples and labels are generated from the original data to guide the SS-A tasks in predictive methods. The hybrid methods integrate the SS-A tasks constructed based on the three different methods mentioned above into a recommendation model [34]. These methods achieve a more comprehensive self-supervision by integrating different types of self-supervised signals, and further improve the performance of recommendation systems. Despite the compelling successes, most existing SSL-based recommendation methods only incorporate a few SS-A tasks, assign equal weights to various SS-A tasks, or heavily tune hyper-parameters to control the contribution of different SS-A tasks. Meanwhile, they are unable to adaptively balance multiple SS-A tasks for assisting target social recommendations across datasets. In this work, we make the first attempt to fill this gap by introducing an adaptive self-supervised learning framework for social recommendations.

D. Meta Learning for Recommendation Systems

Meta learning has achieved remarkable successes on a variety of deep learning tasks in recent years [43]–[45]. For example, meta learning plays an important role in few-shot learning, learning a base model that generates the parameters of other models or learning optimizers that can generalize to the new tasks. Besides, meta learning also aims to improve the performance of existing algorithms via metadata [43], [46]. Recently, there are some studies [47]–[50] have investigated meta learning techniques to recommendation systems. MetaCS-DNN [47] is trained in a meta learning manner, so as to achieve the needs of a wide range of users, and the model can also be quickly adapted to the specific user after a few update steps. MeLU [48] attempts to solve the user cold-start problem in recommendation systems from the view of few-shot via meta learning. λOPT [49] learns finer-grained regularization parameters for recommendation via meta learning. SML [50] improves the performance of recommendation systems by leveraging meta learning to guide the process of re-training. In our paper, we adopt meta learning techniques to learn adaptive weights towards various self-supervised tasks and transfer knowledge in assisting the primary recommendation task.

III. THE PROPOSED METHOD

In this section, we first introduce definitions and notations that are used throughout the paper, and then introduce our

TABLE I: Mathematical Notations.

Notations	Description
U	user set with the size $ U = m$.
V	item set with the size $ V = n$.
u_1, u_2, \dots, u_m	a user instance.
v_1, v_2, \dots, v_n	an item instance.
$\mathbf{R} \in \mathbb{R}^{m \times n}$	a user-item interaction matrix, where r_{ij} denotes whether user u_i has interacted with item v_j .
$\mathbf{S} \in \mathbb{R}^{m \times m}$	a user-user social matrix, where $s_{ii'}$ denotes whether a user u_i has a social relation with user $u_{i'}$.
$\mathcal{G}^{\mathbf{R}}$	user-item interaction graph based on interaction matrix \mathbf{R} .
$\mathcal{G}^{\mathbf{S}}$	user-user social graph based on social matrix \mathbf{S} .
$\mathcal{G} = (\mathcal{G}^{\mathbf{R}}, \mathcal{G}^{\mathbf{S}})$	graph structure in social recommendations containing user-item interactions graph $\mathcal{G}^{\mathbf{R}}$ and user-user social graph $\mathcal{G}^{\mathbf{S}}$.
$\mathbf{A} \in \mathbb{R}^{(m+n) \times (m+n)}$	adjacency matrix of the graph structure in social recommendations.
D^{pri}	training set in the primary recommendation task.
$D^{\text{pri-train}}$	train data divided from D^{pri} .
$D^{\text{pri-meta}}$	meta data divided from D^{pri} .
D^{SSL}	training sets in auxiliary tasks.

proposed adaptive self-supervised learning framework for social recommendations (AdasRec). At last, we will detail how to perform model training and learn model parameters.

A. Definitions and Notations

Let $U = \{u_1, u_2, \dots, u_m\}$ and $V = \{v_1, v_2, \dots, v_n\}$ be the sets of users and items, respectively, where m is the number of users and n is the number of items. We denote $\mathbf{R} \in \mathbb{R}^{m \times n}$ as a user-item interaction matrix, where $r_{ij} = 1$ if user u_i has interacted with item v_j , otherwise $r_{ij} = 0$. We use $\mathbf{S} \in \mathbb{R}^{m \times m}$ to denote the user-user social matrix, where $s_{ii'} = 1$ if user u_i has a social relation with user $u_{i'}$, otherwise $s_{ii'} = 0$. In this work, since data in social recommendations can be naturally represented as graph structure $\mathcal{G} = (\mathcal{G}^{\mathbf{R}}, \mathcal{G}^{\mathbf{S}})$, the user-item interaction matrix (\mathbf{R}) and user-user social network (\mathbf{S}) can be represented as $\mathcal{G}^{\mathbf{R}}$ and $\mathcal{G}^{\mathbf{S}}$, respectively. Mathematically, the adjacency matrix of the graph \mathcal{G} which combines user-item graph $\mathcal{G}^{\mathbf{R}}$ and user-user social graph $\mathcal{G}^{\mathbf{S}}$ can be defined as:

$$\mathbf{A} \in \mathbb{R}^{(m+n) \times (m+n)} = \begin{pmatrix} \mathbf{S} & \mathbf{R} \\ \mathbf{R}^T & \mathbf{0} \end{pmatrix}. \quad (1)$$

Given \mathbf{R} and \mathbf{S} , our goal is to predict users' unknown preferences towards items (i.e., the unobserved entries in \mathbf{R}) by learning user and item representations. The mathematical notations used in this paper can be found in Table I.

B. An Overview of the Proposed Method

The overall architecture of the proposed model is shown in Figure 3, which consists of two main components: (1)

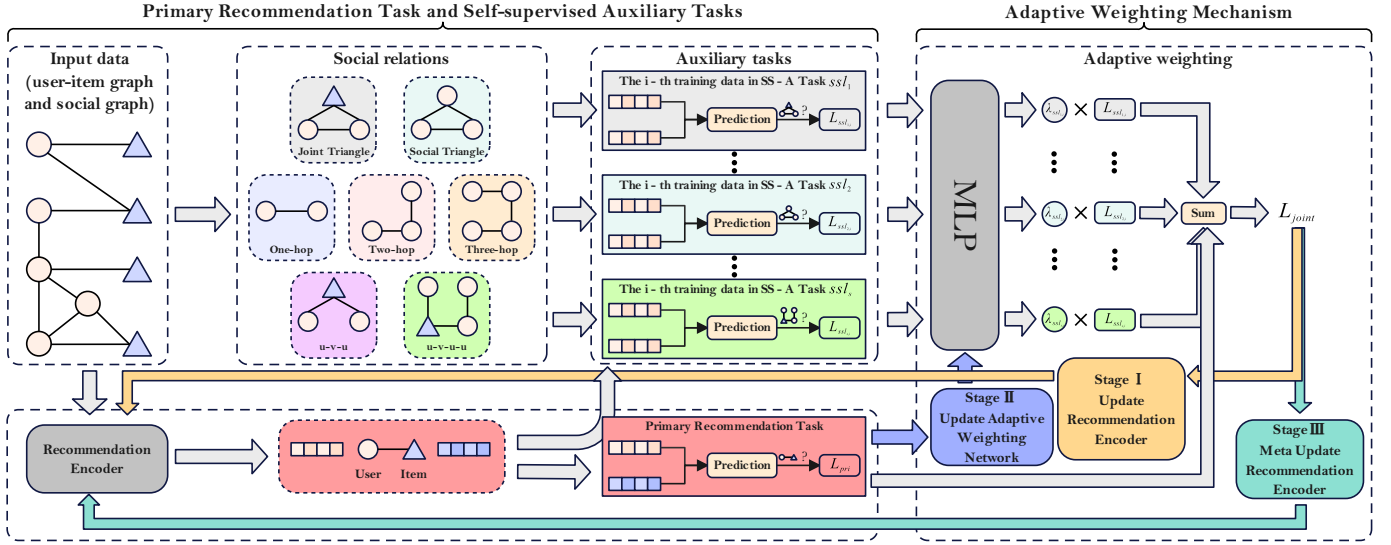


Fig. 3: The overall framework of the proposed method. The parameters updating process consists of three main stages in the adaptive weighting mechanism.

primary recommendation task and self-supervised auxiliary tasks, which aims to construct multiple SS-A tasks to assist the primary social recommendations; (2) *adaptive weighting mechanism*, which is introduced to balance multiple SS-A tasks by learning the weights towards different SS-A tasks via meta learning. More specifically, the SS-A tasks assist the primary recommendation task by predicting whether there is a specific social relation between users, aiming to transfer knowledge from the SS-A tasks to the primary recommendation task. At the same time, an adaptive weighting network is developed to adaptively adjust the weights of different SS-A tasks via meta learning. The main goal of our proposed framework can be summarized as:

- Learning the representations of users and items from user-item interactions and social networks to make recommendations by constructing various SS-A tasks.
- Adaptively weighting various SS-A tasks, balancing primary and SS-A tasks to avoid negative knowledge transfer and further improve the performance of the primary recommendation task.

Next, we will detail each model component.

C. Primary Recommendation Task and Self-supervised Auxiliary Tasks

This component aims to construct multiple SS-A tasks to assist the primary social recommendation task. First, we introduce the primary recommendation task to model social recommendations. Second, we detail how to take advantage of multiple SS-A tasks for enhancing user and item representation learning. Finally, we provide the overall optimization objective of our proposed framework.

1) *Primary Recommendation Task: Social Recommendations*: Due to the success of graph neural networks (GNNs) in representation learning, we adopt the GNNs-based recommendations to encode user-item interactions and social relations for user and item representation learning [10], [25], [51]. Here,

LightGCN [25], as one of the most representative methods, is adopted as our target encoder to learn user and item representation in user-item graph \mathcal{G}^R and user-user social graph \mathcal{G}^S for social recommendations. More specifically, given the adjacency matrix $\mathbf{A} \in \mathbb{R}^{(m+n) \times (m+n)}$ (in Eq. 1) for modeling graph data $\mathcal{G} = (\mathcal{G}^R, \mathcal{G}^S)$ in social recommendations, node u 's representation (i.e., user or item) can be learned by aggregation operation as follows:

$$\mathbf{e}_u^{k+1} = \text{AGG}(\{\mathbf{e}_v^k : v \in \mathcal{N}_u\}), \quad (2)$$

where AGG denotes the GNNs aggregation function to learn node u 's representation through the local neighbors \mathcal{N}_u in \mathcal{G} . To be more specific, if u_* represents a user node, \mathcal{N}_{u_*} contains the set of items (with which u_* has interacted with in the user-item interaction network \mathbf{R}) and the set of social neighbors (whom u_* is directly connected with in the user-user social network \mathbf{S}); Otherwise we use \mathcal{N}_{v_j} to represent the set of users who have interacted with item v_j .

Mathematically, the final nodes representations $\mathbf{E} \in \mathbb{R}^{(m+n) \times d}$ can be learned by aggregating the representations from neighbor nodes as follows:

$$\mathbf{E} = \frac{1}{K+1} \sum_{k=0}^K \mathbf{E}^{(k)}, \quad (3)$$

$$\mathbf{E}^{(k)} = (\mathbf{D}^{-\frac{1}{2}} \mathbf{A} \mathbf{D}^{-\frac{1}{2}}) \mathbf{E}^{(k-1)}, \quad (4)$$

where $\mathbf{D} \in \mathbb{R}^{(m+n) \times (m+n)}$ is a degree matrix of the adjacency matrix \mathbf{A} . $\mathbf{E}^{(0)} \in \mathbb{R}^{(m+n) \times d}$ with length d can be randomly initialized to represent users or items, where $\mathbf{E} \in \mathbb{R}^{(0:m-1) \times d}$ is users' representation matrix and $\mathbf{E} \in \mathbb{R}^{(m:m+n-1) \times d}$ is items' representation matrix. Note that social information can be encoded into learning better user representations $\mathbf{E} \in \mathbb{R}^{(0:m-1) \times d}$ through recursive propagation in $\mathcal{G} = (\mathcal{G}^R, \mathcal{G}^S)$. K is the number of GNNs aggregation layers in our target GNNs encoder.

With the final node representations \mathbf{E} , the goal of our primary social recommendation task is to predict how likely user u_i

would interact with item v_j through an inner product:

$$\hat{y}_{u_i v_j} = \mathbf{e}_{u_i}^T \mathbf{e}_{v_j}. \quad (5)$$

2) *Self-supervised Auxiliary Tasks (SS-A Tasks)*: In order to take advantage of rich unlabeled data in social recommendations, we propose to construct multiple self-supervised auxiliary (SS-A) tasks to provide self-supervision signals for assisting the training of primary recommendation task without using manual annotations. According to the social correlation theories [52]–[54], we explore multiple social SS-A tasks based on graph structure $\mathcal{G} = (\mathcal{G}^R, \mathcal{G}^S)$.

- *Triangle Relations* (Social Triangle, Joint Triangle): Triangle relations can reflect users' preferences towards items and their social behaviors in social networks [14], [52], such as friendship, community of interest, as shown in Figure 1 (a) and (b). Here, we introduce two representative types of triangle relations as follows:

$$\text{Social Triangle: } (\mathbf{SS}) \odot \mathbf{S}, \quad (6)$$

$$\text{Joint Triangle: } (\mathbf{RR}^T) \odot \mathbf{S}, \quad (7)$$

where \odot denotes the element-wise product.

- *N-hop Neighbors* (1, 2, 3, ..., n-hop neighbors): The N -hop neighbors auxiliary tasks explore the best way to propagate messages among users, where nodes in social networks can reach others via the shortest path between them [53].
- *Meta-paths*: Meta-paths [54] have been widely used to capture diverse, long-range, and meaningful relations between entities in the heterogeneous graph, where a path represents a sequence of nodes connected with heterogeneous edges. Here, in social recommendations, we consider two types of meta paths to model social behaviors as follows:

$$\text{uvu: } u_i \rightarrow v_j \rightarrow u_{i'}, \quad (8)$$

$$\text{uvvu: } u_i \rightarrow u_{i'} \rightarrow v_j \rightarrow u_{i''}, \quad (9)$$

where $u_i, u_{i'}, u_{i''} \in U$ and $v_j \in V$. More meta-paths will be explored in the future.

For simplicity, the set of SS-A tasks can be denoted as $\text{SSL} = \{\text{ssl}_1, \text{ssl}_2, \dots, \text{ssl}_s\}$, and the number of such tasks is $|\text{SSL}|$. The training data for SS-A tasks can be obtained from raw data without using any manual annotations. For instance, for $u_i \rightarrow v_j \rightarrow u_{i'}$ in meta-*uvu*, we need to distinguish whether a pair of users (i.e., $(u_i, u_{i'})$) exists such relation belonging to ssl_s (i.e., meta-*uvu*), where the self-supervised learning label $y_{u_i, u_{i'}}^{\text{ssl}_s} = 1$ if there exists such relation belonging to ssl_s , otherwise $y_{u_i, u_{i'}}^{\text{ssl}_s} = 0$. Then, the SS-A tasks' prediction can be formulated via inner product on users' final representations as follows:

$$\hat{y}_{u_i, u_{i'}}^{\text{ssl}_s} = \mathbf{e}_{u_i}^T \mathbf{e}_{u_{i'}}. \quad (10)$$

3) *Optimization Loss for Primary Recommendation and SS-A Tasks*: With the supervised labels from the primary recommendation task and self-supervised labels from SS-A tasks, we employ the pairwise BPR loss [23] to encourage the prediction of an observed entry to be higher than its unobserved

counterparts:

$$\mathcal{L}_{\text{pri}} = \sum_{(u_i, v_j, v_{j'}) \in \mathcal{O}_{\text{pri}}} -\ln \sigma(\hat{y}_{u_i v_j} - \hat{y}_{u_i v_{j'}}) + \delta \|\mathbf{E}^{(0)}\|^2, \quad (11)$$

$$\mathcal{L}_{\text{ssl}_s} = \sum_{(u_i, u_{i'}, u_j) \in \mathcal{O}_{\text{ssl}_s}} -\ln \sigma(\hat{y}_{u_i u_{i'}}^{\text{ssl}_s} - \hat{y}_{u_i u_j}^{\text{ssl}_s}) + \delta \|\mathbf{E}^{(0)}\|^2, \quad (12)$$

where a hyper-parameter δ is used to control the contribution of \mathcal{L}_2 regularization and reduce the risk of overfitting. σ is the sigmoid function. As for primary recommendation task, the set of $\mathcal{O}_{\text{pri}} = \{(u_i, v_j, v_{j'}) | (u_i, v_j) \in \mathcal{E}_{\text{pri}}, (u_i, v_{j'}) \notin \mathcal{E}_{\text{pri}}\}$ denotes the pairwise training data in primary recommendation task, where $(u_i, v_j) \in \mathcal{E}_{\text{pri}}$ indicates that the interaction between user u_i and item v_j is observed (positive) pair, while $(u_i, v_{j'}) \notin \mathcal{E}_{\text{pri}}$ indicates that the interaction between user u_i and item $v_{j'}$ is not observed (negative). Similarly, as for BPR loss in SS-A task ssl_s (i.e., $\mathcal{L}_{\text{ssl}_s}$), the set of $\mathcal{O}_{\text{ssl}_s} = \{(u_i, u_{i'}, u_j) | (u_i, u_{i'}) \in \mathcal{E}_{\text{ssl}_s}, (u_i, u_j) \notin \mathcal{E}_{\text{ssl}_s}\}$ denotes the pairwise training data in SS-A task ssl_s , where $(u_i, u_{i'}) \in \mathcal{E}_{\text{ssl}_s}$ indicates that the interaction between user u_i and user $u_{i'}$ is observed (positive) pair, while $(u_i, u_j) \notin \mathcal{E}_{\text{ssl}_s}$ indicates that the interaction between user u_i and user u_j is not observed (negative). To optimize SS-A tasks, we perform negative sampling to randomly sample one unobserved user/item and pair it with the self-supervised social relations as a negative instance.

D. Adaptive Weighting Mechanism

In order to effectively learn user and item representations, we introduce a joint optimization objective for primary recommendation task with various SS-A tasks, which can be formally defined as:

$$\mathcal{L}_{\text{joint}} = \sum_{i=1}^N \frac{1}{N} \mathcal{L}_{\text{pri}, i}^{\text{train}} + \sum_{s=1}^{|\text{SSL}|} \lambda_{\text{ssl}_s} \sum_{i=1}^{N_{\text{ssl}_s}} \frac{1}{N_{\text{ssl}_s}} \mathcal{L}_{\text{ssl}_s, i}, \quad (13)$$

where $\mathcal{L}_{\text{pri}, i}^{\text{train}}$ and $\mathcal{L}_{\text{ssl}_s, i}$ are the i -th instance of training set in primary recommendation task and SS-A task ssl_s , respectively. N and N_{ssl_s} denote the size of training set in primary recommendation task and SS-A task ssl_s . λ_{ssl_s} denotes the hyper-parameters to control the contribution on SS-A task ssl_s to primary recommendation task, which can have a significant influence on model's performance in various recommendation scenarios and over different datasets. However, most existing works assign equal weight to λ_{ssl_s} or heavily tune them in experiments, which can result in sub-optimal recommendation performance due to negative transfer among various SS-A tasks.

In our work, to address such issue mentioned above, the aim of our proposed AdasRec is learning to learn the primary recommendation task by adaptively leveraging multiple SS-A tasks with adaptive weights. More specifically, an adaptive weighting mechanism is introduced to adaptively balance various SS-A tasks via learning (adaptive) weights λ_{ssl_s} for assisting representation learning in social recommendations. This adaptive weighting mechanism can be formulated as a meta learning task via a bi-level optimization [55], [56], where the joint optimization objective of the primary social

recommendation task with various SS-A tasks can be defined as:

$$\min_{\mathbf{W}, \Theta} \sum_{i=1}^{|D^{\text{pri-meta}}|} \frac{1}{|D^{\text{pri-meta}}|} \mathcal{L}_{\text{pri},i}^{\text{meta}}(\mathbf{W}^*(\Theta)), \quad (14)$$

$$\text{s.t. } \mathbf{W}^*(\Theta) = \arg \min_{\mathbf{W}} \left(\sum_{i=1}^{|D^{\text{pri}}|} \frac{1}{|D^{\text{pri}}|} \mathcal{L}_{\text{pri},i}^{\text{train+meta}}(\mathbf{W}) + \sum_{s=1}^{|\text{SSL}|} \sum_{i=1}^{N_{\text{ssl}_s}} \frac{1}{N_{\text{ssl}_s}} V([\mathcal{L}_{\text{ssl}_s,i}; e_{\text{ssl}_s}]; \Theta) \mathcal{L}_{\text{ssl}_s,i}(\mathbf{W}) \right), \quad (15)$$

where the adaptive weights λ_{ssl_s} can be learned by an adaptive weighting network $V(\cdot; \Theta)$ which can be modeled as a two-layer MLP network with trainable parameters Θ to reduce the risk of overfitting. Note that we have training set D^{pri} for the primary recommendation task and training sets D^{SSL} for SS-A tasks.

In each training epoch under meta learning paradigm [55]–[57], training set D^{pri} in the primary recommendation task can be divided into train data $D^{\text{pri-train}}$ and meta data $D^{\text{pri-meta}}$, i.e., $D^{\text{pri}} = D^{\text{train+meta}} = \{D^{\text{pri-train}}, D^{\text{pri-meta}}\}$. $D^{\text{pri-train}}$ and D^{SSL} are mainly used to optimize the parameters \mathbf{W} of the recommendation encoder, while $D^{\text{pri-meta}}$ for optimizing the parameters Θ of the adaptive weighting network $V(\cdot)$ only. $\mathcal{L}_{\text{pri},i}^{\text{meta}}$ is loss function of the i -th instance of meta data $D^{\text{pri-meta}}$ in the primary recommendation task. $\mathcal{L}_{\text{pri},i}^{\text{train+meta}}$ and $\mathcal{L}_{\text{ssl}_s,i}$ are loss functions of the i -th instance of training set in the primary recommendation task and SS-A tasks. $|D^{\text{pri}}|$ is the size of whole training set in the primary recommendation task, $|D^{\text{pri-meta}}|$ is the size of meta data from the primary recommendation task and much less than the size of the whole training set $|D^{\text{pri}}|$. The adaptive weighting network $V([\mathcal{L}_{\text{ssl}_s,i}; e_{\text{ssl}_s}]; \Theta)$ takes the concatenation of $\mathcal{L}_{\text{ssl}_s,i}$ and e_{ssl_s} as input, where e_{ssl_s} is the one-hot vector of task ssl_s to distinguish which task the loss of input to the adaptive weighting network comes from. Note that the proposed formulation in Eq. 15 learns how to assist the primary task by optimizing Θ via meta learning. The optimal parameters Θ^* can be obtained by minimizing the following loss:

$$\Theta^* = \arg \min_{\Theta} \mathcal{L}_{\text{pri}}^{\text{meta}}(\mathbf{W}^*(\Theta)) \quad (16)$$

$$\triangleq \sum_{i=1}^{|D^{\text{pri-meta}}|} \frac{1}{|D^{\text{pri-meta}}|} \mathcal{L}_{\text{pri},i}^{\text{meta}}(\mathbf{W}^*(\Theta)). \quad (17)$$

E. Model Training

The process to optimize our proposed AdasRec is shown in the right part of Figure 3, which includes three stages to update the parameters of recommendation encoder \mathbf{W} and adaptive weighting network Θ . The overall training procedure of our proposed AdasRec can be summarized in Algorithm 1.

1) *Stage I: Updating Parameters of Recommendation Encoder:* In each training epoch, we first sample mini-batches of training data from the primary recommendation task and SS-A tasks. Then, the loss $\mathcal{L}_{\text{ssl}_s}$ of the SS-A tasks are weighted by the adaptive weighting network and summed up with the loss $\mathcal{L}_{\text{pri}}^{\text{train}}$ of the primary recommendation task to obtain the final

Algorithm 1: The proposed AdasRec Framework

Input: Training data for the primary recommendation task D^{pri} and SS-A tasks D^{SSL} , max iteration K , learning rate α, β .
Output: Social recommendation parameters \mathbf{W}^K , and Adaptive Weighting Network parameters Θ^K .

- 1 Initialization parameters \mathbf{W}^1, Θ^1 ;
- 2 **for** $k = 1 \dots K$ **do**
- 3 Sample minibatch D_n^{pri} from primary task training data D^{pri} ;
- 4 Sample minibatch D_n^{SSL} from SS-A task training data D^{SSL} ;
- 5 Split D_n^{pri} into $\{D_n^{\text{pri-train}}, D_n^{\text{pri-meta}}\}$;
- 6 Update $\hat{\mathbf{W}}^{(k)}$ by Eq. (18) with $D_n^{\text{pri-train}}$ and D_n^{SSL} ;
- 7 Update $\Theta^{(k)}$ by Eq. (19) with $D_n^{\text{pri-meta}}$;
- 8 Update $\mathbf{W}^{(k)}$ by Eq. (20) with D_n^{pri} and D_n^{SSL} ;
- 9 **end**

joint loss. To alleviate the difficulty of the bi-level optimization [55], [56], the parameters of recommendation encoder $\mathbf{W}^{(k)}$ can be approximated with the updated parameters $\hat{\mathbf{W}}^{(k)}$ in meta learning paradigm as follows:

$$\hat{\mathbf{W}}^{(k)}(\Theta) = \mathbf{W}^{(k)} - \alpha \nabla_{\mathbf{W}^{(k)}} \left(\sum_{i=1}^{|D^{\text{pri-train}}|} \frac{1}{|D^{\text{pri-train}}|} \mathcal{L}_{\text{pri},i}^{\text{train}}(\mathbf{W}^{(k)}) + \sum_{s=1}^{|\text{SSL}|} \sum_{i=1}^{N_{\text{ssl}_s}} \frac{1}{N_{\text{ssl}_s}} V([\mathcal{L}_{\text{ssl}_s,i}(\mathbf{W}^{(k)}); e_{\text{ssl}_s}]; \Theta^{(k)}) \mathcal{L}_{\text{ssl}_s,i}(\mathbf{W}^{(k)}) \right), \quad (18)$$

where α is the learning rate for \mathbf{W} . $\mathcal{L}_{\text{pri},i}^{\text{train}}$ is the i -th instance loss function of data on $D^{\text{pri-train}}$.

2) *Stage II: Updating Parameters of Adaptive Weighting Network:* After updating the parameters $\mathbf{W}^{(k)}$ of recommendation encoder, the parameters $\Theta^{(k)}$ of the adaptive weighting network can be updated with the updated parameters $\hat{\mathbf{W}}^{(k)}$ on $D^{\text{pri-meta}}$, which is defined as follows:

$$\Theta^{(k+1)} = \Theta^{(k)} - \beta \nabla_{\Theta^{(k)}} \mathcal{L}_{\text{pri}}^{\text{meta}}(\hat{\mathbf{W}}^{(k)}(\Theta^{(k)})), \quad (19)$$

where β is the meta learning rate for updating Θ . We update parameters of the adaptive weighting network on the meta data (i.e., $D^{\text{pri-meta}}$) from the primary recommendation task. This update allows softly select SS-A tasks and balances them for the primary recommendation task, so as to enhance the representation learning of users and items in social recommendations. Conversely, without such an adaptive weighting network to balance various SS-A tasks on the joint loss (i.e., Eq. 13), multiple SS-A tasks may result in negative knowledge transfer on the primary recommendation task via dominating the main training objective.

3) *Stage III: Meta Updating Parameters of Recommendation Encoder:* At last, with the updated parameters $\Theta^{(k+1)}$ of the adaptive weighting network, the parameters $\mathbf{W}^{(k)}$ of recommendation encoder can be further updated through $D^{\text{pri}} = \{D^{\text{pri-train}}, D^{\text{pri-meta}}\}$ and D^{SSL} as follows:

$$\mathbf{W}^{(k+1)} = \mathbf{W}^{(k)} - \alpha \nabla_{\mathbf{W}^{(k)}} \left(\sum_{i=1}^{|D^{\text{pri}}|} \frac{1}{|D^{\text{pri}}|} \mathcal{L}_{\text{pri},i}^{\text{train+meta}}(\mathbf{W}^{(k)}) + \sum_{s=1}^{|\text{SSL}|} \sum_{i=1}^{N_{\text{ssl}_s}} \frac{1}{N_{\text{ssl}_s}} V([\mathcal{L}_{\text{ssl}_s,i}(\mathbf{W}^{(k)}); e_{\text{ssl}_s}]; \Theta^{(k+1)}) \mathcal{L}_{\text{ssl}_s,i}(\mathbf{W}^{(k)}) \right). \quad (20)$$

IV. EXPERIMENT

In this section, we perform comprehensive experiments to verify the effectiveness of our proposed method. We will first introduce the experimental settings, and then compare our proposed method with various baselines on some representative datasets. Finally, we will conduct detailed ablation studies on the proposed method. More specifically, we aim to answer the following questions (RQs):

- How does our proposed AdasRec perform compared to the state-of-the-art recommendation methods?
- Can the proposed AdasRec learn adaptive weights for different SS-A tasks and improve the performance of recommendation systems?
- How do the hyper-parameters of the adaptive weighting network affect the performance of the proposed method?

A. Experimental Settings

TABLE II: Statistics of the experimental data.

Dataset	LastFM	Epinions	DBook
#of users	1,880	5,957	13,024
#of items	4,489	11,027	22,347
#of Interactions (R)	52,668	132,819	792,062
#of Density (R)	0.00624	0.00202	0.01137
#of Connections (S)	25,434	98,959	169,150
#of Density (S)	0.00720	0.00277	0.00100

1) *Datasets*: To evaluate the effectiveness of the proposed method, we conduct comprehensive experiments on three representative datasets, including LastFM [58], Epinions [59], and DBook [60]. The statistical summary of these three datasets is shown in Table II.

- **LastFM**. This dataset is provided by a UK-based internet radio and music community last.fm⁶. The dataset contains information from social networks and is therefore widely used in testing social recommendation models. For each user in this dataset, a list of their favorite artists and the play count is included. It also includes user application tags that can be used to construct content vectors. Here, this dataset contains 1880 users and 4489 items.
- **Epinions**. This dataset is provided by a product review website called Epinions⁷. Users can register for free and start writing subjective reviews about many different types of items (software, music, television show, hardware, office appliances, etc.). The version of this dataset used in our proposed method contains 5957 users and 11027 items.
- **DBook**. This is a recommendation system dataset collected from the website Douban.Book⁸, which contains information about users' ratings of books (from 1 to 5) and information about social networks between users. This dataset is the largest of the three datasets we used in this paper, containing 13024 users and 22347 items.

⁶<https://www.last.fm>

⁷<http://www.epinions.com>

⁸<https://book.douban.com>

2) *Evaluation metrics*: We use two widely adopted ranking metrics to evaluate top-K recommendation performance [25], where K denotes the length of the recommendation list that the model ultimately provides to users. A larger K value leads to more stable evaluation results, but does not provide a targeted measure of recommendation quality for users. We set K as 5, 10, and 20 in our experiments. The higher values of these two metrics mean that the model has better recommendation performance. Mathematically, the two evaluation metrics can be defined as follows:

- **Recall@K**. This metric evaluates the ability of the model to recommend a list of items to user:

$$Recall@K = \frac{\sum_{u_i \in U} |R(u_i) \cap T(u_i)|}{\sum_{u_i \in U} |T(u_i)|} \quad (21)$$

where $R(u_i)$ is a list of recommendations made to the user u_i based on his behaviors on the training set, while $T(u_i)$ is the user's behaviors on the testing set.

- **NDCG@K**. This metric evaluates the quality of recommendation through discounted importance by considering recommended position:

$$DCG_{u_i}@K = \sum_{(u_i, v_j) \in D^{test}} \frac{\mathbf{I}(\hat{Z}_{u_i, v_j} \leq K)}{\log(\hat{Z}_{u_i, v_j} + 1)} \quad (22)$$

$$NDCG@K = \frac{1}{|U|} \sum_{u_i \in U} \frac{DCG_{u_i}@K}{IDCG_{u_i}@K} \quad (23)$$

where $IDCG_{u_i}@K$ is the ideal $DCG_{u_i}@K$. \hat{Z}_{u_i, v_j} denotes the rank position of a positive feedback (u_i, v_j) . D^{test} is the testing set.

3) *Self-Supervised Auxiliary Tasks (SS-A tasks)* : In the proposed framework, Self-Supervised Auxiliary tasks (SS-A tasks) can be developed to assist the primary recommendation task by leveraging rich unlabeled data for recommendation. In our experiments, we exploit **seven** representative SS-A tasks by considering both user-item interactions and user-user social relations for recommendation, and more tasks will be explored in the future. In particular, we use ssl_1 to ssl_7 to denote these SS-A tasks such as social triangle (ssl_1), joint triangle (ssl_2), 1-hop (ssl_3), 2-hop (ssl_4), 3-hop (ssl_5), meta- uvu (ssl_6), meta- $uvvu$ (ssl_7), respectively. The detailed definition can be found in Section III-C2. These SS-A tasks assist the primary recommendation task by predicting whether a social relation exists between users. Notably, when we extract the social relations between users from the original dataset, the sparsity of the newly obtained data is often different compared to the original data. Thus, we generally perform a random sampling operation on the basis of the newly obtained data to make the data size of the auxiliary tasks comparable to that of the primary recommendation task, in order to prevent the data size of the auxiliary tasks from being too large for the primary task. In the training phase of the primary recommendation task and SS-A tasks, each observed user-item interaction or social relation is treated as a positive instance, while we perform negative sampling to randomly sample one unobserved item/user and pair it with the target user as a negative instance.

TABLE III: Performance comparison of different recommendation methods.

Datasets	Metrics	MF	NeuMF	NGCF	LightGCN	LightGCN-S	SocialMF	DiffNet	SGL	MHCN	AdasRec	Improv.
LastFM	Recall@5	0.0786	0.0835	0.0950	0.1225	0.1254	0.1003	0.0908	<u>0.1261</u>	0.1237	0.1313	4.12%
	Recall@10	0.1290	0.1281	0.1483	0.1925	0.1925	0.1538	0.1425	0.1920	<u>0.1944</u>	0.2029	4.37%
	Recall@20	0.1943	0.1873	0.2215	0.2748	0.2774	0.2360	0.2144	<u>0.2818</u>	0.2789	0.2909	3.23%
	NDCG@5	0.1034	0.1183	0.1223	0.1640	0.1678	0.1313	0.1297	<u>0.1687</u>	0.1653	0.1734	2.79%
	NDCG@10	0.1156	0.1316	0.1371	0.1791	0.1814	0.1423	0.1442	0.1808	<u>0.1818</u>	0.1889	3.91%
	NDCG@20	0.1426	0.1601	0.1670	0.2148	0.2152	0.1771	0.1781	0.2189	<u>0.2191</u>	0.2244	2.42%
Epinions	Recall@5	0.0191	0.0192	0.0309	<u>0.0372</u>	0.0364	0.0278	0.0259	0.0341	0.0313	0.0421	13.17%
	Recall@10	0.0306	0.0339	0.0501	<u>0.0585</u>	0.0574	0.0450	0.0416	0.0531	0.0523	0.0645	10.26%
	Recall@20	0.0470	0.0567	0.0777	<u>0.0908</u>	0.0904	0.0679	0.0669	0.0796	0.0823	0.1011	11.34%
	NDCG@5	0.0164	0.0185	0.0251	0.0319	0.0321	0.0237	0.0261	0.0304	<u>0.0338</u>	0.0365	7.99%
	NDCG@10	0.0208	0.0250	0.0324	0.0398	0.0399	0.0302	0.0330	0.0373	<u>0.0430</u>	0.0447	3.95%
	NDCG@20	0.0259	0.0336	0.0421	0.0505	0.0508	0.0378	0.0413	0.0461	<u>0.0541</u>	0.0564	4.25%
DBook	Recall@5	0.0621	0.0428	0.0649	0.0734	<u>0.0762</u>	0.0570	0.0556	0.0729	0.0749	0.0826	8.40%
	Recall@10	0.0922	0.0723	0.0976	0.1105	<u>0.1172</u>	0.0864	0.0870	0.1043	0.1122	0.1218	3.92%
	Recall@20	0.1355	0.1154	0.1427	0.1637	<u>0.1716</u>	0.1336	0.1290	0.1431	0.1670	0.1721	0.29%
	NDCG@5	0.0596	0.0421	0.0625	0.0752	<u>0.0779</u>	0.0578	0.0602	0.0513	0.0771	0.0865	11.04%
	NDCG@10	0.0677	0.0532	0.0727	0.0854	<u>0.0900</u>	0.0666	0.0728	0.0618	0.0872	0.0968	7.56%
	NDCG@20	0.0813	0.0690	0.0870	0.1024	<u>0.1069</u>	0.0815	0.0876	0.0723	0.1058	0.1135	6.17%

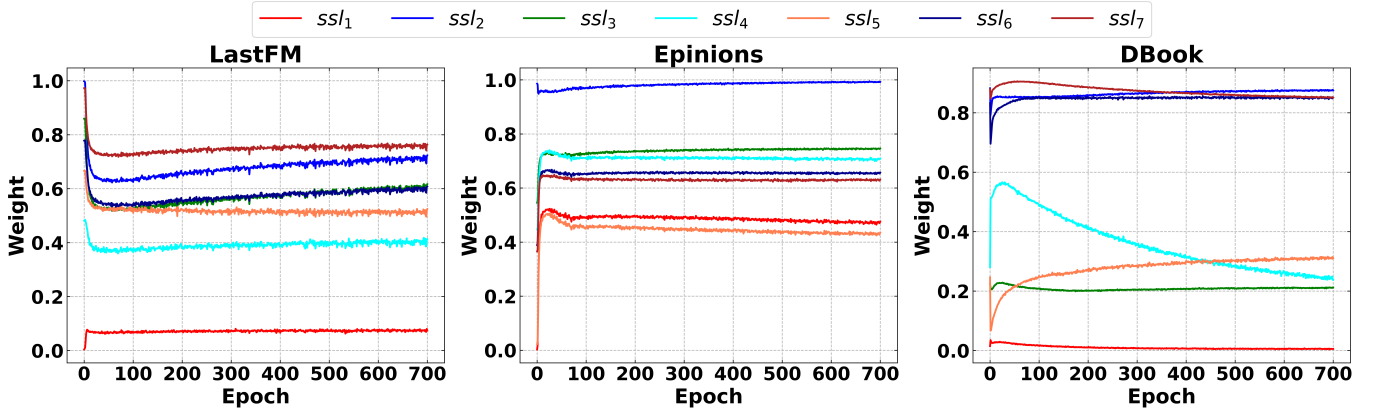


Fig. 4: The change of adaptive weights on various SS-A tasks during training (Best viewed in color).

4) *Parameter Setting*: In the training process of our proposed method, we set the parameters as: the batch size is set to 2048 as with LightGCN. The embedding size of users and items d is searched in the range [128, 160, 192, 224, 256] with step-size 32. There are two learning rates in our proposed method, including the learning rate lr for parameters updating of the target recommendation encoder, and the meta learning rate $m lr$ for parameters updating of the Adaptive Weighting Network. We choose lr in [0.001, 0.005, 0.01, 0.05] and $m lr$ in [0.0001, 0.0005, 0.001, 0.005], and perform grid search to find the best parameters. The best setting is $lr = 0.001$ and $m lr = 0.0001$. We split the interactions into training and testing set with a ratio of 4 : 1. Specific experiment is described below. Besides, we set the ratio of meta data in dataset as 5%. We use Adam to optimize the model’s parameters. For a fair comparison, we closely follow default setting of baselines.

5) *Baselines*: To evaluate the effectiveness, we compare our proposed method with three groups of representative baselines, including recommendation systems without social network information (MF [5], NeuMF [1], NGCF [51], LightGCN [25]), social recommendation systems (SocialMF [8], LightGCN-S, DiffNet [10]), and self-supervised recommendation systems (SGL [21], MHCN [7]). These baseline methods are summarized as follows:

- MF [5]: This is one of the most classic collaborative filtering methods by only exploiting the user-item direct interactions as the target input of the interaction function.
- NeuMF [1]: This method is a state-of-the-art matrix factorization model with neural network architecture, which combines traditional matrix factorization and MLP to extract both linear and non-linear feature interactions.
- NGCF [51]: This is the very first GNNs-based model to incorporate the high-order connectivity between users and items, which effectively captures collaborative signals into the encoding process by modeling the representation of higher-order connectivity in the user-item bipartite graphs.
- LightGCN [25]: This is a collaborative filtering GNNs-based recommendation method by simplifying NGCF model [51], achieving promising recommendation performance.
- LightGCN-S: This is an improved model based on LightGCN, where we incorporate social network information to improve the performance of recommendation systems. Mathematically, the adjacency matrix \mathbf{A} of the input graph \mathcal{G} which combines user-item graph \mathcal{G}^R and social graph \mathcal{G}^S can be defined as:

$$\mathbf{A} \in \mathbb{R}^{(m+n) \times (m+n)} = \begin{pmatrix} \mathbf{S} & \mathbf{R} \\ \mathbf{R}^T & \mathbf{0} \end{pmatrix}. \quad (24)$$

- SocialMF [8]: This is a representative social recommendation model based on matrix factorization techniques, which considers the propagation of trust information into the MF model for recommendation systems.
- DiffNet [10]: This is a GCN-based social recommendation method that models the recursive dynamic social diffusion in both the user and item spaces.
- SGL [21]: This is an advanced self-supervised recommendation method that uses various data augmentation methods, such as node drop, edge drop and random walk, to improve the performance of the recommendation method.
- MHCN [7]: This is the latest GCN-based social recommendation method that integrates self-supervised learning into hypergraph convolutional networks.

TABLE IV: Results of AdasRec with the same weight towards SS-A tasks.

Datasets	Metrics	AdasRec	w/o AW	Improv.
LastFM	Recall@5	0.1313	0.1213	8.24%
	Recall@10	0.2029	0.1873	8.33%
	Recall@20	0.2909	0.2731	6.52%
	NDCG@5	0.1734	0.1622	6.91%
	NDCG@10	0.1889	0.1758	7.45%
	NDCG@20	0.2244	0.2124	5.65%
Epinions	Recall@5	0.0421	0.0364	15.66%
	Recall@10	0.0645	0.0589	9.51%
	Recall@20	0.1011	0.0929	8.83%
	NDCG@5	0.0365	0.0328	11.28%
	NDCG@10	0.0447	0.0409	9.29%
	NDCG@20	0.0564	0.0521	8.25%
DBook	Recall@5	0.0826	0.0705	17.16%
	Recall@10	0.1218	0.1050	16.00%
	Recall@20	0.1721	0.1523	13.00%
	NDCG@5	0.0865	0.0745	14.72%
	NDCG@10	0.0968	0.0841	15.10%
	NDCG@20	0.1135	0.0991	14.53%

B. Performance Comparison of Recommender Systems

We first compare the performance of our proposed method AdasRec with all baseline methods. Table III reports the overall performance comparison with regard to Recall@5/10/20 and NDCG@5/10/20 metrics on three datasets. According to the results, we can have the following observations:

- Our proposed AdasRec shows great performance compared with the baseline methods over three datasets in terms of two metrics. For example, our proposed method improves one of the most effective baselines LightGCN at least 10% under Recall metric on Epinions dataset, and also outperforms social recommendation methods (i.e., LightGCN-S and SocialMF) and self-supervised learning methods (i.e., SGL and MHCN) on three datasets. Such improvement demonstrates the effectiveness of our proposed method and the adaptability of the adaptive weighting mechanism to various SS-A tasks.
- NGCF and LightGCN as representative GNNs-based recommendations can show much better performance than traditional recommendation methods (i.e., MF). On the other hand, compared with social recommendations, their

performance is still competitive, indicating the power of graph neural networks in representation learning for recommendations.

- SGL as a general self-supervised recommendation method can achieve promising performance in some cases, though no social information is enhanced. This can be attributed to the integration of self-supervision signals. This observation shows the power capability of self-supervised learning techniques in assisting the primary recommendation task.
- Although MHCH is one of the most state-of-the-art self-supervised learning based social recommendation methods, it does not perform the best among the baselines in all the cases. Our proposed method AdasRec can outperform all the baseline, which is attributed to considering the adaptive weights on various SS-A tasks.

In summary, our proposed method AdasRec gains a significant performance improvement over various baselines in this experimental results, which can demonstrate the effectiveness of the proposed framework.

C. Ablation Study

In this part, in order to better understand our proposed framework AdasRec, we investigate the impact of model components and model hyper-parameters through comprehensive experiments.

1) *The Change of Adaptive Weights on Various SS-A Tasks during Training:* To understand the working of our proposed AdasRec, we now analyze the change of adaptive weights λ_{ssl_s} on various SS-A tasks during the model training process. Note that weights λ_{ssl_s} (learned by the adaptive weighting network $V(\cdot; \Theta)$) aim to control the contribution of SS-A tasks ssl_s on primary recommendation task, which can affect model's performance significantly.

The experimental results are shown in Figure 4. From the results, we can see that (1) the adaptive weights on most SS-A tasks are unstable in the early training stage, while they can converge to a specific value at the end; and (2) the weights on different SS-A tasks are different over three datasets. More specifically, the weight on SS-A task ssl_2 (i.e., joint triangle relation) is much largest than that of other SS-A tasks on Epinions dataset, while the weight on SS-A task ssl_7 (i.e., meta-path $uvvu$) contributes more on primary recommendation task than that of other SS-A tasks on LastFM dataset. These observations suggest that the proposed adaptive weighting mechanism can adaptively control the contribution of various SS-A tasks across different datasets, so as to transfer self-supervision signals in various SS-A tasks to enhance social recommendation.

2) *Effect of Adaptive Weighting Mechanism:* To further study the effect of the adaptive weighting mechanism, the weights of seven kinds of SS-A tasks are equally set to 1 without differentiating the importance of SS-A tasks (w/o AW for short). The experimental results over three datasets are given in Table IV. From the table, we can see that the model without considering the adaptive weighting network (i.e., w/o AW) has a dramatic drop in recommendation performance compared with the proposed AdasRec. More specifically, compared to the

TABLE V: Results of ablation experiments (single auxiliary task).

Datasets	Model	Metrics	ssl ₁	ssl ₂	ssl ₃	ssl ₄	ssl ₅	ssl ₆	ssl ₇
LastFM	AdasRec	Recall@5	0.1249	0.1288	0.1239	0.1260	0.1248	0.1243	0.1293
		Recall@10	0.1941	0.1975	0.1936	0.1913	0.1928	0.1969	0.1981
		Recall@20	0.2819	0.2872	0.2801	0.2784	0.2834	0.2892	0.2888
		NDCG@5	0.1663	0.1703	0.1623	0.1681	0.1680	0.1692	0.1725
		NDCG@10	0.1813	0.1844	0.1787	0.1808	0.1785	0.1846	0.1860
		NDCG@20	0.2184	0.2217	0.2154	0.2171	0.2187	0.2240	0.2248
	w/o AW	Recall@5	0.1224	0.1272	0.1234	0.1202	0.1177	0.1250	0.1241
		Recall@10	0.1910	0.1938	0.1930	0.1826	0.1821	0.1933	0.1912
		Recall@20	0.2777	0.2877	0.2772	0.2668	0.2696	0.2881	0.2832
		NDCG@5	0.1635	0.1671	0.1635	0.1581	0.1566	0.1689	0.1653
		NDCG@10	0.1780	0.1812	0.1784	0.1723	0.1702	0.1930	0.1791
		NDCG@20	0.2121	0.2208	0.2139	0.2168	0.2068	0.2230	0.2182

variant which removes the adaptive weighting network (w/o AW), the proposed framework (AdasRec) improves by 8.33% and 7.45% under Recall@10 and NDCG@10 on LastFM, improves by 15.66% and 11.28% under Recall@5 and NDCG@5 on Epinions, and improves by 17.16% and 15.10% under Recall@5 and NDCG@10 on DBook, respectively. Therefore, we can see that removing the adaptive weighting network can degrade performance significantly on three datasets, indicating that the adaptive weighting mechanism can contribute to adaptively leveraging various auxiliary tasks for enhancing social recommendation.

3) *Effect of Adaptive Weighting Mechanism for Only One SS-A Task*: To further study the effect of the adaptive weighting mechanism, we use the adaptive weighting mechanism with only one SS-A task, while the weight on variant (w/o AW) towards each SS-A task is set to 1 without differentiating the important weights of the samples in the SS-A task. Here, we conduct the experiment on the LastFM dataset, since similar observations can be found on other datasets. The experimental results are given in Table V. It can be seen from the table that the adaptive weighting network has a positive impact on the performance of the model with only one SS-A task under most evaluation metrics. For instance, among the seven SS-A tasks, the model with the adaptive weighting network on SS-A task ssl₅ can achieve the largest performance improvement compared to the model without the adaptive weighting network (from 0.1177 to 0.1248 under Recall@5 metric). And the model with SS-A task ssl₃ has only a slight performance improvement compared to that of the model without the adaptive weighting network (from 0.1234 to 0.1239 under Recall@5 metric). Note that ssl₃ and ssl₅ denote the SS-A tasks based on 1-hop and 3-hop social relations, respectively. The reason for these observations is that SS-A task ssl₅ can explore the high-order signals (3-hop) in social networks, hence providing more performance improvement by learning better representations, while SS-A task ssl₃ only explores the shallow signals (1-hop) in social networks, which provides limited signals to learn social information for enhancing the performance of social recommendation. Besides, with the help of the adaptive weighting network, the performances of the models with a single auxiliary task (ssl₁ to ssl₇) have been improved. The phenomenon indicates that the adaptive weighting network not only adaptively selects SS-A tasks to improve the primary

recommendation task, but also improves the impact of a single SS-A task on the primary recommendation task.

4) *Effect of Adaptive Weighting Network Architecture*: To investigate the influence of the MLP architecture of the adaptive weighting network, we conduct experiments on two datasets (i.e., LastFM and Epinions) with different MLP architecture settings. The experimental results are given in Table VI. From the table, we can see that the network structure setting 8-1000-1 achieves the best performance of our model among the four kinds of network structure settings in both LastFM and Epinions datasets. For example, on the dataset LastFM, the network structure setting 8-1000-1 achieves 0.1313 under Recall@5, while the rest of the three network structure settings only achieve maximum 0.1268 under Recall@5. The same observation also happens on the Epinions dataset. Therefore, we select the network structure setting 8-1000-1 as the network structure setting for the adaptive weighting network in our proposed method, achieving higher recommendation performance.

V. CONCLUSION AND FUTURE WORK

In this work, we proposed an adaptive self-supervised learning framework for social recommendations (**AdasRec**), which can adaptively balance the importance of various Self-Supervised Auxiliary (SS-A) tasks to enhance representation learning in social recommendations. What's more, our model provides advanced components with two following advantages: (1) Our proposed method can incorporate many SS-A tasks for social recommendations, which can take advantage of different kinds of social relation information across different datasets and downstream tasks; (2) The proposed adaptive weighting mechanism can contribute to softly selecting SS-A tasks and balancing them with the primary recommendation task, so as to enhance the representation learning of users and items in social recommendations. Extensive experiments on three real-world datasets demonstrate the effectiveness of our proposed method. In addition, the ablation studies also demonstrate that the adaptive weighting mechanism can adapt multiple SS-A tasks for improving the primary recommendation task.

In the future, we will develop our work by introducing more different kinds of SS-A tasks, not only based on social networks and user-item bipartite graphs, but also introducing

TABLE VI: Effect of Adaptive Weighting Network Architecture.

Architecture	Metrics	LastFM	Epinions
8-500-1	Recall@5	0.1268	0.0385
	Recall@10	0.2004	0.0631
	Recall@20	0.2903	0.0989
	NDCG@5	0.1709	0.0346
	NDCG@10	0.1871	0.0433
8-1000-1	NDCG@20	0.2255	0.0550
	Recall@5	0.1313	0.0421
	Recall@10	0.2029	0.0645
	Recall@20	0.2909	0.1011
	NDCG@5	0.1734	0.0365
8-1000-1000-1	NDCG@10	0.1889	0.0447
	NDCG@20	0.2244	0.0564
	Recall@5	0.1266	0.0398
	Recall@10	0.2009	0.0658
	Recall@20	0.2900	0.1011
8-100-100-1	NDCG@5	0.1720	0.0348
	NDCG@10	0.1883	0.0440
	NDCG@20	0.2263	0.0556
	Recall@5	0.1261	0.0393
	Recall@10	0.1973	0.0634
8-100-100-1	Recall@20	0.2902	0.0999
	NDCG@5	0.1697	0.0353
	NDCG@10	0.1850	0.0439
	NDCG@20	0.2246	0.0559

more heterogeneous information (e.g., knowledge graph) as self-supervised signals to improve the representation learning of the model, as well as exploring more effective adaptive mechanisms to balance these various SS-A tasks efficiently.

ACKNOWLEDGMENT

We express gratitude to the anonymous reviewers for their hard work and kind comments. This work is supported by the National Natural Science Foundation of China (No. 61872161, No. 61976102), the Foundation of the Major Project of Science and Technology Innovation 2030 - New Generation of Artificial Intelligence (No. 2021ZD0112500), the Interdisciplinary and integrated innovation of JLU (No. JLUXKJC2020207). Wenqi FAN is supported by NSFC (project no. 62102335), an internal research fund from The Hong Kong Polytechnic University (project no. P0036200 and P0042693), a General Research Fund from the Hong Kong Research Grants Council (Project No.: PolyU 15200021).

REFERENCES

- [1] X. He, L. Liao, H. Zhang, L. Nie, X. Hu, and T.-S. Chua, "Neural collaborative filtering," in *Proceedings of the 26th international conference on world wide web*, 2017.
- [2] W. Fan, Y. Ma, Q. Li, J. Wang, G. Cai, J. Tang, and D. Yin, "A graph neural network framework for social recommendations," *IEEE Transactions on Knowledge and Data Engineering*, 2020.
- [3] X. Zhao, H. Liu, W. Fan, H. Liu, J. Tang, and C. Wang, "Autoloss: Automated loss function search in recommendations," in *Proceedings of the 27th ACM SIGKDD Conference on Knowledge Discovery & Data Mining*, 2021, pp. 3959–3967.
- [4] M. McPherson, L. Smith-Lovin, and J. M. Cook, "Birds of a feather: Homophily in social networks," *Annual review of sociology*, pp. 415–444, 2001.
- [5] Y. Koren, R. Bell, and C. Volinsky, "Matrix factorization techniques for recommender systems," *Computer*, vol. 42, no. 8, pp. 30–37, 2009.
- [6] W. Fan, Y. Ma, D. Yin, J. Wang, J. Tang, and Q. Li, "Deep social collaborative filtering," in *Proceedings of the 13th ACM Conference on Recommender Systems*, 2019, pp. 305–313.
- [7] J. Yu, H. Yin, J. Li, Q. Wang, N. Q. V. Hung, and X. Zhang, "Self-supervised multi-channel hypergraph convolutional network for social recommendation," in *Proceedings of the Web Conference 2021*, 2021.
- [8] M. Jamali and M. Ester, "A matrix factorization technique with trust propagation for recommendation in social networks," in *Proceedings of the fourth ACM conference on Recommender systems*, 2010.
- [9] W. Fan, Y. Ma, Q. Li, Y. He, E. Zhao, J. Tang, and D. Yin, "Graph neural networks for social recommendation," in *The world wide web conference*, 2019, pp. 417–426.
- [10] L. Wu, P. Sun, Y. Fu, R. Hong, X. Wang, and M. Wang, "A neural influence diffusion model for social recommendation," in *Proceedings of the 42nd international ACM SIGIR conference on research and development in information retrieval*, 2019.
- [11] J. Yu, H. Yin, J. Li, M. Gao, Z. Huang, and L. Cui, "Enhance social recommendation with adversarial graph convolutional networks," *IEEE Transactions on Knowledge and Data Engineering*, 2020.
- [12] Y. A. Kim and J. Srivastava, "Impact of social influence in e-commerce decision making," in *Proceedings of the ninth international conference on Electronic commerce*, 2007, pp. 293–302.
- [13] J. Tang, X. Hu, and H. Liu, "Social recommendation: a review," *Social Network Analysis and Mining*, vol. 3, no. 4, pp. 1113–1133, 2013.
- [14] A. R. Benson, D. F. Gleich, and J. Leskovec, "Higher-order organization of complex networks," *Science*, vol. 353, no. 6295, pp. 163–166, 2016.
- [15] R. B. Cialdini and N. J. Goldstein, "Social influence: Compliance and conformity," *Annual review of psychology*, vol. 55, no. 1, pp. 591–621, 2004.
- [16] Y. Tao, M. Gao, J. Yu, Z. Wang, Q. Xiong, and X. Wang, "Predictive and contrastive: Dual-auxiliary learning for recommendation," *arXiv preprint arXiv:2203.03982*, 2022.
- [17] P. Bachman, R. D. Hjelm, and W. Buchwalter, "Learning representations by maximizing mutual information across views," *Advances in neural information processing systems*, vol. 32, 2019.
- [18] X. Zhai, A. Oliver, A. Kolesnikov, and L. Beyer, "S4L: Self-supervised semi-supervised learning," in *Proceedings of the IEEE/CVF International Conference on Computer Vision*, 2019, pp. 1476–1485.
- [19] H. Wang, X. Wang, W. Xiong, M. Yu, X. Guo, S. Chang, and W. Y. Wang, "Self-supervised learning for contextualized extractive summarization," *arXiv preprint arXiv:1906.04466*, 2019.
- [20] J. Yu, H. Yin, X. Xia, T. Chen, J. Li, and Z. Huang, "Self-supervised learning for recommender systems: A survey," *arXiv preprint arXiv:2203.15876*, 2022.
- [21] J. Wu, X. Wang, F. Feng, X. He, L. Chen, J. Lian, and X. Xie, "Self-supervised graph learning for recommendation," in *Proceedings of the 44th International ACM SIGIR Conference on Research and Development in Information Retrieval*, 2021.
- [22] X. Xia, H. Yin, J. Yu, Q. Wang, L. Cui, and X. Zhang, "Self-supervised hypergraph convolutional networks for session-based recommendation," in *Proceedings of the AAAI conference on artificial intelligence*, vol. 35, no. 5, 2021, pp. 4503–4511.
- [23] S. Rendle, C. Freudenthaler, Z. Gantner, and L. Schmidt-Thieme, "Bpr: Bayesian personalized ranking from implicit feedback," *arXiv preprint arXiv:1205.2618*, 2012.
- [24] W. Fan, X. Liu, W. Jin, X. Zhao, J. Tang, and Q. Li, "Graph trend networks for recommendations," *arXiv preprint arXiv:2108.05552*, 2021.
- [25] X. He, K. Deng, X. Wang, Y. Li, Y. Zhang, and M. Wang, "Lightgcn: Simplifying and powering graph convolution network for recommendation," in *Proceedings of the 43rd International ACM SIGIR conference on research and development in Information Retrieval*, 2020.
- [26] W. Fan, Q. Li, and M. Cheng, "Deep modeling of social relations for recommendation," in *Proceedings of the AAAI Conference on Artificial Intelligence*, vol. 32, no. 1, 2018.
- [27] W. Fan, T. Derr, Y. Ma, J. Wang, J. Tang, and Q. Li, "Deep adversarial social recommendation," in *28th International Joint Conference on Artificial Intelligence, IJCAI 2019*, 2019, pp. 1351–1357.
- [28] Z. Peng, W. Huang, M. Luo, Q. Zheng, Y. Rong, T. Xu, and J. Huang, "Graph representation learning via graphical mutual information maximization," in *Proceedings of The Web Conference 2020*, 2020, pp. 259–270.
- [29] J. Qiu, Q. Chen, Y. Dong, J. Zhang, H. Yang, M. Ding, K. Wang, and J. Tang, "Gcc: Graph contrastive coding for graph neural network pre-training," in *Proceedings of the 26th ACM SIGKDD International Conference on Knowledge Discovery & Data Mining*, 2020, pp. 1150–1160.

- [30] K. Sun, Z. Lin, and Z. Zhu, "Multi-stage self-supervised learning for graph convolutional networks on graphs with few labeled nodes," in *Proceedings of the AAAI Conference on Artificial Intelligence*, vol. 34, no. 04, 2020, pp. 5892–5899.
- [31] P. Velickovic, W. Fedus, W. L. Hamilton, P. Liò, Y. Bengio, and R. D. Hjelm, "Deep graph infomax." *ICLR (Poster)*, vol. 2, no. 3, p. 4, 2019.
- [32] A. Sankar, J. Wang, A. Krishnan, and H. Sundaram, "Beyond localized graph neural networks: An attributed motif regularization framework," in *2020 IEEE International Conference on Data Mining (ICDM)*. IEEE, 2020, pp. 472–481.
- [33] D. Hwang, J. Park, S. Kwon, K. Kim, J.-W. Ha, and H. J. Kim, "Self-supervised auxiliary learning with meta-paths for heterogeneous graphs," *Advances in Neural Information Processing Systems*, vol. 33, pp. 10 294–10 305, 2020.
- [34] L. Wu, H. Lin, C. Tan, Z. Gao, and S. Z. Li, "Self-supervised learning on graphs: Contrastive, generative, or predictive," *IEEE Transactions on Knowledge and Data Engineering*, 2021.
- [35] W. Jin, T. Derr, H. Liu, Y. Wang, S. Wang, Z. Liu, and J. Tang, "Self-supervised learning on graphs: Deep insights and new direction," *arXiv preprint arXiv:2006.10141*, 2020.
- [36] H. Liu, H. Lin, W. Fan, Y. Ren, B. Xu, X. Zhang, D. Wen, N. Zhao, Y. Lin, and L. Yang, "Self-supervised learning for fair recommender systems," *Applied Soft Computing*, p. 109126, 2022.
- [37] A. Jaiswal, A. R. Babu, M. Z. Zadeh, D. Banerjee, and F. Makedon, "A survey on contrastive self-supervised learning," *Technologies*, vol. 9, no. 1, p. 2, 2020.
- [38] J. Devlin, M.-W. Chang, K. Lee, and K. Toutanova, "Bert: Pre-training of deep bidirectional transformers for language understanding," *arXiv preprint arXiv:1810.04805*, 2018.
- [39] M. Joshi, D. Chen, Y. Liu, D. S. Weld, L. Zettlemoyer, and O. Levy, "Spanbert: Improving pre-training by representing and predicting spans," *Transactions of the Association for Computational Linguistics*, vol. 8, pp. 64–77, 2020.
- [40] A. Conneau and G. Lample, "Cross-lingual language model pretraining," *Advances in neural information processing systems*, vol. 32, 2019.
- [41] K. Song, X. Tan, T. Qin, J. Lu, and T.-Y. Liu, "Mass: Masked sequence to sequence pre-training for language generation," *arXiv preprint arXiv:1905.02450*, 2019.
- [42] J. Yu, H. Yin, M. Gao, X. Xia, X. Zhang, and N. Q. Viet Hung, "Socially-aware self-supervised tri-training for recommendation," in *Proceedings of the 27th ACM SIGKDD Conference on Knowledge Discovery & Data Mining*, 2021, pp. 2084–2092.
- [43] C. Finn, P. Abbeel, and S. Levine, "Model-agnostic meta-learning for fast adaptation of deep networks," in *International conference on machine learning*. PMLR, 2017, pp. 1126–1135.
- [44] E. D. Cubuk, B. Zoph, D. Mane, V. Vasudevan, and Q. V. Le, "Autoaugment: Learning augmentation policies from data," *arXiv preprint arXiv:1805.09501*, 2018.
- [45] I. Bello, B. Zoph, V. Vasudevan, and Q. V. Le, "Neural optimizer search with reinforcement learning," in *International Conference on Machine Learning*. PMLR, 2017, pp. 459–468.
- [46] J. Chen, H. Dong, Y. Qiu, X. He, X. Xin, L. Chen, G. Lin, and K. Yang, "Autodebias: Learning to debias for recommendation," in *Proceedings of the 44th International ACM SIGIR Conference on Research and Development in Information Retrieval*, 2021, pp. 21–30.
- [47] H. Lee, J. Im, S. Jang, H. Cho, and S. Chung, "Melu: Meta-learned user preference estimator for cold-start recommendation," in *Proceedings of the 25th ACM SIGKDD International Conference on Knowledge Discovery & Data Mining*, 2019, pp. 1073–1082.
- [48] H. Bharadhwaj, "Meta-learning for user cold-start recommendation," in *2019 International Joint Conference on Neural Networks (IJCNN)*. IEEE, 2019, pp. 1–8.
- [49] Y. Chen, B. Chen, X. He, C. Gao, Y. Li, J.-G. Lou, and Y. Wang, "λopt: Learn to regularize recommender models in finer levels," in *Proceedings of the 25th ACM SIGKDD International Conference on Knowledge Discovery & Data Mining*, 2019, pp. 978–986.
- [50] Y. Zhang, F. Feng, C. Wang, X. He, M. Wang, Y. Li, and Y. Zhang, "How to retrain recommender system? a sequential meta-learning method," in *Proceedings of the 43rd International ACM SIGIR Conference on Research and Development in Information Retrieval*, 2020, pp. 1479–1488.
- [51] X. Wang, X. He, M. Wang, F. Feng, and T.-S. Chua, "Neural graph collaborative filtering," in *Proceedings of the 42nd international ACM SIGIR conference on Research and development in Information Retrieval*, 2019.
- [52] R. Milo, S. Shen-Orr, S. Itzkovitz, N. Kashtan, D. Chklovskii, and U. Alon, "Network motifs: simple building blocks of complex networks," *Science*, 2002.
- [53] M. Newman, *Networks*. Oxford university press, 2018.
- [54] C. Shi, Y. Li, J. Zhang, Y. Sun, and S. Y. Philip, "A survey of heterogeneous information network analysis," *IEEE Transactions on Knowledge and Data Engineering*, 2016.
- [55] H. Wang, H. Zhao, and B. Li, "Bridging multi-task learning and meta-learning: Towards efficient training and effective adaptation," in *International Conference on Machine Learning*. PMLR, 2021, pp. 10 991–11 002.
- [56] L. Franceschi, P. Frasconi, S. Salzo, R. Grazzi, and M. Pontil, "Bilevel programming for hyperparameter optimization and meta-learning," in *International Conference on Machine Learning*. PMLR, 2018, pp. 1568–1577.
- [57] J. Shu, Q. Xie, L. Yi, Q. Zhao, S. Zhou, Z. Xu, and D. Meng, "Meta-weight-net: Learning an explicit mapping for sample weighting," *Advances in neural information processing systems*, vol. 32, 2019.
- [58] I. Cantador, A. Bellogín, and D. Vallet, "Content-based recommendation in social tagging systems," in *Proceedings of the fourth ACM conference on Recommender systems*, 2010.
- [59] J. Tang, H. Gao, and H. Liu, "mtrust: Discerning multi-faceted trust in a connected world," in *Proceedings of the fifth ACM international conference on Web search and data mining*, 2012, pp. 93–102.
- [60] Y. Lu, Y. Fang, and C. Shi, "Meta-learning on heterogeneous information networks for cold-start recommendation," in *Proceedings of the 26th ACM SIGKDD International Conference on Knowledge Discovery & Data Mining*, 2020, pp. 1563–1573.