

# Multi-Agents Based on Large Language Models for Knowledge-based Visual Question Answering

Zhongjian Hu<sup>1,2</sup>, Peng Yang<sup>1,2\*</sup>, Bing Li<sup>1,2</sup>, Zhenqi Wang<sup>1,2</sup>

<sup>1</sup>School of Computer Science and Engineering, Southeast University, Nanjing, China.

<sup>2</sup>Key Laboratory of Computer Network and Information Integration (Southeast University), Ministry of Education, China.

\*Corresponding author(s). E-mail(s): [pengyang@seu.edu.cn](mailto:pengyang@seu.edu.cn);

Contributing authors: [huzj@seu.edu.cn](mailto:huzj@seu.edu.cn); [libing@seu.edu.cn](mailto:libing@seu.edu.cn); [zhenqiwang@seu.edu.cn](mailto:zhenqiwang@seu.edu.cn);

## Abstract

Large Language Models (LLMs) have achieved impressive results in knowledge-based Visual Question Answering (VQA). However existing methods still have challenges: the inability to use external tools autonomously, and the inability to work in teams. Humans tend to know whether they need to use external tools when they encounter a new question, e.g., they tend to be able to give a direct answer to a familiar question, whereas they tend to use tools such as search engines when they encounter an unfamiliar question. In addition, humans also tend to collaborate and discuss with others to get better answers. Inspired by this, we propose the multi-agent voting framework. We design three LLM-based agents that simulate different levels of staff in a team, and assign the available tools according to the levels. Each agent provides the corresponding answer, and finally all the answers provided by the agents are voted to get the final answer. Experiments on OK-VQA and A-OKVQA show that our approach outperforms other baselines by 2.2 and 1.0, respectively.

**Keywords:** Large language models, Visual question answering, LLM-based agents, Knowledge-based visual question answering

## 1 Introduction

Knowledge-based Visual Question Answering (VQA) places higher demands on the VQA task, requiring not only understanding of the image information but also external knowledge. Recently, Large Language Models (LLMs) have been used for knowledge-based VQA with encouraging results due to their robust capabilities.

PICa [1] introduces in-context learning for knowledge-based VQA. A captioning model is employed to transform the image into the caption, and the VQA triplet *Image-Question-Answer* into

the *Context-Question-Answer* triplet, thus unifying the input into text and making it comprehensible to GPT-3. *Context* refers to the caption. However PICa still has challenges: the caption may not cover all the information in the image, and the accuracy of the prediction is difficult to guarantee in case of insufficient input information. Prophet [2] inspires the LLM with a vanilla VQA model. It uses the vanilla VQA model to generate candidate answers and adds them into the prompt, expanding PICa triplet *Context-Question-Answer* into a quadruple *Context-Question-Candidates-Answer*. This further enriches the input information and

therefore achieves better results. However Prophet is not able to invoke external tools autonomously and still relies on a single LLM as the inference engine, and therefore is not capable of teamwork.

In the case of humans, they are often able to make their own judgements about how to answer a question and whether they need to use external tools. If faced with a familiar question, the answer can often be given directly, whereas if faced with an unfamiliar question the external tools such as search engines are required. In addition, humans can work in teams to get better answers.

Inspired by this, we propose a Multi-Agents Voting framework based on Large language models (MAVL). The framework consists of three different levels of agents. Each agent includes the planner and tools. The planner allows the agent to autonomously plan actions and invoke tools. The tools include: Tool\_1) generating candidate answers using the vanilla VQA model; Tool\_2) retrieving knowledge using the Knowledge Bases (KBs); Tool\_3) generating knowledge using the LLM. The junior agent can use Tool\_1, the senior agent can use Tool\_1 and Tool\_2, and the manager agent can use Tool\_1, Tool\_2 and Tool\_3. For a task input, the agent will first plan the executable actions through the planner, and then call the corresponding tools to execute according to the plan. Each agent provides an answer and then all agents vote for the final answer. The reason we have three different levels of agents is because the composition of staff in real teams tends to be different as well.

To our knowledge, this is the first attempt of the multi-agents concept in knowledge-based VQA. The agent elements including planner, tools, etc. are designed by us. The planner we designed enables the agent to call the tools autonomously, and the tools we designed extends the capabilities for the agent. We also design a voting strategy that allows all agents to vote cooperatively to give the final answer. The main contributions are as follows:

- a. We propose a multi-agent framework that consists of different levels of agents, each with a different available number of tools. All agents vote to get the final answer.
- b. We design the planners for the agents, and each planner enables the agent to autonomously

generate the action plan and call the corresponding tools to complete the plan.

- c. We design different tools for each agent, so that the agent can have more capabilities, such as reference answers, knowledge of the KBs, knowledge of LLM.
- d. Experiments on OK-VQA and A-OKVQA show that our method outperforms the existing baselines.

## 2 Related Work

### 2.1 Visual Question Answering

VQA tasks are multimodal tasks that have attracted widespread attention. VQA involves the interdisciplinary study of computer vision [3, 4] and natural language processing [5]. Recent VQA studies can be broadly classified into several categories: good visual features [6, 7], advanced model structure [8, 9], and efficient learning paradigms [10–12]. Most of the state-of-the-art approaches use the Transformer structure [13].

### 2.2 Knowledge-based VQA

Early knowledge-based VQA benchmarks also provide KBs. Benchmarks with open-domain knowledge are later established [14, 15], meaning that any external knowledge can be used to answer questions. Recently, with the rapid development of LLMs, researchers have adopted LLMs for knowledge-based VQA and achieved impressive results. PICa [16] employs the GPT-3 for knowledge-based VQA. They adopt a captioning model to convert images into captions, thus unifying the VQA task into textual form. VQA triplet are converted by PICa to *Context-Question-Answer*. Prophet [17] adopts a vanilla VQA model to inspire GPT-3, expanding PICa triplet to a quadruple *Context-Question-Candidates-Answer*.

### 2.3 LLM-based Agents

Wang et al [18] provide an overview of LLM-based agents, proposing a unified framework that summarises most existing works. Li et al [19] propose a communicative agent framework that aims to guide chatting agents through initial prompts. Qian et al [20] present a virtual software development company CHATDEV, which incorporates agents from different social identities. Crispino et

al [21] propose a guided agent, thereby improving the language comprehension and reasoning abilities under zero-shot conditions. Inspired by previous works, we propose a multi-agents framework for knowledge-based VQA. The framework contains multiple agents with different levels to simulate different roles in a team so that tasks can be accomplished through cooperation.

### 3 Preliminaries

In-context learning is a new paradigm for LLMs. Given the input  $x$ , its goal  $y$  is inferred conditioned on the prompt  $\rho(h, \epsilon, x)$ , at each decoding step  $s$ :

$$y^s = \arg \max_{y^s} p_{\text{LLM}}(y^s \mid \rho(h, \epsilon, x), y^{<s}) \quad (1)$$

where  $h$  denotes the prompt head, and  $\epsilon = \{(x_1, y_1), \dots, (x_n, y_n)\}$  denotes the in-context examples. PICa is one of the first studies to use in-context learning for knowledge-based VQA. PICa converts the image into caption, thus making the VQA task into text form so that it can be understood by LLMs. The VQA triplet *Image-Question-Answer* is turned into *Context-Question-Answer* and *Context* denotes the caption. The PICa prompt is formatted as follows:

<p><b>Prompt head</b></p> <p>Please answer the question according to the above context.</p>
<p><b>In-context examples</b></p> <p>Context: <math>c_i</math> \n Question: <math>q_i</math> \n Answer: <math>a_i</math></p>
<p><b>Test input</b></p> <p>Context: <math>c</math> \n Question: <math>q</math> \n Answer:</p>

Prophet further enriches the PICa prompt with the vanilla VQA model. The triplet *Context-Question-Answer* is extended to a quadruple *Context-Question-Candidates-Answer*. Similarly, the prompt can be extended to *Context-Question-Knowledge-Answer* by injecting knowledge. We show some prompts in Figure 1 for understanding.

### 4 Methodology

Figure 2 illustrates the proposed multi-agents framework, which includes multiple agents. The multi-agents framework includes three different

#### Prompt (Context-Question-Answer)

<p>Please answer the question according to the context.</p> <p>=====</p> <p><b>Context:</b> Two elephants holding tails walking down a city street.</p> <p><b>Question:</b> What is out of place in this picture?</p> <p><b>Answer:</b> elephant</p> <p>====</p> <p><b>Context:</b> A close up of an elephant standing behind a cement wall.</p> <p><b>Question:</b> What item in the picture is purported to have a great memory?</p> <p><b>Answer:</b> elephant</p> <p>=====</p> <p><b>Context:</b> A small statue of an elephant is on a table.</p> <p><b>Question:</b> Why animal is this artifact modeled on?</p> <p><b>Answer:</b></p>
--

(a)

#### Prompt (Context-Question-Candidates-Answer)

<p>Please answer the question according to the context and candidate answers.</p> <p>=====</p> <p><b>Context:</b> Two elephants holding tails walking down a city street.</p> <p><b>Question:</b> What is out of place in this picture?</p> <p><b>Candidates:</b> elephant(0.99), dumbo(0.01), grey(0.01), animal(0.01), man(0.01)</p> <p><b>Answer:</b> elephant</p> <p>====</p> <p><b>Context:</b> A close up of an elephant standing behind a cement wall.</p> <p><b>Question:</b> What item in the picture is purported to have a great memory?</p> <p><b>Candidates:</b> elephant(0.99), trunk(0.70), dumbo(0.09), brain(0.08), tusk(0.03)</p> <p><b>Answer:</b> elephant</p> <p>=====</p> <p><b>Context:</b> A small statue of an elephant is on a table.</p> <p><b>Question:</b> Why animal is this artifact modeled on?</p> <p><b>Candidates:</b> elephant(0.99), dumbo(0.01), cow(0.01), horse(0.01), bear(0.01)</p> <p><b>Answer:</b></p>
---

(b)

**Fig. 1** For better visualisation, we show the prompts containing two in-context examples. The entire prompt consists of three parts: the prompt head, the in-context examples, and the test input. The difference between the test input and the in-context example is that the answer is left blank. The first is a prompt that contains *Context-Question-Answer*. The second adds candidate answers to the prompt and expands it to *Context-Question-Candidates-Answer*.

agents, Junior, Senior and Manager. Different numbers of tools are available for different agents.

## 4.1 Agent

Before we introduce the multi-agents framework, we will show a single agent. Figure 3 shows an overview of the single agent. The agent consists of two main contributions: the planner and the tools.

For a task input, we first select the in-context examples for it and construct the prompt  $\rho[(h, \epsilon(c_i, q_i, a_i), (c, q))]$ , where  $h$  denotes the prompt head,  $c_i, q_i, a_i$  denotes the in-context examples, and  $c, q$  denotes the test input. We follow the Prophet [2] for the selection of in-context examples. We input the initial prompt into the planner.

$$\Phi = \text{Planner}(\rho[(h, \epsilon(c_i, q_i, a_i), (c, q))]) \quad (2)$$

where  $\Phi$  represents the plan. The plan  $\Phi$  is any combination of three executable actions:  $A_1, A_2, A_3$  i.e. Action\_1, Action\_2, Action\_3. The three actions are executed using the corresponding three tools, i.e., Action\_1 is executed using Tool\_1, Action\_2 is executed using Tool\_2, and Action\_3 is executed using Tool\_3. Next the action plan will be executed.

$$\rho_f = \text{Execute}(\Phi \in \{A_1, A_2, A_3\}) \quad (3)$$

where  $\rho_f$  represents the prompt obtained after completing the actions. Next  $\rho_f$  is fed into the LLM to predict the result.

$$P = \text{LLM}_{inferred}(\rho_f[h, \epsilon, x]) \quad (4)$$

where  $P$  represents the prediction.

### 4.1.1 Tools

Previous studies have demonstrated the effectiveness of candidate answers. In addition, we have added two knowledge tools: one for retrieving knowledge from the KBs and the other for generating knowledge through LLM. The reason for designing two knowledge tools is that the knowledge of KBs is limited and it may not be possible to retrieve all the required knowledge, and generating knowledge through LLM can play a complementary role. That is, knowledge that cannot

be retrieved from the KBs can be complemented by generating via LLM. We demonstrate the three tools. The Tool\_1 is to use the vanilla VQA model to generate candidate answers, the Tool\_2 is to retrieve knowledge from the KBs and the Tool\_3 is to generate knowledge using LLM. Figure 4 shows an overview of the tools.

**Tool\_1 (Candidate generator).** The candidates are the top- $M$  answers selected from the answers generated by the vanilla VQA model. Define  $Z = \{z_i\}_{i=1}^L$  as the answer vocabulary and  $y$  as the prediction vector. We take the top- $M$  answers as candidate answers.

$$\mathcal{I}_C = \arg \text{Top-}My_j \quad (5)$$

$$j \in \{1, 2, \dots, L\}$$

where  $\mathcal{I}_C$  denotes the index set of candidate answers. Candidate answers  $\mathcal{C}$  can be defined as:

$$\mathcal{C} = \{(z_i, y_i) \mid i \in \mathcal{I}_C\} \quad (6)$$

where  $z_i$  and  $y_i$  denote the candidate answer and its confidence score, respectively. After obtaining candidate answers, we add the candidates to the prompt, thus expanding the structure of the prompt from *Context-Question-Answer* to *Context-Question-Candidates-Answer*.

**Tool\_2 (KBs retriever).** Retrieval from KBs is a common knowledge enhancement method. We retrieve relevant knowledge  $\mathcal{K}_B$  from the KBs. We refer to the knowledge retrieved from the KBs as KBs\_knowledge for clarification.

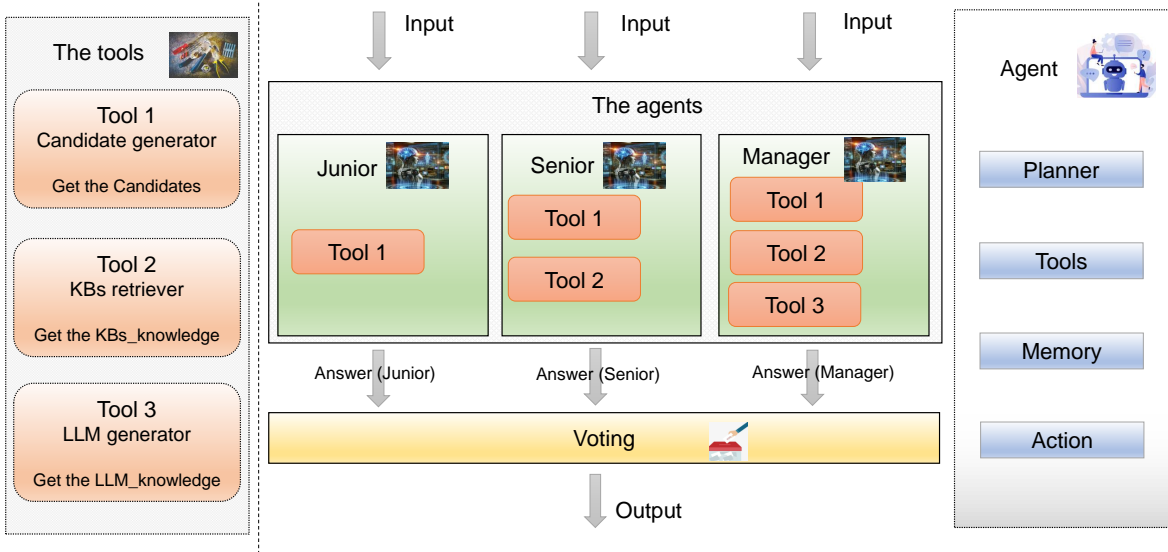
We add the KBs\_knowledge to the prompt, thus expanding the structure of the prompt from *Context-Question-Answer* to *Context-Question-KBs\_knowledge-Answer*.

**Tool\_3 (LLM generator).**

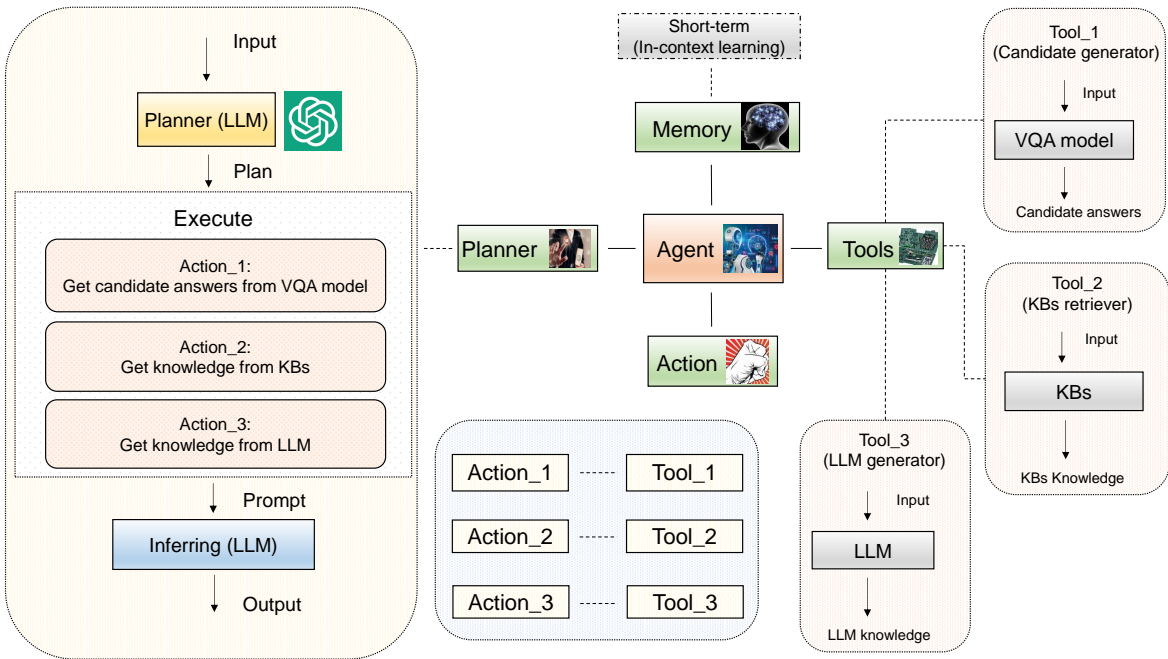
In addition to retrieving knowledge from the KBs, we propose a novel approach as a complementary approach, i.e., the use of LLM to generate knowledge. For clarification, we refer to the LLM for knowledge generation as KLLM, and we denote the knowledge generated using LLM as LLM\_Knowledge.

We generate knowledge by prompting KLLM. Define the input as  $x$  and the target as  $y$ .

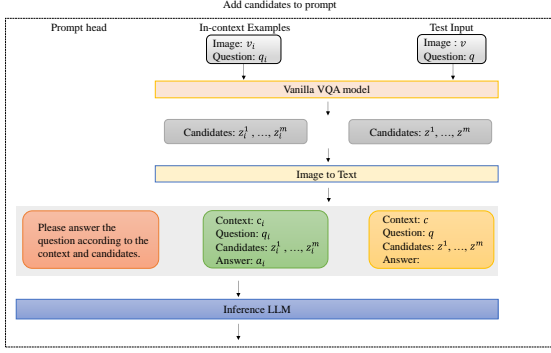
$$y = \text{KLLM}(\rho\{h, \epsilon, x\}) \quad (7)$$



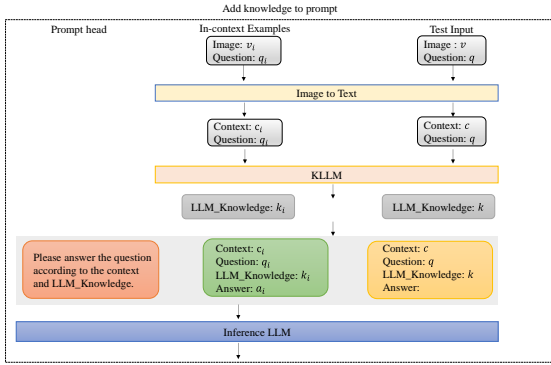
**Fig. 2** Overview of multi-agents. The framework contains three agents: Junior, Senior and Manager. Junior can use tool 1, Senior can use tool 1 and tool 2, and Manager can use tool 1, tool 2, and tool 3. For a task input, each agent gives the corresponding answer. The final answer is then obtained by voting. An overview of agent can be seen in Figure 3.



**Fig. 3** Overview of the agent. The agent mainly contains the planner and the tools. The action plan is obtained through the planner and then the tools are invoked to execute the plan. The planner is based on the LLM implementation and will plan the corresponding execution plan for each task input. There are three tools: the vanilla VQA model for generating candidate answers, the KBs retriever for retrieving knowledge, and the LLM generator for generating knowledge.



(a) Tool 1 adopts a vanilla VQA model to generate candidate answers and adds them to the prompt.



(b) Tool 3 uses an LLM to generate knowledge and adds it to the prompt. Tool 2 is similar to Tool 3 except that knowledge is retrieved from KBs.

**Fig. 4** Overview of the tools. Tool 1 adopts a vanilla VQA model to generate candidate answers and adds them to the prompt. Tool 2 retrieves knowledge from the KBs and adds it to the prompt. Tool 3 uses an LLM to generate knowledge and adds it to the prompt.

where  $h$  denotes the prompt head and  $\epsilon$  denotes the in-context examples. The format of this in-context example is as follows:

Context:  $c_i$  \n Question:  $q_i$  \n  
LLM\_Knowledge:  $k_i$

We prompt the LLM for generating background knowledge. Several in-context examples are handpicked to construct the prompt. Figure 5 shows a sample of the prompt.

After obtaining LLM\_Knowledge, we add it to the prompt, thus expanding the structure of the prompt from *Context-Question-Answer* to *Context-Question-LLM\_Knowledge-Answer*.

Please generate the background knowledge based on the key words in the context and question.  
=====

**Context:** A snowboarder making a run down a powdery slope on a sunny day.  
**Question:** What is this man on?  
**LLM\_Knowledge:** A snowboarder is a person who rides a snowboard. Snowboarding is a winter sport that involves riding down a snow-covered slope on a snowboard. xxxxxx A powdery slope is a snow-covered slope that is covered in powder, or loose snow. Powdery slopes are often found in ski resorts, where skiers and snowboarders can ride down them. xxxxxx A sunny day is a day with clear skies and bright sunshine. Sunny days are often associated with warm weather, and are a common sight in the summer. xxxxxx

=====

**Context:** A man riding skis down a snow covered slope.  
**Question:** What type of terrain is this sport practiced in?  
**LLM\_Knowledge:**

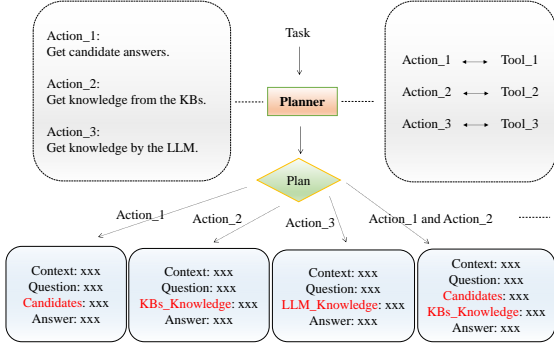
**Fig. 5** We prompt the LLM for generating background knowledge. The prompt contains the triplet format (*Context-Question-LLM.knowledge*). The prompt includes in-context examples for in-context learning. The final input leaves LLM.knowledge blank to allow LLM to generate it.

#### 4.1.2 Planner

The planner makes the work of the framework more flexible, and can decide whether to invoke the corresponding tools as needed. The motivation for designing the planner is: when we humans face a problem, we will know if we need to resort to additional tools such as search engines. If we are familiar with the problem, we can give the answer directly; if we are not, we need to use tools such as search engines. The planner can generate plans based on different task inputs. The plan can be any combination of the three actions: Action\_1 is to get candidate answers by VQA model; Action\_2 is to get knowledge from KBs; Action\_3 is to get knowledge from LLM.

The planner is based on the LLM implementation. Figure 6 shows the overview of the planner. The agent contains three roles: Manager, Senior and Junior. The scope of the plan depends on the role of the agent. Over here, we take the example





(a) For each task input, the planner gives the corresponding plan. The scope of plan is different for different agents. For example, Junior agent can only plan Action\_1, while Manager agent can plan any combination of Action\_1, Action\_2, and Action\_3. Different prompts will be constructed after completing different actions.

```

You are manager planner. Please provide the actions for the given task.
===
The actions should be in [Action_1, Action_2, Action_3].
Action_1 is that you need to refer candidate answers to answer questions.
Action_2 is that you need retrieve knowledge from KBs to answer questions.
Action_3 is that you need more knowledge to answer questions.
===
task: {task}
the response should be like this: Action_1, Action_2, Action_3

```

(b) We show the prompt for the planner. The agent contains three roles: Manager, Senior and Junior. Over here, we take the example of Manager, which can use all three tools, i.e., the scope of the plan includes all three actions. If it is Senior then the scope of the plan includes Action\_1 and Action\_2 and if it is Junior then the scope of the plan is limited to Action\_1.

**Fig. 6** Overview of the planner.

of Manager, which can use all three tools, i.e., the scope of the plan includes all three actions. If it is Senior then the scope of the plan includes Action\_1 and Action\_2 and if it is Junior then the scope of the plan is limited to Action\_1. By doing so, we limit the capabilities of different levels of agents.

## 4.2 Multi-agents

Our framework is a multi-agents voting framework to determine the final answer (Figure 2). We design it this way because team discussions can often have an advantage over individuals. We design different agents to simulate the reality by designing different levels to differentiate the abilities of different agents (Junior, Senior and Manager).

In Figure 6, we have shown prompt of Manager. For Senior as well as Junior it is similar, we have limited the actions that can be performed

and thus the tools that can be used depending on each level. For Junior, we limit the actions it can perform to Action\_1, for Senior, we limit the actions it can perform to Action\_1, Action\_2, and for Manager, we allow it to perform three actions. Since each action corresponds to a tool that can be used, the tools that can be used by the three agents are: Junior (Tool\_1), Senior (Tool\_1, Tool\_2), and Manager (Tool\_1, Tool\_2, Tool\_3).

Define Junior, Senior, and Manager to produce answers  $\mathcal{A}_J$ ,  $\mathcal{A}_S$ , and  $\mathcal{A}_M$ , respectively. We determine the final answer by voting. We are setting a different number of votes for each agent based on level, the higher the level the more votes.

$$\mathcal{A}_F = \text{Voting}(\mathcal{A}_J[w_1], \mathcal{A}_S[w_2], \mathcal{A}_M[w_3]) \quad (8)$$

where  $\mathcal{A}_F$  denotes the final answer after voting,  $w_1$ ,  $w_2$ , and  $w_3$  correspond to the number of votes for  $\mathcal{A}_J$ ,  $\mathcal{A}_S$ , and  $\mathcal{A}_M$ , respectively. We assign different numbers of votes to the answers generated by different agents, e.g., Junior is assigned 2 votes, Senior is assigned 3 votes, and Manager is assigned 4 votes, and the one with the most votes is selected as the final answer. Algorithm 1 shows the workflow of multi-agents.

## 5 Experiments

### 5.1 Datasets and Baselines

Both OK-VQA [14] and A-OKVQA [15] are widely known knowledge-based VQA datasets. OK-VQA contains about 9K and 5K for training and test sets. Each sample is annotated with 10 answers. A-OKVQA contains about 17K training set, 1K validation set and 7K test set. Since the test set of A-OKVQA has limitations on submissions, we choose to evaluate direct answer on the validation set to facilitate the experiments. For evaluation metrics, a generated answer is considered 100% accurate if at least 3 humans annotated that correct answer.

The baselines include: methods with external knowledge resources, methods with GPT-3, methods with other multimodal models.

- Methods with external knowledge resources: MUTAN [22], Mucko [23], ConceptBert [24], ViLBERT [25], KRISP [26], MAVEx [27], Visual Retriever-Reader [28], TRiG [29], Unifer [30].

---

**Algorithm 1** The general workflow of multi-agents.

---

**Input:**

- 1: The original input  $P_0$

**Output:**

- 2: The output  $A_f$
  - 3: Denote the Junior agent, Senior agent, Manager agent as  $J_A, S_A, M_A$ . Denote the Action.1, Action.2, Action.3 as  $A_1, A_2, A_3$ . Denote the Tool.1, Tool.2, Tool.3 as  $T_1, T_2, T_3$ .
  - 4: **for**  $G_T$  in  $J_A, S_A, M_A$  **do**
  - 5:    $p_a = G_T(P_0)$  # Get the plan  $p_a$  through planner of  $G_T$ .
  - 6:   **if**  $A_1$  in  $p_a$  **then**
  - 7:      $P_1 = T_1(P_0)$  # Execute  $T_1$
  - 8:      $P_f = P_1$
  - 9:   **end if**
  - 10:   **if**  $A_2$  in  $p_a$  **then**
  - 11:      $P_2 = T_2(P_f)$  # Execute  $T_2$
  - 12:      $P_f = P_2$
  - 13:   **end if**
  - 14:   **if**  $A_3$  in  $p_a$  **then**
  - 15:      $P_3 = T_3(P_f)$  # Execute  $T_3$
  - 16:      $P_f = P_3$
  - 17:   **end if**
  - 18:    $A(G_T) = \text{LLM}(P_f)$  # Prompting the LLM to predict the answer.
  - 19: **end for**
  - 20:  $A_f = \text{Voting}(A_J, A_S, A_M)$  # Vote on all answers for the final answer.
- 

- Methods with other multimodal models: Clip-Cap [31], LXMERT [32], GPV-2 [33], VLC-BERT [34], Unified-IO [35], Pythia [36].
- Methods with GPT-3: PICa [37], KAT [38], Prophet [39], PromptCap [40].

Most of the current state-of-the-art methods are based on LLMs such as GPT-3. PICa pioneers the use of GPT-3 in-context learning for knowledge-based VQA. KAT further improves on PICa by introducing a knowledge source and optimising several components. Prophet achieves further enhancements by using a vanilla VQA model to inspire GPT-3. PromptCap introduces the questions when performing image caption conversion, resulting in more effective caption information. These LLM-based methods achieve the best results in all baselines.

## 5.2 Implementation

We follow PICa and adopt the OSCAR+ [41] as captioning model. We follow Prophet and adopt the MCAN [42] as vanilla VQA model. We follow the Prophet for the selection of in-context examples. We adopt Wikipedia [43] as the KBs. Taking into account hardware and funds considerations, we choose the LLaMA2 7B [44] as LLMs. LLaMA is a free LLM with excellent capability in open LLMs. The 7B version requires only a single *Tesla V100* GPU, which is affordable for most researchers. Considering the context length limit, the number of in-context examples is set to 8 by default and the number of candidate answers is set to 5 by default. We replace the GPT-3 of Prophet with LLaMA for a fair comparison. For PromptCap, we first use the caption conversion method of PromptCap and then run it based on Prophet.

## 5.3 Results

Tables 1 and 2 show the results. On the OK-VQA and A-OKVQA datasets, our method outperforms other baselines by more than 2.2 and 1.0, respectively.

On the OK-VQA, LLM-based methods such as PICa, Prophet and PromptCap tend to obtain better results than other non-LLM-based methods. In recent years, due to the rapid development of LLMs, which have shown strong capabilities, methods based on LLMs tend to outperform previous baselines. PromptCap achieves the best results of all baselines. This is because we enhance PromptCap by changing the in-context learning phase of PromptCap to be based on Prophet, thus combining the advantages of PromptCap and Prophet. Our method also belongs to the LLM-based methods and outperforms all baselines including PromptCap and Prophet. Our approach is a novel multi-agents framework that contains multiple agents of different levels, thus extending the capabilities of LLMs. In contrast to previous LLM-based approaches, our approach employs LLM-based multi-agents. Our framework has the ability to invoke tools autonomously and can generate answers through collaborative voting, which are not available in previous approaches. Similarly, for the A-OKVQA, our method again achieves the best results.



**Table 1** Results on OK-VQA

Method	Acc
MUTAN+AN	27.8
Mucko	29.2
ConceptBert	33.7
KRISP	38.9
MAVEx	39.4
Visual Retriever-Reader	39.2
VLC-BERT	43.1
TRiG	49.4
UnifER	42.1
PICa-Base (Caption)	42.0
PICa-Base (Caption+Tags)	43.3
PICa-Full (Caption)	46.9
PICa-Full (Caption+Tags)	48.0
KAT	53.1
Prophet-LLaMA	52.8
PromptCap-LLaMA	53.4
Ours	<b>55.6</b>

**Table 2** Results on A-OKVQA

Method	Val	Test
Pythia	25.2	21.9
ClipCap	30.9	25.9
ViLBERT	30.6	25.9
LXMERT	30.7	25.9
KRISP	33.7	27.1
VLC-BERT	-	38.1
GPV-2	48.6	40.7
Unified-IO	-	45.2
Prophet-LLaMA	51.2	48.0
PromptCap-LLaMA	-	48.1
Ours	<b>53.8</b>	<b>49.1</b>

## 5.4 Ablation Study

Table 3 demonstrates the results of the ablation study.  $\times$  (*Multi-agents*) indicates that multi-agents are excluded,  $\times$  (*Tools*) indicates that tools are excluded, and  $\times$  (*Planners*) indicates that planners are excluded.

We note that model performance decreases if multi-agents are removed. This shows that the multi-agents voting mechanism helps to improve the model performance. The multi-agents mechanism gives the framework the ability to collaborate by having different levels of agents vote for the final answer. The model performance decreases if the tools are removed. This shows that tools help to improve the model performance. Agents can extend their capabilities by using different tools. The model performance decreases if the planners are removed. This shows that the planners help to improve model performance. The planner gives

**Table 3** Ablation study

Method	OK-VQA	A-OKVQA
Ours	<b>55.6</b>	<b>53.8</b>
$\times$ (Multi-agents)	53.8	51.8
$\times$ (Tools)	54.4	52.3
$\times$ (Planners)	54.7	52.8
$\times$ (All)	52.4	51.1

the agent the ability to make autonomous decisions and can plan actions more flexibly. The performance degradation is most pronounced when all components are removed.

## 5.5 Parameter Sensitivity Study

### 5.5.1 Analysis of performance variations of different agents

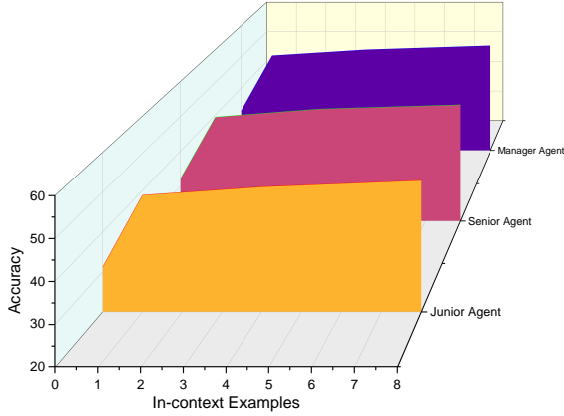
Figure 7 shows the performance variations of the three agents with the number of in-context examples. Overall, the performance improvement is positively correlated with the increase in the number of in-context examples.

Similar performance variations are observed on both datasets. The performance of each agent improves with the increase of in-context examples. Specifically, the performance is lowest when the number of in-context examples is 0, i.e., the 0-shot scenario. When the number of in-context examples is 1, a significant performance improvement can be observed with in-context examples. After the number of in-context examples exceeds 4, the performance improvement is no longer significant. When the number of in-context examples is 8, the performance reaches the highest and stabilises.

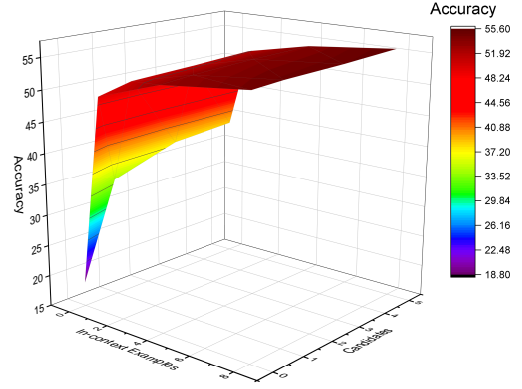
### 5.5.2 Effect of different parameter settings on multi-agents framework

Figure 8 shows the effect of different parameter settings on multi-agents framework. We show how the performance of the multi-agents framework varies with the number of in-context examples and the number of candidate answers.

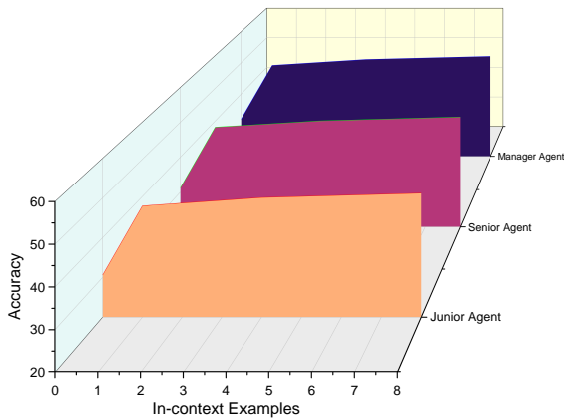
Similar variations are observed on both datasets. Overall, performance improves as the number of in-context examples or the number of candidate answers increases. Specifically, performance is lowest when both the number of in-context examples and the number of candidate answers are 0. And when the number of in-context



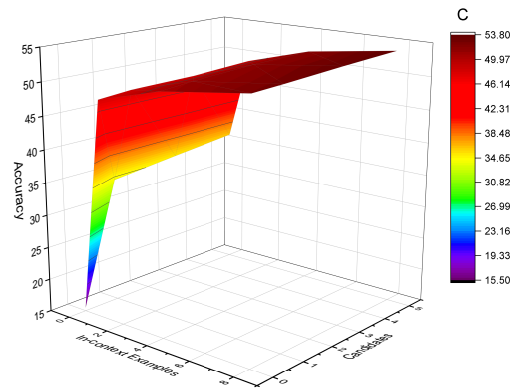
(a) OK-VQA



(a) OK-VQA



(b) A-OKVQA



(b) A-OKVQA

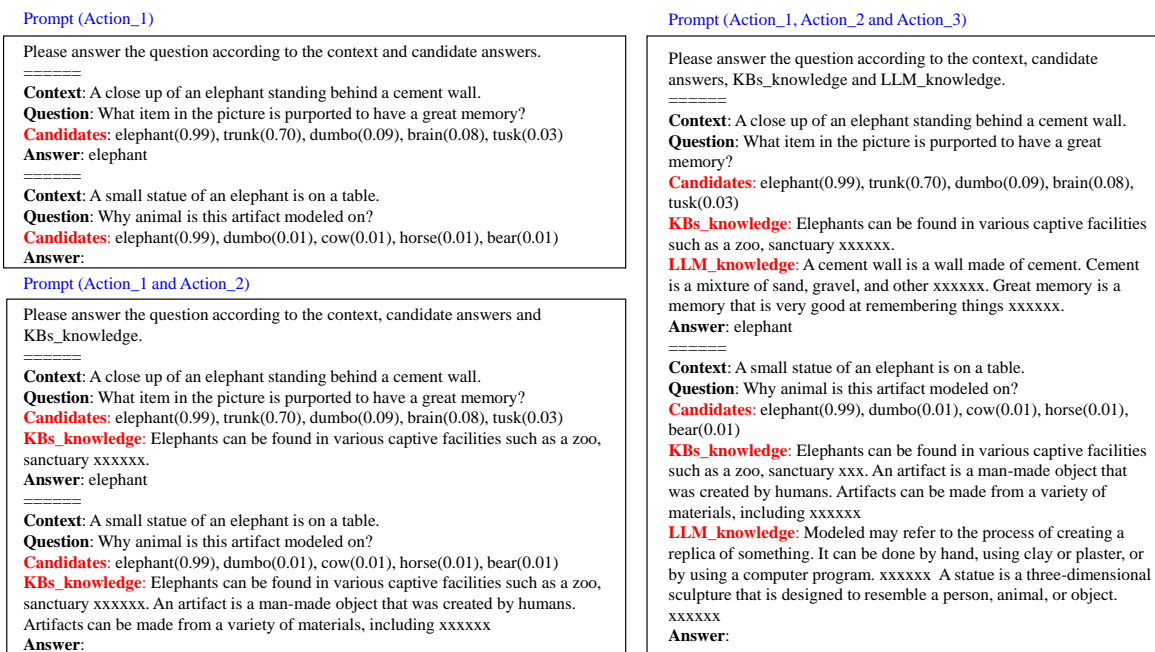
**Fig. 7** We show the performance of the three agents varying with the number of in-context examples. A similar trend is observed across different agents. As the number of in-context examples increases, the performance of the agents gradually improves and then levels off.

examples or the number of candidate answers is 1, there is a significant improvement in performance. As the number of in-context examples and the number of candidate answers increase, the performance improves. When the number of in-context examples reaches 4 and the number of candidate answers reaches 3, the performance improvement gradually levels off. When the number of in-context examples reaches 8 and the number of candidate answers reaches 5, the performance reaches its maximum and stabilises. This shows that increasing the number of in-context examples and candidate answers does not always improve the performance.

**Fig. 8** Performance of the multi-agents framework when varying the number of in-context examples and candidate answers. We find that as the number of in-context examples and candidate answers increases, performance gradually improves and then plateaus.

## 5.6 Prompts Constructed by Different Actions

To make it easier to understand, we've put together some prompts. Figure 9 shows the prompts. Different actions add different elements to the prompt. Action\_1 corresponds to Tool\_1, which uses the vanilla VQA model to generate candidate answers and add them to the prompt. Action\_2 corresponds to Tool\_2, which retrieves knowledge from the KBs and adds it to the prompt. Action\_3 corresponds to Tool\_3, which uses the LLM to generate knowledge and add it to the prompt. Ultimately, the constructed prompts are used to prompt the LLM for inference.



**Fig. 9** We show the prompts containing one in-context example. The prompt contains the prompt head, the in-context example, and the test input, split by the ===== symbol. We show the prompts constructed after completing different actions. Action\_1 will add candidate answers to the prompt, Action\_2 will add KBs\_knowledge to the prompt, and Action\_3 will add LLM\_knowledge to the prompt. LLM\_knowledge can complement KBs\_knowledge. To avoid the length affecting the visualisation, we have omitted some of the knowledge content with xxxxxx, and we would like to show the format of our prompts in the sample for easier understanding.

## 6 Conclusion

We present a novel multi-agents framework for knowledge-based VQA. The framework consists of three agents with different roles, each of which has access to a different range of tools. We design planners and tools for the agents. The tools extend the capabilities of agent, and the planner allows the agent to make autonomous decisions about actions and invoke the appropriate tools. Our framework is fully based on the open LLM and version 7B requires only a single V100 GPU to run. For researchers in this domain, our approach provides a new inspiration, since to our knowledge, this is the first attempt to use the concept of multi-agents for knowledge-based VQA. For other domains, our approach can also provide some inspirations, since the multi-agents concept can be used for many tasks.

**Funding.** This work was supported in part by the National Natural Science Foundation of

China under Grant 62272100, and the Consulting Project of Chinese Academy of Engineering under Grant 2023-XY-09.

## References

- [1] Yang, Z., Gan, Z., Wang, J., Hu, X., Lu, Y., Liu, Z., Wang, L.: An empirical study of gpt-3 for few-shot knowledge-based vqa. In: Proceedings of the AAAI Conference on Artificial Intelligence, vol. 36, pp. 3081–3089 (2022). <https://doi.org/10.1609/aaai.v36i3.20215>
- [2] Shao, Z., Yu, Z., Wang, M., Yu, J.: Prompting large language models with answer heuristics for knowledge-based visual question answering. In: Proceedings of the IEEE/CVF Conference on Computer Vision and Pattern Recognition (CVPR), pp. 14974–14983 (2023)
- [3] Broomé, S., Feighelstein, M., Zamansky, A.,

- Carreira Lencioni, G., Haubro Andersen, P., Pessanha, F., Mahmoud, M., Kjellström, H., Salah, A.A.: Going deeper than tracking: A survey of computer-vision based recognition of animal pain and emotions. *International Journal of Computer Vision* **131**(2), 572–590 (2023)
- [4] Mohan, R., Elsken, T., Zela, A., Metzen, J.H., Staffler, B., Brox, T., Valada, A., Hutter, F.: Neural architecture search for dense prediction tasks in computer vision. *International Journal of Computer Vision* **131**(7), 1784–1807 (2023)
- [5] Khurana, D., Koli, A., Khatter, K., Singh, S.: Natural language processing: State of the art, current trends and challenges. *Multimedia tools and applications* **82**(3), 3713–3744 (2023)
- [6] Jiang, H., Misra, I., Rohrbach, M., Learned-Miller, E., Chen, X.: In defense of grid features for visual question answering. In: 2020 IEEE/CVF Conference on Computer Vision and Pattern Recognition (CVPR), pp. 10264–10273 (2020). <https://doi.org/10.1109/CVPR42600.2020.01028>
- [7] Shen, S., Li, L.H., Tan, H., Bansal, M., Rohrbach, A., Chang, K.-W., Yao, Z., Keutzer, K.: How much can clip benefit vision-and-language tasks? In: *International Conference on Learning Representations* (2021)
- [8] Yu, Z., Cui, Y., Yu, J., Wang, M., Tao, D., Tian, Q.: Deep multimodal neural architecture search. In: *Proceedings of the 28th ACM International Conference on Multimedia. MM '20*, pp. 3743–3752, New York, NY, USA (2020). <https://doi.org/10.1145/3394171.3413977> . <https://doi.org/10.1145/3394171.3413977>
- [9] Li, L., Gan, Z., Cheng, Y., Liu, J.: Relation-aware graph attention network for visual question answering. In: 2019 IEEE/CVF International Conference on Computer Vision (ICCV), pp. 10312–10321 (2019). <https://doi.org/10.1109/ICCV.2019.01041>
- [10] Cui, Y., Yu, Z., Wang, C., Zhao, Z., Zhang, J., Wang, M., Yu, J.: Rosita: Enhancing vision-and-language semantic alignments via cross-and intra-modal knowledge integration. In: *Proceedings of the 29th ACM International Conference on Multimedia. MM '21*, pp. 797–806, New York, NY, USA (2021). <https://doi.org/10.1145/3474085.3475251> . <https://doi.org/10.1145/3474085.3475251>
- [11] Li, J., Li, D., Xiong, C., Hoi, S.: BLIP: Bootstrapping language-image pre-training for unified vision-language understanding and generation. In: *Proceedings of the 39th International Conference on Machine Learning*, vol. 162, pp. 12888–12900 (2022). <https://proceedings.mlr.press/v162/li22n.html>
- [12] Zhou, M., Yu, L., Singh, A., Wang, M., Yu, Z., Zhang, N.: Unsupervised vision-and-language pre-training via retrieval-based multi-granular alignment. In: *Proceedings of the IEEE/CVF Conference on Computer Vision and Pattern Recognition*, pp. 16485–16494 (2022)
- [13] Vaswani, A., Shazeer, N., Parmar, N., Uszkoreit, J., Jones, L., Gomez, A.N., Kaiser, L.u., Polosukhin, I.: Attention is all you need. In: Guyon, I., Luxburg, U.V., Bengio, S., Wallach, H., Fergus, R., Vishwanathan, S., Garnett, R. (eds.) *Advances in Neural Information Processing Systems*, vol. 30 (2017)
- [14] Marino, K., Rastegari, M., Farhadi, A., Mottaghi, R.: Ok-vqa: A visual question answering benchmark requiring external knowledge. In: 2019 IEEE/CVF Conference on Computer Vision and Pattern Recognition (CVPR), pp. 3190–3199 (2019). <https://doi.org/10.1109/CVPR.2019.00331>
- [15] Schwenk, D., Khandelwal, A., Clark, C., Marino, K., Mottaghi, R.: A-okvqa: A benchmark for visual question answering using world knowledge. In: Avidan, S., Brostow, G., Cissé, M., Farinella, G.M., Hassner, T. (eds.) *Computer Vision – ECCV 2022*, Cham, pp. 146–162 (2022). [https://doi.org/10.1007/978-3-031-20074-8\\_9](https://doi.org/10.1007/978-3-031-20074-8_9)

- [16] Yang, Z., Gan, Z., Wang, J., Hu, X., Lu, Y., Liu, Z., Wang, L.: An empirical study of gpt-3 for few-shot knowledge-based vqa. In: Proceedings of the AAAI Conference on Artificial Intelligence, vol. 36, pp. 3081–3089 (2022). <https://doi.org/10.1609/aaai.v36i3.20215>
- [17] Shao, Z., Yu, Z., Wang, M., Yu, J.: Prompting large language models with answer heuristics for knowledge-based visual question answering. In: Proceedings of the IEEE/CVF Conference on Computer Vision and Pattern Recognition (CVPR), pp. 14974–14983 (2023)
- [18] Wang, L., Ma, C., Feng, X., Zhang, Z., Yang, H., Zhang, J., Chen, Z., Tang, J., Chen, X., Lin, Y., *et al.*: A survey on large language model based autonomous agents. *Frontiers of Computer Science* **18**(6), 1–26 (2024)
- [19] Li, G., Hammoud, H., Itani, H., Khizbullin, D., Ghanem, B.: Camel: Communicative agents for "mind" exploration of large language model society. *Advances in Neural Information Processing Systems* **36** (2024)
- [20] Qian, C., Cong, X., Yang, C., Chen, W., Su, Y., Xu, J., Liu, Z., Sun, M.: Communicative agents for software development. *arXiv e-prints*, 2307 (2023)
- [21] Crispino, N., Montgomery, K., Zeng, F., Song, D., Wang, C.: Agent instructs large language models to be general zero-shot reasoners. *arXiv e-prints*, 2310 (2023)
- [22] Ben-younes, H., Cadene, R., Cord, M., Thome, N.: Mutan: Multimodal tucker fusion for visual question answering. In: 2017 IEEE International Conference on Computer Vision (ICCV), pp. 2631–2639 (2017). <https://doi.org/10.1109/ICCV.2017.285>
- [23] Zhu, Z., Yu, J., Wang, Y., Sun, Y., Hu, Y., Wu, Q.: Mucko: Multi-layer cross-modal knowledge reasoning for fact-based visual question answering. In: Proceedings of the Twenty-Ninth International Joint Conference on Artificial Intelligence. IJCAI'20 (2021)
- [24] Gardères, F., Ziaefard, M., Abeloos, B., Lecue, F.: ConceptBert: Concept-aware representation for visual question answering. In: Findings of the Association for Computational Linguistics: EMNLP 2020, Online, pp. 489–498 (2020). <https://doi.org/10.18653/v1/2020.findings-emnlp.44>. <https://aclanthology.org/2020.findings-emnlp.44>
- [25] Lu, J., Batra, D., Parikh, D., Lee, S.: Vilbert: Pretraining task-agnostic visiolinguistic representations for vision-and-language tasks. In: Wallach, H., Larochelle, H., Beygelzimer, A., Alché-Buc, F., Fox, E., Garnett, R. (eds.) *Advances in Neural Information Processing Systems*, vol. 32 (2019)
- [26] Marino, K., Chen, X., Parikh, D., Gupta, A., Rohrbach, M.: Krisp: Integrating implicit and symbolic knowledge for open-domain knowledge-based vqa. In: 2021 IEEE/CVF Conference on Computer Vision and Pattern Recognition (CVPR), pp. 14106–14116 (2021). <https://doi.org/10.1109/CVPR46437.2021.01389>
- [27] Wu, J., Lu, J., Sabharwal, A., Motlaghi, R.: Multi-modal answer validation for knowledge-based vqa. In: Proceedings of the AAAI Conference on Artificial Intelligence, vol. 36, pp. 2712–2721 (2022). <https://doi.org/10.1609/aaai.v36i3.20174>
- [28] Luo, M., Zeng, Y., Banerjee, P., Baral, C.: Weakly-supervised visual-retriever-reader for knowledge-based question answering. In: Proceedings of the 2021 Conference on Empirical Methods in Natural Language Processing, Online and Punta Cana, Dominican Republic, pp. 6417–6431 (2021). <https://doi.org/10.18653/v1/2021.emnlp-main.517>
- [29] Gao, F., Ping, Q., Thattai, G., Reganti, A., Wu, Y.N., Natarajan, P.: Transform-retrieve-generate: Natural language-centric outside-knowledge visual question answering. In: 2022 IEEE/CVF Conference on Computer Vision and Pattern Recognition (CVPR), pp. 5057–5067 (2022). <https://doi.org/10.1109/CVPR52688.2022.00501>
- [30] Guo, Y., Nie, L., Wong, Y., Liu, Y.,



- Cheng, Z., Kankanhalli, M.: A unified end-to-end retriever-reader framework for knowledge-based vqa. In: Proceedings of the 30th ACM International Conference on Multimedia. MM '22, pp. 2061–2069, New York, NY, USA (2022). <https://doi.org/10.1145/3503161.3547870> . <https://doi.org/10.1145/3503161.3547870>
- [31] Mokady, R., Hertz, A., Bermano, A.H.: Clipcap: Clip prefix for image captioning. arXiv e-prints, 2111 (2021) <https://doi.org/10.48550/arXiv.2111.09734>
- [32] Tan, H., Bansal, M.: LXMERT: Learning cross-modality encoder representations from transformers. In: Proceedings of the 2019 Conference on Empirical Methods in Natural Language Processing and the 9th International Joint Conference on Natural Language Processing (EMNLP-IJCNLP), Hong Kong, China, pp. 5100–5111 (2019). <https://doi.org/10.18653/v1/D19-1514> . <https://aclanthology.org/D19-1514>
- [33] Kamath, A., Clark, C., Gupta, T., Kolve, E., Hoiem, D., Kembhavi, A.: Webly supervised concept expansion for general purpose vision models. In: Avidan, S., Brostow, G., Cissé, M., Farinella, G.M., Hassner, T. (eds.) Computer Vision – ECCV 2022, Cham, pp. 662–681 (2022). [https://doi.org/10.1007/978-3-031-20059-5\\_38](https://doi.org/10.1007/978-3-031-20059-5_38)
- [34] Ravi, S., Chinchure, A., Sigal, L., Liao, R., Shwartz, V.: Vlc-bert: Visual question answering with contextualized commonsense knowledge. In: 2023 IEEE/CVF Winter Conference on Applications of Computer Vision (WACV), pp. 1155–1165 (2023). <https://doi.org/10.1109/WACV56688.2023.00121>
- [35] Lu, J., Clark, C., Zellers, R., Mottaghi, R., Kembhavi, A.: Unified-io: A unified model for vision, language, and multi-modal tasks. In: The Eleventh International Conference on Learning Representations (2022)
- [36] Jiang, Y., Natarajan, V., Chen, X., Rohrbach, M., Batra, D., Parikh, D.: Pythia v0.1: the winning entry to the VQA challenge 2018. CoRR **abs/1807.09956** (2018) [1807.09956](https://arxiv.org/abs/1807.09956)
- [37] Yang, Z., Gan, Z., Wang, J., Hu, X., Lu, Y., Liu, Z., Wang, L.: An empirical study of gpt-3 for few-shot knowledge-based vqa. In: Proceedings of the AAAI Conference on Artificial Intelligence, vol. 36, pp. 3081–3089 (2022). <https://doi.org/10.1609/aaai.v36i3.20215>
- [38] Gui, L., Wang, B., Huang, Q., Hauptmann, A., Bisk, Y., Gao, J.: KAT: A knowledge augmented transformer for vision-and-language. In: Proceedings of the 2022 Conference of the North American Chapter of the Association for Computational Linguistics: Human Language Technologies, Seattle, United States, pp. 956–968 (2022). <https://doi.org/10.18653/v1/2022.naacl-main.70> . <https://aclanthology.org/2022.naacl-main.70>
- [39] Shao, Z., Yu, Z., Wang, M., Yu, J.: Prompting large language models with answer heuristics for knowledge-based visual question answering. In: Proceedings of the IEEE/CVF Conference on Computer Vision and Pattern Recognition (CVPR), pp. 14974–14983 (2023)
- [40] Hu, Y., Hua, H., Yang, Z., Shi, W., Smith, N.A., Luo, J.: Promptcap: Prompt-guided image captioning for vqa with gpt-3. In: Proceedings of the IEEE/CVF International Conference on Computer Vision (ICCV), pp. 2963–2975 (2023)
- [41] Zhang, P., Li, X., Hu, X., Yang, J., Zhang, L., Wang, L., Choi, Y., Gao, J.: Vinvl: Revisiting visual representations in vision-language models. In: Proceedings of the IEEE/CVF Conference on Computer Vision and Pattern Recognition, pp. 5579–5588 (2021)
- [42] Yu, Z., Yu, J., Cui, Y., Tao, D., Tian, Q.: Deep modular co-attention networks for visual question answering. In: 2019 IEEE/CVF Conference on Computer Vision and Pattern Recognition (CVPR), pp. 6274–6283 (2019). <https://doi.org/10.1109/CVPR.2019.00644>
- [43] Vrandečić, D., Krötzsch, M.: Wikidata: a



free collaborative knowledgebase. *Communications of the ACM* **57**(10), 78–85 (2014)

- [44] Touvron, H., Martin, L., Stone, K., Albert, P., Almahairi, A., Babaei, Y., Bashlykov, N., Batra, S., Bhargava, P., Bhosale, S., et al.: Llama 2: Open foundation and fine-tuned chat models. *arXiv e-prints*, 2307 (2023)