

On the Effectiveness of Adversarial Training on Malware Classifiers

Hamid Bostani*
Radboud University
The Netherlands

Jacopo Cortellazzi*
King's College London
United Kingdom

Daniel Arp
TU Wien
Austria

Fabio Pierazzi
University College London
United Kingdom

Veelasha Moonsamy
Ruhr University Bochum
Germany

Lorenzo Cavallaro
University College London
United Kingdom

Abstract—Adversarial Training (AT) has been widely applied to harden learning-based classifiers against adversarial evasive attacks. However, its effectiveness in identifying and strengthening vulnerable areas of the model’s decision space while maintaining high performance on clean data of malware classifiers remains an under-explored area. In this context, the robustness that AT achieves has often been assessed against unrealistic or weak adversarial attacks, which negatively affect performance on clean data and are arguably no longer threats. Previous work seems to suggest robustness is a task-dependent property of AT. We instead argue it is a more complex problem that requires exploring AT and the intertwined roles played by certain factors within data, feature representations, classifiers, and robust optimization settings, as well as proper evaluation factors, such as the realism of evasion attacks, to gain a true sense of AT’s effectiveness. In our paper, we address this gap by systematically exploring the role such factors have in hardening malware classifiers through AT. Contrary to recent prior work, a key observation of our research and extensive experiments confirm the hypotheses that all such factors influence the actual effectiveness of AT, as demonstrated by the varying degrees of success from our empirical analysis. We identify five evaluation pitfalls that affect state-of-the-art studies and summarize our insights in ten takeaways to draw promising research directions toward better understanding the factors’ settings under which adversarial training works at best.

Keywords – Adversarial Training, Malware Detection

1. Introduction

Although Machine Learning (ML) remains a vital tool in assisting with malware detection, a major concern lies in its reliability and trustworthiness, particularly in safeguarding ML models against evasion attacks which entail crafting adversarial examples (AEs). Specifically, these attacks can deceive ML models by exploiting blind spots¹ in their decision space, where the predictions are unreliable or inaccurate due

to inadequate training samples [2]. While there exist several approaches for thwarting such attacks (e.g., defensive distillation [3], weight bounding [4], [5], and monotonic classification [6]), Adversarial Training (AT) [7]—also called adversarially robust optimization—remains one of the most successful defense strategies [8], [9]. Throughout the last decade, AT has been widely recognized as the primary solution to strengthen ML-based malware detection against evasion attacks [2], [3], [5], [10]–[28]; however, it has not been extensively investigated. Specifically, the efficacy of existing AT techniques in providing adversarial robustness against realistic evasion attacks while maintaining the original clean performance² remains an under-explored area.

In particular, we observed that several studies [2], [3], [11], [13], [16], [18]–[22], [24], [26]–[28] employed improper evasion attacks to demonstrate the adversarial robustness derived from AT, because either the realizability of the AEs generated by their attacks is impractical [14] (as they do not meet all domain constraints formalized in [29]), or the evasion attacks considered for evaluation might not be strong enough to cause classification errors in the ML models [8]. Moreover, the robustness of AT explored in some studies, such as [10], was not evaluated in the worst-case scenario since they examined AT against only an evasion attack operated under Zero Knowledge (ZK) settings, which may be less effective than the ones operating under Perfect Knowledge (PK) settings. On the other hand, some studies [3], [5], [10], [22], [24]–[28] failed to consider effective hardening techniques for adversarial hardening, which might influence their conclusions, and consequently, limiting the generalizability of their findings.

Convergence [11] in solving the inner maximization problem is another aspect that the majority of studies [2], [3], [5], [11], [12], [16]–[25], [27], [28] mostly focus on while overlooking the exploration of other key dimensions (e.g., classifiers and feature representations) that affect the clean performance and adversarial robustness of ML models. Although exploring evasion attacks in AT can help

*Equal contribution.

1. Blind spot is the informal name for AE [1].

2. The clean performance refers to vanilla malware classifiers’ performance on clean data.

mitigate convergence issues by producing high-confidence AEs (i.e., some AEs that are incorrectly classified with high confidence) [30], it remains uncertain whether these samples consistently improve the adversarial robustness of ML models utilized for malware detection. While [13] is the most concrete study that explored several settings in AT, it failed to comprehensively delve into the examination of attack perturbation bounds, AE confidence levels, and AE fractions that are deemed critical for maximizing the coverage of blind spots in AT [30], [31].

In this paper, we research the interconnected effects of key dimensions, such as data, feature representations, classifiers, and robust optimization settings on AT. More concretely, we propose a unified framework that not only introduces ten training factors tied to key dimensions but also incorporates evaluation factors to provide an accurate sense of clean performance and adversarial robustness across different hardened malware classifiers.

Our extensive empirical evaluations reveal that only addressing the convergence issue in adversarially robust optimization by generating high-confidence AEs does not guarantee the success of AT in the context of malware detection. Rather, the success of AT is significantly influenced by two key factors: first, the capacity of feature representations to align the empirical distribution of training data more closely with the true data distribution; and second, the ability of classifiers to adapt to AEs present in the training set. Additionally, we observe that perturbation bounds, the fractions of AE utilized in the AT, and domain constraints are all influential settings in robust optimization for maximizing the coverage of vulnerable areas while maintaining the clean performance of malware classifiers. Our **contributions** can be summarized as follows:

- We propose a unified framework that considers multiple key dimensions to thoroughly investigate the impact of different interconnected training and evaluation factors, such as dimensionality of feature representations or adversarial realism of evasion attacks, on the effectiveness of AT.
- Our research underscores the significant impact that the interplay of these factors has on both the clean and robust performance of hardened classifiers. The extent to which they influence the classifier’s performance is highly context-dependent. Our observations also show that utilizing realizable AEs in AT that adhere to domain constraints is crucial for maintaining malware classifier performance on clean data, especially for linear models.
- Our thorough analysis of various hardened models reveals that adversarial robustness is not necessarily correlated with the roughness of the decision boundary. Furthermore, adversarial robustness can increase when both defenders and attackers focus on more common features.
- Through our empirical evaluations we identified five evaluation pitfalls that impact current state-of-the-art research. Furthermore, we present ten key insights to

guide researchers in refining their adversarial training methodology and deepening their understanding of the underlying principles.

- To ensure reproducibility and facilitate further investigation of AT in the malware domain, we make our code publicly available at <https://anonymous.4open.science/r/robust-optimization-malware-detection-C295>.

2. Background

In this section, we briefly describe evasion attacks, and ML hardening.

2.1. Evasion Attacks

ML-based static analysis faces challenges such as evasion attacks, where the code is altered to evade detection without changing its functionality. The goal of an adversary in evasion attacks is to perform targeted or untargeted attacks to change the predicted class assigned by the classifier. In targeted attacks, the objective is to alter the prediction to a desired, predefined class; however, in untargeted attacks, any change in the predicted label from its original classification suffices. Evasion attacks can be categorized into feature-space attacks, which modify the input features, and problem-space attacks, which directly manipulate domain-specific objects [7], [32], [33], such as Android apps. The transformation between feature space and problem space is neither differentiable nor invertible, complicating the adversary’s task in these dimensions.

Feature-space evasion attacks. These adversarial attacks operate directly on the feature vector representing the input data to the ML model. By making subtle modifications to the feature values, attackers can deceive the model into making incorrect classifications. This type of attack is particularly insidious because it requires knowledge of the model’s features and how they are processed but does not necessarily require direct access to the model itself. The simplicity and effectiveness of feature-space attacks highlight the vulnerabilities inherent in relying solely on ML for security [34]. Feature-space evasion attacks can be categorized into constrained and unconstrained attacks. Constrained attacks target classification datasets by considering inherent domain-specific constraints (e.g., feature immutability or non-linear relationships between features), while unconstrained feature-space attacks ignore these constraints.

Problem-space evasion attacks. These adversarial attacks involve manipulating the actual content of the input data, such as modifying an Android malware app without changing its malicious functionality. These attacks are more complex and require a deeper understanding of how modifications to the input data affect its representation in the feature space. Problem-space attacks are considered more practical from an attacker’s perspective because they do not necessitate direct access to the model’s internal workings. Instead, they focus on crafting inputs that are inherently challenging for the model to classify correctly [29].

From a general perspective, evasion attacks can be categorized as either realistic or unrealistic attacks [14], regardless of where they are generated. Realistic evasion attacks generate realizable AEs by adhering to domain constraints in either the problem space or the feature space, where these representations resemble legitimate programs. Conversely, unrealistic attacks produce unrealizable AEs that do not resemble legitimate programs.

2.2. ML Hardening

To defend against evasion attacks, robust optimization techniques [30] have become a pivotal focus. These techniques are designed to enhance the resilience of ML models against adversarial attacks, which manipulate input data to cause misclassification. Among these techniques, adversarially robust optimization, also known as adversarial training, plays a crucial role in fortifying models by exposing them to AEs during the training phase. This exposure aims to improve the model’s ability to generalize from adversarial perturbations it might encounter in real-world scenarios [30]. AT involves incorporating AEs into the training process, thereby enabling the model to learn from these perturbations and make more robust predictions. Specifically, the most established strategy [30] is to iteratively generate high-confidence AEs—worst-case AEs that cause the highest loss—and update the model parameters to minimize the classification error on these examples. This method has been shown to significantly enhance the model’s resilience against certain types of attacks, though it may not guarantee protection against all possible adversarial inputs [7]. In addition to AT, adversarial retraining [35] follows a similar approach but is based on a simpler idea. This defense strategy involves enriching the training dataset from scratch with AEs generated by an evasion attack.

3. Methodology

This study highlights the intertwined factors crucial for effective AT. We first formulate the problem and define key dimensions, such as feature representations and classifiers that must be explored to understand AT’s effectiveness. Then, we present a unified framework that introduces diverse training and evaluation factors to explore AT from various perspectives. Finally, we outline a systematic evaluation to understand how these factors impact adversarial robustness and malware classifier performance on clean data. Exploring AT through different training factors is vital, as practitioners must select appropriate configurations that will inherently influence their detectors’ performance in real-world scenarios.

3.1. Problem Definition

Suppose \mathcal{Z} represents the problem space encompassing all potential objects (e.g., Android apps or Windows programs). Additionally, \mathcal{F} denotes the feature representation

that characterizes the dimensions of the feature space \mathcal{X} . For utilizing ML in malware detection, each object $z \in \mathcal{Z}$ is first mapped to $x \in \mathcal{X}$ through a mapping function $\psi : \mathcal{Z} \rightarrow \mathcal{X}$. Malware detection is then performed by a binary classifier $f : \mathcal{X} \rightarrow \mathcal{Y}$ with a discriminant function $g : \mathcal{X} \times \mathcal{Y} \rightarrow \mathcal{R}$, where $f(x) = \arg \max_{i \in \mathcal{Y}} g_i(x)$ determines the label of $x \in \mathcal{X}$ from the label space $\mathcal{Y} = \{0, 1\}$. Specifically, x is classified as malware if $f(x) = 1$, and as benign, otherwise.

Evasion attacks can transform a malware sample $x \in \mathcal{X}$, which is correctly classified (i.e., $f(x) = 1$), into an AE by finding an adversarial perturbation δ that changes the prediction to $f(x + \delta) = 0$ when added to x . To identify δ , attackers solve the following optimization problem:

$$x' = \arg \max_{x' \in \mathcal{N}(x)} \mathcal{L}(g_y(x'), \theta, y) \quad (1)$$

where $x' = x + \delta$, and \mathcal{L} and θ denote the loss function and parameters of the classifier f , respectively. Moreover, $\mathcal{N}(x)$ represents the set of allowed perturbations. The common constraint in finding δ , which represents the allowed perturbations, is a norm bound $\|x - x'\|_p \leq \epsilon$, where ϵ signifies the magnitude of the maximum allowed changes. To harden f against adversarial perturbations, robust optimization aims to adjust the parameters of f by incorporating eq. 1 in the training process and solving the following min-max optimization problem:

$$\min_{\theta} \mathbb{E}_{(x_i, y_i) \sim \mathcal{D}} \left[\max_{\|x_i - x'_i\|_p \leq \epsilon} \mathcal{L}(g_{y_i}(x'_i), \theta, y_i) \right] \quad (2)$$

where \mathbb{E} denotes the expected value of the inner maximization problem, considering that $(x_i, y_i) \sim \mathcal{D}$ are training data samples drawn from the distribution \mathcal{D} . It is important to note that adversarial robustness implies that f can accurately classify any variations of x_i , demonstrated by $x'_i = x_i + \delta$, as long as $x'_i \in \mathcal{N}(x_i)$. In other words, f exhibits adversarial robustness under $\|x_i - x'_i\|_p \leq \epsilon$ if $f(x_i) = f(x'_i)$.

3.2. Characterizing the Effectiveness of AT

To assess the robustness of malware detectors derived from AT, it is crucial to initially identify the factors that might significantly impact the effectiveness of AT. Subsequently, comprehending how these factors influence both clean performance and the adversarial robustness of hardened malware detectors is essential. According to eq. 2, taking the following key dimensions into account is vital for identifying factors that are likely to significantly influence the performance of AT:

Data and Feature Representations. Eq. 2 shows that the training set is crucial for AT as robust optimization is performed in it. When the empirical distribution of the training set diverges from the true data distribution, AT may become ineffective since adversaries can generate AEs that fall outside the empirical distribution of the training set [36]. One of the primary dimensions significantly affecting the distribution of the training samples and the coverage of blind spots is feature representation. As shown in Figure 1, the

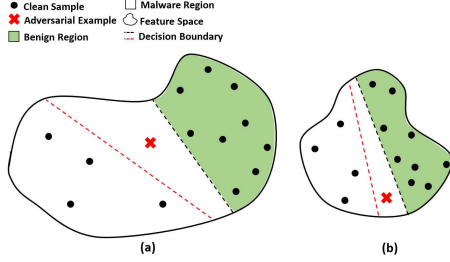


Figure 1: Illustrating the impact of feature representation on altering the data distribution and covering blind spots (i.e., the vulnerable regions between the decision boundary and the benign region).

distribution of training samples and the size of the blind spots can be altered by using different feature representations. Specifically, in discrete feature spaces, using low-dimensional feature representations can reduce the vulnerable region compared to high-dimensional feature representations, intuitively impacting the capabilities of uncovering blind spots by AT. This can be extended on continuous feature space with domain constraints that would *discretize* the space. Our experiments, especially the analysis in §4.2.2, tend to provide empirical insights into this matter.

Classifiers. Our work aims at understanding the role that different learning algorithms, especially linear and non-linear classifiers, play in model hardening through AT. The intuition is that low-flexible classifiers, such as linear SVM, might be more susceptible to adversarial instability compared to high-flexible classifiers [37], such as non-linear classifiers, resulting in varying levels of adversarial robustness. Specifically, as shown in Figure 2, linear classifiers might start to *forget* patterns of adversarial inputs encountered earlier in the training process due to their limited flexibility [15].

Robust Optimization Settings. Eq. 2 indicates that the following hyperparameters might have a considerable influence on the performance of AT:

(i) **Perturbation bounds for identifying AEs and confi-**

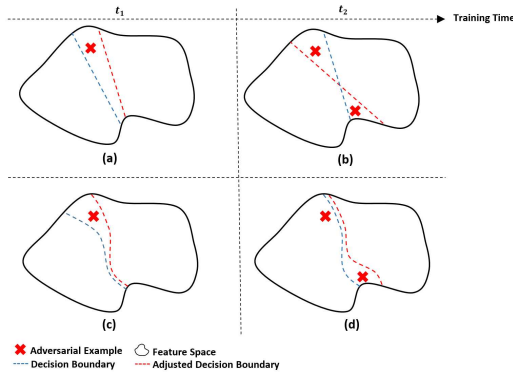


Figure 2: Demonstrating the impact of classifiers on AT: (a) and (b) show that a linear classifier, due to its low flexibility, may lose the adjustments made to its decision boundary at time t based on an AE when encountering a new AE at time $t + 1$. In contrast, (c) and (d) illustrate that a non-linear classifier is more adaptable when encountering new AE.

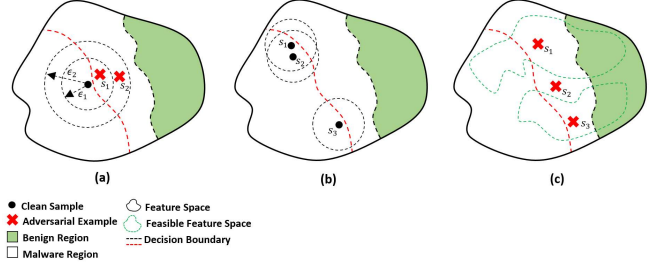


Figure 3: Illustrating the influence of different settings on the performance of robust optimization: (a) demonstrates that a large perturbation bound (e.g., ϵ_2), along with a high-confidence AE (e.g., s_2) can potentially reveal more blind spots. (b) shows that using different sets of malware samples results in varying effects on uncovering blind spots, e.g., s_1 , s_2 , and s_3 being more effective than s_1 and s_2 . (c) indicates that in AT, uncovering only those blind spots within the feasible feature space is sufficient, as realistic evasion attacks target these regions (e.g., s_1 and s_3 are realizable AEs, whereas s_2 is not realizable).

dence levels of AEs. As shown in Figure 3a, intuitively a larger perturbation bound ϵ should uncover more blind spots when the adversarial example x' found in the inner maximization is misclassified with high confidence, achieving higher robustness.

(ii) **Adversarial fractions, indicating the proportion of AEs used in AT.** The robust optimization in eq. 2 utilizes malware samples, underscoring the critical importance of the number of malware samples used for AT. Increasing the number of AEs can potentially enhance AT's ability to uncover more blind spots. However, as illustrated in Figure 3b, this is more likely to occur if the original malware used for AT covers a broader feature space rather than just specific narrow areas.

(iii) **Domain constraints.** Realistic adversarial attacks target specific regions in the feature space to compromise ML-based malware detectors [14]. As shown in Figure 3, this suggests that it is sufficient for AT to uncover only those vulnerable regions that include the feature representations of realizable AEs. These vulnerable regions can be exposed by considering domain constraints during AE generation, e.g., creating realizable AEs that satisfy the domain constraints specified in the problem space [29].

3.3. Unified Evaluation Framework

To thoroughly investigate AT, we propose an evaluation framework, shown in Figure 4, that helps identify impactful factors in AT. It allows for various controlled evaluations necessary to clarify the impact of the training factors within the key dimensions defined in §3.2 on the success of robust optimization. The framework defines these dimensions for AT and essential evaluations to assess vanilla and robust models, allowing systematic hypothesis testing and debugging of AT configurations through controlled factor adjustments.

3.3.1. Dimensions and Their Relevant Factors

The proposed framework facilitates investigating the effectiveness of AT based on various factors across the following defined key dimensions:

Data. *Distribution* and *volume* of data are shown to be two essential training factors in AT [38]. Our framework allows us to explore the impacts of the variations of these factors on the effectiveness of AT. Specifically, we can import various datasets of different sizes that include real-world objects like Android Packages (APKs), with diverse distributions based on variables such as source and release date. Additionally, we can specify the proportion of samples in the training, validation, and test sets.

Feature Representations. Our framework enables us to explore *dimensionality*, *sparsity*, and *types* of feature representations, as they seem to influence both model performance and computational efficiency. For instance, high-dimensional feature spaces can hinder generalization because increased features lead to sparser data points, which may cause models to capture incidental correlations instead of meaningful patterns [39]. It is important to note that by elucidating each supported feature representation within the framework, we ensure that all real-world objects in the training and test sets are represented in the feature space according to the specified representations.

Classifiers. The framework supports building various malware detectors by employing a range of learning algorithms. With support for both linear and non-linear classifiers, this key dimension facilitates a thorough investigation of how the *model flexibility*, which indicates the flexibility of classifiers, influences AT.

Robust Optimization Settings. *Adversarial confidence*, *perturbation bound*, *adversarial fraction*, and *domain constraints* are adjustable factors specific to AT. The framework helps us understand how variations in these factors, along with other discussed factors, contribute to strengthening malware classifiers. In the AT process, we can specify the perturbation bound for generating AEs and select different evasion attacks, either unrealistic feature-space attacks or realistic problem-space attacks, to solve the inner maximization problem in AT. The former is used to explore the influence of adversarial confidence, as different unrealistic feature-space attacks produce AEs with varying levels of misclassification confidence, while the latter is used to examine the impact of domain constraints since realistic problem-space attacks can generate realizable AEs that meet these constraints.

3.3.2. Evaluations

The proposed framework provides options for building either vanilla or robust malware detectors through standard or adversarial training. Exploring robust optimization settings is solely crucial for AT, while the remaining factors in the key dimensions are relevant for both types of training. Once ML models are built according to the configurations outlined in the framework’s key dimensions, we can assess their performance using the following evaluation aspects.

Please note that in §4.2.1, we discuss some pitfalls that might occur when exploring evaluation factors.

Clean Performance. Two important evaluation factors in specifying the performance of malware classifiers in the absence of adversarial attacks are *reliability* and *completeness*. Reliability ensures the classifier accurately detects malware without mislabeling goodware, while completeness ensures it identifies all malicious instances. The framework includes metrics like F1-Score to clarify these aspects.

Adversarial Robustness. Our proposed framework supports three key evaluation factors for assessing adversarial robustness: *adversarial detectability*, *adversarial realism*, and *adversarial knowledge*. While adversarial detectability measures the classifier’s ability to detect AEs, adversarial realism ensures that only realistic evasion attacks are considered. Additionally, robustness is assessed against attacks with varying levels of knowledge about the classifier.

Analysis. The framework provides a collection of tools for plotting. Besides regular plots, two following tools are supported to further interpret the functionality of AT:

(i) **Joint Feature Importance.** This tool is designed to assess how *vulnerable regions* in the feature space are protected by AT. Specifically, to evaluate which features are important for both AT and a realistic evasion attack, we proposed a technique utilizing the Joint Distribution Plot (JDP). To this end, we first determine the frequency of alteration for each feature within the feature space during AT and attacking, as this frequency can be seen as a metric indicating the importance of features for either AT or the realistic attack. For example, if $f_1 \in \mathcal{F}$ is involved in transforming $x_1 \in \mathcal{X}$ and $x_2 \in \mathcal{X}$ into AEs during AT, its frequency is 2. We then use the JDP to visualize the overlap in features importance between AT and the evasion attack. The JDP is based on the Probability Distribution Function (PDF) and is plotted by estimating the values of two random variables: one representing the importance of features for AT and the other for the evasion attack. Using the PDF, the distribution of every feature is displayed along the x-axis and y-axis according to the frequencies determined by AT and the evasion attack, respectively. Refer to §4.2.5 to see an example for JDP.

(ii) **Decision-function Roughness.** To investigate whether the adversarial vulnerability is related to *boundary complexity*, which indicates the shape of the decision surface learned by the models, we adapt the technique proposed in [31] for use in our framework. This method estimates a model’s prediction-change risk r by comparing the predictions of synthetic samples, uniformly drawn within the ϵ -bound of a training sample $x \in \mathcal{X}$, with the prediction of x . A larger r indicates a rougher decision function. For more details about this measurement, refer to [31].

3.4. Systematic Evaluation

To evaluate the influence of the key factors outlined in §3.2, we design a wide range of experiments that enable controlled assessments. Specifically, these experiments are crafted to explore the following RQs:

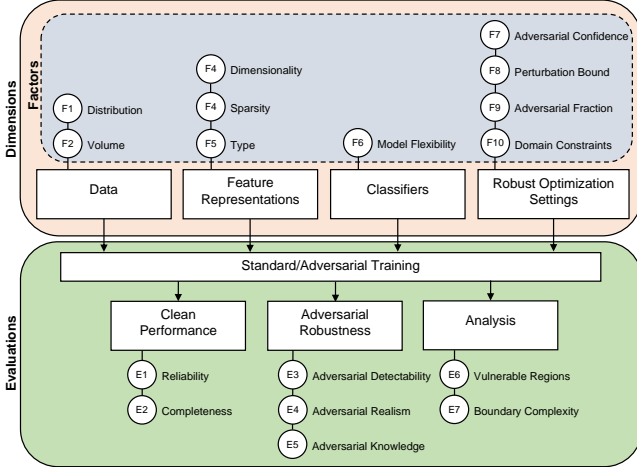


Figure 4: Illustration of our unified framework proposed to investigate the influence of various key dimensions on the performance of malware classifiers.

RQ1: What factors significantly affect the effectiveness of AT?

To explore this RQ, we design a comprehensive set of experiments. Specifically, we systematically vary each of the different factors identified within our key dimensions to understand their contributions to the efficacy of AT. Our experimental design encompasses the following key aspects:

- **Data:** We consider different datasets including raw objects such as Android APKs, denoted as $\mathcal{D}_1, \mathcal{D}_2$, etc.
- **Feature Representations:** We use different feature representations, denoted as $\mathcal{F}_1, \mathcal{F}_2$, etc.
- **Classifiers:** We consider multiple classifiers, denoted as $\mathcal{C}_1, \mathcal{C}_2$, etc.
- **Perturbation Bounds:** We explore a range of perturbation bounds, such as $\mathcal{E} = [0, 5, 10, \dots, 100]$.
- **Adversarial Fractions:** We vary the fraction of AEs, such as $\mathcal{A} = [10\%, 20\%, \dots, 100\%]$ where each $\alpha_i \in \mathcal{A}$ indicates the percentage of malware samples per epoch that can be used for AT.
- **Evasion Attacks:** We employ several evasion attacks, denoted as $Attack_1, Attack_2$, etc., to generate AEs required for either AT or attacking. Our attack set includes unrealistic feature-space attacks to explore the impact of AE confidence on AT, as well as realistic problem-space attacks to assess the effect of domain constraints on AT. It is noted that realistic problem-space attacks allow us to generate realizable AEs that satisfy domain constraints. Additionally, these problem-space attacks are used to evaluate the adversarial robustness of our classifiers.

For each combination of data, feature representation, and classifier, we conduct a series of experiments by varying the perturbation bounds, the adversarial fractions, and evasion attacks. For instance, we first combine data \mathcal{D}_1 ,

feature representation \mathcal{F}_1 , and classifier \mathcal{C}_1 , and evaluate the performance at each $5 \in \mathcal{E}$ and $50\% \in \mathcal{A}$ using different *Attack*. We then continue in this manner for all combinations.

RQ2: What properties of the generated AEs influence the outcomes of the hardening process?

Different evasion attacks generate AEs by leveraging distinct logical approaches, leading to varying levels of adversarial robustness. Therefore, each method uniquely influences the training process, resulting in different coverage of blind spots (i.e., vulnerable regions in the decision space of classifiers) and decision boundaries. To investigate this RQ, we examine the coverage of blind spots and decision boundaries using analysis tools prepared in the framework, particularly Joint Feature Importance and Decision-function Roughness.

4. Experiments and Evaluations

4.1. Experimental Settings

Scope of Analysis. AT is a platform-independent hardening technique, as it fundamentally relies on the representation of training samples in the feature space, independent of their form in the problem space since ML primarily operates in the feature space. However, to avoid working with biased datasets that might limit a thorough exploration of AT, it is crucial to collect a large and diverse set of raw malware and goodwill in the problem space, reflecting varied and realistic distributions. Android serves as a well-studied domain for this purpose, offering access to extensive collections of timestamped APKs. Repositories like AndroZoo [40] provide researchers with millions of APKs, ensuring the volume and variety of data required for accurate and reliable analysis.

Dataset and Feature Representations. For our empirical evaluations, we utilized two well-known datasets: DREBIN20 [29] and APIGraph [41]. Additionally, we focused on two main feature representations—DREBIN [42] (sparse, high-dimensional, discrete representation) and RAMDA [43] (dense, low-dimensional discrete representation)—to analyze their impact on improving security measures through AT. For further details, see Appendix A.

Classifiers. As our aim is also to investigate how different learning algorithms are influenced by AT, we evaluate different classification models in our research: Deep Neural Network (DNN), linear SVM, Decision Tree (DT). To do so, we have ported traditional ML classifiers to PyTorch. For more in-depth details please refer to Appendix C.

Threat Model. To conduct a thorough investigation, we adopt a comprehensive threat modeling approach that examines both defender and attacker capabilities. Our analysis focuses on three key factors: (a) *Perturbation Bound*, representing the maximum allowable perturbation for a target

sample, (b) *Adversarial Fraction*, indicating the proportion of adversarial examples (AEs) used during each training epoch, and (c) *Domain Constraints*, ensuring that the AEs used in adversarial training are realizable. Additionally, we consider two realistic evasion attacks—*PK-Greedy* [29] and *EvadeDroid* [44]—operating in PK and ZK settings, respectively, for both the attack and defense sides. We also include two unrealistic attacks, *PGD* [30] and *JSMA* [32], for defense purposes in adversarial training. For further details on our threat model, please refer to Appendix B.

4.2. Systematic Evaluations

This section explores RQ1 in §4.2.2, §4.2.3, and §4.2.4, as well as RQ2 in §4.2.5 to determine the impact of various key factors on the success of AT and explore which properties of AEs influence AT performance. As outlined in §3.4, our systematic evaluations are structured around a series of experiments, each employing various combinations of data, feature representations, and classifiers.

4.2.1. Standard Evaluation Configuration

PGD and JSMA are two feature-space attacks within the optimization module of our proposed framework. They are used to harden baseline malware detectors in most of our evaluations by generating adversarial examples (AEs) with varying confidence levels (see Appendix D). Additionally, given that both DREBIN and RAMDA are binary feature representations, we consider the ℓ_0 -norm (i.e., the number of changes) in eq. 2, because it is the common perturbation bound for binary feature representations [45]. Moreover, to assess adversarial robustness, we evaluate the models’ resistance to bounded PK-Greedy and EvadeDroid attacks, ensuring that their attack bounds match those used in the evasion attacks during AT. Additionally, it is imperative to confirm that the observed adversarial robustness against evasion attacks is attributable to AT, rather than stemming from the limitation imposed by the attack bounds of evasion attacks. Our preliminary evaluations in Appendix E underscore the importance of excluding the robustness improvement resulting from the limitations imposed by the attack bound when assessing the adversarial robustness of a model enhanced with AT. This approach is crucial for accurately understanding the impact of AT on the model’s robustness. In particular, consider \mathcal{M}_v and \mathcal{M}_h , representing a vanilla model and its hardened counterpart strengthened with an evasion attack employing an ϵ bound during AT. To assess the robust accuracy solely obtained through AT of \mathcal{M}_h against an ϵ -bounded evasion attack *Attack*, the measurement should be conducted as follows:

$$\mathcal{R}_{AT} = \mathcal{R}_h - (\mathcal{R}_{v_1} - \mathcal{R}_{v_2}) \quad (3)$$

where \mathcal{R}_h represents the robust accuracy of \mathcal{M}_h in response to the ϵ -bounded *Attack*. Additionally, \mathcal{R}_{v_1} denotes the robust accuracy of \mathcal{M}_v under the same ϵ -bounded attack, while \mathcal{R}_{v_2} indicates \mathcal{M}_v ’s robust accuracy against the unbounded *Attack*. The aforementioned evaluations give rise to Pitfalls 1 and 2, which are described as follows:

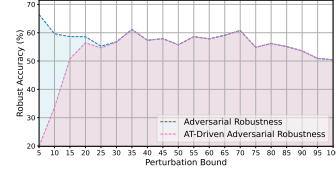


Figure 5: An example demonstrating the robust accuracy of hardened DNN models trained on RAMDA with varying perturbation bounds, evaluated against PK-Greedy attacks with identical attack bounds. The models are strengthened by utilizing PGD in AT.

Pitfall 1 – Overestimated Robustness. It is common to measure the adversarial robustness of malware detectors after hardening ML models with AT. However, overlooking the robustness arising from the limitations of adversaries due to the attack bound could result in an overestimation when reporting the adversarial robustness achieved through AT.

Recommendation for Pitfall 1. To verify the efficacy of AT methods in enhancing adversarial robustness, eq. 3 can be employed to discount the initial robustness of baseline malware detectors against bounded evasion attacks. Figure 5 provides an example highlighting the difference between the measured adversarial robustness and the adversarial robustness derived from AT (as identified by eq. 3) for various DNN models trained on RAMDA.

Pitfall 2 – Limited Threat Models. Investigating AT could result in misleading conclusions if the robust evaluation of malware detectors is performed using only one threat model. For example in [10], malware classifiers have been compared against a single attack, which may lead to an unreliable conclusion. Our observation in Table A.4 of Appendix E confirms that malware detectors provide various robustness against attacks with different threat models. For instance, Table A.4 intriguingly indicates that EvadeDroid, which operates in ZK settings, outperforms PK-Greedy, which operates in PK settings.

Recommendation for Pitfall 2. The evaluation of the adversarial robustness of detectors against evasion attacks should involve considering different threat models, including at least PK and ZK evasion attacks. This is because of robustness against PK attacks do not necessarily imply robustness against ZK attacks, and vice versa, as they might target different vulnerable regions.

Additionally, we identified the following three pitfalls during our preliminary assessment aimed at ensuring the framework’s effectiveness.

Pitfall 3 – Reproducibility Challenges. ML algorithms often involve random processes, such as weight initialization and data shuffling. For instance, our preliminary evaluation illustrates the F1 score of the same model adversarially trained with the same varied perturbation bounds in two runs is different. We cannot ensure that the changes in the F1 score are due to the perturbation bound alone, as the scores differ even for a single perturbation bound.

Recommendation for Pitfall 3. Since results can vary between runs without consistently setting random seeds, it is essential to set a fixed random seed for every random operation in the implementation of the training process.

Pitfall 4 – Role of Representations. Multiple representations may be available for the data considered, e.g. for malware, we have multiple available feature spaces in the research community. Nevertheless, research frequently focuses on a single feature space, which could have inherent limitations and may not be the best choice for the considered task.

Recommendation for Pitfall 4. Since intrinsic characteristics of different representations may vary, it would be worth exploring multiple representations and then proceeding with the most suitable for the considered task.

Pitfall 5 – Adversarial Realism Challenge. In the real world, not all adversarial attacks are feasible, as adversarial malware aims to both bypass malware classifiers and compromise victim machines. Therefore, using evasion attacks that cannot generate realizable AEs for robustness evaluation may lead to misleading results.

Recommendation for Pitfall 5. When evaluating adversarial robustness, it is necessary to consider evasion attacks that are realistic by satisfying domain constraints, either in the problem space [29] or in the feature space [14].

4.2.2. Robust Optimization Settings: Perturbation Bound and the Confidence of AEs

To investigate the impact of these two variables on AT, we utilized PGD and JSMA to generate AEs with perturbation bounds varying from 5 to 100 in increments of 5. Additionally, we set the fraction of AEs to $\alpha = 50\%$. Figure A.12 of Appendix G shows the clean performance of different models in terms of the F1 score. As can be seen, different classifiers exhibit varying sensitivities to AT with changing perturbation bound ϵ and the confidence of AEs. Increasing ϵ potentially enables the inner optimization to find AEs with higher confidence, provided the evasion attack used in AT is able to generate high-confidence AEs. As shown in Figure A.12, using AT for hardening linear SVM and DT (shallow non-linear model) often results in a greater sacrifice of clean performance with increasing ϵ when PGD is used in AT, whereas DNN and DT are more adaptable. For instance, Figure A.12-a depicts in DREBIN (DREBIN20), the F1 Score of linear SVM significantly decreases from 86.1% to 72.6% when PGD is used in AT with $\epsilon = 100$. Using JSMA in AT has a lower effect on clean performance than PGD, especially in linear SVM, as the attack might not generate high-confidence AEs even with increasing ϵ . For instance, as can be seen in Figure A.12-b, while the F1 Score of linear SVM trained on RAMDA drops significantly with JSMA at $\epsilon = 5$, it remains relatively stable for higher $\epsilon = 5$ because, as shown in Figure A.9 of Appendix D, the confidence of AEs generated by JSMA does not significantly change with increasing perturbation bound.

Figure 6 illustrates the robust accuracy of different models trained on DREBIN and RAMDA against PK-Greedy and EvadeDroid on DREBIN20 and APIGraph datasets. Although Figure 6 shows variations in the adversarial robustness of models when hardened with different perturbation bounds, our observations reveal a few interesting results. First, models trained on RAMDA (low-dimensional discrete

feature space) often exhibit higher adversarial robustness compared to those trained on DREBIN (high-dimensional discrete feature space), as AT can potentially uncover more vulnerable regions in the lower-dimensional space. For example, Figure 6-a shows that 12 out of 20 DNN-JSMA models trained on DREBIN achieve a robust accuracy greater than 50% against PK-Greedy, whereas as can be seen in Figure 6-c, 18 models achieve this benchmark when trained on RAMDA.

Second, using high-confidence AEs, such as those generated by PGD, often enhances the robustness of SVMs trained on DREBIN as the perturbation bound increases. This happens because AEs generated within smaller ϵ -bounded regions have less impact on the linear decision boundary, which remains more stable within these regions. In contrast, when larger ϵ -bounded regions are considered for PGD, the AEs have a greater potential to shift the linear decision boundary significantly. However, as discussed earlier, the improvement is accompanied by a significant drop in clean performance.

Thirdly, incorporating high-confidence AEs in AT does not consistently lead to improved adversarial robustness. For instance, as depicted in Figure 6-a to d, among 240 models strengthened with JSMA, 137 models demonstrate higher adversarial robustness against realistic evasion attacks compared to those strengthened with PGD. As another example, Figure 6-e to h shows that using JSMA (low-confidence AEs) for hardening DNNs on both DREBIN and RAMDA representations of the APIGraph dataset often provides better adversarial robustness. However, within linear SVM, employing high-confidence AEs generated by PGD during AT, particularly in models trained on DREBIN, enhances adversarial robustness more effectively than JSMA. This observation appears to correlate with the linear decision boundary learned during training, which can be significantly shifted by high-confidence AEs—those characterized by high loss—thereby exposing larger vulnerable regions. Nevertheless, as illustrated in Figure A.12, these substantial adjustments come at the cost of notable reductions in clean performance. It is noted that Appendix F examines larger perturbation bounds for DREBIN, as the current bounds may be insufficient for this high-dimensional space. We observe that using attacks with large perturbation bounds in AT yields minimal to no effect, or even a negative impact, across all models.

4.2.3. Robust Optimization Settings: Varying Fraction of AEs

Increasing the number of AEs can potentially uncover more blind spots if the malware samples in the training set are uniformly distributed around the decision boundary; however, they might hurt the clean performance. In this experiment, we explore the impact of different fractions of AEs utilized in AT on both clean and robust accuracy. Specifically, the experimental design is similar to §4.2.2, but in this case, we set $\epsilon = 50$ and vary the AE fraction from 20% to 100% in increments of 40%. The robust accuracy is shown in Figure A.14 of Appendix I and the

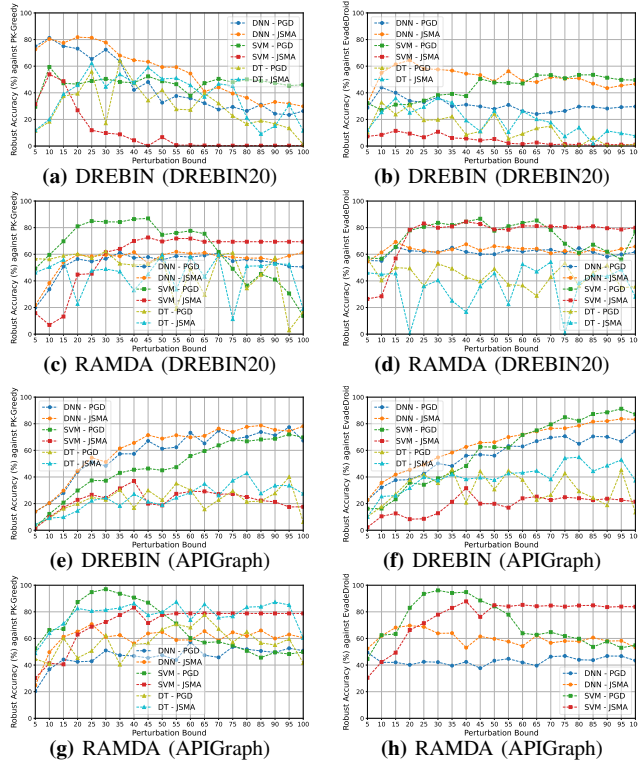


Figure 6: Robust accuracy, gained from AT, of hardened models trained on the DREBIN representation of the DREBIN20 dataset (a and b) and the APIGraph dataset (e and f), and the RAMDA representation of the DREBIN20 dataset (c and d) and the APIGraph dataset (g and h) against PK-Greedy and EvadeDroid. The models are strengthened using either PGD or JSMA with different perturbation bounds.

clean accuracy is reported in Figure A.13 of Appendix H. As with the previous evaluations, the plots demonstrate the significance of classifiers in AT. Non-linear models, such as DNNs, demonstrate adaptation of their decision boundaries to AEs, with minimal impact on clean accuracy across both feature spaces. In contrast, linear SVM exhibits a notable enhancement in robust accuracy, exceeding 60% in the DREBIN feature space. However, this improvement comes at the cost of a significant decrease in clean performance as the number of AEs during training increases. It is worth noting that this exploration indicates that the issue of low adversarial robustness with large perturbation bounds in non-linear models, highlighted in §4.2.2, can be mitigated by increasing the number of AEs used in AT.

4.2.4. Robust Optimization Settings: Domain Constraints

The domain constraints can guide AT to focus on regions vulnerable to realistic evasion attacks. To examine the impact of these constraints on AT’s success, we used realizable AEs generated by bounded PK-Greedy and bounded EvadeDroid in our AT process. Since employing problem-space adversarial attacks for robust optimization to solve the inner maximization problem significantly increases training

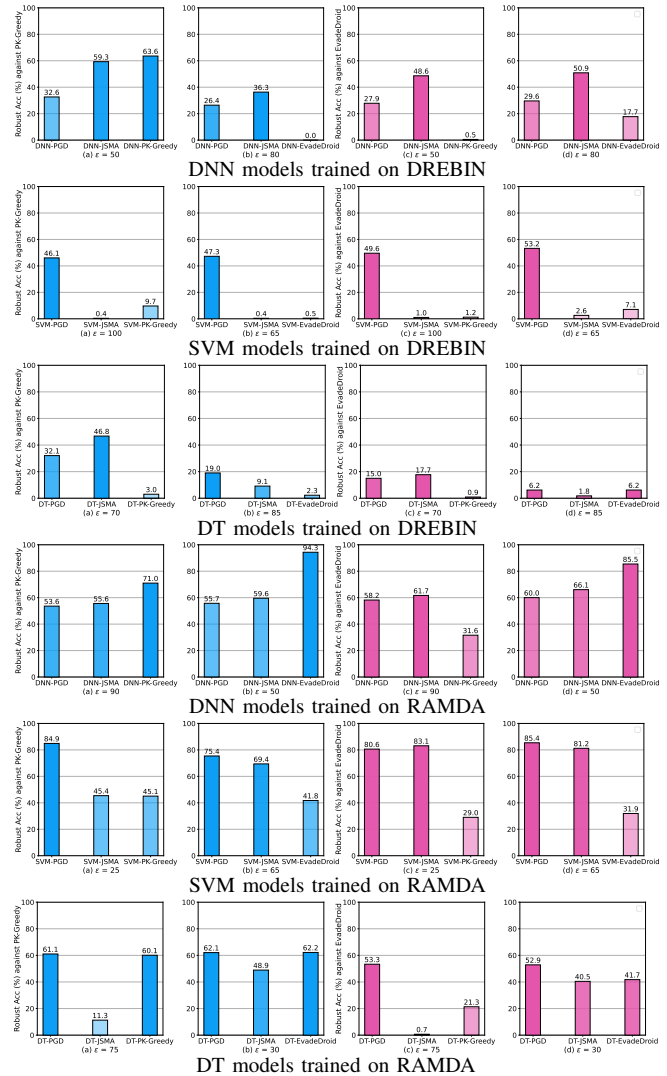


Figure 7: Robust accuracy, gained from AT, of DNN, SVM, and DT models trained on DREBIN and RAMDA representations of DREBIN20, hardened with either unrealistic or realistic evasion attacks against realistic evasion attacks. The perturbation bound and attack bound, both represented by ϵ , are identical in each subfigure.

time, we only consider the DREBIN20 dataset in our evaluations. Table 1 shows the settings for the robust optimization considered in this experiment. Our criterion for selecting the perturbation bound ϵ is to ensure that PK-Greedy and EvadeDroid achieve maximum success rates in fooling the evaluated models.

Table 1: Parameter settings for domain constraints exploration in terms of adversarial rate α and perturbation bound ϵ . PG and ED define PK-Greedy and EvadeDroid, respectively.

Model	α	ϵ (DREBIN)		ϵ (RAMDA)	
		PG	ED	PG	ED
DNN	50	50	80	90	50
SVM	50	100	65	25	65
DT	50	70	85	75	30

Table 2: Clean performance of different models trained on DREBIN and RAMDA representations of DREBIN20, hardened with either unrealistic or realistic evasion attacks in terms of F1 Score (%). PG and ED define PK-Greedy and EvadeDroid, respectively. F1 scores of vanilla DNN, SVM, and DT trained on DREBIN representation are 88.9, 86.1, and 81.4, respectively. F1 scores of vanilla DNN, SVM, and DT trained on RAMDA representation are 82.8, 71.3, and 79.5, respectively.

Model	DREBIN				RAMDA			
	ϵ	PGD	JSMA	PG	ϵ	PGD	JSMA	PG
DNN	50	89.7	89.0	89.1	90	81.5	81.3	82.6
SVM	100	72.6	82.5	85.1	25	51.8	54.6	70.9
DT	70	79.4	80.8	82.1	75	63.8	72.3	77.5
	ϵ	PGD	JSMA	ED	ϵ	PGD	JSMA	ED
DNN	80	88.9	88.8	90.4	50	81.7	81.5	82.3
SVM	65	76.2	82.5	85.5	65	51.0	53.1	71.2
DT	85	78.9	82.0	83.6	30	70.7	75.4	78.6

Figure 7 illustrates the robust accuracy of various malware classifiers hardened with unrealistic and realistic evasion attacks. Our observations for DREBIN indicate that realistic attacks often provide robustness against similar attacks. For instance, as shown in Figure 7 (DREBIN-DNN, subfigure a), while utilizing PK-Greedy achieves relatively high adversarial robustness against PK-Greedy (63.6% robust accuracy), its robustness against EvadeDroid is very low (e.g., 0.5% robust accuracy). However, employing unrealistic evasion attacks such as JSMA can strengthen DNN models against both realistic evasion attacks, achieving 59.3% robust accuracy against PK-Greedy and 48.6% against EvadeDroid. We observe a similar trend for other classifiers, but the robustness achieved using PK-Greedy and EvadeDroid in AT is significantly lower for SVM and DT compared to DNN. Overall, PK-Greedy and EvadeDroid are less effective at hardening malware classifiers trained on DREBIN (a sparse, high-dimensional discrete feature space), particularly for models using SVM and DT. However, these results highlight that domain constraints, which are implicitly defined through the use of realizable AEs in AT, have a more significant impact on the success of AT in dense, low-dimensional discrete feature spaces. For instance, applying EvadeDroid to harden an SVM trained on RAMDA resulted in 41.8% robustness against PK-Greedy, while the same model trained on DREBIN only achieved 0.5%.

Furthermore, Figures 7 (RAMDA-DNN, subfigure a and d) and 7 (RAMDA-DT, subfigure a and d) show that utilizing EvadeDroid to harden DNN and DT models trained on RAMDA provides high adversarial robustness against both PK-Greedy and EvadeDroid. This suggests that exploring the low-dimensional feature space blindly is more effective than following gradients, which are potentially biased towards finding certain vulnerable regions rather than all vulnerable regions. In other words, in the RAMDA, which is a low-dimensional feature space, robustness achieved by EvadeDroid, which works in ZK settings, is more transferable than PK-Greedy which works in PK settings.

Our observations in Figures 7 indicate that PGD and JSMA can potentially be effective in hardening malware

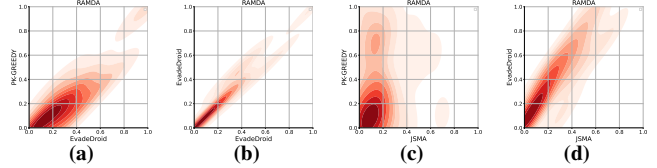


Figure 8: Joint distribution plots which compare the importance of features used both during the hardening phase (x-axis) and the attack phase (y-axis), referring to the scenario described in Figure 7.

Table 3: Analyzing various models trained on RAMDA in terms of decision-function roughness γ and robust accuracy R_Acc (%) against PK-Greedy. These models are hardened by PGD.

Model	$\epsilon = 50$		$\epsilon = 55$		$\epsilon = 60$	
	γ	R_Acc	γ	R_Acc	γ	R_Acc
DNN	0.82	55.7	0.82	58.6	0.84	57.8
SVM	0.26	74.6	0.31	76.0	0.26	77.6
DT	0.16	58.1	0.13	18.8	0.17	49.2

classifiers; however, their effectiveness must be weighed against their impacts on clean performance. Table 2 shows notable drops in F1 Score, especially when PGD and JSMA are used for hardening SVM and DT, while PK-Greedy and EvadeDroid maintain clean accuracy. The decline in clean performance with unrealistic attacks stems from AEs distorting class boundaries, causing artificial overlaps. This shift forces the model to focus on unfeasible regions (i.e., the areas where realizable AEs cannot be placed), hindering its ability to generalize and leading to more misclassifications on clean data. The use of realizable AEs in AT avoids these negative effects by guiding the optimizer to explore feasible and genuinely vulnerable regions.

4.2.5. Properties of AEs

This section investigates RQ2. This RQ is similar to the RQ explored in [10]. Intuitively, different methodologies for crafting AEs inherently produce distinct characteristics in the generated samples, as they exploit varying sets of features and algorithms. This distinction is illustrated in Figure A.9 of Appendix D, where it is evident that the confidence levels of AEs created by two different gradient-based strategies vary significantly. To delve deeper into AEs and their influence on the effectiveness of AT, we employ the two metrics discussed in §3.3.2.

We first utilize the joint feature importance metric introduced in 3.3.2 to determine the significance of features for both the defense and attack sides. Specifically, we analyze some interesting results reported in §4.2.4. As shown in Figures 7b and 7d for DNN models trained on RAMDA, the adversarial robustness achieved by using EvadeDroid in hardening DNN trained on RAMDA is highly transferable, providing high adversarial robustness against not only EvadeDroid but also PK-Greedy. Figures 8a and 8b clarify this, demonstrating that some overlapping regions are highly important for both the defender and the attacker. Note that in each plot, the contours highlight regions where the importance of common features is greater than in areas outside the

contours. The contours near the top right indicate that the common features are mostly important for both the defender and the attacker, with darker contours representing a higher feature overlap. Indeed Figures 8a and 8b demonstrate that EvadeDroid can generate some AEs during training that highlight features often targeted by both EvadeDroid and PK-Greedy during attacks. This helps the DNN model guard against adversarial changes that might affect these features. Figures 7b and 7d for DNN models trained on RAMDA also illustrate a relatively high adversarial robustness achieved by hardening DNN with JSMA, an unrealistic attack. We visualize similar joint importance feature plots (Figures 8c and 8d) which, like the previous analysis, demonstrate that some overlapping regions are highly important for both defense and attack sides.

Next, we examine the potential connection between the roughness of the decision boundary, measured using the decision-function roughness metric introduced in §4.2.5, and adversarial robustness. Here, we consider several models hardened by PGD on RAMDA with ϵ values ranging from 50 to 60. As shown in Figure 6c, this range is particularly interesting because, at $\epsilon = 55$, DT exhibits a significant drop in adversarial robustness against PK-Greedy, while DNN and SVM models remain more stable. Table 3 presents the decision-function roughness γ and robust accuracy for these models. Our observations indicate that increasing ϵ can affect adversarial robustness, particularly in DT. For instance, DT’s robust accuracy drops significantly from 58.1% to 18.8% when ϵ changes from 50 to 55, whereas the γ changes only slightly by -0.03. Furthermore, as shown for the DT model, increasing or decreasing ϵ does not necessarily correlate with changes in γ . Lastly, while the results for DNN and SVM suggest that lower γ can lead to better adversarial robustness, this is not consistently the case, as evidenced by the DT results contradicting this hypothesis.

4.2.6. Key Findings

Table A.5 summarizes the findings from our empirical evaluations. Moreover, based on the considered extensive empirical investigation, we summarize our key findings to guide further meaningful research on AT in the malware domain.

Takeaway 1: Linear and shallow non-linear models hardened with AT on discrete feature space substantially lose their performance on clean data, whereas deep non-linear models do not.

Our observations in §4.2.2 as well as §4.2.3 demonstrate that the clean performance of SVM (linear model) and DT (shallow non-linear model) hardened by AT is often notably sensitive to changes in the perturbation bound. Specifically, larger perturbation bounds result in greater sacrifices in clean performance, and vice versa. The sensitivity, especially in linear models decreases when AEs with lower confidence are used in AT. Conversely, adjustments to the perturbation bound have minimal impact on the clean performance of deep non-linear models.

Takeaway 2: The amount and distribution of adversarial examples matters.

As demonstrated in §4.2.3, the fraction of AEs utilized in AT, specifically in each batch of robust optimization is crucial as it impacts the amount of considered AEs and the covered distribution. A minimum threshold is required to effectively shape a robust decision boundary, but it is important not to exceed this threshold in order to not heavily impact the clean accuracy. Conversely, using the entire batch of adversarial examples can degrade classifier performance, particularly in linear models. It is important to note that this finding validates similar results discussed in [31], which were explored in other domains.

Takeaway 3: In discrete feature spaces, low-dimensional dense feature representations are easier to harden than high-dimensional sparse feature representations.

As illustrated in Figures 6 and A.14, in discrete feature space, low-dimensional dense feature representations demonstrate superior robust accuracy compared to high-dimensional sparse feature representations across the tested classifiers, thereby revealing more vulnerabilities during AT. This can also be highlighted based on the transferability property of hardened models with problem-space AEs. Figure 7 further indicates that in low-dimensional feature spaces, realistic evasion attacks—constrained adversarial attacks—can effectively explore regions akin to other attack types. However, achieving such transferability is less pronounced and more challenging in high-dimensional, sparse feature spaces.

Takeaway 4: Moving toward unbounded perturbations does not necessarily lead to any benefit in AT.

Considering very large perturbation bounds for AT does not provide any additional benefits and may harm robust accuracy against realistic attacks. For instance, as shown in Figure A.11, we evaluated the robustness of multiple DNN models trained with large perturbation budgets ranging from 100 to over 800 against a realistic attack. The results, depicted in the plots, indicate insufficient robustness. Furthermore, the larger the perturbation bound used during training, the worse the robustness becomes. This suggests that increasing the perturbation bound for AT does not imply that more relevant regions in the feature space are explored.

Takeaway 5: High-confidence AEs do not always matter in AT.

Our thorough investigation, particularly in §4.2.2 and §4.2.3, demonstrates that incorporating low-confidence AEs in AT can yield better adversarial robustness than high-confidence AEs in the malware domain across different

scenarios. Therefore, resolving convergence issues in the inner maximization problem of AT is of lesser immediate importance. This is in line with the findings of [46].

Takeaway 6: Using realistic evasion attacks in AT outperform unrealistic ones for hardening deep non-linear models trained on dense, low-dimensional discrete feature space.

Our observations in Figure 7–RAMDA (DNN, subfigures a to d)–show that DNN models (deep non-linear models) hardened with PK-Greedy and EvadeDroid (realistic attacks) exhibit superior adversarial robustness compared to those hardened with PGD and JSMA (unrealistic attacks) when the models trained on RAMDA (a dense, low-dimensional feature space). Moreover, as shown in Table 2, this effectiveness is achieved by maintaining the clean performance of hardened models similar to the vanilla DNN model trained on RAMDA. For a more detailed discussion, refer to §4.2.4.

Takeaway 7: AT with unrealistic evasion attacks is ineffective for hardening linear models trained either on a dense, low-dimensional discrete feature space or sparse, high-dimensional discrete feature space.

Table 2 demonstrates that the clean performance of SVM models (linear models) trained on either DREBIN (sparse, high-dimensional discrete feature space) or RAMDA (dense, low-dimensional discrete feature space) substantially drops when they are hardened with PGD or JSMA (unrealistic evasion attacks). Moreover, as shown in Figure 7–DREBIN (SVM, subfigures a to d)–using PGD in AT to strengthen SVM trained on DREBIN, and in Figure 7–RAMDA (SVM, subfigures a to d)–using both PGD and JSMA in AT to strengthen SVM trained on RAMDA outperforms PK-Greedy and EvadeDroid. However, this ultimately renders the SVM ineffective due to a considerable reduction in the clean performance of the hardened SVM models. For further details, see §4.2.4.

Takeaway 8: Unrealistic evasion attacks outperform realistic ones in hardening deep and shallow non-linear models trained on sparse, high-dimensional, discrete feature spaces.

Figure 7–DREBIN (DNN, subfigures a to d) and –DREBIN (DT, subfigures a to d)–shows using PGD and JSMA (unrealistic evasion attacks) in AT to harden the DNN and DT models (deep and shallow non-linear models) trained on DREBIN (sparse, high-dimensional discrete feature space) often provide better adversarial robustness than PK-Greedy and EvadeDroid (realistic evasion attacks). As shown in Table 2, This superiority is accompanied by maintaining the clean performance of the hardened DNN and DT models because, as discussed in §4.2.2, using un-

realistic attacks in AT for hardening non-linear models has a minimal impact on clean performance.

Takeaway 9: Adversarial robustness is not correlated with the roughness of the decision boundaries found in the discrete feature space.

Our meticulous analysis conducted in §4.2.5 reveals that contrary to findings discussed in [31], for the malware classifiers trained on the discrete feature space, altering the decision-function roughness does not consistently affect the adversarial robustness achieved through AT.

Takeaway 10: Adversarial robustness is correlated with regions in the discrete feature space that are important for both attackers and defenders.

Our thorough analysis in §4.2.5 demonstrates that the adversarial robustness of the models trained on discrete feature space can improve with an increased number of common features important in both the defending and attacking processes.

5. Related Work

In this section, we review related work on adversarial training with a particularly emphasis on those applied to harden malware classifiers.

Adversarial Training. Although the study by Goodfellow et al. [7] is recognized as the first to demonstrate that the inclusion of AEs during the training phase can enhance the robustness of ML models to evasion attacks, the robust optimization formulation proposed by Madry et al. [30] for AT marks a turning point in this area. Over the past few years, numerous studies have focused on robust optimization to enhance the adversarial robustness of ML models. For instance, Zhang et al. [36] demonstrated the limitations of robust optimization in ensuring robustness when test points slightly deviate from the training set distribution. Zhang et al. [36] revealed that the effectiveness of AT is closely tied to the proximity of test data to the training data manifold. Levi and Kontorovich [47] introduced an AT approach where perturbed examples from each class are regarded as distinct categories by dividing each class into *clean* and *adversarial*. Zhang et al. [48] proposed a new defense method to balance adversarial robustness and accuracy by decomposing the robust error into classification and boundary errors.

Adversarial Training for Malware Detection. AT has been regarded as the most prevalent defense mechanism for strengthening ML-based detectors. In the last few years, several studies [3], [5], [10], [17], [22], [24]–[28] have explored adversarial retraining [7] to improve the robustness of malware detectors. Most of these studies [3], [5], [17], [22], [24]–[28] have primarily focused on proposing new evasion attacks for generating AEs needed in adversarial retraining. For instance, Grosse et al. [3] adapted the JSMA [32] to generate highly effective AEs.

One of the major concerns frequently observed in studies exploring AT is that the hardened models were not tested against realistic evasion attacks. Specifically, they did not clarify whether their attacks meet all domain constraints [29]. For example, the AEs used in [3], [11], [16], [18], [19], [26] may lack robustness to preprocessing, as preprocessing operators can potentially remove features added to the Manifest file of Android apps [29]. Additionally, bytes that are appended into non-executable areas of Portable Executable (PE) files through the attacks described in [13], [25], [28] might be discarded by preprocessing before classification [49]. It is worth noting that the adversarial attacks used in some studies, such as [10], [21], may not adequately reflect the robustness of detectors against adversaries, as they did not evaluate the adversarial robustness against some attacks conducted in PK settings, potentially allowing adversaries to create strong attacks.

Another notable concern is the lack of in-depth examination of adversarial robustness in most studies since exploring AT was not their primary focus. In recent years, only a few studies within the field of malware have dedicated their research to investigating AT. Two significant explorations have been conducted in [10] and [13]. In fact, Dyrnishi et al. [10], [46] examined the influence of domain constraints on AT by exploring realizable AEs generated in the problem space. Their findings demonstrated that in the malware domain, models hardened with unrealizable AEs exhibit less robustness against realistic evasion attacks compared to models strengthened with realizable AEs. Their observations also showed that clean performance is slightly affected after AT. Lucas et al. [13] enhanced the efficiency of various problem-space evasion attacks in generating AEs, making AT practical for raw-binary malware detectors. Furthermore, unlike the observations reported in [10], they found that using unrealistic attacks in AT can provide appropriate adversarial robustness; however, it significantly degrades clean performance. In addition to these two studies, [12], [14], [21] specifically explored robust optimization for AT. Similar to [10], Bostani et al. [14] studied the impact of domain constraints on AT. However, they explored realizable AEs generated in the feature space to overcome the limitations of utilizing problem-space AEs in AT. Doan et al. [12] introduced a new adversarial learning objective based on Bayesian inference to capture the distribution of models, leading to improved robustness.

Finally, the lack of extensive investigation into the impact of influential factors on AT, especially classifiers and feature representations is another noteworthy concern in relevant studies. Most of the studies [2], [3], [5], [10]–[13], [15]–[25], [27], [28] have primarily focused on using AT to reinforce a single type of classifier, typically relying on Deep Neural Networks (DNNs) for malware detection; however, it remains uncertain how effective their explored AT methods are in fortifying other types of classifiers. Furthermore, to the best of our knowledge, there has not been a thorough investigation into how different representations, such as high-dimensional and low-dimensional feature spaces, impact the effectiveness of AT in the context of malware detection.

6. Discussion

Our analysis demonstrates that multiple variables (e.g., classifiers, feature representations, and robust optimization settings) significantly influence the effectiveness of hardening a target ML-based malware detection through AT. For instance, the method employed to create AEs is also crucial, as our research indicates that for a model to exhibit robustness, there needs to be some overlap between the areas of the input space covered by the adversarial hardening approach and those exploited by an attacker. Our findings indicate that there a perfect general formula does not exist, but that each configuration must be evaluated individually and meticulously to ensure the maximum effectiveness of the hardening process. This careful evaluation is crucial to avoid configurations that could potentially harm the learning process. For instance, inappropriate choices in feature representation or learning algorithms may lead to suboptimal robustness and a drop in clean performance. Furthermore, it is essential to tailor the AT approach to the specific characteristics of the dataset and the threat model. By doing so, one can enhance the model’s robustness without compromising its overall performance. This highlights the importance of comprehensive and context-specific evaluations in developing AT strategies.

Limitations. Our research has focused on three classifiers that we consider representative of broader categories of learning algorithms: DNN, linear SVM, and DT. While these models are illustrative and can represent both linear and non-linear classifiers, it is crucial to note that the target learning algorithm significantly influences the effectiveness of AT. Due to the exponential complexity, we could not explore all possible algorithms. Moreover, our study has focused on discrete representation, which is predominant in the malware domain. However, altering the feature space would drastically influence attackers’ capabilities, thereby impacting the AT process. This underscores the need to consider various feature representations to further explore the adversarial robustness of models against adversarial attacks. Expanding on this, different learning algorithms and feature representations require tailored AT approaches. For instance, while linear SVMs are sensitive to perturbations, DNNs can adapt to perturbations. DTs, on the other hand, are influenced by the choice of features and the depth of the tree, making their adversarial hardening unique.

Future work. In line with the outlined limitations, future work could focus on exploring new feature representations, such as graph-based or continuous feature spaces, to comprehensively understand their impact. Different feature representations can significantly affect attackers since they alter the set of possible problem-space transformations that indirectly impact the adversarial training process. Moreover, investigating additional learning algorithms can further enhance the depth of the research, providing deeper insights into the strengths and weaknesses of each approach. Finally, while we have considered two realistic problem-space attacks, a PK gradient-based attack, and a ZK decision-based attack, future research can explore more attack strategies and

threat models, such as transfer-based evasion attacks. This includes comparing their effectiveness and transferability with other techniques, both for attacking and defending. Such comparisons can highlight potential vulnerabilities and guide the development of more resilient models.

7. Conclusion

In this work, we investigate common evaluation pitfalls and propose best practices to enhance its effectiveness. Our exploration highlights how various factors influence the impact of AT, revealing a complex web of interconnected characteristics that affect its success. Indeed, our findings suggest that a tailored approach is essential for developing robust models through AT. Such an approach should consider the specific characteristics of feature representation which also affect data distribution, classifiers, and various settings in robust optimization.

References

- [1] Qinglong Wang, Wenbo Guo, Kaixuan Zhang, Alexander G Ororbia, Xinyu Xing, Xue Liu, and C Lee Giles. Adversary resistant deep neural networks with an application to malware detection. In *Proceedings of the 23rd ACM sigkdd international conference on knowledge discovery and data mining*, pages 1145–1153, 2017.
- [2] Abdullah Al-Dujaili, Alex Huang, Erik Hemberg, and Una-May O'Reilly. Adversarial deep learning for robust detection of binary encoded malware. In *2018 IEEE Security and Privacy Workshops (SPW)*, pages 76–82. IEEE, 2018.
- [3] Kathrin Grosse, Nicolas Papernot, Praveen Manoharan, Michael Backes, and Patrick McDaniel. Adversarial examples for malware detection. In *Computer Security—ESORICS 2017: 22nd European Symposium on Research in Computer Security, Oslo, Norway, September 11-15, 2017, Proceedings, Part II 22*, pages 62–79. Springer, 2017.
- [4] Ambra Demontis, Marco Melis, Battista Biggio, Davide Maiorca, Daniel Arp, Konrad Rieck, Iginio Corona, Giorgio Giacinto, and Fabio Roli. Yes, machine learning can be more secure! a case study on android malware detection. *IEEE transactions on dependable and secure computing*, 16(4):711–724, 2017.
- [5] Wei Yang, Deguang Kong, Tao Xie, and Carl A Gunter. Malware detection in adversarial settings: Exploiting feature evolutions and confusions in android apps. In *Proceedings of the 33rd Annual Computer Security Applications Conference*, pages 288–302, 2017.
- [6] Ínigo Íncer Romeo, Michael Theodorides, Sadia Afroz, and David Wagner. Adversarially robust malware detection using monotonic classification. In *Proceedings of the Fourth ACM International Workshop on Security and Privacy Analytics*, pages 54–63, 2018.
- [7] Ian J. Goodfellow, Jonathon Shlens, and Christian Szegedy. Explaining and harnessing adversarial examples. In *3rd International Conference on Learning Representations, ICLR 2015 - Conference Track Proceedings*, 2015.
- [8] Roland S Zimmermann, Wieland Brendel, Florian Tramer, and Nicholas Carlini. Increasing confidence in adversarial robustness evaluations. *Advances in Neural Information Processing Systems*, 35:13174–13189, 2022.
- [9] Shiqi Wang, Yizheng Chen, Ahmed Abdou, and Suman Jana. Mix-train: Scalable training of verifiably robust neural networks. *arXiv preprint arXiv:1811.02625*, 2018.
- [10] Salijona Dyrmishi, Salah Ghamizi, Thibault Simonetto, Yves Le Traon, and Maxime Cordy. On the empirical effectiveness of unrealistic adversarial hardening against realistic adversarial attacks. In *2023 IEEE symposium on security and privacy (SP)*, pages 1384–1400. IEEE, 2023.
- [11] Deqiang Li, Shicheng Cui, Yun Li, Jia Xu, Fu Xiao, and Shouhuai Xu. Pad: Towards principled adversarial malware detection against evasion attacks. *IEEE Transactions on Dependable and Secure Computing*, 2023.
- [12] Bao Gia Doan, Shuiqiao Yang, Paul Montague, Olivier De Vel, Tamas Abraham, Seyit Camtepe, Salil S Kanhere, Ehsan Abbasnejad, and Damith C Ranasinghe. Feature-space bayesian adversarial learning improved malware detector robustness. In *Proceedings of the AAAI Conference on Artificial Intelligence*, volume 37, pages 14783–14791, 2023.
- [13] Keane Lucas, Samruddhi Pai, Weiran Lin, Lujo Bauer, Michael K Reiter, and Mahmood Sharif. Adversarial training for {Raw-Binary} malware classifiers. In *32nd USENIX Security Symposium (USENIX Security 23)*, pages 1163–1180, 2023.
- [14] Hamid Bostani, Zhengyu Zhao, Zhuoran Liu, and Veelasha Moon-samy. Level up with ml vulnerability identification: Leveraging domain constraints in feature space for robust android malware detection. *ACM Transactions on Privacy and Security*, 2024.
- [15] Raphael Labaca-Castro, Luis Muñoz-González, Feargus Pendlebury, Gabi Dreo Rodosek, Fabio Pierazzi, and Lorenzo Cavallaro. Realizable universal adversarial perturbations for malware. *arXiv preprint arXiv:2102.06747*, 2021.
- [16] Guangquan Xu, GuoHua Xin, Litao Jiao, Jian Liu, Shaoying Liu, Meiqi Feng, and Xi Zheng. Ofei: A semi-black-box android adversarial sample attack framework against dlaas. *IEEE Transactions on Computers*, 2023.
- [17] Yunchun Zhang, Haorui Li, Yang Zheng, Shaowen Yao, and Jiaqi Jiang. Enhanced dns for malware classification with gan-based adversarial training. *Journal of Computer Virology and Hacking Techniques*, 17:153–163, 2021.
- [18] Deqiang Li and Qianmu Li. Adversarial deep ensemble: Evasion attacks and defenses for malware detection. *IEEE Transactions on Information Forensics and Security*, 15:3886–3900, 2020.
- [19] Deqiang Li, Qianmu Li, Yanfang Ye, and Shouhuai Xu. A framework for enhancing deep neural networks against adversarial malware. *IEEE Transactions on Network Science and Engineering*, 8(1):736–750, 2021.
- [20] Aminollah Khormali, Ahmed Abusnaina, Songqing Chen, DaeHun Nyang, and Aziz Mohaisen. Copypcat: practical adversarial attacks on visualization-based malware detection. *arXiv preprint arXiv:1909.09735*, 2019.
- [21] Alex Huang, Abdullah Al-Dujaili, Erik Hemberg, and Una-May O'Reilly. On visual hallmarks of robustness to adversarial malware. *arXiv preprint arXiv:1805.03553*, 2018.
- [22] Chenyue Wang, Linlin Zhang, Kai Zhao, Xuhui Ding, and Xusheng Wang. Advandmal: Adversarial training for android malware detection and family classification. *Symmetry*, 13(6):1081, 2021.
- [23] Keane Lucas, Mahmood Sharif, Lujo Bauer, Michael K Reiter, and Saurabh Shintre. Malware makeover: Breaking ml-based static analysis by modifying executable bytes. In *Proceedings of the 2021 ACM Asia Conference on Computer and Communications Security*, pages 744–758, 2021.
- [24] Yi-Ming Chen, Chun-Hsien Yang, and Guo-Chung Chen. Using generative adversarial networks for data augmentation in android malware detection. In *2021 IEEE conference on dependable and secure computing (DSC)*, pages 1–8. IEEE, 2021.
- [25] Xiruo Wang and Risto Miiikkulainen. Mdea: Malware detection with evolutionary adversarial learning. In *2020 IEEE Congress on Evolutionary Computation (CEC)*, pages 1–8. IEEE, 2020.

- [26] Hemant Rathore, Sanjay K Sahay, Piyush Nikam, and Mohit Sewak. Robust android malware detection system against adversarial attacks using q-learning. *Information Systems Frontiers*, 23:867–882, 2021.
- [27] Yonghong Huang, Utkarsh Verma, Celeste Fralick, Gabriel Infante-Lopez, Brajesh Kumar, and Carl Woodward. Malware evasion attack and defense. In *2019 49th Annual IEEE/IFIP International Conference on Dependable Systems and Networks Workshops (DSN-W)*, pages 34–38. IEEE, 2019.
- [28] Hyrum S Anderson, Anant Kharkar, Bobby Filar, David Evans, and Phil Roth. Learning to evade static pe machine learning malware models via reinforcement learning. *arXiv preprint arXiv:1801.08917*, 2018.
- [29] Fabio Pierazzi, Feargus Pendlebury, Roberto Jordaney, Johannes Kinder, and Lorenzo Cavallaro. Intriguing properties of adversarial ml attacks in the problem space. *2020 IEEE Symposium on Security and Privacy (SP)*, pages 1332–1349, 2020.
- [30] Aleksander Madry, Aleksandar Makelov, Ludwig Schmidt, Dimitris Tsipras, and Adrian Vladu. Towards deep learning models resistant to adversarial attacks. In *6th International Conference on Learning Representations, ICLR 2018- Conference Track Proceedings*, 2018.
- [31] Hamid Eghbal-zadeh, Werner Zellinger, Maura Pintor, Kathrin Grosse, Khaled Koutini, Bernhard A Moser, Battista Biggio, and Gerhard Widmer. Rethinking data augmentation for adversarial robustness. *Information Sciences*, 654:119838, 2024.
- [32] Nicolas Papernot, Patrick McDaniel, Ian Goodfellow, Somesh Jha, Z Berkay Celik, and Ananthram Swami. The limitations of deep learning in adversarial settings. *IEEE European Symposium on Security and Privacy*, pages 372–387, 2016.
- [33] Battista Biggio and Fabio Roli. Wild patterns: Ten years after the rise of adversarial machine learning. In *Proceedings of the 2018 ACM SIGSAC Conference on Computer and Communications Security*, pages 2154–2156, 2018.
- [34] Battista Biggio, Igino Corona, Davide Maiorca, Blaine Nelson, Nedim ÅrmdiĀĜ, Pavel Laskov, Giorgio Giacinto, and Fabio Roli. Evasion attacks against machine learning at test time. In *Joint European Conference on Machine Learning and Knowledge Discovery in Databases*, pages 387–402. Springer, 2013.
- [35] Christian Szegedy, Wojciech Zaremba, Ilya Sutskever, Joan Bruna, Dumitru Erhan, Ian Goodfellow, and Rob Fergus. Intriguing properties of neural networks. *arXiv preprint arXiv:1312.6199*, 2013.
- [36] Huan Zhang, Hongge Chen, Zhao Song, Duane Boning, Inderjit S Dhillon, and Cho-Jui Hsieh. The limitations of adversarial training and the blind-spot attack. In *International Conference on Learning Representations (ICLR)*, 2019.
- [37] Alhussein Fawzi, Omar Fawzi, and Pascal Frossard. Analysis of classifiers’ robustness to adversarial perturbations. *Machine learning*, 107(3):481–508, 2018.
- [38] Ludwig Schmidt, Shibani Santurkar, Dimitris Tsipras, Kunal Talwar, and Aleksander Madry. Adversarially robust generalization requires more data. *Advances in neural information processing systems*, 31, 2018.
- [39] Pedro Domingos. A few useful things to know about machine learning. *Communications of the ACM*, 55(10):78–87, 2012.
- [40] Kevin Allix, Tegawendé F Bissyandé, Jacques Klein, and Yves Le Traon. Androzo: Collecting Millions of Android Apps for the Research Community. In *ACM Mining Software Repositories (MSR)*, 2016.
- [41] Xiaohan Zhang, Yuan Zhang, Ming Zhong, Daizong Ding, Yinzhi Cao, Yukun Zhang, Mi Zhang, and Min Yang. Enhancing state-of-the-art classifiers with api semantics to detect evolved android malware. In *Proceedings of the 2020 ACM SIGSAC conference on computer and communications security*, pages 757–770, 2020.
- [42] Daniel Arp, Michael Spreitzenbarth, Malte Hubner, Hugo Gascon, and Konrad Rieck. DREBIN: Effective and Explainable Detection of Android Malware in Your Pocket. In *NDSS*, 2014.
- [43] Heng Li, Shiyao Zhou, Wei Yuan, Xiapu Luo, Cuiying Gao, and Shuiyan Chen. Robust android malware detection against adversarial example attacks. In *Proceedings of the Web Conference 2021*, pages 3603–3612, 2021.
- [44] Hamid Bostani and Veelasha Moonsamy. Evadedroid: A practical evasion attack on machine learning for black-box android malware detection. *Computers & Security*, 139:103676, 2024.
- [45] Nicholas Carlini, Anish Athalye, Nicolas Papernot, Wieland Brendel, Jonas Rauber, Dimitris Tsipras, Ian Goodfellow, Aleksander Madry, and Alexey Kurakin. On evaluating adversarial robustness. *arXiv preprint arXiv:1902.06705*, 2019.
- [46] Jacopo Cortellazzi, Feargus Pendlebury, Daniel Arp, Erwin Quiring, Fabio Pierazzi, and Lorenzo Cavallaro. Intriguing properties of adversarial ml attacks in the problem space [extended version], 2024.
- [47] Matan Levi and Aryeh Kontorovich. Splitting the difference on adversarial training. In *32nd USENIX Security Symposium (USENIX Security 23)*, pages 1163–1180, 2023.
- [48] Hongyang Zhang, Yaodong Yu, Jiantao Jiao, Eric Xing, Laurent El Ghaoui, and Michael Jordan. Theoretically principled trade-off between robustness and accuracy. In *International Conference on Machine Learning*, pages 7472–7482. PMLR, 2019.
- [49] Jiapeng Zhao, Zhongjin Liu, Xiaoling Zhang, Jintao Huang, Zhiqiang Shi, Shichao Lv, Hong Li, and Limin Sun. Gradient-based adversarial attacks against malware detection by instruction replacement. In *International Conference on Wireless Algorithms, Systems, and Applications*, pages 603–612. Springer, 2022.
- [50] Brad Miller, Alex Kantchelian, Michael Carl Tschantz, Sadia Afroz, Rekha Bachwani, Riyaz Faizullahoy, Ling Huang, Vaishaal Shankar, Tony Wu, George Yiu, et al. Reviewer Integration and Performance Measurement for Malware Detection. In *DIMVA*. Springer, 2016.
- [51] Ke Xu, Yingjiu Li, Robert Deng, Kai Chen, and Jiayun Xu. Droidevolver: Self-evolving android malware detection system. In *2019 IEEE European Symposium on Security and Privacy (EuroS&P)*, pages 47–62. IEEE, 2019.
- [52] Feargus Pendlebury, Fabio Pierazzi, Roberto Jordaney, Johannes Kinder, and Lorenzo Cavallaro. TESSERACT: Eliminating Experimental Bias in Malware Classification across Space and Time. In *28th USENIX Security Symposium*, Santa Clara, CA, 2019. USENIX Association. USENIX Sec.
- [53] Adam Paszke, Sam Gross, Soumith Chintala, Gregory Chanan, Edward Yang, Zachary DeVito, Zeming Lin, Alban Desmaison, Luca Antiga, and Adam Lerer. Automatic differentiation in PyTorch. In *NIPS Autodiff Workshop*, 2017.
- [54] F. Pedregosa, G. Varoquaux, A. Gramfort, V. Michel, B. Thirion, O. Grisel, M. Blondel, P. Prettenhofer, R. Weiss, V. Dubourg, J. Vanderplas, A. Passos, D. Cournapeau, M. Brucher, M. Perrot, and E. Duchesnay. Scikit-Learn: Machine Learning in Python. *Journal of Machine Learning Research*, 12:2825–2830, 2011.
- [55] Rong-En Fan, Kai-Wei Chang, Cho-Jui Hsieh, Xiang-Rui Wang, and Chih-Jen Lin. LIBLINEAR: A library for large linear classification. *J. Mach. Learn. Res.*, 9:1871–1874, 2008.
- [56] Nicholas Frosst and Geoffrey Hinton. Distilling a neural network into a soft decision tree. *arXiv preprint arXiv:1711.09784*, 2017.
- [57] Takuya Akiba, Shotaro Sano, Toshihiko Yanase, Takeru Ohta, and Masanori Koyama. Optuna: A next-generation hyperparameter optimization framework. In *Proceedings of the 25th ACM SIGKDD international conference on knowledge discovery & data mining*, pages 2623–2631, 2019.
- [58] Maura Pintor, Luca Demetrio, Angelo Sotgiu, Ambra Demontis, Nicholas Carlini, Battista Biggio, and Fabio Roli. Indicators of attack failure: Debugging and improving optimization of adversarial examples. *Advances in Neural Information Processing Systems*, 35:23063–23076, 2022.

Appendix

1. Dataset and Feature Representation

Dataset. For our empirical evaluations, we examined two well-known datasets: DREBIN20 [29] and APIGraph [41]. The DREBIN20 dataset comprises $\approx 150K$ Android applications collected between January 2016 and December 2018, while APIGraph contains $\approx 323K$ Android applications from January 2012 to December 2018. Specifically, DREBIN20 includes 135,708 *goodware* and 15,765 *malware* labeled according to criteria adapted from [50], where an app is classified as *goodware* if it has zero VirusTotal (VT) detections, and as *malware* if it has four or more VT detections. Moreover, APIGraph comprises 290,505 *goodware* and 32,089 *malware*, labeled using the criteria established in [51]: an app is considered *goodware* if it has zero VT detections and *malware* if it has 15 or more VT detections. It is noted that both DREBIN20 and APIGraph datasets are constructed to align with the composition suggested in Tesseract dataset [52], ensuring that the malware ratio mirrors the real-world prevalence of about 10% for Android malware to maintain spatial consistency, while also preserving temporal consistency by organizing samples chronologically and distributing them evenly over the years. All our experiments have been run on a dedicated instance with A100 80GB GPU and 32 AMD EPYC-Milan Processor CPU @2.6 GHz and 128GB of RAM.

Feature representations In our study, we focus on two primary data representations to understand their effects on enhancing security measures through adversarial training: DREBIN [42] and RAMDA [43]. These were selected due to their distinct characteristics that make them suitable for our analysis of representation impact on security hardening processes. The DREBIN representation, as outlined in the work by [42], is defined by a high-dimensional, sparse feature space, consisting of approximately 1.5M features. This vast dimensionality provides a comprehensive but complex view of data, potentially capturing more nuanced aspects of behaviors and patterns. Given that the DREBIN representation is substantially high-dimensional, we select the top 10K most distinctive features based on recommendations from prior studies [4]. In contrast, RAMDA, as introduced by Li et al. [43], utilizes a dense, low-dimensional space with 379 features. This compact representation is beneficial for modeling as it may reduce the complexity and increase the manageability of the dataset.

The choice of these representations is significant because, as highlighted [36], the distribution of data plays a critical role in AT. Smaller dimensions, such as those used in RAMDA, can potentially improve the fidelity of AT samples to the true data distribution.

2. Threat Model

In order to conduct a thorough investigation, we consider a comprehensive threat modeling scenario that examines both defender and attacker capabilities. As an attacker, our

goal is to fool the classifier and evade it successfully, while as a defender we want to make our model as robust as possible against multiple threat actors. Our analysis focuses on two key factors:

(a) Perturbation Bound: This capability defines the maximum allowable perturbation that can be applied to a target sample. For example, given a target binary vector and a perturbation bound of 5, it means that in order to craft an AE we set a modification upper bound of 5 features. This parameter is crucial for both attackers and defenders as it directly impacts the confidence of the generated samples. By setting a perturbation bound, we can explore both bounded scenarios, where there is a strict limit on the extent of modifications, and unbounded scenarios, where there are no such restrictions.

(b) Adversarial Fraction: This capability indicates the proportion of AEs used during the training phase. For instance, if the AE rate is set to 5%, it implies that only 5% of the available malware samples in each batch are used for AT. This parameter is significant for defenders as it influences how effectively AEs can be integrated into the training process to enhance the model’s robustness. By varying the AE fraction, we can investigate its impact on the defender’s ability to harden the classification model against adversarial attacks. A higher AE fraction typically allows the model to learn better defenses by exposing it to a broader range of adversarial strategies during training, whereas a lower rate might limit this capability.

By examining the capabilities of threat models in terms of perturbation bounds and AE fractions, we can comprehensively assess the dynamics between attackers and defenders. This approach not only helps in understanding how attackers can optimize their strategies within given constraints but also provides insights into how defenders can effectively adjust their training processes to build more resilient models. Our investigation includes various scenarios with different levels of perturbation bounds and AE fractions to ensure a robust evaluation of both offensive and defensive tactics in adversarial settings.

In terms of attacker knowledge, as we are interested in deeply understanding and investigating multiple scenarios, we both consider PK and ZK scenarios. In the first case, the attacker has full visibility and access to the model, while in the second case, it is only possible to query it directly.

As our main focus is to understand the robustness against realistic problem-space attacks broadly, the main problem-space generation strategies we are considering the attack described in [29], which is called PK-Greedy in our study, as a PK evasion attack, and EvadeDroid [44] as a ZK evasion attack. We consider both PK and ZK scenarios as we are researching how different hardening techniques impact robustness against powerful threat actors with different capabilities. From the defender’s perspective and hardening purposes, we are considering not only both these two strategies but also PGD [30] and JSMA [32].

3. Models Implementation Details

In our study, we employed various learning algorithms implemented in PyTorch: linear SVM, DT, and DNN.

To ensure complete control over the training process, we approximated the linear SVM as a single-layer neural network using PyTorch [53]. The SVM model was evaluated using the `LinearSVC` class from scikit-learn [54], which utilizes the `LIBLINEAR` library [55], to ensure our implementation work well. For the DREBIN representation, we set the hyperparameter $C = 1$ [42], while for RAMDA, our preliminary evaluations suggested $C = 4$ provides better performance. Moreover, for DT, we implemented the approach described in [56] and tuned it using Optuna [57], adjusting the following hyperparameters.

```
max_depth': 5,
'output_dim': 2,
'momentum': 0.53,
'lmbda': 0.47,
'learning_rate': 0.12,
'weight_decay': 5e-4,
```

Our implementation of the DNN is based on the Multilayer Perceptron described in [3] for malware detection.

Moreover, we implemented PGD and JSMA, with the former adapted for the Android malware domain according to [19], and the latter directly adapted for use in our framework. Lastly, for PK-Greedy and EvadeDroid, we utilized the codes shared in their respective studies– [29] and [44], respectively.

4. Confidence of AEs

To ascertain whether the feature-space attacks can generate AEs with varying levels of confidence, we conduct a preliminary evaluation of their performance against a vanilla DNN trained on the DREBIN representation. Drawing inspiration from [58], we evaluated the loss (i.e., prediction error) of the vanilla DNN when classifying AEs generated by PGD or JSMA targeting the vanilla DNN. It is important to note that a higher loss corresponds to a higher evasion confidence. Figure A.9 illustrates the confidence levels of 10 randomly selected malware samples from the DREBIN test set, comprising both clean and adversarial examples. It is evident that AEs inherently exhibit higher confidence than clean samples, with those generated by PGD showing higher confidence than those generated by JSMA. Furthermore, as ϵ increases, the confidence of PGD-generated AEs rises, whereas it remains relatively stable or changes only slightly for JSMA.

5. Robustness Evaluation

To assess adversarial robustness, we evaluate the models' resistance to bounded PK-Greedy and EvadeDroid attacks, ensuring that their attack bounds match those used in the evasion attacks during AT. This is because models

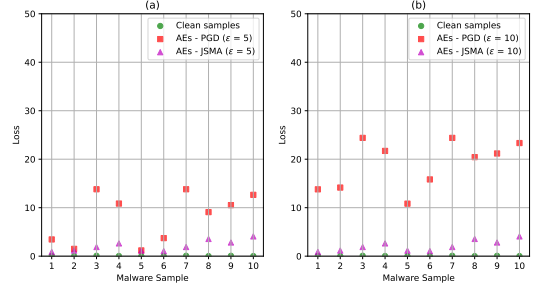


Figure A.9: An example demonstrating the confidence level of different sample types (i.e., clean malware and adversarial malware samples) in terms of loss. A larger loss indicates greater confidence in misleading classifiers.

Table A.4: Robust accuracy (%) of different vanilla models against unbounded PK-Greedy and EvadeDroid.

Model	DREBIN		RAMDA	
	PK-Greedy	EvadeDroid	PK-Greedy	EvadeDroid
DNN	0.0	0.2	8.3	0.6
SVM	0.0	0.7	10.0	9.4
DT	0.0	0.0	6.2	0.4

strengthened under a particular ϵ during AT are anticipated to offer resilience within that bound, not necessarily beyond it. Therefore, we limit the maximum alterations feasible by realistic evasion attacks to ϵ . Additionally, it is imperative to confirm that the observed adversarial robustness against evasion attacks is attributable to AT, rather than stemming from the limitation imposed by the attack bounds of evasion attacks. To this end, we need to quantify the improvement in the adversarial robustness of vanilla models when an attack bound is applied to evasion attacks. Therefore, we first meticulously evaluate the robustness of the vanilla model against unbound PK-Greedy and EvadeDroid to understand the inherent adversarial robustness of these baseline malware detectors, even when attacks do not adhere to a specific attack bound. In an unbounded attack, adversaries can potentially apply any combination of problem-space transformations to convert a malware app into an adversarial one, irrespective of how many features are changed in the feature space. Table A.4 shows different models have some level of robustness against realistic evasion attacks. Especially, the models trained on RAMDA demonstrate significantly greater adversarial robustness compared to those trained on DREBIN, supporting the authors' claim in [26] that their representation can enhance robust malware detection. Next, we consider an attack bound ϵ for PK-Greedy and EvadeDroid to observe how it limits these attacks in fooling target baseline malware detectors. Figure A.10 shows that a lower attack bound results in a higher limitation on the success of PK-Greedy and EvadeDroid.

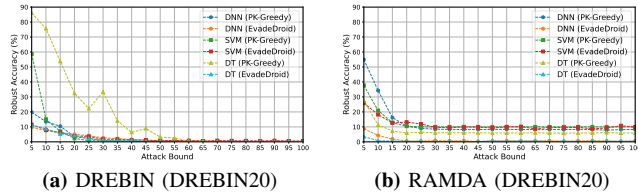


Figure A.10: Robust accuracy, gained from AT, of various vanilla models trained on DREBIN and RAMDA against PK-Greedy and EvadeDroid with different attack bounds.

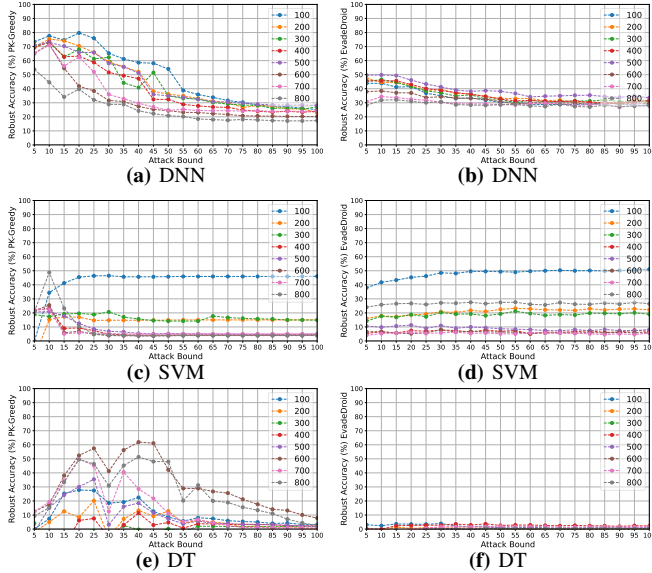


Figure A.11: Robust accuracy, gained from AT, of hardened DNN, SVM, and DT on DREBIN feature representation of DREBIN20 dataset against PK-Greedy and EvadeDroid. Each line corresponds to the same model trained with the indicated perturbation bound during the generation of adversarial samples during AT.

6. Large Perturbation Bound

In this particular setting, the capabilities of the attacker remain unchanged, while we are considering a defender which increases the perturbation bound. The motivation is that since DREBIN is a high-dimensional feature representation, the previously considered range of perturbation bounds might be inadequate to uncover vulnerable areas. Therefore, we assess the hardening of DNN, SVM, and DT models trained on DREBIN with PGD, with the perturbation bound varying from 100 to 800 in increments of 100 to assess if very large perturbation bounds could help uncover more blind spots and improve the effectiveness of AT. Our results shown in Figure A.11 demonstrate that the learning algorithm plays a vital role in this phenomenon, as shown by the differing performance of the models when exposed to attacks with smaller perturbations. We observe an evident contrast in behavior between the models: linear SVM do not benefit from larger perturbations against both EvadeDroid and Pk-Greedy for any attack bound, DNN

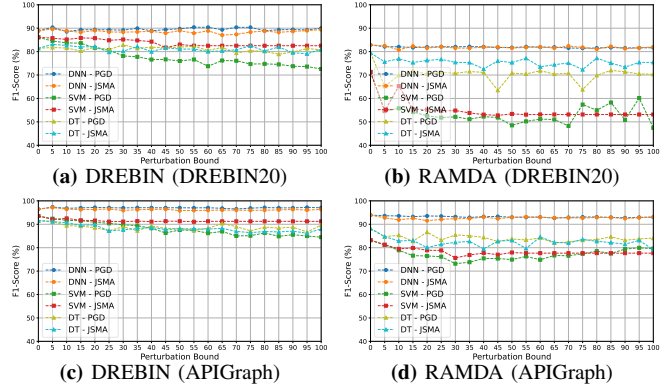


Figure A.12: Clean performance of various models trained on (a) the DREBIN and (b) RAMDA representations of the DREBIN20 dataset, and (c) the DREBIN and (d) RAMDA representations of the APIGraph dataset, measured in terms of F1 score. The models are strengthened using either PGD or JSMA with different perturbation bounds. The F-Scores of different vanilla models are displayed with a perturbation bound of 0.

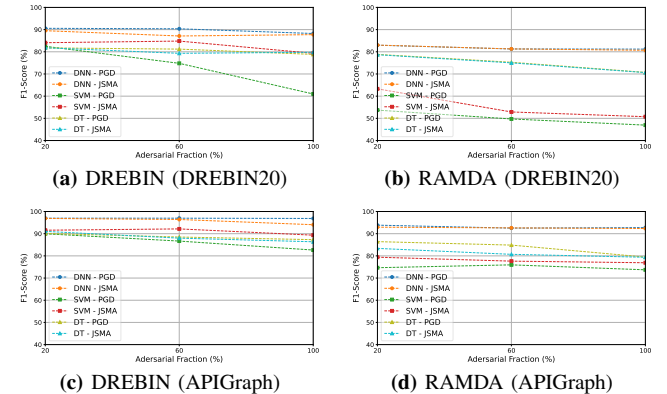


Figure A.13: Clean performance of models trained on DREBIN and RAMDA representations of DREBIN20 and APIGraph datasets in terms of F1 score hardened with different fractions of AEs

has a slight improvement against EvadeDroid, while DT exhibits a significant advantage against low bound evasion attacks when using 100 as the perturbation bound for PGD, reaching 70% robust accuracy. However, results for large perturbation bound attacks ($\epsilon > 90$) are consistent across all models, indicating that this approach has a negligible or even negative effect, as exemplified by the linear SVM in Figure A.11.

7. Clean Performance Considering Different Perturbation Bounds

This section includes the evaluation of experiments that focus on exploring the clean accuracy of various models trained on DREBIN and RAMDA representations of both DREBIN20 and APIGraph datasets in terms of Robust accuracy as shown in Figure A.12. The models are strength-

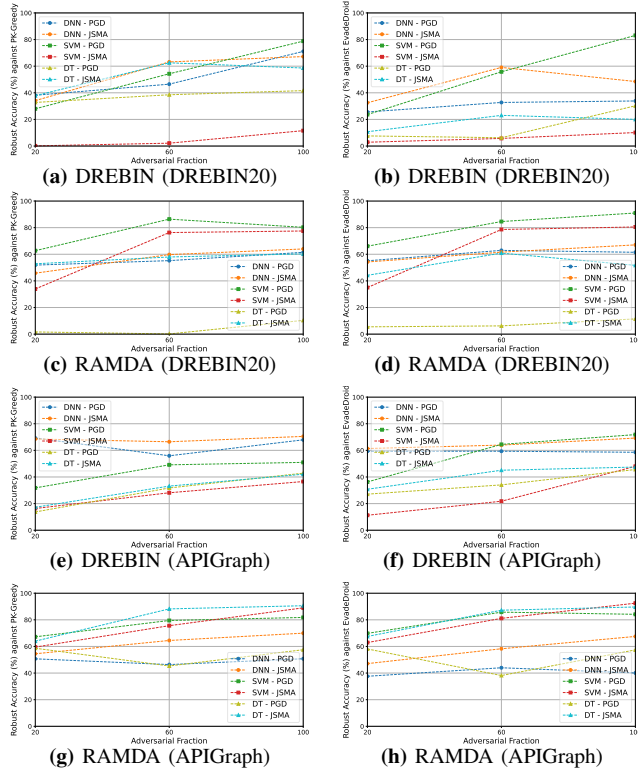


Figure A.14: Robust accuracy, gained from AT, of hardened models trained on (a and b) DREBIN representation and (c and d) RAMDA representation of the DREBIN20 dataset, and (e and f) DREBIN representation and (g and h) RAMDA representation of the APIGraph dataset against PK-Greedy and EvadeDroid considering the different percentages of AEs during the training epochs.

ened using either PGD or JSMA with different perturbation bounds.

8. Clean Performance Considering Different Adversarial Fractions

This section includes the evaluation of experiments that focus on evaluating the clean performance of various models trained on DREBIN and RAMDA representations of both DREBIN20 and APIGraph datasets in terms of F1 score as shown in Figure A.13. The models are strengthened using either PGD or JSMA with different perturbation fractions of adversarial example rates.

9. Robust Performance Considering Different Adversarial Fractions

This section includes the evaluation of experiments that focus on exploring the robust accuracy of various models trained on DREBIN and RAMDA representations of both DREBIN20 and APIGraph datasets in terms of Robust accuracy as shown in Figure A.14. The models are strengthened using either PGD or JSMA with different rates of AE during the training.

Table A.5: Summary of Findings.

Feature Space	Attack used in AT	Attacker's Knowledge	Type of AEs in AT	Variable	Linear Model		Non-linear Model	
					Clean Perf.	Robust Acc.	Clean Perf.	Robust Acc.
Discrete high-dim. sparse space	Feature-space, Unrealistic	PK	High-Conf. AEs	Increasing Pert. Bound	- More loss	- More gain	- No impact (deep) - Slight loss (shallow)	- No trend
				Very Large Bound	Unexamined	No effect or worse	Unexamined	No effect or worse
				Increasing AE Fraction	- More loss	- More gain	- No impact (deep) - Slight loss (shallow)	- No trend (deep) - More gain (shallow)
Discrete high-dim. sparse space	Feature-space, Unrealistic	PK	Low-Conf. AEs	Increasing Pert. Bound	- Slight loss	- No trend	- No impact (deep) - Slight loss (shallow)	- No trend - Higher robust acc. compared to the high-conf. AEs setting
				Very Large Bound	Unexamined	Unexamined	Unexamined	Unexamined
				Increasing AE Fraction	Slight loss	- More gain, but lower than the high-conf. AEs setting	- Slight loss	- More gain
Discrete low-dim. sparse space	Feature-space, Unrealistic	PK	High-Conf. AEs	Increasing Pert. Bound	- Varied loss	- No trend	- No impact (deep) - Varied loss (shallow).	- No trend - Higher robust acc. compared to the high-dim. space setting
				Very Large Bound	Unexamined	Unexamined	Unexamined	Unexamined
				Increasing AE Fraction	- More loss	- More gain	- No impact (deep) - More loss (shallow)	- No trend
Discrete low-dim. sparse space	Feature-space, Unrealistic	PK	Low-Conf. AEs	Increasing Pert. Bound	- More loss - Higher clean perf. compared to the high-conf. AEs setting	- More gain	- No impact (deep) - Varied loss (shallow)	- No trend - Higher robust acc. compared to the high-conf. AEs setting
				Very Large Bound	Unexamined	Unexamined	Unexamined	Unexamined
				Increasing AE Fraction	- More loss - Higher clean perf. compared to the high-conf. AEs setting	- More gain	- No impact (deep) - More loss (shallow)	- More gain - Higher robust acc. compared to the high-conf. AEs setting
Discrete high-dim. sparse space	Problem-space, Realistic	PK	Realizable AEs	Domain Constraints	- No impact vs. significant loss in the unrealizable high-conf. AEs setting	- Low robust acc. (against similar attack) vs. moderate robust acc. in the high-conf. unrealizable AEs setting.	- No impact like the unrealizable AEs setting	- High robust acc. against similar attack (deep) - Very low robust acc. (shallow)
Discrete high-dim. sparse space	Problem-space, Realistic	ZK	Realizable AEs	Domain Constraints	- No impact vs. significant loss in the unrealizable high-conf. AEs setting	- Low robust acc. (against similar attack) vs. moderate robust acc. in the high-conf. unrealizable AEs setting.	- No impact like unrealizable AEs setting	- Low robust acc. against similar attack, and very low against dissimilar attack vs. moderate robust acc. in the high-conf. unrealizable AEs setting (deep) - Very low robust acc. (shallow)
Discrete low-dim. sparse space	Problem-space, Realistic	PK	Realizable AEs	Domain Constraints	- No impact vs. significant loss in the unrealizable AEs setting	- Moderate robust acc. vs. high robust acc. in unrealizable AEs setting.	- No impact like the unrealizable AEs setting (deep)	- Very high robust acc. (deep) - High robust acc. like the robust acc. in unrealizable high-confidence AEs setting (shallow)
Discrete low-dim. sparse space	Problem-space, Realistic	ZK	Realizable AEs	Domain Constraints	- No impact vs. significant loss in the unrealizable AEs setting	- Moderate robust acc. vs. high robust acc. in unrealizable AEs setting.	- No impact like the unrealizable AEs setting (deep)	- High robust acc. (deep) - Moderate robust acc. against similar attack lower than unrealizable high-confidence AEs setting (shallow)