

Chirality in $(\vec{p}, 2p)$ reactions induced by proton helicity

Tomoatsu Edagawa,¹ Kazuki Yoshida,^{1,2,*} Shoichiro Kawase,³ Kazuyuki Ogata,^{4,1} and Masaki Sasano⁵

¹Research Center for Nuclear Physics, Osaka University, Ibaraki 567-0047, Japan

²Interdisciplinary Theoretical and Mathematical Sciences Program (iTHEMS), RIKEN, Wako 351-0198, Japan

³Department of Advanced Energy Science and Engineering,
Kyushu University, Kasuga, Fukuoka 816-8580, Japan

⁴Department of Physics, Kyushu University, Fukuoka 819-0395, Japan

⁵RIKEN Nishina Center, Hirosawa 2-1, Wako, Saitama 351-0198, Japan

(Dated: December 25, 2024)

It is shown that longitudinally-polarized protons can be used to induce chirality in final states of the (\vec{p}, pN) reaction at intermediate energies, when there exist three final-state particles with non-coplanar momentum vectors. The analyzing power A_z is proposed as a measure of this effect. Theoretical descriptions to obtain A_z based on an intuitive picture as well as a distorted wave impulse approximation are presented, showing that the helicity of incident protons is coupled to the chirality of the orbital motion of a single-particle wave function, resulting in the chirality of the final states and a large A_z value.

The origins of chirality in a variety of materials such as neutrinos, optical isomers, and biological molecules have attracted a wide range of interests [1–3]. In nuclei, there are theoretical interpretations to explain doublet bands observed for triaxial nuclei as the evidence of spontaneous chiral symmetry breaking of nuclear structures in the intrinsic frame [4, 5]. However, in the laboratory frame, the total Hamiltonian of an isolated nucleus is invariant under the mirror reflection. Therefore, there is no chirality in nuclear phenomena except for weak processes, without an external stimulus.

In this Letter, we propose to use a longitudinally-spin-polarized proton beam as a source of chirality in the (\vec{p}, pN) reaction at intermediate energies and investigate how the effects associated with chirality appear in the reaction. This type of reaction has been widely used to investigate single-particle (s.p.) structure of nuclei [6–9]: The nucleon knockout reaction can be regarded as a quasi-free nucleon-nucleon (NN) scattering of the incident proton and a nucleon inside the target nucleus. From the kinematics of the particles in the final state, i.e., the recoil proton, the knocked-out nucleon, and the reaction residue, the s.p. properties of the struck nucleon, e.g., the orbital angular momentum, the s.p. energy, and the spectroscopic factor, can be reliably obtained.

To the best of our knowledge, in past studies using the (\vec{p}, pN) reaction, only the transverse polarization of incident protons is used to measure the so-called vector analyzing power A_y [6–9], which appears as the geometrical asymmetry between left and right scatterings on the scattering plane in the coplanar condition. The to-be-knocked-out nucleon in the initial state is effectively polarized orthogonal to the scattering plane, because of the Maris effect [7, 10, 11].

Herein, in contrast, we polarize the incident proton along the beam direction and measure the asymmetry

appearing as chirality defined by the momentum vectors (collectively labeled as \mathcal{K}) for the three particles of final states. The knocked-out nucleon is effectively polarized in parallel to the beam direction.

To evaluate this effect, we introduce the longitudinal analyzing power A_z as,

$$A_z = p_z \frac{\sigma_+(\mathcal{K}) - \sigma_+(\tilde{\mathcal{K}})}{\sigma_+(\mathcal{K}) + \sigma_+(\tilde{\mathcal{K}})}, \quad (1)$$

where p_z is the polarization of the beam particle in parallel with the beam direction and $\sigma_{\pm}(\mathcal{K})$, where the subscript of σ denotes the polarization direction, are the cross sections associated with \mathcal{K} and its mirror partner $\tilde{\mathcal{K}}$, respectively. For simplicity, we assume a pure state of the polarization ($p_z = \pm 1$) hereafter. One can easily find an equivalent definition as

$$A_z = \frac{\sigma_+(\mathcal{K}) - \sigma_-(\mathcal{K})}{\sigma_+(\mathcal{K}) + \sigma_-(\mathcal{K})}, \quad (2)$$

which is defined as the asymmetry between σ_+ and σ_- for one of the mirror partner \mathcal{K} .

This Letter is structured as follows: First we show the origin of the asymmetry in A_z by providing an intuitive explanation, which is followed by a theoretical basis as well as a realistic calculation result. As a simple case, we study the $^{16}\text{O}(\vec{p}, 2p)^{15}\text{N}$ reaction at the incident proton energy of 250 MeV, where two different orbits, $0p_{1/2}$ and $0p_{3/2}$, are considered to evaluate A_z , followed by discussions and conclusions.

In the present paper, the target and residual nuclei are labeled as A and B, respectively, and the initial proton, emitted proton, knocked-out proton and the proton in A to be struck are labeled as particles 0, 1, 2, and N, respectively. The momentum (wave number) of particle/nucleus i ($i = 0, N, 1, 2, A$, or B) are denoted by \mathbf{K}_i , and the third component of the spin of the particle i is denoted by μ_i . A set of the momenta in the final state is denoted as $\mathcal{K} = (\mathbf{K}_1, \mathbf{K}_2, \mathbf{K}_B)$ and its mirror reflection (i.e. $x \rightarrow -x$) is denoted by $\tilde{\mathcal{K}} = (\tilde{\mathbf{K}}_1, \tilde{\mathbf{K}}_2, \tilde{\mathbf{K}}_B)$.

* Contact author: yoshidak@rcnp.osaka-u.ac.jp

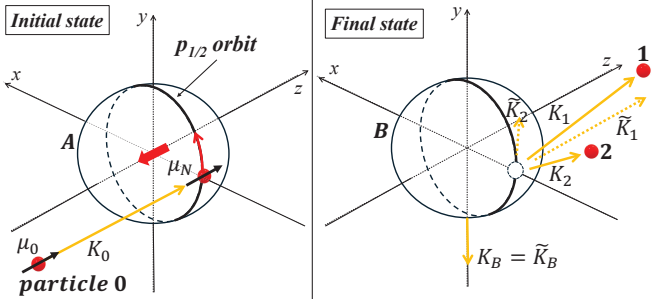


FIG. 1. A schematic view of initial (left) and final (right) states in the $^{16}\text{O}(\bar{p}, pN)$ reaction, where $0p_{1/2}$ proton having the spin (orbital angular momentum) in parallel with z ($-z$) direction is knocked out. As $C_{zz} \sim 1$, the $\mu_0 = \mu_N$ case is considered. Note that \mathcal{K} must be non-coplanar so as to satisfy $\mathcal{K} \neq \tilde{\mathcal{K}}$. Here we consider the laboratory frame where the nucleus A is at rest.

Figure 1 shows a schematic view of initial and final states of the $^{16}\text{O}(\bar{p}, pN)$ reaction from $0p_{1/2}$ orbit with $\mu_0 = \mu_N$. There are three steps in our intuitive explanation: Firstly, in this beam-energy domain, the NN scattering amplitude has a strong spin dependence; Cross sections for a spin-parallel pair of the colliding nucleons are much higher than those for an anti-parallel pair ($C_{zz} \sim 1$) for a broad range of scattering angles [12]. Consequently, the helicity of the incident proton (μ_0) is coupled to that of the s.p. orbit (μ_N) with the same direction, $\mu_0 = \mu_N$. The spin direction of μ_0 , μ_N , and the orbital angular momentum of the proton \mathbf{l} are, $\mu_0 \parallel \mu_N \parallel \hat{z}$ and $\mathbf{l} \parallel -\hat{z}$, in this case. This orbital motion, which is transverse to the beam direction, makes the NN -scattering plane tilted with respect to the beam axis. As a result, \mathcal{K} and $\tilde{\mathcal{K}}$ become non-coplanar. Secondly, the emitted particle 1 has larger momentum and kinetic energy than particle 2, which corresponds to forward scattering of the quasi-free NN scattering. Lastly, the asymmetry between events with \mathcal{K} and $\tilde{\mathcal{K}}$ appears as a result of the nuclear absorption effect. In events with \mathcal{K} , the momentum of particle 1 is large enough to go through the nucleus. At the same time, particle 2 with smaller momentum can also be observed without being absorbed, because particle 2 needs to penetrate only a short distance, as shown in Fig. 2. On the other hand, in $\tilde{\mathcal{K}}$, the particle 2 is barely observed, because it has to go across the nucleus with small momentum. Consequently, the cross section with \mathcal{K} is larger than that with $\tilde{\mathcal{K}}$, thereby resulting in a positive value of A_z in Eq. (1).

A more realistic description is given by the distorted-wave impulse approximation (DWIA), according to Ref. [13]. The DWIA calculations in the present paper are done using the transition matrix of Eq. (1) of Ref. [13]. Herein only essential parts are described below. We note that we omit the spin rotation of the distorted waves caused by nuclear spin-orbit (LS) potential for an explanatory purpose. In the realistic calculation shown below, these degrees of freedom are exactly treated. We

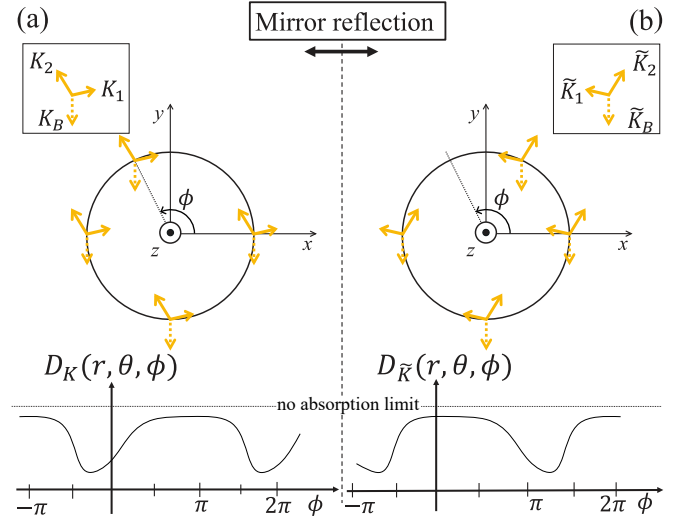


FIG. 2. Left panel (a): (Inset on top) $\mathcal{K} = (\mathbf{K}_1, \mathbf{K}_2, \mathbf{K}_B)$ in the final state on the xy -plane. Note that only the transverse component of \mathcal{K} is shown in the figure, and the longitudinal component of \mathbf{K}_2 is smaller than \mathbf{K}_1 . (Middle) A geometrical relation between \mathcal{K} and ϕ . The absorption is maximum in $3\pi/2 \lesssim \phi \lesssim 2\pi$, where particle 2 (\mathbf{K}_2) goes across the nucleus in this example. (Bottom) A schematic figure of the ϕ dependence of $D_{\mathcal{K}}$ as a function of ϕ for a certain (r, θ) . Right panel (b): same as (a) but for the mirror partner $\tilde{\mathcal{K}}$. Note that $D_{\mathcal{K}}$ and $D_{\tilde{\mathcal{K}}}$ are both periodic with respect to ϕ and related as $D_{\mathcal{K}}(r, \theta, \phi) = D_{\tilde{\mathcal{K}}}(r, \theta, \pi - \phi)$.

follow the Madison convention for the definition of the coordinate system and spin observable.

For a given \mathcal{K} , σ_{\pm} is obtained as

$$\sigma_{\pm}(\mathcal{K}) = F_{\text{kin}}(\mathcal{K}) \sum_{\mu_1 \mu_2 \mu_j} |T_{\mu_1 \mu_2, \pm 1/2, \mu_j}(\mathcal{K})|^2, \quad (3)$$

where $F_{\text{kin}}(\mathcal{K})$ is the kinetic factor (i.e. the product of the phase-space volume and Jacobian) and $T_{\mu_1, \mu_2, \mu_0, \mu_j}$ represents the transition matrix of the (p, pN) process, given by

$$T_{\mu_1 \mu_2 \mu_0 \mu_j} = \sum_{\mu_N} \tilde{t}_{\kappa' \mu_1 \mu_2, \kappa \mu_0 \mu_N} \times \int d\mathbf{R} D_{\mathcal{K}}(\mathbf{R}) \Phi_{nlj, \mu_N}(\mathbf{R}) \quad (4)$$

where \tilde{t} is the NN transition amplitude with the initial and final NN relative momentum, κ and κ' , respectively. \mathbf{R} represents the coordinate of the center-of-mass of particles 0 and N regarding the nucleus B .

The function $D_{\mathcal{K}}$ describes to what extent the reaction is hindered due to the absorption effect at coordinate \mathbf{R} , given by the product of the three distorted waves given as

$$D_{\mathcal{K}}(\mathbf{R}) = \chi_{1, \mathbf{K}_1}^{(-)*}(\mathbf{R}) \chi_{2, \mathbf{K}_2}^{(-)*}(\mathbf{R}) \chi_{0, \mathbf{K}_0}^{(+)}(\mathbf{R}). \quad (5)$$

The s.p. wave function is given by

$$\Phi_{nlj,\mu_N}(\mathbf{R}) = \sum_m (lm, 1/2, \mu_N | j\mu_j) \Psi_{nljm}(\mathbf{R}), \quad (6)$$

where $\Psi_{nljm}(\mathbf{R})$ is the s.p. wave function of the magnetic substate m for given radial quantum number n , orbital angular momentum l , and total angular momentum j .

Since the function $D_{\mathcal{K}}$ is periodic with respect to ϕ , it can be Fourier-expanded with respect to ϕ in its domain $[0, 2\pi]$ as

$$D_{\mathcal{K}}(r, \theta, \phi) = \sum_{m_d} d_{\mathcal{K}}^{m_d}(r, \theta) e^{-im_d\phi}, \quad (7)$$

Using this expansion, we rewrite the transition matrix element as a sum of m ,

$$T_{\mu_1\mu_2\mu_0\mu_j} = \sum_m (lm, 1/2, \mu_N | j\mu_j) \tilde{t}_{\kappa'\mu_1\mu_2,\kappa\mu_0\mu_N} \times \mathcal{F}_{nljm}(\mathcal{K}), \quad (8)$$

where

$$\mathcal{F}_{nljm}(\mathcal{K}) = 2\pi \int r^2 dr \int d(\cos\theta) d_{\mathcal{K}}^m(r, \theta) \times u_{nlj}(r) P_{lm}(\cos\theta). \quad (9)$$

Here $u_{nlj}(r)$ is the radial part of $\Psi_{nljm}(\mathbf{R})$, and $P_{lm}(\theta)$ is the associated Legendre polynomial. We note that the integration over ϕ is done and in consequence, only the $m_d = m$ component has a non-zero value.

It is noteworthy that $\mathcal{F}_{nljm}(\mathcal{K})$ and $d_{\mathcal{K}}^m$ are chiral:

$$\mathcal{F}_{nljm}(\mathcal{K}) \neq \mathcal{F}_{nljm}(\tilde{\mathcal{K}}) = \mathcal{F}_{nlj,-m}(\mathcal{K}), \quad (10)$$

because

$$d_{\mathcal{K}}^m(r, \theta) \neq d_{\tilde{\mathcal{K}}}^m(r, \theta) = d_{\mathcal{K}}^{-m}(r, \theta). \quad (11)$$

The relation $\mathcal{F}_{nljm}(\mathcal{K}) \neq \mathcal{F}_{nlj,-m}(\mathcal{K})$ means the angular momentum vector \mathbf{l} is ‘‘polarized’’, when \mathcal{K} is selected, as intuitively explained.

Inserting Eq. (8) to Eq. (3) and assuming that the NN scattering occurs only for spin-aligned pairs (i.e. $\mu_0 = \mu_N$), we find

$$\sigma_{\pm}(\mathcal{K}) = F_{\text{kin}}(\mathcal{K}) \left(\sum_{\mu_1\mu_2} |\tilde{t}_{\kappa'\mu_1\mu_2,\kappa,\pm 1/2,\pm 1/2}|^2 \right) \sum_{\mu_j=-j}^j |(l, \mu_j \mp 1/2, 1/2, \pm 1/2 | j\mu_j) \mathcal{F}_{nlj,\mu_j \mp 1/2}(\mathcal{K})|^2. \quad (12)$$

For the $p_{1/2}$ orbit, we have

$$\sigma_{\pm} \propto \frac{1}{3} \left| \mathcal{F}_{0,1,\frac{1}{2},0} \right|^2 + \frac{2}{3} \left| \mathcal{F}_{0,1,\frac{1}{2},\mp 1} \right|^2 \quad (13)$$

and

$$\sigma_+ - \sigma_- \propto \frac{2}{3} \left\{ \left| \mathcal{F}_{0,1,\frac{1}{2},-1} \right|^2 - \left| \mathcal{F}_{0,1,\frac{1}{2},+1} \right|^2 \right\}. \quad (14)$$

Here we omit the product of F_{kin} and the squared sum of \tilde{t} as a proportionality coefficient. Note that their signs are both positive. For the $p_{3/2}$ orbit,

$$\sigma_+ - \sigma_- \propto \frac{2}{3} \left\{ \left| \mathcal{F}_{01\frac{3}{2},+1} \right|^2 - \left| \mathcal{F}_{01\frac{3}{2},-1} \right|^2 \right\}. \quad (15)$$

Comparing Eqs. (14) and (15), one can find that the positive (negative) m component gives positive (negative) contribution to $A_z \propto \sigma_+ - \sigma_-$, in $j_>$ ($j_<$) case.

Now, we apply this theoretical framework to a calculation for the $^{16}\text{O}(\bar{p}, 2p)^{15}\text{N}$ reaction at 250 MeV. In the present calculation, kinematics are fixed as follows. The particle-1 kinetic energy $T_1 = 158$ MeV, and its emission direction $\theta_1 = 27^\circ$, $\phi_1 = 0^\circ$ and particle-2 polar angle $\theta_2 = 56^\circ$. Note that ϕ_1 can be fixed at 0° without loss of generality. The particle-2 azimuthal angle ϕ_2 is varied between $\phi_2 = 90^\circ$ and 270° and the other degree of freedom is given by the conservation law. The triple differential cross section (TDX) of the reaction is then given by $d^3\sigma/dT_1 d\Omega_1 d\Omega_2$. The deviation of $\phi_{12} \equiv \phi_2 - \phi_1$ from 180° corresponds to the non-coplanarity, and TDX and A_z are discussed as a function of ϕ_{12} in the present study.

The calculation is performed by using the computer program PIKOE [13]. As numerical inputs, we use the s.p. potential of Bohr and Mottelson [14] for the nucleon s.p. wave function. The parameterization of Franey and Love [15] is used for the NN effective interaction, t_{NN} . The distorted waves of the incident proton and the emitted protons are obtained as scattering waves under the optical potentials of the EDAD1 parameter of the Dirac phenomenology [16, 17]. Note that the calculation is done using PIKOE code [13] but a new option to calculate A_z is implemented for the present study. To realize calculations corresponding to Eq. (12), the LS term of the distorting potential is excluded and $C_{zz} = 1$ is explicitly assumed by imposing $\mu_0 = \mu_N$ in the numerical calculation, unless otherwise mentioned.

In Fig. 3, the ϕ_{12} dependence of calculated TDX and A_z of $^{16}\text{O}(\bar{p}, 2p)$ knockout reaction from $0p$ orbits are shown. It is confirmed that $A_z = 0$ at $\phi_{12} = 180^\circ$ (coplanar condition). In addition, A_z has symmetry as $A_z(\phi_{12}) = -A_z(360^\circ - \phi_{12})$. Note that the operation $\phi_{12} \rightarrow 360^\circ - \phi_{12}$ corresponds to the mirror reflection (i.e. $\mathcal{K} \rightarrow \tilde{\mathcal{K}}$), because the particles 1 and 2 are identical. The region $\phi_{12} < 180^\circ$ corresponds to the situation shown in Fig. 1. In this case, A_z has a positive value for the $0p_{1/2}$ orbit, as expected. Also, as expected from Eqs. (14) and (15), A_z has the opposite sign between the $0p_{1/2}$ and $0p_{3/2}$ orbits. It is confirmed that the overall downward trend to the right originates from the LS term of the NN effective interaction, by an analysis excluding that term.

More realistic calculations can be done by restoring the LS term of the optical potential and the $\mu_0 \neq \mu_N$ components. In Fig. 4, TDX and A_z of such calculations are shown. In comparison with Fig. 3, the behavior of A_z in $140^\circ \lesssim \phi_{12} \lesssim 220^\circ$ is kept similar, and the aforementioned mechanism survives in the realistic case. It is no-

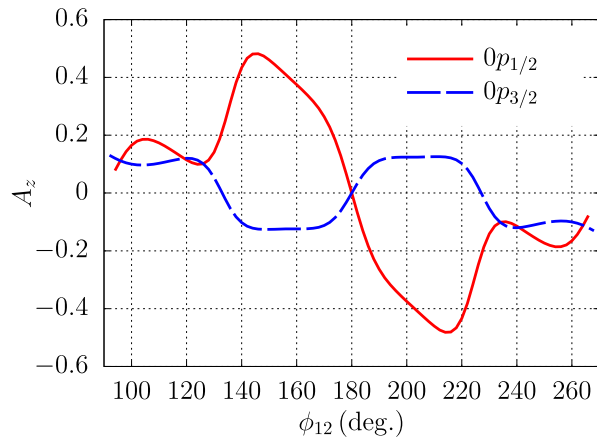


FIG. 3. A_z of $^{16}\text{O}(\vec{p}, 2p)$ knockout reaction from $0p$ orbits calculated using Eq. (12).

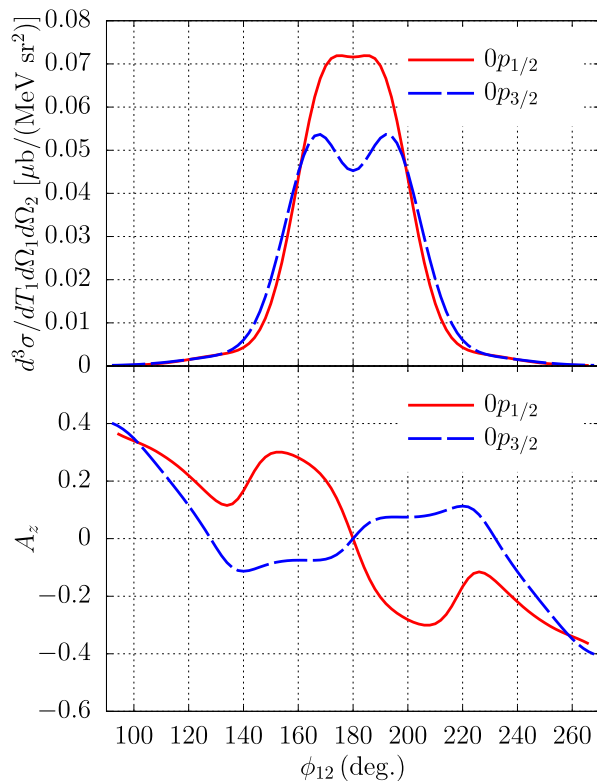


FIG. 4. TDXs (top) and longitudinal analyzing powers (bottom) A_z calculated for the $^{16}\text{O}(\vec{p}, 2p)$ reaction at 250 MeV as a function of ϕ_{12} , including the LS term of the optical potential and the $\mu_0 \neq \mu_N$ components. The proton knockout from the $0p_{1/2}$ and $0p_{3/2}$ orbits are labeled as solid and dashed lines, respectively.

table that A_z has peaks at around $\phi_{12} = 140^\circ\text{--}150^\circ$ and $210^\circ\text{--}220^\circ$, where TDX has finite magnitude and promising for experimental measurements. The LS term of the distorting potential has a major effect on both edge of the ϕ_{12} region, although TDX in this region is very small.

As a future prospect, A_z can be defined for other knockout reactions at intermediate energies induced by the longitudinally-polarized protons, if there are more than two particles in their final states. In practice, however, a large A_z value requires a strong spin-spin correlation between the incident proton and the particle to be knocked out. Therefore, we consider that it is difficult to apply this method to knockout reactions such as $(p, p\alpha)$ but may be used for studying $(p, p^3\text{He})$ or (p, pt) reactions, from which one could study the orbital motion of the ^3He and t clusters.

From an experimental point of view, it is possible to measure A_z by using a ϕ -symmetric setup such as a solenoid spectrometer. This is in contrast to the case of A_y , where only a part of ϕ angles can contribute to A_y . Such a unique feature of A_z is most suitable for studying the s.p. natures in unstable nuclei using radioactive isotope beams with the (p, pN) reaction in inverse kinematics [18].

In summary, we proposed to use a longitudinally-polarized proton to induce chirality in the (p, pN) reaction at intermediate energies. Using the non-coplanar three-body kinematics in the final state, the analyzing power A_z was defined to distinguish the direction of the orbital motion for an s.p. wave function, whose spin direction is effectively polarized along the beam direction due to the strong spin correlation with the incident proton ($C_{zz} \sim 1$). We investigated this effect for the $^{16}\text{O}(\vec{p}, 2p)$ reaction at 250 MeV based on the intuitive picture, as well as the formulation based on the DWIA for the realistic calculations. The result shows large A_z values for the $0p_{1/2}$ and $0p_{3/2}$ orbits, exhibiting a characteristic behavior; the sign of A_z for an orbit is opposite to its LS partner. It can be regarded that the chirality induced by the incident proton is delivered to the chirality of the final states through s.p. states with the LS coupling and the absorption effect of the nucleus.

ACKNOWLEDGMENTS

We wish to acknowledge T. Uesaka for valuable comments and discussions. This work is supported in part by Grant-in-Aid for Scientific Research (No. JP20K14475, and No. JP21H04975) from Japan Society for the Promotion of Science (JSPS).

-
- [1] M. Goldhaber, L. Grodzins, and A. W. Sunyar, Helicity of neutrinos, *Phys. Rev.* **109**, 1015 (1958).
 [2] R. Hegstrom, β decay and the origins of biological chi-

- rality: theoretical results, *Nature* **297**, 643 (1982).
 [3] S. Mason, Origins of biomolecular handedness, *Nature* **311**, 19 (1984).

- [4] S. Frauendorf and Jie Meng, Tilted rotation of triaxial nuclei, *Nuclear Physics A* **617**, 131 (1997).
- [5] I. Hamamoto, Possible presence and properties of multi-chiral-pair bands in odd-odd nuclei with the same intrinsic configuration, *Phys. Rev. C* **88**, 024327 (2013).
- [6] G. Jacob and T. A. J. Maris, Quasi-Free Scattering and Nuclear Structure, *Rev. Mod. Phys.* **38**, 121 (1966).
- [7] G. Jacob and T. A. J. Maris, Quasi-Free Scattering and Nuclear Structure. II., *Rev. Mod. Phys.* **45**, 6 (1973).
- [8] T. Wakasa, K. Ogata, and T. Noro, Proton-induced knockout reactions with polarized and unpolarized beams, *Progress in Particle and Nuclear Physics* **96**, 32 (2017).
- [9] T. Noro, T. Wakasa, T. Ishida, H. P. Yoshida, M. Dozono, H. Fujimura, K. Fujita, K. Hatanaka, T. Ishikawa, M. Itoh, J. Kamiya, T. Kawabata, Y. Maeda, H. Matsubara, M. Nakamura, H. Sakaguchi, Y. Sakemi, Y. Shimizu, H. Takeda, Y. Tameshige, A. Tamii, K. Tamura, S. Terashima, M. Uchida, Y. Yasuda, and M. Yosoi, Experimental study of ($p, 2p$) reactions at 392 MeV on ^{12}C , ^{16}O , ^{40}Ca and ^{208}Pb nuclei leading to low-lying states of residual nuclei, *Progress of Theoretical and Experimental Physics* **2020**, 093D02 (2020).
- [10] T. Maris, M. Teodoro, and E. Veit, Effective polarization in quasi-free scattering, *Physics Letters B* **94**, 6 (1980).
- [11] Shubhchintak, C. Bertulani, and T. Aumann, Maris polarization in neutron-rich nuclei, *Physics Letters B* **778**, 30 (2018).
- [12] NN-Online, <https://nn-online.org/>, accessed: 2024-10-18.
- [13] K. Ogata, K. Yoshida, and Y. Chazono, PIKOE: A computer program for distorted-wave impulse approximation calculation for proton induced nucleon knockout reactions, *Computer Physics Communications* **297**, 109058 (2024).
- [14] A. Bohr and B. R. Mottelson, *Nuclear Structure, Vol. I* (Benjamin, New York, 1969).
- [15] M. A. Franey and W. G. Love, Nucleon-nucleon t-matrix interaction for scattering at intermediate energies, *Phys. Rev. C* **31**, 488 (1985).
- [16] S. Hama, B. C. Clark, E. D. Cooper, H. S. Sherif, and R. L. Mercer, Global Dirac optical potentials for elastic proton scattering from heavy nuclei, *Phys. Rev. C* **41**, 2737 (1990).
- [17] E. D. Cooper, S. Hama, B. C. Clark, and R. L. Mercer, Global Dirac phenomenology for proton-nucleus elastic scattering, *Phys. Rev. C* **47**, 297 (1993).
- [18] S. Kawase, T. Uesaka, T. L. Tang, D. Beaumel, M. Dozono, T. Fukunaga, T. Fujii, N. Fukuda, A. Galindo-Uribarri, S. Hwang, N. Inabe, T. Kawabata, T. Kawahara, W. Kim, K. Kisamori, M. Kobayashi, T. Kubo, Y. Kubota, K. Kusaka, C. Lee, Y. Maeda, H. Matsubara, S. Michimasa, H. Miya, T. Noro, Y. Nozawa, A. Obertelli, K. Ogata, S. Ota, E. Padilla-Rodal, S. Sakaguchi, H. Sakai, M. Sasano, S. Shimoura, S. Stepanyan, H. Suzuki, T. Suzuki, M. Takaki, H. Takeda, A. Tamii, H. Tokieda, T. Wakasa, T. Wakui, K. Yako, J. Yasuda, Y. Yanagisawa, R. Yokoyama, K. Yoshida, K. Yoshida, and J. Zenihiro, Exclusive quasi-free proton knockout from oxygen isotopes at intermediate energies, *Progress of Theoretical and Experimental Physics* **2018**, 021D01 (2018).