

Probing the magnetic origin of the pseudogap using a Fermi-Hubbard quantum simulator

Thomas Chalopin,^{1,2,3,*} Petar Bojović,^{1,2} Si Wang,^{1,2} Titus Franz,^{1,2} Aritra Sinha,⁴ Zhenjiu Wang,^{5,6,7} Dominik Bourgund,^{1,2} Johannes Obermeyer,^{1,2} Fabian Grusdt,^{2,5,6} Annabelle Bohrdt,^{8,2} Lode Pollet,^{2,5,6} Alexander Wietek,⁴ Antoine Georges,^{9,10,11,12} Timon Hilker,^{1,2,13} and Immanuel Bloch^{1,2,5}

¹Max-Planck-Institut für Quantenoptik, 85748 Garching, Germany

²Munich Center for Quantum Science and Technology, 80799 Munich, Germany

³Laboratoire Charles Fabry, Institut d'Optique Graduate School, CNRS, Université Paris-Saclay, 91127 Palaiseau, France

⁴Max Planck Institute for the Physics of Complex Systems, Nöthnitzer Strasse 38, Dresden 01187, Germany

⁵Fakultät für Physik, Ludwig-Maximilians-Universität, 80799 Munich, Germany

⁶Arnold Sommerfeld Center for Theoretical Physics (ASC), Ludwig-Maximilians-Universität, 80799 Munich, Germany

⁷Lanzhou Center for Theoretical Physics, Key Laboratory of Quantum Theory and Applications of MoE, Key Laboratory of Theoretical Physics of Gansu Province, and School of Physical Science and Technology, Lanzhou University, Lanzhou, Gansu 730000, China.

⁸University of Regensburg, Universitätsstr. 31, 93053 Regensburg, Germany

⁹Collège de France, PSL University, 11 place Marcelin Berthelot, 75005 Paris, France

¹⁰Center for Computational Quantum Physics, Flatiron Institute, 162 5th Avenue, New York, New York 10010, USA

¹¹CPHT, CNRS, École Polytechnique, IP Paris, F-91128 Palaiseau, France

¹²DQMP, Université de Genève, 24 quai Ernest Ansermet, CH-1211 Genève, Suisse

¹³Department of Physics and SUPA, University of Strathclyde, Glasgow G4 0NG, United Kingdom

In strongly correlated materials, interacting electrons are entangled and form collective quantum states, resulting in rich low-temperature phase diagrams [1]. Notable examples include cuprate superconductors, in which superconductivity emerges at low doping out of an unusual “pseudogap” metallic state above the critical temperature [2–5]. The Fermi-Hubbard model [6], describing a wide range of phenomena associated with strong electron correlations [7, 8], still offers major computational challenges despite its simple formulation. In this context, ultracold atoms quantum simulators have provided invaluable insights into the microscopic nature of correlated quantum states [9–12]. Here, we use a quantum gas microscope Fermi-Hubbard simulator to explore a wide range of doping levels and temperatures in a regime where a pseudogap is known to develop. By measuring multi-point correlation functions up to fifth order, we uncover a novel universal behaviour in magnetic and higher-order spin-charge correlations. This behaviour is characterized by a doping-dependent energy scale that governs the exponential growth of the magnetic correlation length upon cooling. Accurate comparisons with determinant Quantum Monte Carlo and Minimally Entangled Typical Thermal States simulations confirm that this energy scale agrees well with the pseudogap temperature T^* . Our findings establish a qualitative and quantitative understanding of the magnetic origin and physical nature of the pseudogap and pave the way towards the exploration of pairing and collective phenomena among charge carriers expected to emerge at lower temperatures.

Cuprate compounds, most notably known for hosting high- T_c superconductivity, constitute paradigmatic examples of strongly correlated materials. Depending on the excess charge carrier density — the doping — their low-temperature phase diagram ranges from antiferromagnetic insulating states to charge-ordered stripe states or unconventional superconducting states [2, 3]. At higher temperatures, in the so-called “underdoped” regime below the optimal doping level for superconductivity, the metallic phase of cuprates features a “pseudogap”, *i.e.* a partial depletion of the density of states at the Fermi level [4, 5, 13]. The physical origin of the pseudogap has been long debated. It is sometimes considered as a precursor of the superconducting state [5], similar to the phenomenology found in unitary Fermi gases, where a pseudogap develops above the critical temperature for superfluidity [14–16]. Other explanations em-

phasize magnetic correlations [13, 17–19] and relations to the stripe phase [20, 21]. Possible spin or charge ordering instabilities of the pseudogap state have also been widely discussed [22–24].

The Fermi-Hubbard model (FHM) is the minimal model for describing interacting fermions on a lattice [6] and, in its two-dimensional (2D) version, is widely believed to capture the key features of cuprate materials [7, 25]. Its phase diagram (schematized on Fig. 1c) features an insulating ground state at half-filling with antiferromagnetic (AFM) long-range order, which becomes stripe (spin and charge) ordered when doped. Superconducting long-range order has also been reported upon doping, with the delicate interplay between superconductivity and stripe ordering depending on details of the model [26, 27]. At finite temperature, a pseudogap opens below a characteristic temperature T^* [8, 28–31].

Over the past few years, tremendous progress has been made both from an experimental and theoretical perspective towards a better understanding of the micro-

* Electronic address: thomas.chalopin@institutoptique.fr

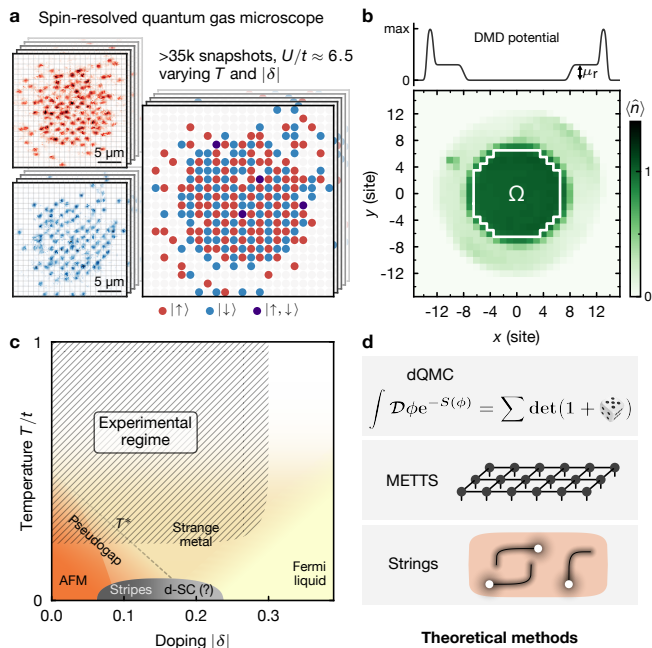


Figure 1. **Quantum simulation of the Fermi-Hubbard model.** **a.** Examples of experimental snapshots using a quantum gas microscope with spin and charge resolution. **b.** Averaged atomic density, depicting the central region (Ω) over which the analysis is carried out, and the surrounding reservoir with chemical potential μ_r experimentally adjusted using a DMD (see SI). **c.** Conjectured phase diagram of the FHM. The hatched region approximately depicts the regime accessed by our experimental apparatus. AFM: region with sizeable antiferromagnetic correlations. d-SC: conjectured superconducting phase. **d.** Theoretical methods employed in this work: dQMC, METTS, and geometric strings (see text).

scopic nature of strongly correlated phases emerging in the FHM and its derivatives. Quantum gas microscopes, in particular, have provided valuable insights into the formation of spin-ordered phases [9, 32], the interplay between spin and charge degrees of freedom [10, 33–39], the emergence of charge-ordered states [11, 12], and transport properties [40–42]. Numerical methods, on the other hand, are increasingly arriving at a consensus regarding the physics of the 2D FHM in certain regimes [8, 43, 44]. Stripe order has been confirmed by numerous methods as the ground state at finite doping and intermediate coupling strengths [43, 45–48], the pseudogap regime has been tied to the onset of antiferromagnetic correlations [17, 18, 31, 44, 49, 50] and charge clustering [51], and superconductivity has been found to be strongly enhanced upon adding next-nearest neighbour hopping [27, 52–55].

In this work, we systematically explore the 2D FHM over a wide range of doping levels and temperatures with a quantum gas microscope Fermi-Hubbard simulator (Fig. 1a). We use spin and charge correlation functions to provide a microscopic description of the underlying strongly-correlated states, especially in a regime

where the presence of a pseudogap is well established [17, 18, 31, 49, 50]. We compare our measurements to different numerical methods (Fig. 1d), including determinant Quantum Monte Carlo (dQMC) [56, 57], Minimally Entangled Typical Thermal States (METTS) [49, 58–60] — a method based on matrix-product states —, and an effective model based on chargin-spinon geometric strings [61].

I. EXPERIMENTAL PROTOCOL

Our experiment consists in loading a spin-balanced ultracold gas of ^6Li atoms in a 2D optical lattice [62, 63], which naturally implements the FHM with Hamiltonian

$$\hat{H} = -t \sum_{\langle i, j \rangle, \sigma} \hat{c}_{i, \sigma}^\dagger \hat{c}_{j, \sigma} + \text{h.c.} + U \sum_i \hat{n}_{i, \uparrow} \hat{n}_{i, \downarrow}. \quad (1)$$

Here, t and U denote the tunneling and (on-site) interaction energies, $\sigma = \uparrow, \downarrow$ is the spin, $\hat{c}_{i, \sigma}$ ($\hat{c}_{i, \sigma}^\dagger$) is the fermionic annihilation (creation) operator for spin σ on site i , $\hat{n}_{i, \sigma} = \hat{c}_{i, \sigma}^\dagger \hat{c}_{i, \sigma}$, and $\langle i, j \rangle$ designate nearest-neighbour (NN) lattice sites. The optical potential is engineered using a Digital Micromirror Device (DMD) such as to have a homogeneous system of $|\Omega| = 145$ lattice sites surrounded by a low-density reservoir (Fig. 1b), whose chemical potential is adjusted to control the central particle density $\langle \hat{n}_i \rangle$ (SI). The temperature of the system can be tuned by holding the atoms in the lattice for a variable time, naturally causing heating [9]. Throughout this work, tunnelling and interaction energies are set to $t/h = 300(25)$ Hz and $U/h = 1.95(5)$ kHz, such that $U/t = 6.5(5)$. This choice is motivated by recent theoretical work showing the maximum extent of the pseudogap phase as a function of doping at temperature ranges relevant to this work [18, 31]. Detection is performed using a quantum gas microscope, allowing for spin and charge resolution (Fig. 1a), as described in our recent work [12, 64].

We collected 36 485 snapshots at various doping levels and heating durations and binned them accordingly. In particular, we evaluate for each bin the system-averaged, normalized, and connected spin correlation function

$$C_{\text{ss}}^{(2)}(\mathbf{d}) = \frac{4}{\mathcal{N}_{\mathbf{d}}} \sum_{i \in \Omega} \langle \hat{S}_i^z \hat{S}_{i+\mathbf{d}}^z \rangle_c, \quad (2)$$

and bin together datasets with similar density and nearest-neighbour (NN) correlations $C_{\text{ss}}^{(2)}(|\mathbf{d}| = 1)$, which we use as a proxy for the temperature. In the above expression, $\mathcal{N}_{\mathbf{d}}$ is a normalization constant that counts the number of pairs of lattice sites separated by \mathbf{d} , $\hat{S}_i^z = (\hat{n}_{i, \uparrow} - \hat{n}_{i, \downarrow})/2$ is the z -component of the spin operator on lattice site i , and $\langle \cdot \rangle_c$ designates connected correlations. We refer the reader to the SI for additional information regarding the exact definition of connected

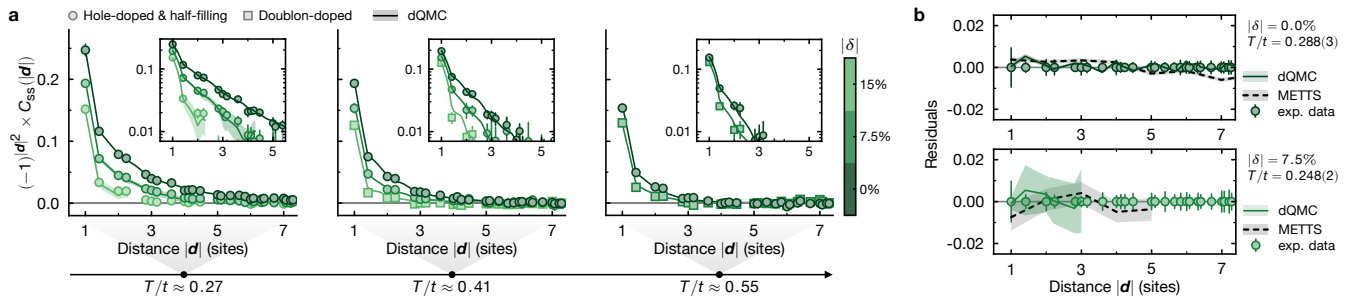


Figure 2. **Thermometry.** **a.** The temperature of the experimental datasets is extracted by finding the best fit between dQMC numerical calculations (solid lines) and the measured spin correlations $C_{ss}^{(2)}(|\mathbf{d}|)$ (data points), with the temperature being the only fitting parameter. Experimental errorbars in this figure and in all figures correspond to the standard deviation of a bootstrap analysis. **b.** Residuals between dQMC and experiment (solid line) and comparison to METTS (dashed line), taking the experimental data points as a reference, for half-filling (top) and at $|\delta| = 7.5\%$ doping (bottom). Here, METTS is computed on a 32×4 cylinder, and dQMC on a square with periodic boundary conditions of size 16×16 (half-filling) or 10×10 (finite doping). Numerical errorbars (see SI) in this figure and in all figures are indicated by shaded regions.

correlation functions, our binning procedure, and the effect of finite detection fidelity on our observables.

The above-described procedure results in about 120 datasets of 5%-wide doping bins, with $-30\% \leq \delta = \langle \hat{n}_i \rangle - 1 \leq 30\%$. For each dataset, we compare the radially-averaged spin correlations $C_{ss}^{(2)}(|\mathbf{d}|)$ to dQMC simulations performed at various doping levels and temperatures (Fig. 2a, see also the SI). We observe excellent agreement between the experimental and numerical data with temperature as the only adjustable parameter. This procedure thus allows the assignment of a temperature to each dataset, ranging from $T/t \approx 0.2$ to $T/t \approx 1$ (the Boltzmann constant is set to $k_B = 1$). The results are furthermore compared to METTS (see Fig. 2b), which also shows an excellent agreement with both the experimental and dQMC data.

II. SPIN CORRELATIONS

In the thermodynamic limit, the Mermin-Wagner theorem prevents true long-range order at any finite temperature in the 2D FHM [65]. Nevertheless, close to half-filling, AFM order becomes more and more prominent as the temperature decreases. Here, we measure spin correlations which are significantly non-zero up to more than seven sites, a distance comparable to the radius of our system. In order to characterize the strength and range of spin correlations, we compute the spin structure factor $\mathcal{S}(\mathbf{q})$, defined as the Fourier transform of the spin correlations

$$\mathcal{S}(\mathbf{q}) = \sum_{\mathbf{d} \in \Phi} e^{i\mathbf{q}\mathbf{d}} C_{ss}^{(2)}(\mathbf{d}), \quad (3)$$

where Φ , represented by the gray square in Fig. 3a, corresponds to the region $\max(d_x, d_y) \leq 7$ sites. We show in Fig. 3c the spin structure factor computed from the data in Fig. 3a, depicting a strong peak centered

at $\mathbf{q}_{\text{AFM}} = (\pi, \pi)$ as a manifestation of sizeable and extended AFM correlations. $\mathcal{S}(\mathbf{q})$ is compared to an Ornstein-Zernike form [44] capturing the exponential decay (in real space) of the AFM correlations,

$$\mathcal{S}(\mathbf{q}) = \frac{A}{\xi^{-2} + (\mathbf{q} - \mathbf{q}_{\text{AFM}})^2} + B(\mathbf{q}), \quad (4)$$

Here, ξ is the spin correlation length and $B(\mathbf{q})$ is an empirically determined broad background characterizing the short-range behaviour of the correlation function (see SI). The fit to the data accurately captures the shape of the structure factor throughout the first Brillouin zone (Fig. 3d). We emphasize that, given the experimental temperature and resolution achieved here, we do not detect a shift of the ordering vector away from (π, π) expected at low temperatures [66] as a possible precursor to stripe ordering [48, 49]. The spin correlation length ξ matches the real-space decay of the correlations, as highlighted by the orange line in Fig. 3b. Note that the correlation length as defined here is associated with the equal-time spin correlation function, and not with the static (zero-frequency) one.

The same analysis is carried out systematically for all our datasets, allowing us to extract the spin correlation length as a function of temperature and doping, as depicted in Fig. 3e. There, each point corresponds to a single dataset, and a Delaunay triangulation is performed to pave the (δ, T) space: the colour of each triangle is given by the average value of ξ over all three of its vertices. As expected from the symmetry of the Fermi-Hubbard model, the correlation length appears symmetric with respect to half-filling, *i.e.* hole doping ($\delta < 0$) and doublon-doping ($\delta > 0$) have identical effects on the correlation length. We clearly observe an increase in the spin correlation length as doping levels get closer to half-filling and the temperature is reduced.

The temperature dependence of the measured correlation length is found to be well described by an exponen-

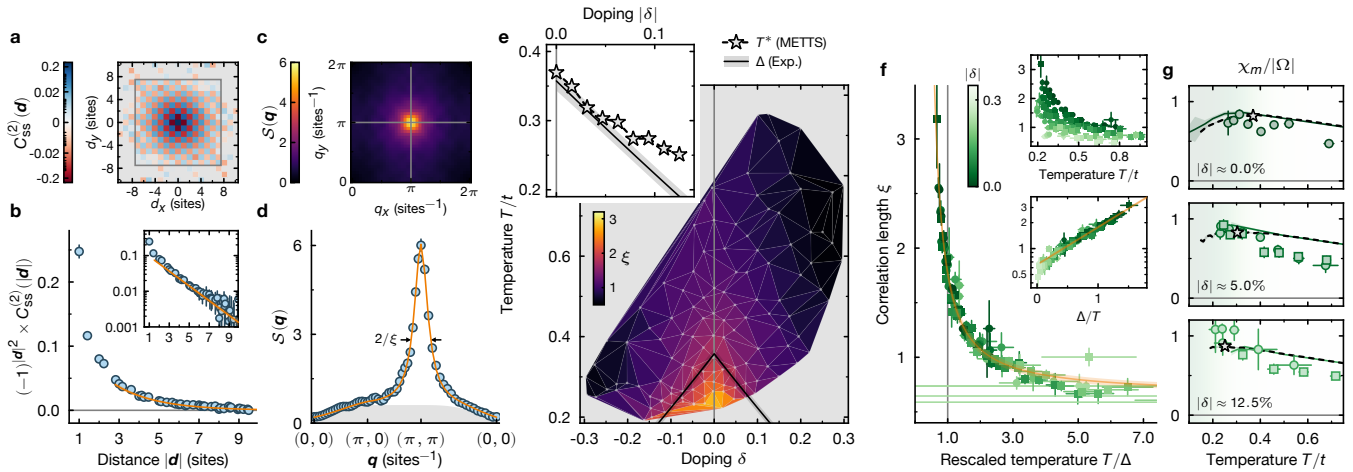


Figure 3. **Magnetic correlations in the pseudogap.** **a.** Spin correlation map at $T/t = 0.25(1)$ and $\delta \approx -2.5\%$. **b.** Sign-corrected spin correlations as a function of distance. The inset shows the same data in log scale, and the solid line is an exponential decay extracted from the spin structure factor. **c.** Symmetrized spin structure factor $\mathcal{S}(\mathbf{q})$ evaluated from a subregion of the spin correlation map (gray square in (a)). **d.** Spin structure factor evaluated over a path $\mathbf{0} \rightarrow (\pi, 0) \rightarrow \mathbf{q}_{\text{AFM}} \rightarrow \mathbf{0}$. The solid line is an Ornstein-Zernike fit to the peak at $\mathbf{q} = \mathbf{q}_{\text{AFM}}$, from which the correlations length ξ is extracted. The gray area denotes the background used for the fit. **e.** Correlation length as a function of doping δ and temperature T/t . Each vertex is a data point, and each triangle is coloured according to the average of its vertices. The black line corresponds to the experimentally extracted doping-dependent energy scale $\Delta(\delta)$ (see panel (f)). The inset shows the comparison between the scale Δ and the pseudogap onset T^* (stars) as determined from METTS (see text and panel (g)). **f.** Correlation length as a function of the rescaled temperature T/Δ (see text), with the orange line showing the exponential dependence defined by Eq. (5). Both insets show the same data, without rescaling (top) and in semi log-scale (bottom). **g.** Magnetic susceptibility extracted from $\mathcal{S}(\mathbf{q} \rightarrow \mathbf{0})$ as a function of temperature at half-filling, 5% doping and 12.5% doping. The solid and dashed lines are obtained from dQMC and METTS (only $T/t \geq 0.27$ dQMC data are shown for $|\delta| > 0$). The shaded region indicates the regime where $T \lesssim \Delta$, and the star corresponds to the maximum of susceptibility in the METTS data, used to define T^* .

tial form:

$$\xi(\delta, T) \sim e^{\Delta(\delta)/T}, \quad (5)$$

with $\Delta(\delta)$ a doping-dependent energy scale. Such an exponential dependence is indeed expected when the ground-state of a 2D quantum system displays long-range spin ordering, in which case the scale Δ identifies with the spin stiffness $2\pi\rho_s$ [67]. Given the range of temperatures accessible to our experiments, we cannot ascertain that the exponential fit persists down to low- T and thus whether the ground-state displays long-range spin order; $\Delta(\delta)$ should be viewed as an empirically defined spin stiffness whose doping-dependence is determined from experiments. Expression (5) describes how a reduction in AFM order through doping can be compensated for by further cooling the system.

To determine the doping-dependence of Δ , we introduce a second order expansion *Ansatz* of the form $\Delta(\delta) = \Delta^{(0)} + \Delta^{(1)}|\delta| + \Delta^{(2)}|\delta|^2$, where the $\Delta^{(i)}$ coefficients are fit parameters. The coefficient $\Delta^{(0)}$ is determined by fitting the half-filled data, to find $\Delta^{(0)}/t = 0.36(1)$. The other two coefficients are determined through an optimization procedure that aligns the $\xi(T, \delta)$ curves to a universal form $\xi(\Delta(\delta)/T)$, as described by Eq. (5) (see SI). The procedure yields $\Delta^{(1)}/t = -1.4(1)$ and $\Delta^{(2)}/t = 0.3(5)$, *i.e.* close to a linear dependence of Δ with $|\delta|$. The result of the optimization is shown as the black line in Fig. 3e

and its inset.

Remarkably, we find an excellent collapse of the magnetic correlation lengths $\xi(\Delta(\delta)/T)$ following the above procedure for all doping and temperatures explored here (see Fig. 3f and its lower inset). The collapse only depends on the absolute value of doping and holds for both hole- and particle-doped systems (disk and square symbols, respectively). In contrast, the unscaled raw data exhibits a distinctly different behaviour for each doping level (see Fig. 3f, top inset).

The onset of the pseudogap regime $T < T^*$ in the FHM and in underdoped cuprates is commonly defined by the temperature T^* at which the magnetic susceptibility displays a maximum [49, 68, 69]. Here, the magnetic susceptibility can be related to the spin structure factor, using $T\chi_m = |\Omega|\mathcal{S}(\mathbf{q} = \mathbf{0})$ [39]. We show in Fig. 3g the values of χ_m extracted from $\mathcal{S}(\mathbf{q} \rightarrow \mathbf{0})$ (see SI), as a function of temperature, and for different doping levels. Close to half-filling, our data is compatible with a saturation of the susceptibility at the lowest temperatures, a behaviour that is supported by dQMC (solid lines) and METTS (dashed lines), the latter displaying a maximum which can be identified as the onset T^* of the pseudogap. Moreover, the green shading indicates the region $T \leq \Delta$, where Δ is the energy scale extracted from the universal behaviour of the correlation length. We find that this region closely matches the temperature regime at which the

susceptibility saturates: the values of T^* extracted from METTS (stars in Fig. 3g and in the inset of Fig. 3e) take similar values as the experimentally determined Δ .

The connection between the pseudogap and AFM spin correlations is well established theoretically in the weak-coupling regime when the correlation length reaches large values. In this regime, the Vilk-Tremblay spin fluctuation theory states that a pseudogap opens when ξ exceeds the de Broglie thermal wavelength $\sim v_F/\pi T$ where v_F is a typical Fermi velocity ([70], see also [44]). We note that this criterion is not satisfied here, with $1 \lesssim \xi \lesssim 3$, while $2 \lesssim v_F/\pi T \lesssim 4$. Nonetheless, we find that the universal scaling $T^* \sim \Delta \sim T \log \xi$ relating the pseudogap to the correlation length at weak coupling appears to have a wider range of applicability, extending to the stronger coupling regime investigated here. Thus, our results provide evidence that the pseudogap regime in the FHM at intermediate to strong coupling is concomitant to the emergence of a strongly correlated regime marked by spin correlations of moderate spatial extension. This picture is indeed consistent with computational studies [17, 18, 49], which also confirm that a pseudogap emerges in the range of parameters reached in our experiment [31].

III. DOPANT-SPIN-SPIN CORRELATIONS

We now turn to higher-order correlations in order to explore how the interplay between dopants and spins behaves when entering the strongly correlated regime associated with $T \leq \Delta \simeq T^*$. In particular, we evaluate third-order, connected, and normalized dopant-spin-spin correlations as

$$C_{\text{dss}}^{(3)}(\mathbf{r}, \mathbf{d}) = \frac{4}{\mathcal{N}_{\mathbf{r}, \mathbf{d}}} \sum_{\mathbf{i} \in \Omega} \frac{\langle \hat{d}_{\mathbf{i}} \hat{S}_{\mathbf{i}+\mathbf{r}+\mathbf{d}/2}^z \hat{S}_{\mathbf{i}+\mathbf{r}-\mathbf{d}/2}^z \rangle_{\mathbf{c}}}{\langle \hat{d}_{\mathbf{i}} \rangle}, \quad (6)$$

where $\mathcal{N}_{\mathbf{r}, \mathbf{d}}$ is a normalization constant. $C_{\text{dss}}^{(3)}$ evaluates how spin correlations between two spins separated by \mathbf{d} are affected by the presence of a dopant at distance \mathbf{r} from the spin bond, and characterizes the spatial structure of magnetic polarons [10, 35, 38]. We limit our analysis to NN ($|\mathbf{d}| = 1$), NNN ($|\mathbf{d}| = 2$) and diagonal ($|\mathbf{d}| = \sqrt{2}$) spin bonds. For the remainder of the manuscript, we rely on the particle-hole symmetry of the Hubbard model and combine both hole- and doublon-doped sectors to improve statistics. Thus, in Eq. (6), the operator $\hat{d}_{\mathbf{i}}$ is the dopant operator at lattice site \mathbf{i} (SI). The experimental measurements of higher-order correlators are compared to measurements from METTS and dQMC. In the case of METTS, classical snapshots akin to that of the quantum gas microscope are sampled (SI).

In Fig. 4a, we present examples of symmetrized polaron correlation maps at different doping levels and temperatures for nearest-neighbour (NN, $|\mathbf{d}| = 1$) and diagonal ($|\mathbf{d}| = \sqrt{2}$) spin bonds. Close to half-filling

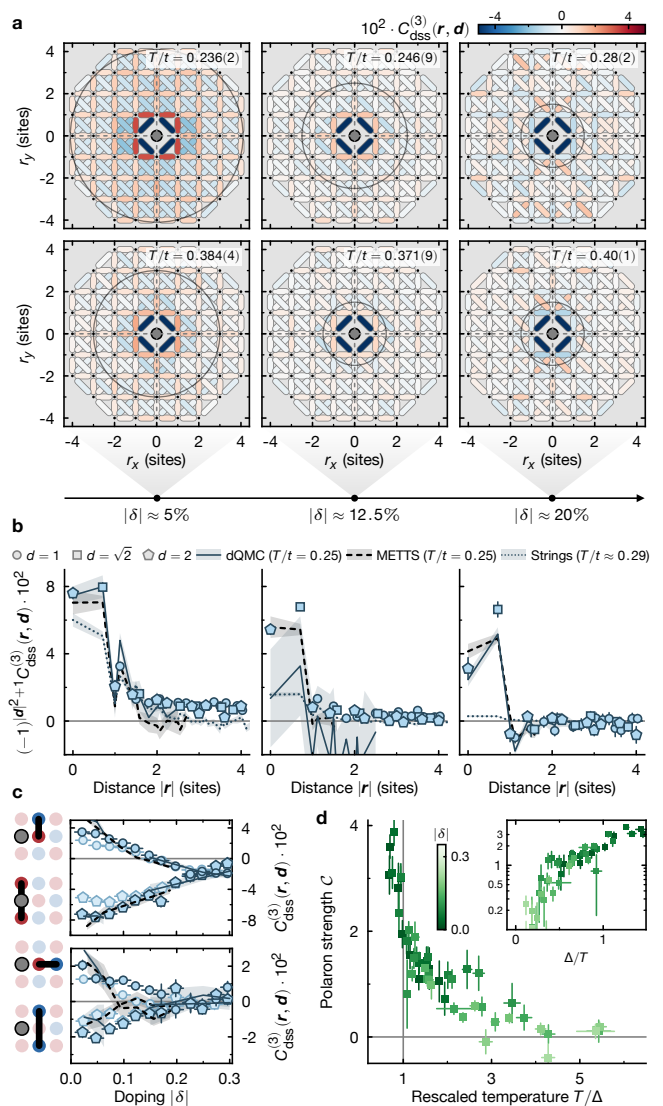


Figure 4. **Emergence of extended polarons in the pseudogap.** **a.** Example of polaron correlations $C_{\text{dss}}(\mathbf{r}, \mathbf{d})$ at low temperature ($T/t \approx 0.25$, first row) and slightly larger temperature ($T/t \approx 0.4$, second row) and for different doping levels. The maps are symmetrized, and the circle is a guide to the eye, indicating the distance over which correlations are sizeable. **b.** Distance-averaged, sign-corrected polaron correlations associated to the coldest datasets (first row in (a)), for the same doping levels. Different spin bonds ($|\mathbf{d}| = 1, \sqrt{2}, 2$ for NN, diagonal and NNN bonds, respectively) are represented by different symbols. Solid, dashed, and dotted lines correspond to numerical simulations (dQMC, METTS, and geometric strings, respectively). **c.** Polaron correlations on selected bonds at short distances as a function of doping. Data points in dark (light) blue correspond to a temperature $T/t \approx 0.25$ ($T/t \approx 0.4$). **d.** Strength of the polaron C (see text) as a function of the rescaled temperature T/Δ . The inset depicts the same data in semi-log scale.

($|\delta| \approx 5\%$) and at low temperatures, we observe significant non-zero correlations over a disk of radius $|\mathbf{r}| \approx 4$ around the dopant (grey circles in Fig. 4a), indicating

that a single dopant affects the background AFM order over a surrounding region that spans more than 50 lattice sites. As either the doping level or the temperature increases, the size of the polaron decreases.

In Fig. 4b, we show the sign-corrected and distance-averaged correlations to clearly evaluate the range over which connected correlations remain non-zero for the coldest datasets ($T/t < 0.3$). We systematically observe non-zero correlations at short ranges — *i.e.* in the core of the magnetic polarons corresponding to the spin bonds in the direct vicinity of the dopant — for all temperature and doping values studied here, with a larger amplitude for colder datasets (see SI for a temperature comparison). However, close to half-filling, we discover the emergence of longer-range correlations marked by a non-zero tail in the sign-corrected correlations. Such a low-temperature feature was not observed in previous studies pertaining to the FHM on a square lattice [10, 39, 71]. The core structure of the polarons are qualitatively well reproduced by dQMC and METTS simulations (solid and dashed lines in Fig. 4). While the low-doping tail structure is not exhibited by METTS on the 32×4 cylinder, the geometric string model (dotted lines) — calculated using the coldest undoped dataset ($T/t \approx 0.29$, see SI) — shows a larger spatial extension despite a reduced core amplitude, and the dQMC is compatible with the onset of a tail. At larger doping, the geometric string calculations fail to reproduce the experimental data; we attribute this discrepancy to the relatively large contribution of doublon-hole fluctuations in our parameter regime ($U/t \approx 6.5$, see also SI). Note that the dQMC calculation around 12.5% are strongly affected by the sign problem [72], resulting in very large uncertainties.

At larger doping levels ($|\delta| \gtrsim 20\%$), the NN spin bond closest to the dopant changes sign. This feature, as well as a much-reduced temperature dependence, can be attributed to Fermi-Liquid behaviour, in which the hole and spin correlations are dominated by the Pauli principle [71, 73]. Such behaviour sharply contrasts with the low doping behaviour, where one sees the emergence of extended polarons at a temperature consistent with $T \lesssim \Delta$. These observations are illustrated in more detail in Fig. 4c, where $C_{\text{dss}}^{(3)}(\mathbf{r}, \mathbf{d})$ is given as a function of doping for a few bonds closest to the dopant.

In analogy to the magnetic correlation length, which quantifies AFM order by measuring how far the (staggered) spin correlations extend, we propose to introduce a “polaron strength” \mathcal{C} by integrating the sign-corrected correlations, $\mathcal{C} = \sum_{\mathbf{r}, \mathbf{d}} C_{\text{dss}}(\mathbf{r}, \mathbf{d})$. In particular, we expect that the emergence of a long-range polaronic tail contributes significantly to \mathcal{C} . We show in Fig. 4d the polaron strength as a function of the rescaled temperature T/Δ . In the range of temperatures and doping levels explored here, we notice that the polaron strength follows a similar universal trend as found for the spin ordering. Specifically, it increases significantly when $T \leq \Delta$, signaling the importance of polaronic spin-charge correlations in the pseudogap regime. In the intermediate

regime $1 \lesssim T/\Delta \lesssim 2$, \mathcal{C} is dominated by the polaronic core, whose amplitude decreases as T/Δ increases. At large doping levels ($T \gg \Delta$ in our datasets) the presence of sign-changed spin bonds cancels out the contribution from the polaronic core, such that \mathcal{C} goes to zero.

IV. HIGHER-ORDER CORRELATIONS

Quite generally, non-zero correlations beyond second order constitute key signatures of strongly correlated regimes, as weakly correlated systems are well characterized by effective quasi-particle theories with Gaussian — and thus low-order — correlations. The third-order polaronic correlations explored above confirm the existence of a strongly correlated regime for $T \leq \Delta \simeq T^*$, associated with the pseudogap phase of the FHM. A natural extension consists in exploring higher-order correlations, which are accessible with our experimental apparatus.

We start with 4th-order normalized and connected spin correlations, defined as

$$C_{\mathcal{K}}^{(4)} = \frac{2^4}{\mathcal{N}_{\mathcal{K}}} \sum_{\substack{i \in \Omega \\ i,j,k,\ell \in \mathcal{K}}} \langle \hat{S}_i^z \hat{S}_j^z \hat{S}_k^z \hat{S}_\ell^z \rangle_c, \quad (7)$$

where \mathcal{K} designates a spatial arrangement of the 4 spins, and $\mathcal{N}_{\mathcal{K}}$ the corresponding normalization factor. Here, we consider NN bonds or diagonal bonds only, *i.e.* spins arranged in a T-shape ($C_T^{(4)}$) or in a diamond-shape ($C_\diamond^{(4)}$) configuration. The results are shown in Fig. 5a-b, where both the bare and the connected correlations are plotted against the rescaled temperature T/Δ . As expected from AFM order, the bare correlations are negative (positive) for a T-shape (diamond-shape) arrangement and increase in amplitude when the temperature is reduced. In the T-shape configuration, the connected correlations become significantly non-zero and positive as $T \lesssim \Delta$, and corroborate the emergence of a strongly correlated regime with sizeable quantum fluctuations stemming from the underlying quantum antiferromagnet. In the case of the diamond-shaped configuration — which corresponds to more distant spins —, connected correlations remain close to zero, suggesting a limited effect of quantum fluctuations. In both cases, METTS (dashed lines) and geometric string (diamonds) calculations agree remarkably well with the experimental data.

We finally turn to 5th-order normalized conditional dopant-spin correlations [74],

$$C_{\mathcal{K}}^{(5)} = \frac{2^4}{\mathcal{N}_{\mathcal{K}}} \sum_{\substack{i \in \Omega \\ i,j,k,\ell,m \in \mathcal{K}}} \frac{\langle \hat{d}_i \hat{S}_j^z \hat{S}_k^z \hat{S}_\ell^z \hat{S}_m^z \rangle_c}{\langle \hat{d}_i \rangle} \Bigg|_{\text{cond. } \hat{d}_i}, \quad (8)$$

which evaluate the 4th-order spin-correlation *conditioned* on the presence of a nearby dopant (see SI for details). To cope with limited statistics, the analysis is here performed on larger doping bins (10% instead of 5% previously). In Fig. 5c-d, $C_{\mathcal{K}}^{(5)}$ is plotted against doping for

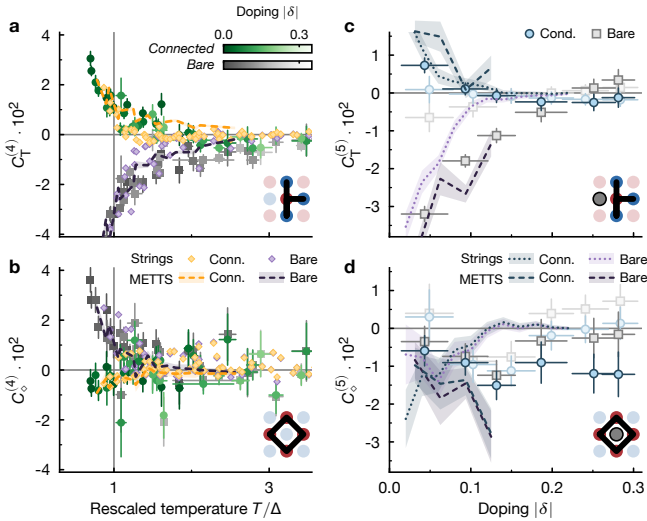


Figure 5. **Higher-order correlations.** **a, b.** 4th-order spin correlations with 4 spins arranged in a T-shape (**a**) or in a diamond shape (**b**). The connected and bare correlations are represented by green circles and grey squares, respectively, while the colour scale indicates the doping and is plotted against the rescaled temperature T/Δ . **c, d.** 5th-order spin-charge correlations with 4 spins arranged in a T-shape close to a dopant (**a**) or in a diamond shape (**b**) around the dopant. The conditioned correlations (blue circles) are compared to the bare correlations (grey squares), and plotted against doping. Lighter colours indicate higher temperatures. In all panels, the dashed lines and the dots correspond to METTS and geometric string calculations, respectively.

cold and hot datasets ($T/t \approx 0.25$ with dark colours, $T/t \approx 0.6$ with lighter colours, respectively). For the T-shape configuration, the conditioned correlations are non-vanishing only for the coldest dataset, close to half-filling. The bare correlations (grey squares), on the other hand, are negative and increase in amplitude as doping or temperature is reduced, following a similar trend as the bare $C_T^{(4)}$. The diamond-shape correlations, however, display a very different behaviour. Close to half-filling, both the bare and conditioned correlations vanish due to dominant effects of doublon-hole fluctuations — each hole (doublon) is in the direct vicinity of a doublon (hole) and voids the correlations — in contrast to the T-shape correlations, which are less sensitive to such fluctuations. We furthermore measure significant non-zero values for $C_D^{(5)}$ around $|\delta| = 10 - 20\%$ at all temperatures. More importantly, the values are equal in amplitude to the bare correlations, suggesting that the contribution from lower-order terms is negligible. Such a feature — dominant higher-order correlation — is characteristic of strongly correlated systems and can here be attributed to the presence of fluctuating chargon-spinon structures. Our results furthermore suggest that these string-like correlations in the vicinity of dopants survive up to about 20% doping, providing an intuitive microscopic understanding of the nature of moving dopants and the forma-

tion of geometric strings [74]. The METTS calculations (dashed lines) are here converged up to 12.5% doping, and show a similar trend as the experimental data, both for the T-shape and diamond shape correlations. The string calculation approach also recovers the general features of the experimental data: In the diamond shape correlations, in particular, we recover the property that the higher-order correlations are dominant at finite doping. However, the numerics show significant correlations up to about 10% doping only. This disagrees notably with METTS and with the experimental data, similarly as for the dopant-spin-spin correlations (Fig. 4b). This discrepancy suggests that the geometric string approach — which by nature is associated to the physics of the undoped AFM parent compound — fails, for our parameter range, to reproduce dopant-spin correlations quantitatively, while still being able to accurately describe magnetic correlations (Fig. 5a,b).

V. DISCUSSION AND OUTLOOK

In this work, we have explored the Fermi-Hubbard model with a quantum gas microscope in a regime of temperature and doping levels in which numerical studies predict the existence of a pseudogap [18, 31, 49]. Our results, based on the evaluation of spin and dopant-spin correlations, reveal the emergence of a strongly correlated regime concomitant to the pseudogap. The measurement of the spin correlation length, in particular, allows to extract a doping-dependent energy scale Δ , which marks the transition to the strongly correlated regime. The energy scale not only organizes the correlation lengths into a universal scaling form but also matches the pseudogap temperature T^* extracted independently from the saturation of the magnetic susceptibility using METTS (Fig. 3). Taken together, these two findings imply that the pseudogap emerges concurrently with enhanced, albeit not infinitely extended, AFM correlations. Thus, Δ serves as a proxy for the underlying spin stiffness-like scale that sets the stage for pseudogap formation. In such a regime, we observe extended third-order polaronic dopant-spin correlations beyond the direct vicinity of the dopant (Fig. 4). Moreover, we have measured fifth-order dopant-spin correlations for which the contribution of lower-order terms is limited, suggesting that genuine many-body effects — beyond two or even three particles — dominate the system's physical properties.

Our work opens numerous perspectives for a better experimental understanding of the pseudogap phase in the Fermi-Hubbard model, with our main conclusions going in favour of a strong relation between spin correlations and the pseudogap. It was also suggested [75, 76] that the pseudogap phase, in analogy to the pseudogap in the context of the BEC-BCS crossover of strongly-correlated Fermi gases, corresponds to the emergence of preformed pairs as a precursor to a superconducting state. Future studies beyond the scope of this work include the explo-

ration of pairing among dopants, especially in the regime of extended polaronic tails (Fig. 4), where significant dopant-spin correlations are measured at distances comparable to the mean distance between dopants $|\delta|^{-1/2}$. The emergence of hidden order has also been proposed as a characteristic of the pseudogap [21–23, 77], and could be explored using high-order correlation functions. At lower temperatures, one furthermore expects the emergence of a charge density wave (stripes), also associated with a shift of the peak in the spin structure factor away from (π, π) . Such signatures were not observed in our experimental data and likely requires reaching colder temperatures. This would also allow to probe the possible connection of the pseudogap with the softening of the charge response associated with a maximum of the compressibility (Widom line [78]).

The momentum-space structure of the pseudogap is also an outstanding question for future studies. In the solid-state context, momentum-resolved measurements such as angular-resolved photoemission spectroscopy (ARPES) [2, 79] have revealed that the suppression of the density of states associated with the pseudogap occurs near the anti-nodal points of the Brillouin zone. Momentum-resolved measurements of the single-particle spectral function have so far remained out of reach of quantum gas microscope experiments, except in very specific configurations (see *e.g.* [80], in the case of the attractive Hubbard model). Nevertheless, ARPES techniques designed for optical lattices [81] and quantum gas microscopy [82] have been suggested, and constitute an interesting future direction as it would allow to combine spectroscopic measurements with microscopic real space correlation data, as presented here. It would also allow to put to the test theoretical proposals regarding the interplay between Fermi surface topology and the pseu-

dogap [30].

Acknowledgements: We thank Thomas Schäfer for insightful discussions, as well as David Clément and Sarah Hirthe for careful reading of the manuscript. This work was supported by the Max Planck Society (MPG), the Horizon Europe program HORIZON-CL4-2022 QUANTUM-02-SGA (project 101113690, PASQuans2.1), the German Ministry of Education and Research (BMBF grant agreement 13N15890, FermiQP), and Germany’s Excellence Strategy (EXC-2111-390814868). A.W. acknowledges support by the DFG through the Emmy Noether program (Grant No. 509755282). The Flatiron Institute is a division of the Simons Foundation. This research was supported in part by grant NSF PHY-2309135 to the Kavli Institute for Theoretical Physics (KITP). F.G. acknowledges support from the European Research Council (ERC) under the European Union’s Horizon 2020 research and innovation programme (Grant Agreement no 948141) — ERC Starting Grant SimUcQuam.

Author contributions: T.C. led the project. T.C. and P.B. contributed significantly to data collection. T.C. analyzed the data. A.S. and A.W. performed the METTS simulations and the associated data analysis. L.P. and Z.W. performed the dQMC calculations. A.B. and F.G. performed the geometric string calculations. T.C. and A.G. wrote the manuscript. I.B. and T.H. supervised the study. All authors worked on the interpretation of data and contributed to the final manuscript.

Competing interests: The authors declare no competing interests.

-
- [1] Morosan, E., Natelson, D., Nevidomskyy, A. H. & Si, Q. Strongly correlated materials. *Advanced Materials* **24**, 4896–4923 (2012).
 - [2] Damascelli, A., Hussain, Z. & Shen, Z.-X. Angle-resolved photoemission studies of the cuprate superconductors. *Reviews of Modern Physics* **75**, 473–541 (2003).
 - [3] Lee, P. A., Nagaosa, N. & Wen, X.-G. Doping a Mott insulator: Physics of high-temperature superconductivity. *Reviews of Modern Physics* **78**, 17–85 (2006).
 - [4] Timusk, T. & Statt, B. The pseudogap in high-temperature superconductors: an experimental survey. *Reports on Progress in Physics* **62**, 61 (1999).
 - [5] Norman, M. R., Pines, D. & Kallin, C. The pseudogap: friend or foe of high T_C ? *Advances in Physics* **54**, 715–733 (2005).
 - [6] Hubbard, J. & Flowers, B. H. Electron correlations in narrow energy bands. *Proceedings of the Royal Society of London. Series A. Mathematical and Physical Sciences* **276**, 238–257 (1963).
 - [7] Dagotto, E. Correlated electrons in high-temperature superconductors. *Reviews of Modern Physics* **66**, 763–840 (1994).
 - [8] Qin, M., Schäfer, T., Andergassen, S., Corboz, P. & Gull, E. The Hubbard model: A computational perspective. *Annual Review of Condensed Matter Physics* **13**, 275–302 (2022).
 - [9] Mazurenko, A. *et al.* A cold-atom Fermi–Hubbard antiferromagnet. *Nature* **545**, 462–466 (2017).
 - [10] Koepsell, J. *et al.* Imaging magnetic polarons in the doped Fermi–Hubbard model. *Nature* **572**, 358–362 (2019).
 - [11] Hirthe, S. *et al.* Magnetically mediated hole pairing in fermionic ladders of ultracold atoms. *Nature* **613**, 463–467 (2023).
 - [12] Bourgund, D. *et al.* Formation of stripes in a mixed-dimensional cold-atom Fermi-Hubbard system (2023). 2312.14156.
 - [13] Alloul, H. What is the simplest model that captures the basic experimental facts of the physics of underdoped cuprates? *Comptes Rendus. Physique* **15**, 519–524 (2014).
 - [14] Feld, M., Fröhlich, B., Vogt, E., Koschorreck, M. &

- Köhl, M. Observation of a pairing pseudogap in a two-dimensional Fermi gas. *Nature* **480**, 75–78 (2011).
- [15] Gaebler, J. P. *et al.* Observation of pseudogap behaviour in a strongly interacting Fermi gas. *Nature Physics* **6**, 569–573 (2010).
- [16] Li, X. *et al.* Observation and quantification of the pseudogap in unitary Fermi gases. *Nature* **626**, 288–293 (2024).
- [17] Gunnarsson, O. *et al.* Fluctuation diagnostics of the electron self-energy: Origin of the pseudogap physics. *Physical Review Letters* **114**, 236402 (2015).
- [18] Wu, W., Ferrero, M., Georges, A. & Kozik, E. Controlling feynman diagrammatic expansions: Physical nature of the pseudogap in the two-dimensional Hubbard model. *Physical Review B* **96**, 041105 (2017).
- [19] Frachet, M. *et al.* Hidden magnetism at the pseudogap critical point of a cuprate superconductor. *Nature Physics* **16**, 1064–1068 (2020).
- [20] Kivelson, S. A. *et al.* How to detect fluctuating stripes in the high-temperature superconductors. *Reviews of Modern Physics* **75**, 1201–1241 (2003).
- [21] Schlömer, H., Bohrdt, A. & Grusdt, F. Geometric fractionalized Fermi liquids: Hidden antiferromagnetism and pseudogap from fluctuating stripes (2024). 2411.03419.
- [22] Varma, C. M. Pseudogap phase and the quantum-critical point in copper-oxide metals. *Physical Review Letters* **83**, 3538–3541 (1999).
- [23] Fauqué, B. *et al.* Magnetic order in the pseudogap phase of high- T_C superconductors. *Physical Review Letters* **96**, 197001 (2006).
- [24] Shen, K. M. *et al.* Nodal quasiparticles and antinodal charge ordering in $\text{Ca}_{2-x}\text{Na}_x\text{CuO}_2\text{Cl}_2$. *Science* **307**, 901–904 (2005).
- [25] Anderson, P. W. The resonating valence bond state in La_2CuO_4 and superconductivity. *Science* **235**, 1196–1198 (1987).
- [26] Qin, M. *et al.* Absence of superconductivity in the pure two-dimensional Hubbard model. *Physical Review X* **10**, 031016 (2020).
- [27] Xu, H. *et al.* Coexistence of superconductivity with partially filled stripes in the Hubbard model. *Science* **384**, eadh7691 (2024).
- [28] Tremblay, A.-M. S., Kyung, B. & Sénéchal, D. Pseudogap and high-temperature superconductivity from weak to strong coupling. Towards a quantitative theory (review article). *Low Temperature Physics* **32**, 424–451 (2006).
- [29] Gull, E., Ferrero, M., Parcollet, O., Georges, A. & Millis, A. J. Momentum-space anisotropy and pseudogaps: A comparative cluster dynamical mean-field analysis of the doping-driven metal-insulator transition in the two-dimensional Hubbard model. *Physical Review B* **82**, 155101 (2010).
- [30] Wu, W. *et al.* Pseudogap and Fermi-surface topology in the two-dimensional Hubbard model. *Physical Review X* **8**, 021048 (2018).
- [31] Šimkovic, F., Rossi, R., Georges, A. & Ferrero, M. Origin and fate of the pseudogap in the doped Hubbard model. *Science* **385**, eade9194 (2024).
- [32] Boll, M. *et al.* Spin- and density-resolved microscopy of antiferromagnetic correlations in Fermi-Hubbard chains. *Science* **353**, 1257–1260 (2016).
- [33] Chiu, C. S. *et al.* String patterns in the doped Hubbard model. *Science* **365**, 251–256 (2019).
- [34] Ji, G. *et al.* Coupling a mobile hole to an antiferromagnetic spin background: Transient dynamics of a magnetic polaron. *Physical Review X* **11**, 021022 (2021).
- [35] Prichard, M. L. *et al.* Directly imaging spin polarons in a kinetically frustrated Hubbard system. *Nature* **629**, 323–328 (2024).
- [36] Salomon, G. *et al.* Direct observation of incommensurate magnetism in Hubbard chains. *Nature* **565**, 56–60 (2019).
- [37] Lebrat, M. *et al.* Observation of Nagaoka polarons in a Fermi-Hubbard quantum simulator. *Nature* **629**, 317–322 (2024).
- [38] Xu, M. *et al.* Frustration- and doping-induced magnetism in a Fermi-Hubbard simulator. *Nature* **620**, 971–976 (2023).
- [39] Hartke, T., Oreg, B., Turnbaugh, C., Jia, N. & Zwierlein, M. Direct observation of nonlocal fermion pairing in an attractive Fermi-Hubbard gas. *Science* **381**, 82–86 (2023).
- [40] Brown, P. T. *et al.* Bad metallic transport in a cold atom fermi-hubbard system. *Science* **363**, 379–382 (2019).
- [41] Nichols, M. A. *et al.* Spin transport in a Mott insulator of ultracold fermions. *Science* **363**, 383–387 (2019).
- [42] Guardado-Sanchez, E. *et al.* Subdiffusion and heat transport in a tilted two-dimensional Fermi-Hubbard system. *Physical Review X* **10**, 011042 (2020).
- [43] LeBlanc, J. *et al.* Solutions of the two-dimensional Hubbard model: Benchmarks and results from a wide range of numerical algorithms. *Physical Review X* **5**, 041041 (2015).
- [44] Schäfer, T. *et al.* Tracking the footprints of spin fluctuations: A multimethod, multimessenger study of the two-dimensional Hubbard model. *Physical Review X* **11**, 011058 (2021).
- [45] Zheng, B.-X. *et al.* Stripe order in the underdoped region of the two-dimensional Hubbard model. *Science* **358**, 1155–1160 (2017).
- [46] Huang, E. W. *et al.* Numerical evidence of fluctuating stripes in the normal state of high- T_C cuprate superconductors. *Science* **358**, 1161–1164 (2017).
- [47] Huang, E. W., Mendl, C. B., Jiang, H.-C., Moritz, B. & Devereaux, T. P. Stripe order from the perspective of the Hubbard model. *npj Quantum Materials* **3**, 1–6 (2018).
- [48] Xiao, B., He, Y.-Y., Georges, A. & Zhang, S. Temperature dependence of spin and charge orders in the doped two-dimensional Hubbard model. *Physical Review X* **13**, 011007 (2023).
- [49] Wietek, A., He, Y.-Y., White, S. R., Georges, A. & Stoudenmire, E. M. Stripes, antiferromagnetism, and the pseudogap in the doped Hubbard model at finite temperature. *Physical Review X* **11**, 031007 (2021).
- [50] Meixner, M. *et al.* Mott transition and pseudogap of the square-lattice Hubbard model: Results from center-focused cellular dynamical mean-field theory. *SciPost Physics* **16**, 059 (2024).
- [51] Sinha, A. & Wietek, A. Forestalled phase separation as the precursor to stripe order (2024). 2411.15158.
- [52] Jiang, H.-C. & Devereaux, T. P. Superconductivity in the doped Hubbard model and its interplay with next-nearest hopping t' . *Science* **365**, 1424–1428 (2019).
- [53] Wietek, A. Fragmented Cooper pair condensation in striped superconductors. *Physical Review Letters* **129**,

- 177001 (2022).
- [54] Baldelli, N., Karlsson, H., Kloss, B., Fishman, M. & Wietek, A. Fragmented superconductivity in the Hubbard model as solitons in Ginzburg-Landau theory (2024). 2307.11820.
- [55] Jiang, Y.-F., Devereaux, T. P. & Jiang, H.-C. Ground-state phase diagram and superconductivity of the doped Hubbard model on six-leg square cylinders. *Physical Review B* **109**, 085121 (2024).
- [56] Blankenbecler, R., Scalapino, D. J. & Sugar, R. L. Monte Carlo calculations of coupled boson-fermion systems. i. *Physical Review D* **24**, 2278–2286 (1981).
- [57] Varney, C. N. *et al.* Quantum Monte Carlo study of the two-dimensional fermion Hubbard model. *Physical Review B* **80**, 075116 (2009).
- [58] White, S. R. Minimally entangled typical quantum states at finite temperature. *Physical Review Letters* **102**, 190601 (2009).
- [59] Stoudenmire, E. M. & White, S. R. Minimally entangled typical thermal state algorithms. *New Journal of Physics* **12**, 055026 (2010).
- [60] Wietek, A. *et al.* Mott insulating states with competing orders in the triangular lattice Hubbard model. *Physical Review X* **11**, 041013 (2021).
- [61] Grusdt, F. *et al.* Parton theory of magnetic polarons: Mesonic resonances and signatures in dynamics. *Physical Review X* **8**, 011046 (2018).
- [62] Bloch, I., Dalibard, J. & Zwirger, W. Many-body physics with ultracold gases. *Reviews of Modern Physics* **80**, 885–964 (2008).
- [63] Esslinger, T. Fermi-Hubbard physics with atoms in an optical lattice. *Annual Review of Condensed Matter Physics* **1**, 129–152 (2010).
- [64] Chalopin, T. *et al.* Optical superlattice for engineering Hubbard couplings in quantum simulation (2024). 2405.19322.
- [65] Mermin, N. D. & Wagner, H. Absence of ferromagnetism or antiferromagnetism in one- or two-dimensional isotropic Heisenberg models. *Physical Review Letters* **17**, 1133–1136 (1966).
- [66] Šimković IV, F., Rossi, R. & Ferrero, M. Two-dimensional Hubbard model at finite temperature: Weak, strong, and long correlation regimes. *Physical Review Research* **4**, 043201 (2022).
- [67] Chakravarty, S., Halperin, B. I. & Nelson, D. R. Two-dimensional quantum Heisenberg antiferromagnet at low temperatures. *Physical Review B* **39**, 2344–2371 (1989).
- [68] Alloul, H., Ohno, T. & Mendels, P. ^{89}Y NMR evidence for a Fermi-liquid behavior in $\text{YBa}_2\text{Cu}_3\text{O}_{6+x}$. *Physical Review Letters* **63**, 1700–1703 (1989).
- [69] Johnston, D. C. Magnetic susceptibility scaling in $\text{La}_{2-x}\text{Sr}_x\text{CuO}_{4-y}$. *Physical Review Letters* **62**, 957–960 (1989).
- [70] Vilk, Y. M. & Tremblay, A.-M. S. Non-perturbative many-body approach to the Hubbard model and single-particle pseudogap. *Journal de Physique I* **7**, 1309–1368 (1997).
- [71] Koepsell, J. *et al.* Microscopic evolution of doped Mott insulators from polaronic metal to Fermi liquid. *Science* **374**, 82–86 (2021).
- [72] Tarat, S., Xiao, B., Mondaini, R. & Scalettar, R. T. Deconvolving the components of the sign problem. *Physical Review B* **105**, 045107 (2022).
- [73] Cheuk, L. W. *et al.* Observation of spatial charge and spin correlations in the 2d Fermi-Hubbard model. *Science* **353**, 1260–1264 (2016).
- [74] Bohrdt, A. *et al.* Dominant fifth-order correlations in doped quantum antiferromagnets. *Physical Review Letters* **126**, 026401 (2021).
- [75] Emery, V. J. & Kivelson, S. A. Importance of phase fluctuations in superconductors with small superfluid density. *Nature* **374**, 434–437 (1995).
- [76] Mishra, V., Chatterjee, U., Campuzano, J. C. & Norman, M. R. Effect of the pseudogap on the transition temperature in the cuprates and implications for its origin. *Nature Physics* **10**, 357–360 (2014).
- [77] Chakravarty, S., Laughlin, R. B., Morr, D. K. & Nayak, C. Hidden order in the cuprates. *Physical Review B* **63**, 094503 (2001).
- [78] Sordi, G., Sémon, P., Haule, K. & Tremblay, A.-M. S. Pseudogap temperature as a Widom line in doped Mott insulators. *Scientific Reports* **2**, 547 (2012).
- [79] Sobota, J. A., He, Y. & Shen, Z.-X. Angle-resolved photoemission studies of quantum materials. *Reviews of Modern Physics* **93**, 025006 (2021).
- [80] Brown, P. T. *et al.* Angle-resolved photoemission spectroscopy of a Fermi-Hubbard system. *Nature Physics* **16**, 26–31 (2020).
- [81] Dao, T.-L., Georges, A., Dalibard, J., Salomon, C. & Carusotto, I. Measuring the one-particle excitations of ultracold fermionic atoms by stimulated Raman spectroscopy. *Physical Review Letters* **98**, 240402 (2007).
- [82] Bohrdt, A., Greif, D., Demler, E., Knap, M. & Grusdt, F. Angle-resolved photoemission spectroscopy with quantum gas microscopes. *Physical Review B* **97**, 125117 (2018).
- [83] Koepsell, J. *et al.* Robust bilayer charge pumping for spin- and density-resolved quantum gas microscopy. *Physical Review Letters* **125**, 010403 (2020).
- [84] Scalapino, D. J. & Sugar, R. L. Method for performing Monte Carlo calculations for systems with fermions. *Physical Review Letters* **46**, 519–521 (1981).
- [85] Gubernatis, J., Kawashima, N. & Werner, P. *Quantum Monte Carlo methods: Algorithms for lattice models* (Cambridge University Press, 2016).
- [86] Assaad, F. F., Imada, M. & Scalapino, D. J. Charge and spin structures of a $d_{x^2-y^2}$ superconductor in the proximity of an antiferromagnetic Mott insulator. *Physical Review B* **56**, 15001–15014 (1997).
- [87] Assaad, F. F. *et al.* The ALF (Algorithms for Lattice Fermions) project release 2.0. documentation for the auxiliary-field quantum Monte Carlo code. *SciPost Physics Codebases* 001 (2022).
- [88] Hirsch, J. E. Discrete Hubbard-Stratonovich transformation for fermion lattice models. *Physical Review B* **28**, 4059–4061 (1983).
- [89] Rombouts, S., Heyde, K. & Jachowicz, N. A discrete Hubbard-Stratonovich decomposition for general, fermionic two-body interactions. *Physics Letters A* **242**, 271–276 (1998).
- [90] Rombouts, S. M. A., Heyde, K. & Jachowicz, N. Quantum Monte Carlo method for fermions, free of discretization errors. *Physical Review Letters* **82**, 4155–4159 (1999).
- [91] Assaad, F. F. $SU(2)$ -spin invariant auxiliary field quantum Monte-Carlo algorithm for Hubbard models. In Krause, E. & Jäger, W. (eds.) *High Performance*

- Computing in Science and Engineering '98*, 105–111 (Springer, Berlin, Heidelberg, 1999).
- [92] Batrouni, G. G. & Scalettar, R. T. Anomalous decouplings and the fermion sign problem. *Physical Review B* **42**, 2282–2289 (1990).
 - [93] Assaad, F. F. *et al.* Codebase release 2.0 for ALF (Algorithms for Lattice Fermions). *SciPost Physics Codebases* 001 (2022).
 - [94] Paeckel, S. *et al.* Time-evolution methods for matrix-product states. *Annals of Physics* **411**, 167998 (2019).
 - [95] Haegeman, J. *et al.* Time-dependent variational principle for quantum lattices. *Physical Review Letters* **107**, 070601 (2011).
 - [96] Haegeman, J., Lubich, C., Oseledets, I., Vandereycken, B. & Verstraete, F. Unifying time evolution and optimization with matrix product states. *Physical Review B* **94**, 165116 (2016).
 - [97] Yang, M. & White, S. R. Time-dependent variational principle with ancillary Krylov subspace. *Physical Review B* **102**, 094315 (2020).
 - [98] Grusdt, F., Bohrdt, A. & Demler, E. Microscopic spinon-charge theory of magnetic polarons in the t - J model. *Physical Review B* **99**, 224422 (2019).
 - [99] Bulaevski, L., Nagaev, E. & Khomskii, D. A new type of auto-localized state of a conduction electron in an antiferromagnetic semiconductor. *Soviet Journal of Experimental and Theoretical Physics* **27**, 836 (1968).
 - [100] Shraiman, B. I. & Siggia, E. D. Mobile vacancies in a quantum Heisenberg antiferromagnet. *Physical Review Letters* **61**, 467–470 (1988).
 - [101] Trugman, S. A. Interaction of holes in a Hubbard antiferromagnet and high-temperature superconductivity. *Physical Review B* **37**, 1597–1603 (1988).
 - [102] Béran, P., Poilblanc, D. & Laughlin, R. B. Evidence for composite nature of quasiparticles in the 2D t - J model. *Nuclear Physics B* **473**, 707–720 (1996).
 - [103] Bermes, P., Bohrdt, A. & Grusdt, F. Magnetic polarons beyond linear spin-wave theory: Mesons dressed by magnons. *Physical Review B* **109**, 205104 (2024).
 - [104] Kubo, R. Generalized cumulant expansion method. *Journal of the Physical Society of Japan* **17**, 1100–1120 (1962).

Supplementary information for: Probing the magnetic origin of the pseudogap using a Fermi-Hubbard quantum simulator

Thomas Chalopin,^{1,2,3,*} Petar Bojović,^{1,2} Si Wang,^{1,2} Titus Franz,^{1,2} Aritra Sinha,⁴ Zhenjiu Wang,^{5,6,7}
Dominik Bourgund,^{1,2} Johannes Obermeyer,^{1,2} Fabian Grusdt,^{2,5,6} Annabelle Bohrdt,^{8,2} Lode
Pollet,^{2,5,6} Alexander Wietek,⁴ Antoine Georges,^{9,10,11,12} Timon Hilker,^{1,2,13} and Immanuel Bloch^{1,2,5}

¹*Max-Planck-Institut für Quantenoptik, 85748 Garching, Germany*

²*Munich Center for Quantum Science and Technology, 80799 Munich, Germany*

³*Laboratoire Charles Fabry, Institut d'Optique Graduate School, CNRS, Université Paris-Saclay, 91127 Palaiseau, France*

⁴*Max Planck Institute for the Physics of Complex Systems, Nöthnitzer Strasse 38, Dresden 01187, Germany*

⁵*Fakultät für Physik, Ludwig-Maximilians-Universität, 80799 Munich, Germany*

⁶*Arnold Sommerfeld Center for Theoretical Physics (ASC), Ludwig-Maximilians-Universität, 80799 Munich, Germany*

⁷*Lanzhou Center for Theoretical Physics, Key Laboratory of Quantum Theory and Applications of MoE, Key Laboratory of Theoretical Physics of Gansu Province, and School of Physical Science and Technology, Lanzhou University, Lanzhou, Gansu 730000, China.*

⁸*University of Regensburg, Universitätsstr. 31, 93053 Regensburg, Germany*

⁹*Collège de France, PSL University, 11 place Marcelin Berthelot, 75005 Paris, France*

¹⁰*Center for Computational Quantum Physics, Flatiron Institute, 162 5th Avenue, New York, New York 10010, USA*

¹¹*CPHT, CNRS, École Polytechnique, IP Paris, F-91128 Palaiseau, France*

¹²*DQMP, Université de Genève, 24 quai Ernest Ansermet, CH-1211 Genève, Suisse*

¹³*Department of Physics and SUPA, University of Strathclyde, Glasgow G4 0NG, United Kingdom*

1. System preparation

Our quantum simulator realizes the spin-1/2 repulsive Fermi-Hubbard model using ultracold ⁶Li atoms in 2D optical lattices with lattice constants $a_x = 1.11(1)\mu\text{m}$ and $a_y = 1.15(1)\mu\text{m}$ generated from the interference of 532 nm laser beams under an angle of about 27° . Additional technical details can be found in our recent work [12, 64] and in references therein. The smallest temperatures reported in the work correspond to a sequence where a degenerate Fermi gas ($T/T_F < 0.1$, with T_F the Fermi temperature) is loaded in the optical lattices with a 200 ms quadratic ramp. We use an additional holding time in the lattices up to 700 ms to cause heating up to $T/t \approx 1$.

The NN tunneling t is set by the lattice depth ($V_x = 6.5(3)E_{R,x}$ and $V_y = 6.3(3)E_{R,y}$, where $E_{R,i} = \hbar^2/8Ma_i^2$, $i = x, y$ is the lattice recoil energy), and the onsite interaction energy U is adjusted using the broad Feshbach resonance of ⁶Li around 830 G. At such lattice depths, the NNN hopping amplitude is about 3.5% of the NN hopping amplitude; it is neglected throughout this work, but could introduce systematic discrepancies between the experiment and numerics. The diagonal coupling, however, vanishes due to the separability of our square lattice.

As mentioned in the main text (see Fig. 1b), we employ tailored Digital-Micromirror-Device (DMD) potentials to engineer a physical system (Ω) surrounded by a low-density reservoir. The energy difference μ_r between the system and the reservoir acts as a chemical potential, and is tuned close to half the interaction energy $U/2$ for

data at half-filling $\langle \hat{n}_i \rangle = 1$. For doublon (hole) doped data, μ_r is increased (decreased).

2. Finite fidelity corrections

Our apparatus is designed to perform spin-resolved imaging by physically separating both spin states $\sigma = \uparrow, \downarrow$ in two different imaging planes which are individually imaged [83]. At each experimental run, two subsequent fluorescence images of each imaging plane are acquired with 1.5 s exposure time each, separated by 1.5 s of “dark” time during which the atoms fluoresce while the camera shutter is closed. The imaging fidelity for each plane is evaluated by comparing both images,

$$\mathcal{F}_\sigma = \left[\frac{\sum_{i \in \Omega} n_{i,\sigma}^{(1)} n_{i,\sigma}^{(2)}}{\sum_{i \in \Omega} n_{i,\sigma}^{(1)}} \right]^{1/3}.$$

Here, $n_{i,\sigma}^{(\alpha)}$ is the *detected* occupancy of spin σ atoms at site i on the first ($\alpha = 1$) or second ($\alpha = 2$) picture. The average fidelity is $\mathcal{F} = (\mathcal{F}_\uparrow + \mathcal{F}_\downarrow)/2$. A rolling average over a period of 2h is then performed on \mathcal{F} , which is then used for evaluating fidelity-corrected correlation functions (Fig. S1).

We follow an analysis similar to the one performed in [71]. We introduce hole (\hat{h}), singlon (\hat{s}), doublon ($\hat{\eta}$) and spin (\hat{S}_i^z) operators from local density operators as

$$\begin{aligned} \hat{h}_i &= (1 - \hat{n}_{i,\uparrow})(1 - \hat{n}_{i,\downarrow}) \\ \hat{s}_i &= \hat{n}_{i,\uparrow} + \hat{n}_{i,\downarrow} - 2\hat{n}_{i,\uparrow}\hat{n}_{i,\downarrow} \\ \hat{\eta}_i &= \hat{n}_{i,\uparrow}\hat{n}_{i,\downarrow} \\ \hat{S}_i^z &= (\hat{n}_{i,\uparrow} - \hat{n}_{i,\downarrow})/2. \end{aligned}$$

* Electronic address: thomas.chalopin@institutoptique.fr

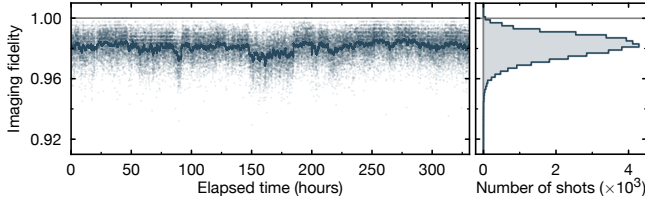


Figure S1. **Evaluation of finite imaging fidelity.** Time trace of the imaging fidelity \mathcal{F} per snapshot (blue dots) and 2h running average (solid line), used for fidelity correction. The histogram shows the imaging fidelity over the whole dataset, yielding $\mathcal{F} = 0.981(8)$.

Assuming that the finite fidelity $\mathcal{F} = 1 - p$ is only due to particle losses, we introduce *detected* operators as (the site index i is omitted for clarity)

$$\begin{aligned}\hat{h}_{\text{det}} &= \hat{h} + p\hat{s} + p^2\hat{\eta} \\ \hat{s}_{\text{det}} &= (1-p)\hat{s} + 2p(1-p)\hat{\eta} \\ \hat{\eta}_{\text{det}} &= (1-p)^2\hat{\eta} \\ \hat{S}_{\text{det}}^z &= (1-p)\hat{S}^z.\end{aligned}$$

We emphasize that these detected operators are the ones directly measured by the experimental apparatus. These relations can be inverted to recover the “true” operators,

$$\begin{aligned}\hat{\eta} &= (1-p)^{-2}\hat{\eta}_{\text{det}} \\ \hat{s} &= (1-p)^{-1}\hat{s}_{\text{det}} - 2p(1-p)^{-2}\hat{\eta}_{\text{det}} \\ \hat{h} &= \hat{h}_{\text{det}} - p(1-p)^{-1}\hat{s}_{\text{det}} + p^2(1-p)^{-2}\hat{\eta}_{\text{det}} \\ \hat{S}^z &= (1-p)^{-1}\hat{S}_{\text{det}}^z.\end{aligned}$$

All correlation functions presented in this work are evaluated from the corrected operators \hat{h} , \hat{s} , $\hat{\eta}$ and \hat{S}^z .

3. Binning procedure

We associate to each snapshot a doping level δ given by

$$\delta = \frac{1}{|\Omega|} \sum_{i \in \Omega} (\hat{s}_i + 2\hat{\eta}_i) - 1,$$

where $|\Omega|$ is the system’s volume. Hole-doped (doublon-doped) systems have $\delta < 0$ ($\delta > 0$).

The data is then sorted in analysis bins:

- “Preparation” bins, corresponding to data with identical preparation sequences — the holding time which induces heating.
- Overlapping doping bins, of width 5% and separated by 5% (each shot belongs to two doping bins at most).
- Overlapping time bins of width 16h and separated by 16h (each shot belongs to two time bins at most).

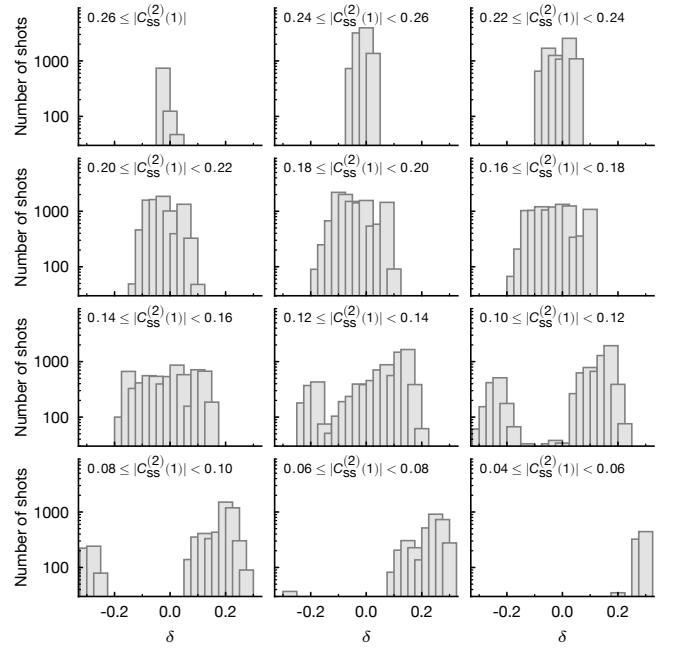


Figure S2. **Data binning.** Number of experimental snapshots as a function of the doping bin, with the NN spin correlation bin indicated in each panel. The vertical axis is in log scale, and the width of the (overlapping) bars represent the doping bin widths.

Only bins containing at least 30 snapshots are kept. As mentioned in the main text, we evaluate the NN spin correlations $C_{\text{ss}}^{(2)}(|\mathbf{d}| = 1)$ on each bin as a proxy for temperature. The data is thus binned according to $C_{\text{ss}}^{(2)}(|\mathbf{d}| = 1)$ (width 2×10^{-2} , no overlap) — in other words, snapshots belonging to separate time bins but with similar spin-correlations are grouped. We show in Fig. S2 the number of shot per data bin.

4. Combining hole- and doublon- doped data

The plain vanilla Fermi-Hubbard model on a bi-partite lattice is particle-hole symmetric, meaning that the physics associated to hole-doped and particle-doped systems is identical. This is well verified for instance by the symmetry of Fig. 3e. We make use of this property to improve our statistics by mixing both sectors when evaluating higher-order observables. In particular, we define a dopant operator at site i , \hat{d}_i , as

$$\hat{d}_i = \begin{cases} \hat{h}_i & \text{if } \delta < 0 \\ \hat{\eta}_i & \text{if } \delta > 0. \end{cases}$$

Note that the fidelity correction described in Sec. 2 still applies.

5. Determinant quantum Monte Carlo

Determinant quantum Monte Carlo (dQMC) is a stochastic method for interacting fermionic systems at finite temperature based on a path-integral representation of the partition function, in which the weights of the paths can be expressed as determinants [56, 84, 85]. The path integral representation arises for the partition function Z as follows,

$$Z = \text{Tr} e^{-\beta \hat{K}} = \lim_{N \rightarrow \infty} \text{Tr} \left[\exp(-\Delta\tau \hat{K}) \right]^N, \quad (\text{S1})$$

where we introduced the Trotter time step $\Delta\tau = \beta/N$. The method is formulated in the grand-canonical ensemble; hence, the Hamiltonian is shifted as $\hat{K} = \hat{H} - \mu \hat{N}$. For the Hubbard model, one uses the occupation number basis,

$$\begin{aligned} |\psi_\Omega\rangle &= |\psi_{\Omega_\uparrow}\rangle |\psi_{\Omega_\downarrow}\rangle \\ &= |n_{1\uparrow}, n_{2\uparrow}, \dots, n_{\Omega\uparrow}\rangle |n_{1\downarrow}, n_{2\downarrow}, \dots, n_{\Omega\downarrow}\rangle. \end{aligned} \quad (\text{S2})$$

Single-particle operators, like the kinetic energy operator $\hat{T} = -t \sum_{\langle i,j \rangle, \sigma} \hat{c}_{i,\sigma}^\dagger \hat{c}_{j,\sigma} + \text{h.c.}$, transform such a basis state into another basis state (or into the same basis state in case of the number operator \hat{N}). In order to deal with two-particle operators, such as the Hubbard interaction $U(\hat{n}_\uparrow - 1/2)(n_\downarrow - 1/2)$, one replaces in the primitive approximation

$$e^{-\Delta\tau \hat{K}} \approx e^{-\Delta\tau(\hat{T} - \mu \hat{N})} e^{-\Delta\tau U(\hat{n}_\uparrow - 1/2)(\hat{n}_\downarrow - 1/2)}, \quad (\text{S3})$$

the exponential of the two-body operator into a sum over exponentials of one-body operators coupled to a Hubbard-Stratonovich (HS) field. For instance, for $U > 0$,

$$\begin{aligned} e^{\Delta\tau \frac{U}{2}(\hat{n}_\uparrow - \hat{n}_\downarrow)^2} &= \frac{1}{4} \sum_{l=\pm 1, \pm 2} \gamma(l) e^{\sqrt{\frac{1}{2}\Delta\tau U} \eta(l)(\hat{n}_\uparrow - \hat{n}_\downarrow)} \\ &\quad + \mathcal{O}(\Delta\tau U)^4, \end{aligned} \quad (\text{S4})$$

where $\gamma(l)$ and $\eta(l)$ are documented in Ref. [86, 87], and the auxiliary field is seen to couple to the spin [88]. In a stochastic process, this means that one generates, with equal probability, per time slice and per lattice site a HS field $l = \pm 1$ and ± 2 . We note that different types of HS decompositions exist and which one is used depends on the symmetries, parameters, and quantities of interest. For the doped Hubbard model the decomposition in the spin channel as in Eq. S4 is used, but at half filling a decoupling in the charge channel is advantageous [89–92].

A complete set of basis states is inserted between any two exponentials of single-particle operators,

$$\begin{aligned} Z &\approx \sum_{\{\psi\}} \sum_{\{\mathbf{x}\}} \langle \psi_\Omega | e^{-\Delta\tau \hat{T}} | \psi_\Omega^{(1)} \rangle \langle \psi_\Omega^{(1)} | e^{-\Delta\tau \hat{V}(x^{(1)})} | \psi_\Omega^{(2)} \rangle \dots \\ &\quad \langle \psi_\Omega^{(2N-1)} | e^{-\Delta\tau \hat{V}(x^{(n)})} | \psi_\Omega \rangle. \end{aligned} \quad (\text{S5})$$

Here, $\hat{V}(x^{(j)})$, $j = 1, \dots, N$ is a shorthand notation for $\prod_{k=1}^{\Omega} \gamma(x_k^{(j)}) e^{\sqrt{\frac{1}{2}\Delta\tau U} \eta(x_k^{(j)}) (\hat{n}_{k\uparrow} - \hat{n}_{k\downarrow})}$ at time step j . The usefulness of this decomposition lies in Thouless' theorem, stating that the exponential operator of a one-body operator acting on a Slater determinant results in a new Slater determinant. Furthermore, the matrix representation of the new Slater determinant is easily found by multiplying the matrix representation of the exponential of the one-body operator with the matrix representation of the old Slater determinant. After tracing out the fermionic degrees of freedom, the partition function is then the sum over all weights specified by the HS configurations,

$$Z = \sum_{\{\mathbf{x}\}} w_{\mathbf{x}}^\uparrow w_{\mathbf{x}}^\downarrow, \quad (\text{S6})$$

where the weights $w_{\mathbf{x}}^\sigma$ can be expressed as determinants,

$$w_{\mathbf{x}}^\sigma = \det [I + B^\sigma(\beta, 0)], \quad \sigma = \uparrow, \downarrow. \quad (\text{S7})$$

The B -matrices express the time-evolution as a string of matrix products,

$$B^\sigma(\beta, 0) = B^\sigma(\beta, \beta - \Delta\tau) \dots B^\sigma(2\Delta\tau, \Delta\tau) B^\sigma(\Delta\tau, 0), \quad (\text{S8})$$

and are given by $B^\sigma(\tau, \tau - \Delta\tau) = e^{\Delta\tau \mu} A^\sigma(\tau) e^{\Delta\tau \hat{T}}$. The A -matrices are the matrix representations of the exponentials of the HS terms, $A^\sigma(\tau = j\Delta\tau) = \text{Diag}[e^{\sigma\gamma x_1^{(j)}}, e^{\sigma\gamma x_2^{(j)}}, \dots, e^{\sigma\gamma x_\Omega^{(j)}}]$, while the exponential of the kinetic energy operator has a matrix representation $e^{\Delta\tau \hat{T}} = V \text{Diag}[e^{\Delta\tau \lambda_1}, e^{\Delta\tau \lambda_2}, \dots, e^{\Delta\tau \lambda_\Omega}] V^\top$, found by diagonalizing the matrix representation of \hat{T} in the number occupation basis yielding the eigenvalues λ_j , $j = 1, \dots, \Omega$ and the corresponding orthonormal eigenvectors building the columns of the matrix V . Single-particle operators like the single-particle Green function are also straightforward to compute using matrix computations. Multi-particle observables can be computed after applying Wick's theorem. In practice, care must be taken of a few technicalities, such as matrix stabilization techniques, and sometimes faster updating mechanisms are possible. The algorithm is sign-free only at half filling. Away from half filling, the sign problem limits calculations to temperatures down to $T \sim t/4$ at low doping. Snapshots of Fock states with equal, positive statistical weight (and which can thus be directly compared to the experimental ones), are in general not available at low temperatures. We refer to the literature for further details [85]. We made use of the ALF libraries, which use the jackknife resampling scheme for error estimation [87, 93].

6. Thermometry

The thermometry procedure relies on comparing experimental and dQMC spin correlations. The dQMC

simulations cover a range of doping $|\delta| \leq 0.3$ and temperatures $T \gtrsim t/4$, except at half-filling where the absence of the sign problem allows to go to much lower temperatures. In practice, the dQMC calculations are performed on a square system of size $L \times L$ with periodic boundary conditions, with $L = 16$ at half-filling and $L = 10$ otherwise.

The finite precision of dQMC calculations are taken into account by determining the maximum distance d_{\max} below which dQMC spin correlations are significantly non-zero, *i.e.* $|C_{\text{ss}}^{(2)}(|\mathbf{d}| \leq d_{\max})| > 0$ (including error-bars). The comparison is then performed only considering the data points for which $|\mathbf{d}| \leq d_{\max}$. In practice, we also impose $\sqrt{2} \leq d_{\max} \leq L/2$.

We interpolate linearly the dQMC data between settings (δ, T) where the calculation is actually performed, and we find the best fit between dQMC simulations and experimental data. The temperature T is the only free parameter of the fitting procedure, with the doping level δ , directly measured in the experimental snapshots, being fixed.

7. Minimally entangled thermal typical states (METTS)

Thermal expectation values at inverse temperature β of an operator \hat{O} can, in general, be evaluated as,

$$\begin{aligned} \langle \hat{O} \rangle_{\beta} &= \frac{1}{\mathcal{Z}} \text{Tr}(e^{-\beta \hat{H}} \hat{O}) \\ &= \frac{1}{\mathcal{Z}} \sum_i \langle \sigma_i | e^{-\beta \hat{H}/2} \hat{O} e^{-\beta \hat{H}/2} | \sigma_i \rangle \\ &= \frac{1}{\mathcal{Z}} \sum_i p_i \langle \psi_i | \hat{O} | \psi_i \rangle. \end{aligned} \quad (\text{S9})$$

Here, $|\sigma_i\rangle$ denotes the basis of classical product states,

$$p_i = \langle \sigma_i | e^{-\beta \hat{H}} | \sigma_i \rangle \geq 0, \quad (\text{S10})$$

and $\mathcal{Z} = \sum_i p_i$ is the partition function. The pure quantum states,

$$|\psi_i\rangle = \frac{1}{\sqrt{p_i}} e^{-\beta \hat{H}/2} | \sigma_i \rangle, \quad (\text{S11})$$

are referred to as the *minimally entangled typical thermal states* (METTS). The METTS algorithm samples the METTS states $|\psi_i\rangle$ by constructing a Markov chain whose stationary distribution is given by the probabilities p_i/\mathcal{Z} , cf. refs. [58, 59]. The weights $p_i \geq 0$ are nonnegative real numbers and, hence, no sign problem is encountered. The challenge lies in computing the imaginary-time evolutions of the product states $|\sigma_i\rangle$. Recent advances in time-evolution methods for matrix product states allow accurate computations of the METTS states $|\psi_i\rangle$ [94]. In our simulations, we mostly employ the

time-dependent variational principle [95, 96], with subspace expansion [97], to perform this time evolution. Details of our simulations are described in detail in Ref. [49]. We used a 32×4 cylinder for the magnetic susceptibility calculations and a 16×4 cylinder for the higher-order correlators. Bond dimensions of up to $D = 2500$ were used to reach convergence within the desired doping and temperature range. Error estimates are obtained by standard means of error analysis of Markov chain Monte Carlo, *i.e.* from estimation of the standard error of the mean, an estimate of autocorrelation times, and monitoring of thermalisation. We refer to Ref. [49] for further details.

8. Classical snapshots from METTS

While conventionally, expectation values in the METTS algorithm are evaluated by computing expectation values of the form $\langle \psi_i | \hat{O} | \psi_i \rangle$, METTS can also be employed in a mode that is very similar to the measurements performed in the quantum gas microscope. Within METTS, the classical product states $|\sigma_i\rangle$ are sampled with probability $p_i/\mathcal{Z} = \langle \sigma_i | e^{-\beta \hat{H}} | \sigma_i \rangle / \mathcal{Z}$. This probability is exactly the probability of sampling a product state from the thermal density matrix $\rho = e^{-\beta \hat{H}}$ according to the Born rule of probability. As such, the classical snapshots $|\sigma_i\rangle$ from METTS can be compared one-to-one to the snapshots obtained from the quantum gas microscope. Importantly, observables \hat{D} which are diagonal in the computational basis $|\sigma_i\rangle$, *i.e.* $\hat{D} |\sigma_i\rangle = d_i |\sigma_i\rangle$, where $d_i \in \mathbb{C}$ for all $|\sigma_i\rangle$, can be evaluated directly on the classical snapshots. This follows from,

$$\begin{aligned} \langle \hat{D} \rangle &= \frac{1}{\mathcal{Z}} \sum_i \langle \sigma_i | e^{-\beta \hat{H}} \hat{D} | \sigma_i \rangle = \frac{1}{\mathcal{Z}} \sum_i d_i \langle \sigma_i | e^{-\beta \hat{H}} | \sigma_i \rangle \\ &= \frac{1}{\mathcal{Z}} \sum_i p_i d_i = \frac{1}{\mathcal{Z}} \sum_i p_i \langle \sigma_i | \hat{D} | \sigma_i \rangle. \end{aligned} \quad (\text{S12})$$

This allows to evaluate observables from snapshots obtained by the experimental as well as by METTS using the same data analysis scripts.

9. Geometric String Calculations

The geometric string picture constitutes an effective microscopic description of mobile dopants in a surrounding antiferromagnet. It is based on a detailed modeling how a single doped hole distorts its spin background and was originally conceived to capture magnetic polaron formation [61]. Here we consider its simplest extension to finite doping, where correlations between different dopants are neglected, however strong spin-charge correlations arise from how every individual dopant distorts the originally undoped spin background.

The main assumption of the geometric string picture is the so-called frozen spin approximation. It assumes that

the motion of the dopant only displaces the surrounding spins along its trajectory, while keeping their spin state and its entanglement with the surrounding spins unchanged. Furthermore it is assumed that any distinct trajectories Σ and Σ' , defined without self-retracing paths and defining strings on the square lattice, correspond to orthonormal states $\langle \Sigma | \Sigma' \rangle = \delta_{\Sigma, \Sigma'}$. This leads to an effective hopping Hamiltonian on a Bethe lattice, where each site corresponds to a given string configuration $|\Sigma\rangle$ and encodes strong spin-charge correlations through the underlying frozen-spin approximation. For a single dopant moving in a square lattice AFM, the geometric string picture has been shown to be very accurate [98]. This picture goes back to early work on the magnetic polaron problem in an Ising AFM [99] and has continuously been developed further [61, 100–103].

Here we apply the geometric string theory in two forms. First, in Fig. S3, we computed the three-point spin-spin-charge correlations expected around a single dopant. To this end we assumed a frozen spin background characterized by spin-spin correlations $C_{ss}^{(2)}(\mathbf{d})$ and ignoring the effects of virtual doublon-hole pairs. Then we computed the thermal state of fluctuating strings on the Bethe lattice, at the lowest experimental temperature, and sampled string configurations from it. Each string configuration corresponds to a particular re-shuffling of the surrounding spins, which allows us to compute dopant-spin-spin correlations in Fig. S3. The emergent polaron tail reflects the sizeable probability, facilitated by both thermal and quantum fluctuations, of finding strings extending over several lattice sites.

Second, in Figs. 4b and 5 of the main text, we compute 3th, 4th and 5th order correlators at various doping values. To this end we followed the procedure introduced in [33], i.e. we start from experimental snapshots at zero doping. To produce string theory snapshots at finite doping, we first randomly remove spins to introduce non-zero doping. For each dopant, we sample one string configuration from the thermal string state on the Bethe lattice and move the dopant along this string, displacing spins along the way. At each doping value, the analysis of the final string data set proceeds identical to the analysis of the experimental snapshots.

The comparison of Fig. 4b in the main text and Fig. S3 shows that the effects of finite doping and doublon-hole pairs lead to a slightly shorter polaronic tail. In general, the geometric string approach assumes strong coupling and is expected to become less reliable when more doublon-hole pairs appear.

10. Empirical spin-structure factor analysis

We define the spin structure factor $\mathcal{S}(\mathbf{q})$ in the text with Eq. (3), and compute it experimentally by restricting the spin correlation functions $C_{ss}^{(2)}(\mathbf{d})$ to distances $|\mathbf{d}| \leq 7$ sites. The spin correlation length ξ parametrizes the shape of the $\mathcal{S}(\mathbf{q})$ close to $\mathbf{q}_{\text{AFM}} =$

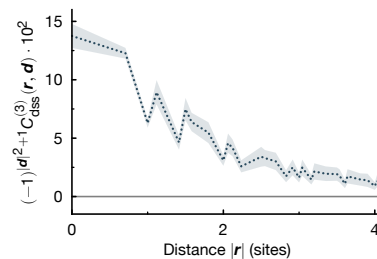


Figure S3. **Dopant-spin-spin correlations in geometric spin theory.** Sign corrected three-point correlators as a function of distance, for a single dopant evolving in a frozen AFM background characterized by a fixed two-point spin-spin correlation $C_{ss}^{(2)}(\mathbf{d})$. See text for additional details.

(π, π) with the Ornstein-Zernike (OZ) form given in Eq. (4). Away from \mathbf{q}_{AFM} , we empirically parametrize $\mathcal{S}(\mathbf{q})$ by a broad generalized Gaussian function $B(\mathbf{q}) = C \exp[-\|\mathbf{q} - \mathbf{q}_{\text{AFM}}\|_n^\beta / \sigma^\beta]$ where $\|\mathbf{q}\|_n = (q_x^n + q_y^n)^{1/n}$ is the n -norm. In practice, the parameters C, n, β and σ are fitted to $\mathcal{S}(\mathbf{q})$, and we find $\beta \approx 3.5$ and $\sigma \approx 20$, resulting in a very broad background which sharply contrasts with the narrow OZ peak at \mathbf{q}_{AFM} .

We assume that the correlation length ξ follows a temperature scaling of the form given by Eq. (5), $\xi = \xi_0 e^{\Delta(\delta)/T}$. In the present work, we establish that the energy scale Δ decreases with doping, and matches closely the temperature T^* for the pseudogap (Fig. 3). As explained in the main text, we determine experimentally $\Delta(\delta)$ through a second order expansion in $|\delta|$, i.e. by writing $\Delta(\delta) = \Delta^{(0)} + \Delta^{(1)}|\delta| + \Delta^{(2)}|\delta|^2$ and treating $\Delta^{(i)}$ ($i = 0, 1, 2$) and ξ_0 as fit parameters. In practice, we only consider datasets with $T/t \leq 0.6$ in the fit.

We first fit the the coefficient $\Delta^{(0)}$ to the $|\delta| = 0$ data (half-filling). In the following steps, this coefficient is fixed. Then, for a given $(\Delta^{(1)}, \Delta^{(2)})$, we fit the scaling function of Eq. (5) to the curve $\xi(\Delta/T)$ that we compute by combining all the datasets. This fit gives a reduced χ^2 , which we use as a “goodness-of-fit”. The procedure is iterated to find the set of parameters $(\Delta^{(1)}, \Delta^{(2)})$ that minimize χ^2 , i.e. that optimize the collapse of $\xi(\delta, T)$ onto a universal curve.

We furthermore use the low- \mathbf{q} behaviour of $\mathcal{S}(\mathbf{q})$ to extract the spin susceptibility (Fig. 3g). In practice, we fit $\mathcal{S}(\mathbf{q})$ in the region $|\mathbf{q}| \leq \pi/4$ with a symmetric quadratic form and offset, $c_0 + c_1(q_x^2 + q_y^2) + c_2 q_x q_y$, and use the resulting fitted offset as $\mathcal{S}(\mathbf{q} = \mathbf{0})$. We find that this procedure yields less noisy results as simply summing the real space correlations $C_{ss}^{(2)}(\mathbf{d})$ over the analysis region Φ , especially at larger temperature or doping where the extension of spin correlations is very limited. Nevertheless, we still find notable discrepancies between experimental data and numerical results in Fig. 3g at large temperature, which however do not qualitatively change the main conclusions of our work.

11. Dopant-spin-spin correlations

For the sake of clarity, we only show in Fig. 4 the low temperature shape and strength of the three-point dopant-spin-spin correlations that characterize magnetic polarons. We compare in Fig. S4 the experimental data corresponding to different temperatures and doping levels and recover the general features mentioned in the main text. Specifically, the extended tail only forms in the low temperature and low doping regime characterized by $T < \Delta(\delta) \simeq T^*$. The temperature dependence of the polaron core ($|r| \lesssim 1.5$) is important at lower doping, and washes out at larger doping where the physics is dominated by Fermi liquid behaviour.

12. Connected and conditional correlations

Connected correlations are defined as a multi-variate cumulant [104],

$$\langle \hat{X}_1, \dots, \hat{X}_n \rangle_c = \left. \frac{\partial}{\partial z_1} \cdots \frac{\partial}{\partial z_n} \log \langle e^{\sum_i z_i \hat{X}_i} \rangle \right|_{z_i=0}. \quad (\text{S13})$$

Orders 1 and 2 correspond to the mean ($\langle \hat{X} \rangle_c = \langle \hat{X} \rangle$) and covariance ($\langle \hat{X}_1 \hat{X}_2 \rangle_c = \langle \hat{X}_1 \hat{X}_2 \rangle - \langle \hat{X}_1 \rangle \langle \hat{X}_2 \rangle$), respectively. More generally, the connected correlation of order n consists of the bare correlation ($\langle \prod_{i=1}^n \hat{X}_i \rangle$) to which is subtracted the connected correlations of all possible lower order terms.

Note that all the correlation functions presented in this work are averaged throughout the system — this is the meaning of the sums in Eqs. (2), (6), (7) and (8). For each of these equations, we introduce a normalization constant that counts the number of configurations within the system.

We give below explicit expression for order $n = 3, 4$. The 5th order expression (not shown here) is built in a similar fashion, and contains more terms.

$$\begin{aligned} \langle \hat{A} \hat{B} \hat{C} \rangle_c &= \langle \hat{A} \hat{B} \hat{C} \rangle - \langle \hat{A} \rangle \langle \hat{B} \hat{C} \rangle_c - \langle \hat{B} \rangle \langle \hat{C} \hat{A} \rangle_c - \langle \hat{C} \rangle \langle \hat{A} \hat{B} \rangle_c - \langle \hat{A} \rangle \langle \hat{B} \rangle \langle \hat{C} \rangle \\ &= \langle \hat{A} \hat{B} \hat{C} \rangle - \langle \hat{A} \rangle \langle \hat{B} \hat{C} \rangle - \langle \hat{B} \rangle \langle \hat{C} \hat{A} \rangle - \langle \hat{C} \rangle \langle \hat{A} \hat{B} \rangle + 2 \langle \hat{A} \rangle \langle \hat{B} \rangle \langle \hat{C} \rangle \end{aligned} \quad (\text{S14})$$

$$\begin{aligned} \langle \hat{A} \hat{B} \hat{C} \hat{D} \rangle_c &= \langle \hat{A} \hat{B} \hat{C} \hat{D} \rangle - \langle \hat{A} \rangle \langle \hat{B} \hat{C} \hat{D} \rangle_c - \langle \hat{B} \rangle \langle \hat{C} \hat{D} \hat{A} \rangle_c - \langle \hat{C} \rangle \langle \hat{D} \hat{A} \hat{B} \rangle_c - \langle \hat{D} \rangle \langle \hat{A} \hat{B} \hat{C} \rangle_c \\ &\quad - \langle \hat{A} \hat{B} \rangle_c \langle \hat{C} \hat{D} \rangle_c - \langle \hat{A} \hat{C} \rangle_c \langle \hat{B} \hat{D} \rangle_c - \langle \hat{A} \hat{D} \rangle_c \langle \hat{B} \hat{C} \rangle_c \\ &\quad - \langle \hat{A} \hat{B} \rangle_c \langle \hat{C} \rangle \langle \hat{D} \rangle - \langle \hat{A} \hat{C} \rangle_c \langle \hat{B} \rangle \langle \hat{D} \rangle - \langle \hat{A} \hat{D} \rangle_c \langle \hat{B} \rangle \langle \hat{C} \rangle - \langle \hat{B} \hat{C} \rangle_c \langle \hat{A} \rangle \langle \hat{D} \rangle - \langle \hat{B} \hat{D} \rangle_c \langle \hat{A} \rangle \langle \hat{C} \rangle - \langle \hat{C} \hat{D} \rangle_c \langle \hat{A} \rangle \langle \hat{B} \rangle \\ &\quad - \langle \hat{A} \rangle \langle \hat{B} \rangle \langle \hat{C} \rangle \langle \hat{D} \rangle \\ &= \langle \hat{A} \hat{B} \hat{C} \hat{D} \rangle - \langle \hat{A} \rangle \langle \hat{B} \hat{C} \hat{D} \rangle - \langle \hat{B} \rangle \langle \hat{C} \hat{D} \hat{A} \rangle - \langle \hat{C} \rangle \langle \hat{D} \hat{A} \hat{B} \rangle - \langle \hat{D} \rangle \langle \hat{A} \hat{B} \hat{C} \rangle \\ &\quad - \langle \hat{A} \hat{B} \rangle \langle \hat{C} \hat{D} \rangle - \langle \hat{A} \hat{C} \rangle \langle \hat{B} \hat{D} \rangle - \langle \hat{A} \hat{D} \rangle \langle \hat{B} \hat{C} \rangle \\ &\quad + 2 \left[\langle \hat{A} \hat{B} \rangle \langle \hat{C} \rangle \langle \hat{D} \rangle + \langle \hat{A} \hat{C} \rangle \langle \hat{B} \rangle \langle \hat{D} \rangle + \langle \hat{A} \hat{D} \rangle \langle \hat{B} \rangle \langle \hat{C} \rangle + \langle \hat{B} \hat{C} \rangle \langle \hat{A} \rangle \langle \hat{D} \rangle + \langle \hat{B} \hat{D} \rangle \langle \hat{A} \rangle \langle \hat{C} \rangle + \langle \hat{C} \hat{D} \rangle \langle \hat{A} \rangle \langle \hat{B} \rangle \right] \\ &\quad - 6 \langle \hat{A} \rangle \langle \hat{B} \rangle \langle \hat{C} \rangle \langle \hat{D} \rangle \end{aligned} \quad (\text{S15})$$

Following the logic in Ref. [74], we chose the conditional correlation function used in Fig. 5 as to capture the connected 4th-order spin correlation on the condition

of the presence of a dopant in the vicinity. This quantity is effectively a 5th-order correlation, although not a *connected* correlation per se. Its exact expression is

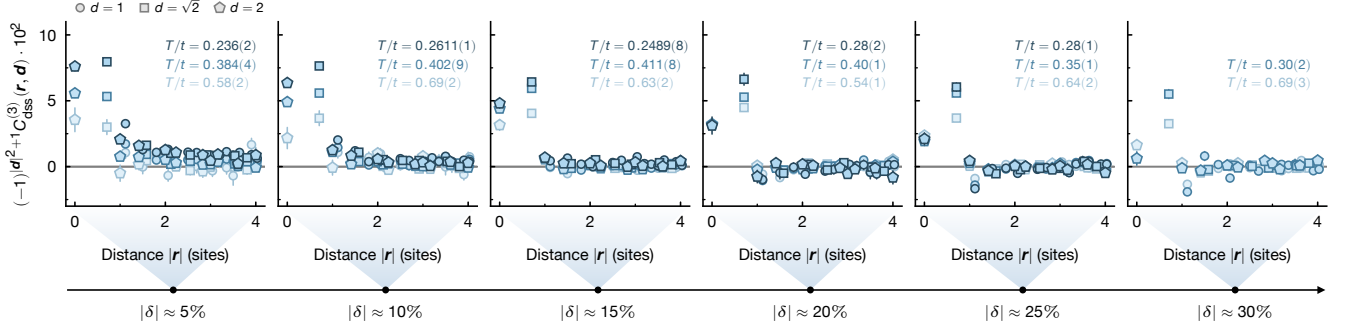


Figure S4. **Temperature and doping evolution of dopant-spin-spin correlations.** Experimental sign-corrected dopant-spin-spin correlations as a function of the distance $|r|$ between dopant and spin bonds. The colour indicates the temperature, and is labelled in each panel. The doping level goes from 5% to 30% from left to right.

$$\begin{aligned}
C_{\mathcal{K}}^{(5)}(\hat{d}_0, \hat{S}_1^z, \hat{S}_2^z, \hat{S}_3^z, \hat{S}_4^z) \Big|_{\text{cond. } \hat{d}_0} &= 2^4 \times \left[\frac{\langle \hat{d}_0 \hat{S}_1^z \hat{S}_2^z \hat{S}_3^z \hat{S}_4^z \rangle}{\langle \hat{d}_0 \rangle} \right. \\
&- \frac{\langle \hat{d}_0 \hat{S}_1^z \hat{S}_2^z \hat{S}_3^z \rangle \langle \hat{d}_0 \hat{S}_4^z \rangle}{\langle \hat{d}_0 \rangle \langle \hat{d}_0 \rangle} - \frac{\langle \hat{d}_0 \hat{S}_1^z \hat{S}_2^z \hat{S}_4^z \rangle \langle \hat{d}_0 \hat{S}_3^z \rangle}{\langle \hat{d}_0 \rangle \langle \hat{d}_0 \rangle} - \frac{\langle \hat{d}_0 \hat{S}_1^z \hat{S}_3^z \hat{S}_4^z \rangle \langle \hat{d}_0 \hat{S}_2^z \rangle}{\langle \hat{d}_0 \rangle \langle \hat{d}_0 \rangle} - \frac{\langle \hat{d}_0 \hat{S}_2^z \hat{S}_3^z \hat{S}_4^z \rangle \langle \hat{d}_0 \hat{S}_1^z \rangle}{\langle \hat{d}_0 \rangle \langle \hat{d}_0 \rangle} \\
&- \frac{\langle \hat{d}_0 \hat{S}_1^z \hat{S}_2^z \rangle \langle \hat{d}_0 \hat{S}_3^z \hat{S}_4^z \rangle}{\langle \hat{d}_0 \rangle \langle \hat{d}_0 \rangle} - \frac{\langle \hat{d}_0 \hat{S}_1^z \hat{S}_3^z \rangle \langle \hat{d}_0 \hat{S}_2^z \hat{S}_4^z \rangle}{\langle \hat{d}_0 \rangle \langle \hat{d}_0 \rangle} - \frac{\langle \hat{d}_0 \hat{S}_1^z \hat{S}_4^z \rangle \langle \hat{d}_0 \hat{S}_2^z \hat{S}_3^z \rangle}{\langle \hat{d}_0 \rangle \langle \hat{d}_0 \rangle} \\
&- \frac{\langle \hat{d}_0 \hat{S}_1^z \hat{S}_2^z \rangle \langle \hat{d}_0 \hat{S}_3^z \rangle \langle \hat{d}_0 \hat{S}_4^z \rangle}{\langle \hat{d}_0 \rangle \langle \hat{d}_0 \rangle \langle \hat{d}_0 \rangle} - \frac{\langle \hat{d}_0 \hat{S}_1^z \hat{S}_3^z \rangle \langle \hat{d}_0 \hat{S}_2^z \rangle \langle \hat{d}_0 \hat{S}_4^z \rangle}{\langle \hat{d}_0 \rangle \langle \hat{d}_0 \rangle \langle \hat{d}_0 \rangle} - \frac{\langle \hat{d}_0 \hat{S}_1^z \hat{S}_4^z \rangle \langle \hat{d}_0 \hat{S}_2^z \rangle \langle \hat{d}_0 \hat{S}_3^z \rangle}{\langle \hat{d}_0 \rangle \langle \hat{d}_0 \rangle \langle \hat{d}_0 \rangle} \\
&- \frac{\langle \hat{d}_0 \hat{S}_2^z \hat{S}_3^z \rangle \langle \hat{d}_0 \hat{S}_1^z \rangle \langle \hat{d}_0 \hat{S}_4^z \rangle}{\langle \hat{d}_0 \rangle \langle \hat{d}_0 \rangle \langle \hat{d}_0 \rangle} - \frac{\langle \hat{d}_0 \hat{S}_2^z \hat{S}_4^z \rangle \langle \hat{d}_0 \hat{S}_1^z \rangle \langle \hat{d}_0 \hat{S}_3^z \rangle}{\langle \hat{d}_0 \rangle \langle \hat{d}_0 \rangle \langle \hat{d}_0 \rangle} - \frac{\langle \hat{d}_0 \hat{S}_3^z \hat{S}_4^z \rangle \langle \hat{d}_0 \hat{S}_1^z \rangle \langle \hat{d}_0 \hat{S}_2^z \rangle}{\langle \hat{d}_0 \rangle \langle \hat{d}_0 \rangle \langle \hat{d}_0 \rangle} \\
&\left. - \frac{\langle \hat{d}_0 \hat{S}_1^z \rangle \langle \hat{d}_0 \hat{S}_2^z \rangle \langle \hat{d}_0 \hat{S}_3^z \rangle \langle \hat{d}_0 \hat{S}_4^z \rangle}{\langle \hat{d}_0 \rangle \langle \hat{d}_0 \rangle \langle \hat{d}_0 \rangle \langle \hat{d}_0 \rangle} \right], \quad (\text{S16})
\end{aligned}$$

although all the terms of the form $\langle \hat{d}_0 \hat{S}_i^z \rangle$ or $\langle \hat{d}_0 \hat{S}_i^z \hat{S}_j^z \hat{S}_k^z \rangle$

containing an odd number of spin operators vanish by symmetry.