

Rate of Model Collapse in Recursive Training

Ananda Theertha Suresh ^{*1}, Andrew Thangaraj², and Aditya Nanda Kishore Khandavally²

¹Google Research, New York

²Indian Institute of Technology Madras

December 24, 2024

Abstract

Given the ease of creating synthetic data from machine learning models, new models can be potentially trained on synthetic data generated by previous models. This recursive training process raises concerns about the long-term impact on model quality. As models are recursively trained on generated data from previous rounds, their ability to capture the nuances of the original human-generated data may degrade. This is often referred to as *model collapse*. In this work, we ask how fast model collapse occurs for some well-studied distribution families under maximum likelihood (ML or near ML) estimation during recursive training. Surprisingly, even for fundamental distributions such as discrete and Gaussian distributions, the exact rate of model collapse is unknown. In this work, we theoretically characterize the rate of collapse in these fundamental settings and complement it with experimental evaluations. Our results show that for discrete distributions, the time to forget a word is approximately linearly dependent on the number of times it occurred in the original corpus, and for Gaussian models, the standard deviation reduces to zero roughly at n iterations, where n is the number of samples at each iteration. Both of these findings imply that model forgetting, at least in these simple distributions under near ML estimation with many samples, takes a long time.

1 Introduction

Machine learning models are trained using datasets that, in most cases, are originally human generated. However, with the recent advance of generative models [Brown et al., 2020, Chowdhery et al., 2023, Thoppilan et al., 2022, Touvron et al., 2023], it is possible today for machine learning models to generate human-like data. This has led to the proliferation of machine-generated text and images in all forms of digital content. Hence, in the next iteration of model training, if one collects a large corpus of data such as text or images, a part of it would be human generated and a part would be machine generated. Suppose we repeat this *recursive training* process several times, i.e. we repeatedly train models on data generated from previous iteration of models. Then, it is reasonable to suspect that the model quality might degrade over time. Motivated by this concern, Shumailov et al. [2023, 2024] studied the problem of recursive training and showed that the tail of the original dataset disappears over multiple rounds of recursive training. In this work, we take a step further and ask *how fast does the model quality degrade in recursive training?* In order to answer this question, we study the simplified recursive training procedure of Shumailov et al. [2023] where models at current iteration are trained solely based on data generated by models at the previous iteration. Figure 1 demonstrates the iterative training procedure.

Let P_θ denote a distribution over a domain \mathcal{X} parameterized by a vector $\theta = (\theta_1, \theta_2, \dots, \theta_m)$. For example, in the case of Gaussian distributions, $\theta = (\mu, \sigma^2)$. Let $S_0 = (X_{0,1}, X_{0,2}, \dots, X_{0,n})$ denote the original dataset of n samples, which can come from any arbitrary distribution. Let $\Theta_k = (\Theta_{k,1}, \Theta_{k,2}, \dots, \Theta_{k,m})$ denote the vector of model parameters at iteration k , and let P_{Θ_k} denote the corresponding sampling distribution. For each $k \geq 0$, the model P_{Θ_k} is trained based on dataset $S_k = (X_{k,1}, X_{k,2}, \dots, X_{k,n})$, and then P_{Θ_k} is sampled

*theertha@google.com



Figure 1: Simplified recursive training procedure of Shumailov et al. [2023]. The underlying dataset is denoted by S_0 . The model parameter Θ_k is trained based on dataset S_k and sample S_{k+1} is obtained by sampling from model with parameter Θ_k .

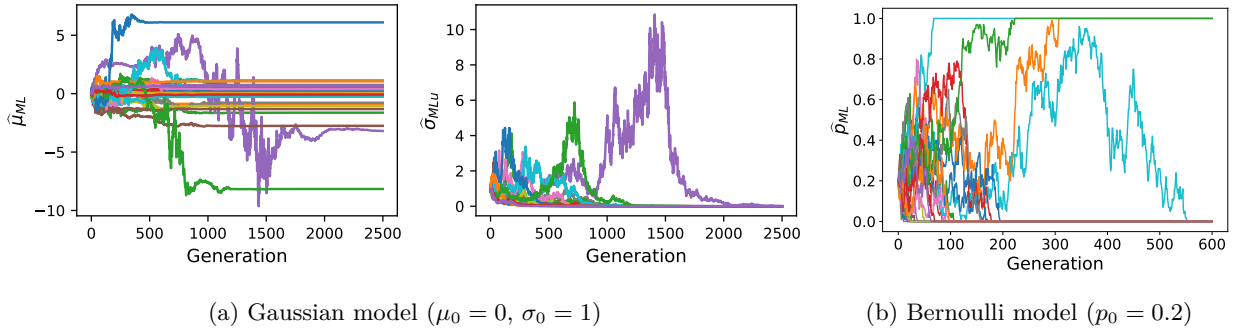


Figure 2: Multiple trajectories of recursive training across generations in the Gaussian and Bernoulli models, with $n = 100$ samples per generation.

to create a dataset $S_{k+1} = (X_{k+1,1}, X_{k+1,2}, \dots, X_{k+1,n})$ for the next iteration. We have the recursion for $k = 0, 1, \dots$:

$$\begin{aligned} \Theta_k &= \hat{\theta}(X_{k,1}, \dots, X_{k,n}) \quad (\text{train}), \\ S_{k+1} &= (X_{k+1,1}, \dots, X_{k+1,n}) \sim \text{iid } P_{\Theta_k} \quad (\text{sample}), \end{aligned} \quad (1)$$

where $\hat{\theta}$ denotes an estimator for the parameter vector from n iid samples in each iteration.

Our goal is to study the behaviour of the random process $\{\Theta_k : k = 0, 1, 2, \dots\}$, and observe convergence properties of the parameters in Θ_k as $k \rightarrow \infty$. If model quality is not degraded over recursive training, sample paths of Θ_k will be ergodic and cover the entire space of possible parameters. However, if any of the parameters are tending to zero or some other trivial value, we have an instance of so-called *model collapse* in recursive training [Shumailov et al., 2023]. In such cases, we attempt to characterise the rate (as a function of k) at which the collapsing parameter tends to the trivial value. As an illustrative example, we plot 25 different trajectories of recursive training starting with $N(0, 1)$ in Figure 2(a). Observe that the standard deviation tends to zero always and the means tend to different values. Figure 2(b)¹ shows 25 trajectories for recursive training of Bernoulli samples. When started with Bernoulli(0.2), the estimated Bernoulli parameter tends to zero or one in each trajectory.

The recursive training iteration in equation 1 can be termed a stochastic recursion, which is a broad topic with applications ranging from dynamical systems and optimization to reinforcement learning [Borkar, 2022, Diaconis and Freedman, 1999] (see Appendix A for more details). While the nature of the stochastic recursion in equation 1 does not match exactly with previously studied cases, a lot of underlying ideas are useful. Firstly, there is a Markov structure inherent in equation 1. Given S_k , the future models do not depend on the S_{k-1} and the past. Secondly, under suitable unbiasedness conditions on $\hat{\theta}$, we can expect martingale properties [Williams, 1991] to hold for certain functionals of Θ_k . Finally, for convergence in stochastic recursions, an average *contraction* property in each step of the recursion has been seen to be very useful to prove convergence bounds. So, one viable approach is to prove contraction properties for the expectation of a suitable function of parameters in Θ_k and ultimately derive convergence rates.

¹Code can be found at www.github.com/berserank/rate-of-model-collapse/

1.1 Our contributions

In this article, we primarily consider two types of models. Motivated by the language modelling applications, we first study learning a discrete distribution P_θ with probability mass function $\theta = (\theta_1, \dots, \theta_m)$ over a finite alphabet $\{1, 2, \dots, m\}$. In the terminology of language models, θ corresponds to the unigram distribution. Under the iterations in equation 1, if $\Theta_{k,i} \rightarrow 0$ as $k \rightarrow \infty$, the model forgets the symbol i under recursive training, and this is an instance of model collapse.

Secondly, motivated by image generation tasks, we study one-dimensional Gaussian and Gaussian mixture distributions where $\theta = (\mu, \sigma)$. In the Gaussian case, we have $P_\theta = N(\mu, \sigma^2)$, which denotes the Gaussian distribution with mean μ and variance σ^2 . In the Gaussian mixture case, we let $P_\theta = \frac{1}{2}N(-\mu, \sigma^2) + \frac{1}{2}N(\mu, \sigma^2)$. In these two cases, if the variance parameter tends to zero under recursive training, we have model collapse.

During our analysis, we also characterize rates to model collapse for several models such as Bernoulli and Poisson models, which might be interesting on their own. Our results show the following interesting behaviors:

- For discrete distributions, picking $\hat{\theta}$ as the Maximum Likelihood (ML) estimator, we show that $\Pr(\Theta_{k,i} \neq 0) \geq 1 - \exp(-\frac{\lambda_i}{k})$, where λ_i is the number of i 's in the original dataset S_0 . So, the probability-rate of forgetting symbol i under recursive training falls as $1/k$, which is quite a slow rate of fall. If today's complex language models move closer to near ML estimation, it may take a very large number of recursive training rounds before relatively frequent words and phrases are actually forgotten.
- For the one-dimensional Gaussian model with $\hat{\theta}$ as the ML estimator, we show that variance tends to zero and mean tends to a constant as $k \rightarrow \infty$. Our convergence proof shows that $\Pr(\text{variance at iteration } k > \epsilon^2)$ falls roughly as $\frac{1}{\epsilon} e^{-k/(4n)}$. Under this bound, we get that k for which variance likely goes below ϵ^2 grows roughly linearly with n . Since n is very large in practice, model collapse could possibly be very slow, assuming estimators are close to optimal.
- For one-dimensional Gaussian mixtures with $\hat{\theta}$ as an approximate version of the joint ML estimator for μ and σ , we show that variance tends to zero and mean tends to a constant as $k \rightarrow \infty$ proving model collapse. The rate of collapse is similar to Gaussian and is $\frac{1}{\epsilon} e^{-k/(4n)}$.

While all the distributions we study are almost toy-like versions of their practically useful counterparts, the exact rate of forgetting or model collapse under recursive training is not previously known for any of these models to the best of our knowledge.

1.2 Related works

The problem of recursive training has garnered significant interest in the last few years. Due to space constraints, we refer readers to Appendix A for related works and focus on works that are most relevant to ours here. For the Gaussian distribution estimation, the most relevant work to ours are by Alemohammad et al. [2024], Shumailov et al. [2024], Bertrand et al. [2024]. Alemohammad et al. [2024], Shumailov et al. [2024] showed that the variance of the resulting Gaussian tends to zero and Bertrand et al. [2024] demonstrated an exponential decay of variance, but does not give a closed form result. Their bound can only be evaluated through simulations. In comparison, we provide an explicit and simple expression for the bound. For discrete distributions, the closest work to ours is Seddik et al. [2024] who studied the problem of model collapse for theoretical distributions. As we show later both theoretically and empirically, the proposed results are stronger than bounds of Seddik et al. [2024, Equation 7].

In the next section, we describe the problem setting and in the followup sections, we state our main theoretical results. Due to space constraints all the proofs are provided in the appendix.

2 Problem setting

A recursive training process is specified by the sampling distribution P_θ with the associated parameter vector θ , the initial parameter θ_0 , the number of samples in each round n and the estimator $\hat{\theta}$. It is clear from equation 1 that $\{\Theta_k\}$ is a homogeneous Markov chain. We will be interested in the convergence properties

of $\{\Theta_k\}$. To keep the notation clear, we will denote random variables by capital letters and non-random values by small letters.

2.1 Model collapse in recursive training

We are now ready to formally define model collapse in recursive training as studied in this paper. Suppose the parameter space \mathcal{T} is the set of all possible values of the parameter vector $\theta = (\theta_1, \theta_2, \dots, \theta_m)$. We will let \mathcal{T}_i denote the set of possible values of θ_i . The richness of a model may be characterized by the size or dimension of the entire parameter space $|\mathcal{T}|$ and/or that of an individual parameter \mathcal{T}_i .

In the recursive training process, Θ_k takes values in the range of the estimator $\hat{\theta}$. Denoting the range of any function f as $R(f)$, the richness in the models under recursive training are seen to be clearly limited by the size of the range of the estimator $R(\hat{\theta})$. For an individual parameter θ_i , the range of the estimator is $R(\hat{\theta}_i)$. While it seems natural to have $\mathcal{T}_i = R(\hat{\theta}_i)$, there are cases such as Bernoulli(p) distribution with $p \in [0, 1]$ where $R(\hat{p}) \in \{0, 1/n, 2/n, \dots, 1\}$ for n samples. If the sample paths of $\{\Theta_k\}$ traverse through the entire range $R(\hat{\theta})$ (with high probability), then the model quality can be expected to be retained in the recursive training process given an estimator $\hat{\theta}$. We use the opposite of this scenario to precisely define model collapse.

Definition 1. *Model collapse is said to occur in a recursive training process $\{\Theta_k\}$ (as defined in the introduction) if, for some i , $\Theta_{k,i} \rightarrow 0$ or a set of small size when compared to $R(\hat{\theta}_i)$ (finite in size, if $|R(\hat{\theta}_i)|$ is infinite, or $o(|R(\hat{\theta}_i)|)$, if $|R(\hat{\theta}_i)|$ is finite).*

2.2 Martingale property and convergence

Suppose $f : \mathcal{T} \rightarrow [0, \infty)$ is a non-negative, bounded functional on the parameter space. If the estimator $\hat{\theta}$ and the induced conditional law on Θ_{k+1} given Θ_k are such that $\mathbb{E}[f(\Theta_{k+1}) | \Theta_k] = f(\Theta_k)$, then the process $\{f(\Theta_k)\}$ is a non-negative, bounded martingale under the filtration generated by Θ_k . By convergence properties of such martingales Williams [1991], every sample path of $f(\Theta_k)$ converges to some finite value.

The condition $\mathbb{E}[f(\Theta_{k+1}) | \Theta_k = \theta] = f(\theta)$ essentially requires that the plugin estimator $f(\hat{\theta}(X_{k,1}, \dots, X_{k,n}))$ for $f(\theta)$ is unbiased. Since unbiasedness is a common property, it is likely that many *good* estimators designed to minimize some risk or maximize likelihood will satisfy the required martingale condition for some f . We demonstrate such functionals for several interesting examples of sampling distributions P_θ and estimators $\hat{\theta}$ in our results.

However, the martingale convergence property alone does not directly imply model collapse. While every sample path will converge to some finite value, these values may be different for different sample paths, and they may be infinite in number. So, the convergence to a set of finite size needs to be established explicitly to prove model collapse.

2.3 Rate of model collapse

For simplicity of description, we will consider the collapse of an individual non-negative real model parameter $\theta_i > 0$ for a fixed i under recursive training as $k \rightarrow \infty$. To show collapse, we will establish that the random variable $\Theta_{k,i}$ (that models the evolution of θ_i) converges to 0 almost surely.

Our approach will be to show lower and upper bounds on $\Pr(\Theta_{k,i} > \epsilon)$ to establish its rate of fall with k . Further, we will show $\Pr(\cup_{k \geq m} \Theta_{k,i} > \epsilon)$ falls with m to establish almost sure convergence to 0.

3 Standard recursive training processes

Having defined the setting of model collapse in recursive training, we now consider standard recursive training processes where the sampling distribution P_θ is Bernoulli, Poisson or Gaussian and the estimator $\hat{\theta}$ is the Maximum Likelihood (ML) estimator.

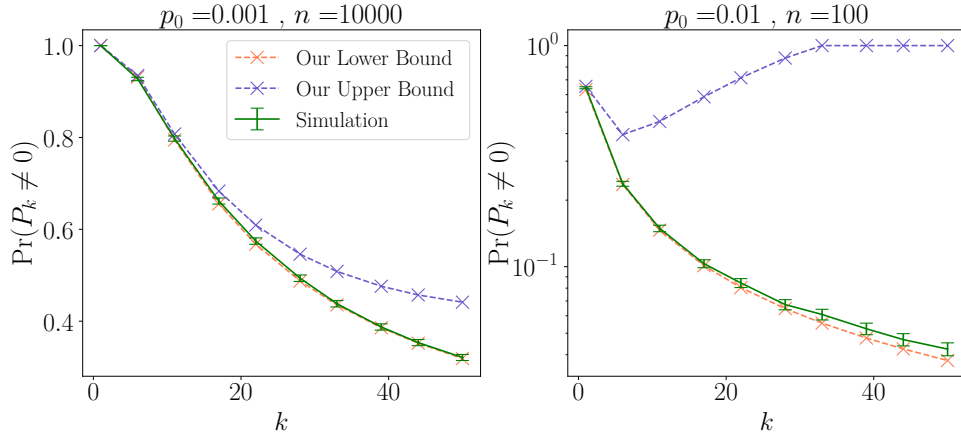


Figure 3: Comparison of theoretical bounds and empirical observations for $\Pr(P_k \neq 0)$ at a particular generation in a Bernoulli recursive training process with n samples at each generation. Results are shown for varying initial success probabilities (p_0).

3.1 Bernoulli model

In this simple and instructional model, the sampling distribution is Bernoulli(p) with a single real parameter $p \in [0, 1]$. The Bernoulli recursive training process is denoted $\{P_k\}$ with P_k distributed on $\mathcal{T} = [0, 1]$ and initialized as $P_0 = p_0 = \frac{\sum_i X_{0,i}}{n}$. We will consider n samples per round. Given $P_{k-1} = p$, the n samples in the k -th round $X_{k,1}, \dots, X_{k,n}$ are iid Bernoulli(p), and the ML estimate of p from the n samples is

$$\hat{p}_{ML}(X_{k,1}, \dots, X_{k,n}) = \frac{X_{k,1} + \dots + X_{k,n}}{n}.$$

By standard properties of the Bernoulli distribution, we have that, given $P_{k-1} = p$,

$$P_k = \hat{p}_{ML}(X_{k,1}, \dots, X_{k,n}) \sim \frac{1}{n} \text{Binomial}(n, p).$$

Hence, the Bernoulli recursive training process that we consider is described succinctly by the iteration

$$nP_k \sim \text{Binomial}(n, P_{k-1}).$$

It is readily seen that $nP_k \in \{0, 1, \dots, n\}$, $k = 1, 2, \dots$, is a finite-state Markov chain with two absorbing states 0 and n , while all the other states are transient. Clearly, every sample path of P_k converges to either 0 or 1. This establishes model collapse for the Bernoulli recursive training process. By a standard computation of probabilities of absorption, it is possible to show that $\Pr(\text{absorption to } 0 \mid nP_1 = i) = \frac{n-i}{n}$ and that $\Pr(\text{absorption to } 0) = 1 - p_0$ (see Appendix B.1 for details). The following theorem determines bounds for the probability of absorption to 0 at time k .

Theorem 1. *For the Bernoulli recursive training process defined above,*

$$1 - (1 - 3np_0^2 - 3kp_0) \exp(-np_0g_k) \geq \Pr(P_k \neq 0) \geq 1 - \exp(-np_0g_k),$$

where

$$g_k \triangleq g^{\circ k}(\infty) \in [1/k, 3/k] \tag{2}$$

with $g(x) = 1 - e^{-x}$ and $g^{\circ k}$ denotes g composed k times. Furthermore, if $p_0 \leq \min\left(\frac{1}{6k}, \frac{1}{\sqrt{6n}}\right)$, then the lower bound is nearly tight:

$$\Pr(P_k \neq 0) \leq 1 - 0.5 \cdot \exp(-np_0g_k).$$

Similarly, bounds for $\Pr(P_k \neq 1)$ can be obtained by replacing p_0 with $1 - p_0$ in the above set of equations.

We compare our results with empirical observations in Figure 3 for different values of p_0 . Our lower bound is the tightest and matches the empirical observation.

Comparison with Seddik et al. [2024]: For Bernoulli distributions, Seddik et al. [2024, Theorem 1] implies that $\Pr(P_k \notin \{0, 1\})$ lies in

$$\left[4p_0(1-p_0) \left(1 - \frac{1}{n}\right)^k, 2np_0(1-p_0) \left(1 - \frac{1}{n}\right)^k \right].$$

Since our interest is on discrete distributions over large domains (Section 4.1), our focus is on regimes where p_0 is relatively small and hence it is unlikely that P_k will reach one. However, by combining our bounds for $\Pr(P_k \neq 0)$ and $\Pr(P_k \neq 1)$, we can obtain bounds for $\Pr(P_k \notin \{0, 1\})$. In Appendix B.2, we compare our results for $\Pr(P_k \notin \{0, 1\})$ to that of Seddik et al. [2024] and demonstrate the tightness of our bounds.

3.2 Poisson model

In this model, the sampling distribution is $\text{Poisson}(\lambda)$ with a single real parameter $\lambda > 0$. The Poisson recursive training process is denoted $\{\Lambda_k\}$ with Λ_k distributed on $\mathcal{T} = [0, \infty)$ and initialized as $\Lambda_0 = \lambda_0 = \frac{\sum_i X_{0,i}}{n}$. Given $\Lambda_{k-1} = \lambda$, the n samples in the k -th round $X_{k,1}, \dots, X_{k,n}$ are iid $\text{Poisson}(\lambda)$, and the ML estimate of λ from the n samples is

$$\hat{\lambda}_{ML}(X_{k,1}, \dots, X_{k,n}) = \frac{X_{k,1} + \dots + X_{k,n}}{n}.$$

By standard properties of the Poisson distribution, we have that, given $\Lambda_{k-1} = \lambda$,

$$\Lambda_k = \hat{\lambda}_{ML}(X_{k,1}, \dots, X_{k,n}) \sim \frac{1}{n} \text{Poisson}(n\lambda).$$

Therefore, the Poisson recursive training process is described by the iteration $n\Lambda_k \sim \text{Poisson}(n\Lambda_{k-1})$. Letting $\tilde{\Lambda}_k = n\Lambda_k$, we have the iteration

$$\tilde{\Lambda}_k \sim \text{Poisson}(\tilde{\Lambda}_{k-1}).$$

Since $\mathbb{E}[\tilde{\Lambda}_{k+1} | \tilde{\Lambda}_k] = \tilde{\Lambda}_k$, $\tilde{\Lambda}_k$ is non-negative and $\mathbb{E}[\tilde{\Lambda}_k] = n\lambda_0$ is bounded, we have that $\{\tilde{\Lambda}_k\}$ is a non-negative, bounded martingale. So, a sample path of $\tilde{\Lambda}_k$ converges to some finite value. Also, $\{\tilde{\Lambda}_k\}$, for $k = 1, 2, \dots$, is a Markov chain with one absorbing state 0. The following theorem explicitly determines the probability of absorption to 0 at time k .

Theorem 2. *For the Poisson recursive training process defined above,*

$$\Pr(\Lambda_k \neq 0) = 1 - e^{-n\lambda_0 g_k} \in [1 - e^{-\frac{n\lambda_0}{k}}, 1 - e^{-\frac{3n\lambda_0}{k}}],$$

where g_k is defined in equation 2. This implies that the parameter λ in the $\text{Poisson}(\lambda)$ model collapses to 0 almost surely under recursive training.

For the Poisson recursive training process, we have that the event $(\Lambda_m = 0)$ is identical to the event $\cap_{k \geq m} (\Lambda_k = 0)$. So, the above theorem implies that $\Lambda_k \rightarrow 0$ almost surely. We notice that $\Pr(\Lambda_k \neq 0) < \delta$ for $k > 3n\lambda_0 / \log \frac{1}{1-\delta}$. By increasing n , model collapse can be delayed linearly in Poisson recursive training. In Figure 4, we empirically demonstrate that the empirical estimate of $\Pr(\Lambda_k \neq 0)$ matches the result in Theorem 2.

3.3 Gaussian model

In this model, the sampling distribution is $N(\mu, \sigma^2)$ with two real parameters - mean μ and variance $\sigma^2 \geq 0$. The Gaussian recursive training process is denoted $\{(M_k, \Sigma_k)\}$ with M_k distributed on \mathbb{R} , Σ_k on $[0, \infty)$ and initialized as $M_0 = \mu_0$, $\Sigma_0 = \sigma_0$ (sample mean and standard deviation of initial samples). Given $M_{k-1} = \mu$,

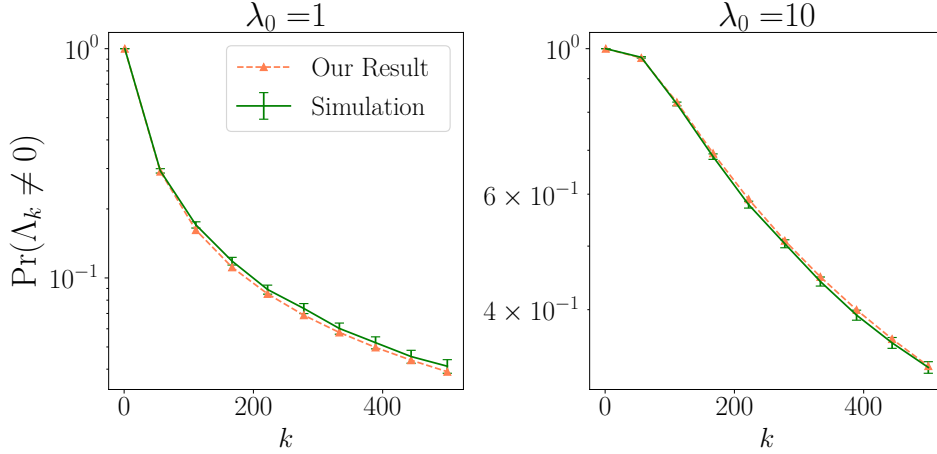


Figure 4: Comparison of theoretical estimate and empirical observations for $\Pr(\Lambda_k \neq 0)$ at a particular generation in a Poisson recursive training process with $n = 10$ samples at each generation. Results are shown for varying initial arrival rate λ_0 .

$\Sigma_{k-1} = \sigma$, the n samples in the k -th round $X_{k,1}, \dots, X_{k,n}$ are iid $N(\mu, \sigma^2)$, and the ML estimate of μ and the bias-adjusted ML estimate of σ^2 from the n samples are given by

$$\begin{aligned}\hat{\mu}_{ML}(X_{k,1}, \dots, X_{k,n}) &= \frac{X_{k,1} + \dots + X_{k,n}}{n}, \\ \hat{\sigma}_{MLu}^2(X_{k,1}, \dots, X_{k,n}) &= \frac{\sum_{i=1}^n (X_{k,i} - \hat{\mu}_{ML})^2}{n-1}.\end{aligned}$$

By standard properties of Gaussian sample statistics, we have that, given $M_{k-1} = \mu, \Sigma_{k-1} = \sigma$,

$$M_k = \hat{\mu}_{ML}(X_{k,1}, \dots, X_{k,n}) \sim N\left(\mu, \frac{\sigma^2}{n}\right),$$

is independent of

$$\Sigma_k^2 = \hat{\sigma}_{MLu}^2(X_{k,1}, \dots, X_{k,n}) \sim \sigma^2 \frac{\chi_{n-1}^2}{n-1},$$

where χ_{n-1}^2 is the chi-squared distribution with $n-1$ degrees of freedom. So, the Gaussian recursive training process can be described by the recursion

$$M_{k+1} \sim N\left(M_k, \frac{\Sigma_k^2}{n}\right), \quad \Sigma_{k+1}^2 \sim \Sigma_k^2 \frac{\chi_{n-1}^2}{n-1}.$$

We see that $\mathbb{E}[\Sigma_{k+1}^2 | \Sigma_k^2] = \Sigma_k^2$ (note that mean of χ_{n-1}^2 is $n-1$) and Σ_k^2 is a martingale. Since $\mathbb{E}[\Sigma_k^2] = \sigma^2$ and Σ_k^2 is non-negative, a sample path of $\{\Sigma_k^2\}$ converges to some finite value by martingale convergence theorems. The following theorem asserts that the sample paths of Σ_k^2 converge to 0 implying that the variance parameter in the Gaussian recursive training process collapses to 0.

Theorem 3. *For the Gaussian recursive training process defined above with $n \geq 3$,*

$$\Pr(\Sigma_k > \epsilon) \leq \frac{\sigma_0}{\epsilon} \exp\left\{-\frac{k}{4n-1}\right\}.$$

Hence, the parameter σ in the $N(\mu, \sigma^2)$ model collapses to 0 almost surely under recursive training.

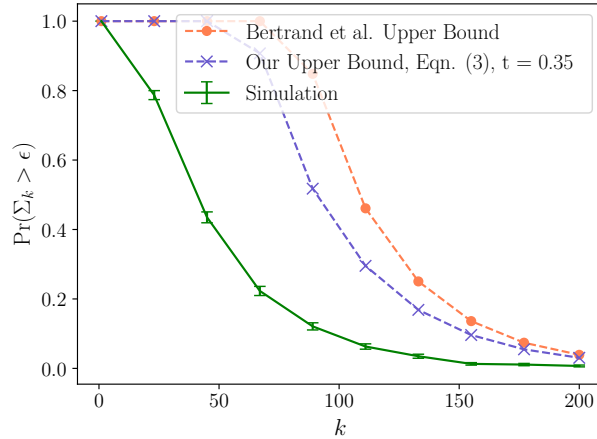


Figure 5: Comparison of theoretical upper bounds with empirical observations of $\Pr(\Sigma_k > \epsilon)$ in Gaussian recursive training process ($\epsilon = 10^{-1}$, $n = 10$).

A proof using manipulations of the moments of chi squared distributions can be found in Appendix C. In the proof, we show that

$$\Pr(\Sigma_k \geq \epsilon) \leq \min_{t \in [0,1]} \left(\frac{\sigma_0^2}{\epsilon^2} \right)^t \left(\frac{\Gamma(t + (n-1)/2)}{((n-1)/2)^t \Gamma((n-1)/2)} \right)^k, \quad (3)$$

which is upper bounded for $t = 1/2$ by the bound in Theorem 3. The proof and the explicit and simple expression for the bound are significantly different when compared to the bound in Bertrand et al. [2024], which needed to be evaluated through simulations. Our bound is illustrated in Figure 5 and compared to the bound in Bertrand et al. [2024] evaluated by simulations. We see that our upper bound is noticeably better for a wide range of k . We remark that the same result as Theorem 3 holds even when the ML estimate for σ^2 , $\hat{\sigma}_{ML}^2 = \frac{n-1}{n} \hat{\sigma}_{MLu}^2 < \hat{\sigma}_{MLu}^2$, is used instead of $\hat{\sigma}_{MLu}^2$.

Using the bound of Theorem 3 and the union bound,

$$\Pr\left(\bigcup_{k \geq m} \Sigma_k > \epsilon\right) \leq \sum_{k=m}^{\infty} \frac{\sigma_0}{\epsilon} \exp\left\{-\frac{k}{4n-1}\right\} = \frac{\sigma_0/\epsilon}{1 - \exp\left(-\frac{1}{4n-1}\right)} \exp\left(-\frac{m}{4n-1}\right).$$

This shows that $\Sigma_k \rightarrow 0$ almost surely.

Though $\{M_k\}$ is a martingale, it is not apparent that $\mathbb{E}[|M_k|]$ is bounded and we cannot immediately use martingale convergence to argue that sample paths of M_k will converge to a constant. However, since $\Sigma_k^2 \rightarrow 0$ almost surely and $M_{k+1} - M_k \sim N(0, \Sigma_k^2/n)$, we see that every sample path of $\{M_k\}$ converges to some finite value. Further, $\Pr(\Sigma_k > \epsilon) < \delta$ for

$$k > (4n-1) \log \frac{\sigma_0}{\epsilon \delta}.$$

The lower bound above scales linearly with n and as $\log(1/\epsilon)$ in ϵ .

4 Applications

We will now present results for recursive training in models that are closer to applications. The standard models considered earlier will be of use here.

4.1 Discrete distributions

The sampling distribution is a discrete distribution P_θ on the alphabet $\{1, \dots, m\}$ and the parameter vector $\theta = (\theta_1, \dots, \theta_m)$ is the probability mass function. The recursive training process is denoted $\{\Theta_k\}$ with Θ_k

distributed on the probability simplex in \mathbb{R}^m and initialized at $\Theta_0 = \theta_0 = (\theta_{0,1}, \dots, \theta_{0,m})$ based on S_0 . Given $\Theta_k = \theta$, the n samples in the k -th round $X_{k,1}, \dots, X_{k,n}$ are iid θ , and the ML estimate of θ_i is

$$\hat{\theta}_{i,ML}(X_{k,1}, \dots, X_{k,n}) = \frac{\sum_{j=1}^n I(X_{k,j} = i)}{n},$$

where $I(A)$ is the indicator for event A . As seen earlier, given $\Theta_{k-1,i} = \theta_i$,

$$\Theta_{k,i} = \hat{\theta}_{i,ML}(X_{k,1}, \dots, X_{k,n}) \sim \frac{1}{n} \text{Binomial}(n, \theta_i).$$

So, in this case, we get the Bernoulli recursive training process iteration

$$n\Theta_{k+1,i} \sim \text{Binomial}(n, \Theta_{k,i}).$$

Hence for each symbol i , the probability that the symbol does not appear after k iterations is given by Theorem 1. We can use this to bound the number of symbols that appears after k iterations.

Corollary 1. *Let $uniq_k = \sum_{i=1}^m I(\hat{\Theta}_{k,i} \neq 0)$ denote that number of distinct symbols after k steps in the discrete distribution recursive training process. Then*

$$\sum_{i=1}^m (1 - \exp(-np_{0,i}g_k)) \max(1 - 3np_{0,i}^2 - 3kp_{0,i}, 0) \geq \mathbb{E}[uniq_k] \geq \sum_{i=1}^m (1 - \exp(-np_{0,i}g_k)),$$

where g_k is defined in equation 2.

In Figure 6, we plot the estimate for number of distinct tokens at each generation for recursive n-gram language model sampling using Wikitext-2 corpus [Merity et al., 2016]. We select $n = 1M$. Even though our theoretical approach is only valid for the unigram model, we note that our bounds hold tight even for higher order n -gram models. We also note that Seddik et al. [2024] only provides guarantees for total model collapse, which in this scenario requires $O(n) = O(1M)$ iterations, whereas our results provide fine-grained guarantees on the number of distinct symbols. If Figure 7, we also plot the tightness of our upper and lower bounds for Zipfian distributions.

The above analysis assumes multinomial sampling where the number of samples is fixed at each iteration. Another way to sample from a discrete distribution is Poisson sampling, where at each round the number of samples is a Poisson random variable with mean n . We provide guarantees for Poisson sampling in Appendix B.3.

4.2 Gaussian mixture model (GMM)

In the Gaussian mixture model (GMM) that we consider, the sampling distribution is $\frac{1}{2}N(-\mu, \sigma^2) + \frac{1}{2}N(\mu, \sigma^2)$ with two non-negative real parameters - mean $\mu \geq 0$ and variance $\sigma^2 \geq 0$. The GMM recursive training process $\{(M_k, \Sigma_k)\}$ with M_k and Σ_k distributed on $[0, \infty)$ is initialized as $M_0 = \mu_0, \Sigma_0 = \sigma_0$ based on S_0 . Given $M_k = \mu, \Sigma_k = \sigma$, the n samples in the k -th round $X_{k,1}, \dots, X_{k,n}$ are iid $\frac{1}{2}N(-\mu, \sigma^2) + \frac{1}{2}N(\mu, \sigma^2)$.

To estimate μ and σ , we introduce a new parameter α that can be viewed as noise to signal ratio. Lemma 5 provides the following implicit equations whose solution gives the joint ML estimates with n samples.

$$\begin{aligned} \hat{\mu} &= \frac{1}{n} \sum_{i=1}^n X_{k,i} \tanh \frac{X_{k,i}}{\alpha}, \quad \hat{\sigma}^2 = \alpha \hat{\mu}, \\ \hat{\mu}^2 + \hat{\sigma}^2 &= \frac{1}{n} \sum_{i=1}^n X_{k,i}^2. \end{aligned} \tag{4}$$

As defined in Lemma 6, let the joint ML estimates obtained by solving the above equations be denoted $\hat{\mu}_{ML}$ and $\hat{\sigma}_{ML}$. Given $M_{k-1} = \mu, \Sigma_{k-1} = \sigma$, we have that $M_k = \hat{\mu}_{ML}(X_{k,1}, \dots, X_{k,n}), \Sigma_k = \hat{\sigma}_{ML}(X_{k,1}, \dots, X_{k,n})$ satisfy the conditions in equation 4. So, given $M_k = \mu, \Sigma_k = \sigma$, we see that

$$M_k^2 + \Sigma_k^2 = \frac{1}{n} \sum_{i=1}^n X_{k,i}^2.$$

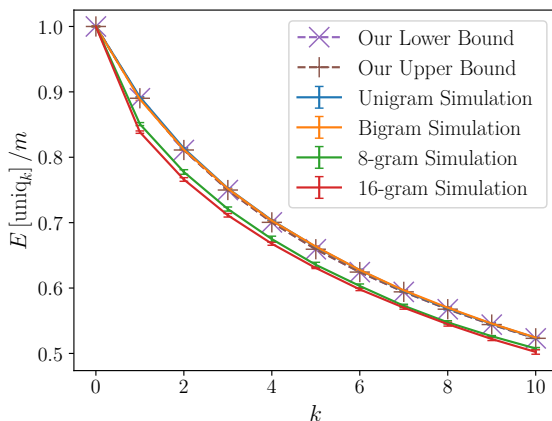


Figure 6: Fraction of survived alphabet $\mathbb{E}[\text{uniq}_k]/m$, over generations with recursive training in various n -gram language models. $n = 1M$ tokens are generated at every generation. Error bars represent 1 standard deviation across 5 trajectories.

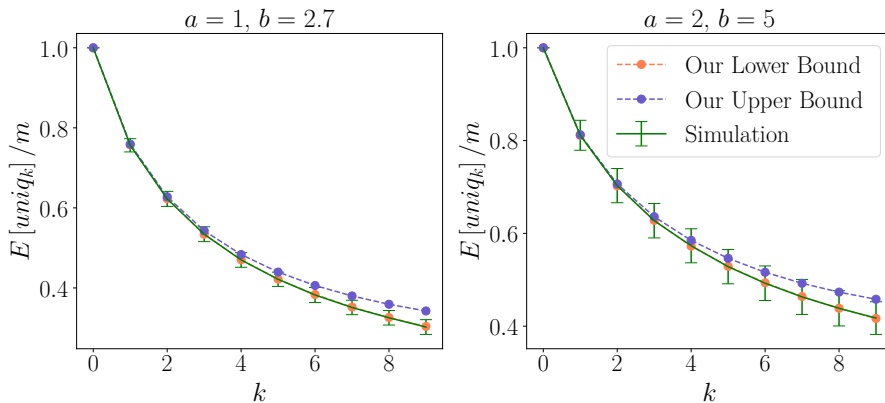


Figure 7: Fraction of survived alphabet $\mathbb{E}[\text{uniq}_k]/m$, over generations with recursive training following a Zipfian distribution (using various parameters a and b) initially, for an alphabet size of $m = 1000$. At each generation, $n = 1000$ samples are generated. Error bars represent 1 standard deviation across 50 trajectories.

Since $\mathbb{E}[X_{k,i}^2 | M_k = \mu, \Sigma_k = \sigma] = \mu^2 + \sigma^2$, it is clear that $\mathbb{E}[M_{k+1}^2 + \Sigma_{k+1}^2 | M_k, \Sigma_k] = M_k^2 + \Sigma_k^2$, which implies that $\{M_k^2 + \Sigma_k^2\}$ is a martingale under the filtration generated by $\{M_k, \Sigma_k\}$. Since $M_k^2 + \Sigma_k^2$ is non-negative and bounded in expectation, we have that $M_k^2 + \Sigma_k^2$ converges almost surely to a finite random variable meaning that every sample path of $\{M_k^2 + \Sigma_k^2\}$ converges to a finite value. We see that $\Sigma_k \rightarrow 0$ and $M_k \rightarrow$ (some constant) are possible points of convergence for the sample paths, which suggests model collapse in GMM recursive training.

To study model collapse, we need to upper bound the variance estimate $\hat{\sigma}_{ML}^2$. Given the unwieldy tanh function in the equations, the best upper bound we have is $\hat{\sigma}_{ML}^2 \leq \hat{\sigma}_\infty^2$, which is described in Lemma 6. To proceed further, we consider a well-motivated approximation of the joint ML estimator where

$$\hat{\mu} \approx \hat{\mu}_a \triangleq \frac{a\hat{\mu}_0^2}{\sqrt{a^2\hat{\mu}_0^2 + \left(\frac{a\hat{\mu}_0^2}{\hat{\sigma}_\infty^2} + 1\right)^2 \alpha^2 - \alpha}}$$

where $a \geq 2$ is a parameter, $\hat{\mu}_0 = \frac{1}{n} \sum_{i=1}^n |X_i|$ and $\hat{\sigma}_\infty^2 = \frac{1}{n} \sum_{i=1}^n X_i^2$. More details on the approximation are

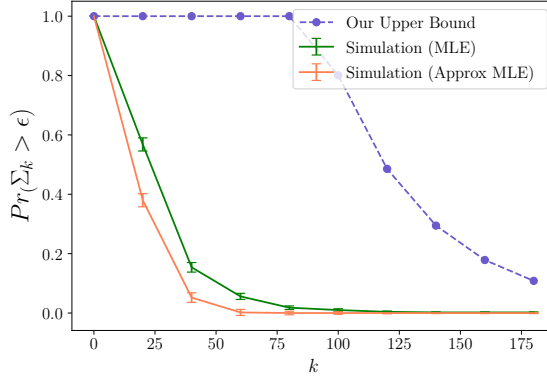


Figure 8: Comparison of theoretical upper bound with empirical observations of $\Pr(\Sigma_k > \epsilon)$ in GMM recursive training process ($\mu_0 = 1, \sigma_0 = 1, \epsilon = 10^{-1}, n = 10$) with Joint ML and Approximate Joint ML estimators.

in Appendix D.2. The error in approximation is observed to be very minimal in simulations (Appendix D.3). The approximate joint ML estimates with parameter a , denoted $\hat{\mu}_{a,ML}$ and $\hat{\sigma}_{a,ML}$, can be explicitly solved and characterised as shown in Lemma 7. Letting $S_k^2 = \frac{1}{n} \sum_{i=1}^n X_{k,i}^2 - \left(\frac{1}{n} \sum_{i=1}^n |X_{k,i}|\right)^2$ be the variance of the absolute values of the GMM samples in the k -th iteration, Lemma 7 shows that the variance estimate of the approximate joint ML estimator $\hat{\sigma}_{a,ML}^2(X_{k,1}, \dots, X_{k,n})$ satisfies

$$S_k^2 \leq \hat{\sigma}_{a,ML}^2(X_{k,1}, \dots, X_{k,n}) \leq (1 + \kappa) S_k^2, \quad (5)$$

for suitable values of a and $\kappa \in (0, 1)$.

Interestingly, both the joint ML estimator and its approximate version are algebraically identical if $X_{k,i}$ is replaced by $|X_{k,i}|$. For $X_{k,i} \sim \frac{1}{2}N(-\mu, \sigma^2) + \frac{1}{2}N(\mu, \sigma^2)$, we have that $|X_{k,i}| \sim |N(\mu, \sigma^2)|$. So, for the purpose of variance analysis, we can assume that $X_{k,1}, \dots, X_{k,n} \sim \text{iid } N(\mu, \sigma^2)$. Since $\frac{1}{n} \sum_{i=1}^n |X_{k,i}| \geq \bar{X}_k \triangleq \frac{1}{n} \sum_{i=1}^n X_{k,i}$, we have

$$S_k^2 \leq \frac{\sum_{i=1}^n X_{k,i}^2 - \bar{X}_k^2}{n} \sim \sigma^2 \frac{\chi_{n-1}^2}{n-1}.$$

Using the above in equation 5, we have that

$$\Sigma_{k+1}^2 = \hat{\sigma}_{a,ML}^2(X_{k,1}, \dots, X_{k,n}) \leq (1 + \kappa) \Sigma_k^2 \frac{\chi_{n-1}^2}{n-1}.$$

Using the above bound on the variance of the approximate ML estimator, we prove the following theorem.

Theorem 4. *For the GMM recursive training process defined above with the approximate joint ML estimator given in Algorithm 1 of Appendix D.4 and $n \geq 3$,*

$$\Pr(\Sigma_k > \epsilon) \leq \frac{\sigma_0}{\epsilon} \exp\left\{\frac{-k}{4n}\right\}.$$

This implies that the parameter σ in the GMM collapses to 0 almost surely under recursive training.

A proof can be found in Appendix D.4. We have $\Pr(\Sigma_k > \epsilon) < \delta$ if

$$k > 4n \log \frac{\sigma_0}{\epsilon \delta},$$

which grows linearly in n . In Figure 8, we show $\Pr(\Sigma_k > \epsilon)$ versus k for the joint ML estimator and the approximate ML estimator and the upper bound from the above Theorem. We report additional experimental results in Appendix E.

5 Discussion

In this paper, we studied the problem of recursive training, where at each round, models are trained based on samples generated by the model in the previous round. We theoretically characterized the time to collapse for a range of fundamental distributions and provide experimental evaluations. Bridging the gap between our upper bound and the exact time to collapse for the Gaussian distribution and analyzing the time to model collapse for the maximum likelihood estimator for the Gaussian mixtures would be interesting future directions. Another potential future direction is to extend our analysis to scenarios where, at each round, models are trained based on a combination of synthetic and human-generated data.

References

- Sina Alemohammad, Josue Casco-Rodriguez, Lorenzo Luzi, Ahmed Imtiaz Humayun, Hossein Babaei, Daniel LeJeune, Ali Siahkoochi, and Richard Baraniuk. Self-consuming generative models go mad. In *The Twelfth International Conference on Learning Representations*, 2024.
- Quentin Bertrand, Joey Bose, Alexandre Duplessis, Marco Jiralerspong, and Gauthier Gidel. On the stability of iterative retraining of generative models on their own data. In *The Twelfth International Conference on Learning Representations*, 2024.
- Barkat Ali Bhayo, Riku Klén, and József Sándor. New trigonometric and hyperbolic inequalities. *Miskolc Mathematical Notes*, 18(1):125–137, 2015.
- V.S. Borkar. *Stochastic Approximation: A Dynamical Systems Viewpoint: Second Edition*. Texts and Readings in Mathematics. Hindustan Book Agency, 2022. ISBN 9788195196111.
- Tom Brown, Benjamin Mann, Nick Ryder, Melanie Subbiah, Jared D Kaplan, Prafulla Dhariwal, Arvind Neelakantan, Pranav Shyam, Girish Sastry, Amanda Askell, et al. Language models are few-shot learners. *Advances in neural information processing systems*, 33:1877–1901, 2020.
- Aakanksha Chowdhery, Sharan Narang, Jacob Devlin, Maarten Bosma, Gaurav Mishra, Adam Roberts, Paul Barham, Hyung Won Chung, Charles Sutton, Sebastian Gehrmann, et al. Palm: Scaling language modeling with pathways. *Journal of Machine Learning Research*, 24(240):1–113, 2023.
- Persi Diaconis and David Freedman. Iterated random functions. *SIAM Review*, 41(1):45–76, 1999.
- Elvis Dohmatob, Yunzhen Feng, and Julia Kempe. Model collapse demystified: The case of regression. *arXiv preprint arXiv:2402.07712*, 2024a.
- Elvis Dohmatob, Yunzhen Feng, Pu Yang, Francois Charton, and Julia Kempe. A tale of tails: Model collapse as a change of scaling laws. In *Forty-first International Conference on Machine Learning*, 2024b.
- Matthias Gerstgrasser, Rylan Schaeffer, Apratim Dey, Rafael Rafailov, Henry Sleight, John Hughes, Tomasz Korbak, Rajashree Agrawal, Dhruv Pai, Andrey Gromov, et al. Is model collapse inevitable? breaking the curse of recursion by accumulating real and synthetic data. *arXiv preprint arXiv:2404.01413*, 2024.
- John Gurland. On wallis’ formula. *The American Mathematical Monthly*, 63(9):643–645, 1956.
- Ryuichiro Hataya, Han Bao, and Hiromi Arai. Will large-scale generative models corrupt future datasets? In *Proceedings of the IEEE/CVF International Conference on Computer Vision*, pages 20555–20565, 2023.
- Ayush Jain, Andrea Montanari, and Eren Sasoglu. Scaling laws for learning with real and surrogate data. *arXiv preprint arXiv:2402.04376*, 2024.
- Harold Kushner. Stochastic approximation: a survey. *WIREs Computational Statistics*, 2(1):87–96, 2010.
- Matteo Marchi, Stefano Soatto, Pratik Chaudhari, and Paulo Tabuada. Heat death of generative models in closed-loop learning. *arXiv preprint arXiv:2404.02325*, 2024.

- Gonzalo Martínez, Lauren Watson, Pedro Reviriego, José Alberto Hernández, Marc Juárez, and Rik Sarkar. Combining generative artificial intelligence (ai) and the internet: Heading towards evolution or degradation? *arXiv preprint arXiv:2303.01255*, 2023a.
- Gonzalo Martínez, Lauren Watson, Pedro Reviriego, José Alberto Hernández, Marc Juárez, and Rik Sarkar. Towards understanding the interplay of generative artificial intelligence and the internet. In *International Workshop on Epistemic Uncertainty in Artificial Intelligence*, pages 59–73. Springer, 2023b.
- Stephen Merity, Caiming Xiong, James Bradbury, and Richard Socher. Pointer sentinel mixture models, 2016.
- Feng Qi and Qiu-Ming Luo. Bounds for the ratio of two gamma functions: from wendel’s asymptotic relation to elezović-giordano-pečarić’s theorem. *Journal of Inequalities and Applications*, 2013(1):542, 2013.
- Mohamed El Amine Seddik, Swei-Wen Chen, Soufiane Hayou, Pierre Youssef, and Merouane Debbah. How bad is training on synthetic data? a statistical analysis of language model collapse. *arXiv preprint arXiv:2404.05090*, 2024.
- Ilya Shumailov, Zakhar Shumaylov, Yiren Zhao, Yarin Gal, Nicolas Papernot, and Ross Anderson. The curse of recursion: Training on generated data makes models forget. *arXiv preprint arXiv:2305.17493*, 2023.
- Ilya Shumailov, Zakhar Shumaylov, Yiren Zhao, Nicolas Papernot, Ross Anderson, and Yarin Gal. AI models collapse when trained on recursively generated data. *Nature*, 631(8022):755–759, 2024.
- Romal Thoppilan, Daniel De Freitas, Jamie Hall, Noam Shazeer, Apoorv Kulshreshtha, Heng-Tze Cheng, Alicia Jin, Taylor Bos, Leslie Baker, Yu Du, et al. Lamda: Language models for dialog applications. *arXiv preprint arXiv:2201.08239*, 2022.
- Hugo Touvron, Thibaut Lavril, Gautier Izacard, Xavier Martinet, Marie-Anne Lachaux, Timothée Lacroix, Baptiste Rozière, Naman Goyal, Eric Hambro, Faisal Azhar, et al. LLaMA: Open and efficient foundation language models. *arXiv preprint arXiv:2302.13971*, 2023.
- David Williams. *Probability with martingales*. Cambridge university press, 1991.
- Jinghui Zhang, Dandan Qiao, Mochen Yang, and Qiang Wei. Regurgitative training: The value of real data in training large language models. *arXiv preprint arXiv:2407.12835*, 2024.
- Örjan Stenflo. A survey of average contractive iterated function systems. *Journal of Difference Equations and Applications*, 18(8):1355–1380, 2012.

A Related work

The recursive training iteration in equation 1 can be termed a stochastic recursion, which is a broad topic with applications ranging from dynamical systems and optimization to reinforcement learning. One type of stochastic recursion, popularly known as stochastic approximation [Borkar, 2022, Kushner, 2010], is well-studied and considers iterations of the form $\theta_{k+1} = \theta_k + a_k(f(\theta_k) + \zeta_k)$, where ζ_k is random noise or measurement error. Another well-studied type of stochastic recursion is known as random function iteration or iterated function system [Diaconis and Freedman, 1999, Örjan Stenflo, 2012], which considers an iteration of the form $X_{k+1} = F_{\phi_k}(X_k)$, where ϕ_k is an iid sequence that randomly indexes a set of possible functions F_{ϕ_k} in each iteration.

Hataya et al. [2023], Martínez et al. [2023a,b] studied the problem of recursive training, where at each round, training data comprises of both human generated data and synthetic data. They showed that increasing the amount of synthetic data reduces the model quality over time in image generation tasks. Shumailov et al. [2023, 2024] investigated recursive training with only synthetic data in each round and empirically demonstrated model collapse on variational autoencoders, Gaussian mixtures, and language models. They further provided theoretical intuition for model collapse. Alemohammad et al. [2024] empirically analyzed recursive training with fully synthetic data and also with combinations of synthetic and human generated

data. [Bertrand et al. \[2024\]](#) theoretically analyzed the effect of training generative models on a combination of real and synthetic datasets and validated their results empirically. [Gerstgrasser et al. \[2024\]](#) demonstrated empirically that combining synthetic data with original data avoids model collapse across several deep generative models. [Zhang et al. \[2024\]](#) proposed several ways to reduce performance loss when training with combination of synthetic and human generated data for language models. [Dohmatob et al. \[2024a\]](#) theoretically analyzed model collapse for high-dimensional regression. [Jain et al. \[2024\]](#), [Dohmatob et al. \[2024b\]](#) examined how scaling laws change when synthetic data is taken into account. [Marchi et al. \[2024\]](#) studied how that temperature dependent sampling affects recursive training. [Seddik et al. \[2024\]](#) theoretically proved that model collapse cannot be avoided when solely on synthetic data.

B Analysis for Poisson and discrete distributions

We first prove auxiliary results that would be helpful in proving our main theorems.

Lemma 1. *For any positive integer n and $a \in [0, 1]$,*

$$e^{-an}(1 - na^2) \leq (1 - a)^n \leq e^{-an}.$$

Proof. When $a = 0$, $1 - a = e^{-a} = 1$ and the derivative of $1 - a$ is never larger than the derivative of e^{-a} for all $a \geq 0$. Hence for any positive integer n and $a \geq 0$, $(1 - a)^n \leq e^{-an}$. Similarly, it can be shown that $e^{an} \geq (1 + a)^n$. Hence $(1 - a)^n e^{an} \geq (1 - a)^n (1 + a)^n = (1 - a^2)^n \geq 1 - na^2$, thus completing the proof. \square

Lemma 2. *Let $g(x) = 1 - e^{-x}$ and $g^{\circ i}$ denotes g composed i times. Then, for $i \geq 1$,*

$$\frac{1}{i} \leq g^{\circ i}(\infty) \leq \frac{3}{i}.$$

Proof. It is easy to see that $g(\infty) = 1$. For $i \geq 2$, we show by induction.

$$\begin{aligned} g^{\circ i}(\infty) &= 1 - e^{-g^{\circ(i-1)}(\infty)} \\ &\leq 1 - e^{-3/(i-1)} \\ &\leq \frac{3}{(i-1)} - \frac{9}{3 \cdot (i-1)^2} \\ &= \frac{3}{(i-1)} - \frac{3}{(i-1)^2} \\ &= \frac{3}{(i-1)} - \frac{3}{i(i-1)} \\ &= \frac{3}{i}, \end{aligned}$$

where the last inequality uses the fact that $1 - e^{-x} \leq x - x^2/3$, for $x \leq 1$.

For the other direction, observe that $i = 1$ the result holds as $g(\infty) = 1$. For $i \geq 2$, we show by induction,

$$\begin{aligned} g^{\circ i}(\infty) &= 1 - e^{-g^{\circ(i-1)}(\infty)} \\ &\geq 1 - e^{-1/(i-1)} \\ &\geq \frac{1}{(i-1)} - \frac{1}{2 \cdot (i-1)^2} \\ &\geq \frac{1}{(i-1)} - \frac{1}{i(i-1)} \\ &= \frac{1}{i}, \end{aligned}$$

where the penultimate inequality uses the fact that $1 - e^{-x} \geq x - x^2/2$, for $x \leq 1$. \square

We now have all the tools to prove the main result for the main result for Poisson distributions.

Proof of Theorem 2. Recall that $\tilde{\Lambda}_k = n\Lambda_k$ and we have the recursion: $\tilde{\Lambda}_{k+1} \sim \text{Poisson}(\tilde{\Lambda}_k)$. Hence the convergence is possible only to 0 and, so $\tilde{\Lambda}_k \rightarrow 0$ almost surely as $k \rightarrow \infty$. To establish a rate bound, we compute and bound $\Pr(\tilde{\Lambda}_i = 0)$ for an arbitrary i as follows.

$$\begin{aligned} \Pr(\tilde{\Lambda}_i = 0) &= \sum_{k=0}^{\infty} \Pr(\tilde{\Lambda}_{i-1} = k) \Pr(\tilde{\Lambda}_i = 0 | \tilde{\Lambda}_{i-1} = k) \\ &= \sum_{k=0}^{\infty} \Pr(\tilde{\Lambda}_{i-1} = k) e^{-k} \end{aligned} \quad (6)$$

$$\begin{aligned} &= \sum_{k=0}^{\infty} \left(\sum_{l=0}^{\infty} \Pr(\tilde{\Lambda}_{i-2} = l) \Pr(\tilde{\Lambda}_{i-1} = k | \tilde{\Lambda}_{i-2} = l) \right) e^{-k} \\ &= \sum_{l=0}^{\infty} \Pr(\tilde{\Lambda}_{i-2} = l) e^{-l} \left(\sum_{k=0}^{\infty} \frac{(le^{-1})^k}{k!} \right) \\ &= \sum_{l=0}^{\infty} \Pr(\tilde{\Lambda}_{i-2} = l) \exp(-l(1 - e^{-1})). \end{aligned} \quad (7)$$

From the forms of equation 6 and equation 7, we assume the induction hypothesis that

$$\Pr(\tilde{\Lambda}_i = 0) = \sum_{k=0}^{\infty} \Pr(\tilde{\Lambda}_{i-j} = k) \exp(-kg_j), \quad (8)$$

where $f(x) = 1 - e^{-x}$ and $g^{\circ j}$ is f composed j times, for $j = 1, 2, \dots$. The base case of $k = 1, 2$ have been proved. So, we assume that equation 8 is true for an arbitrary j and proceed to prove for $j + 1$ as follows.

$$\begin{aligned} \Pr(\tilde{\Lambda}_i = 0) &= \sum_{k=0}^{\infty} \left(\sum_{l=0}^{\infty} \Pr(\tilde{\Lambda}_{i-j-1} = l) \Pr(\tilde{\Lambda}_{i-j} = k | \tilde{\Lambda}_{i-j-1} = l) \right) \exp(-kg_j) \\ &= \sum_{l=0}^{\infty} \Pr(\tilde{\Lambda}_{i-j-1} = l) e^{-l} \sum_{k=0}^{\infty} \exp(-kg_j) \frac{l^k}{k!} \\ &= \sum_{l=0}^{\infty} \Pr(\tilde{\Lambda}_{i-j-1} = l) e^{-l} \sum_{k=0}^{\infty} \frac{(l \exp(-g_j))^k}{k!} \\ &= \sum_{l=0}^{\infty} \Pr(\tilde{\Lambda}_{i-j-1} = l) e^{-l} \exp(l \exp(-g_j)) \\ &= \sum_{l=0}^{\infty} \Pr(\tilde{\Lambda}_{i-j-1} = l) \exp(-l(1 - \exp(-g_j))) \\ &= \sum_{l=0}^{\infty} \Pr(\tilde{\Lambda}_{i-j-1} = l) \exp(-lg_{j+1}). \end{aligned}$$

This completes the induction step of the proof.

Since $\tilde{\Lambda}_0 = n\lambda$, using $j = i$ in equation 8 results in

$$\Pr(\tilde{\Lambda}_i = 0) = \exp(-n\lambda g_i(\infty)). \quad (9)$$

Using Lemma 2 in equation 9,

$$\exp(-n\lambda/i) \geq \Pr(\tilde{\Lambda}_i = 0) \geq \exp(-3n\lambda/i).$$

This concludes the proof of convergence. \square

Before we prove the Bernoulli result, we prove few claims, which would be helpful in proving the result.

Lemma 3. For any $j \geq 1$ and $\lambda \geq 0$,

$$\sum_{i=0}^n \binom{n}{i} \left(\frac{\lambda}{n}\right)^i \left(1 - \frac{\lambda}{n}\right)^{n-i} \exp(-ig_j) \leq \exp(-\lambda g_{j+1}),$$

where g_j is defined in equation 2.

Proof. The proof follows by Lemma 1 and the definition of g ,

$$\begin{aligned} \sum_{i=0}^n \binom{n}{i} \left(\frac{\lambda}{n}\right)^i \left(1 - \frac{\lambda}{n}\right)^{n-i} \exp(-ig_j) &= \left(1 - \frac{\lambda}{n} \left(1 - \frac{1}{e^{g_j}}\right)\right)^n \\ &= \left(1 - \frac{\lambda g_{j+1}}{n}\right)^n \\ &\leq \exp(-\lambda g_{j+1}), \end{aligned}$$

where the last inequality uses the fact that $1 - x \leq e^{-x}$ for all x . □

Lemma 4. For any $j \geq 1$, $c_1 \geq 1$, $c_2 \geq 0$, and $n \geq \lambda \geq 0$,

$$\begin{aligned} \sum_{i=0}^n \binom{n}{i} \left(\frac{\lambda}{n}\right)^i \left(1 - \frac{\lambda}{n}\right)^{n-i} \exp(-ig_j) \left(1 - \frac{c_1 i^2 + c_2 i}{n} \left(\sum_{m=1}^j g_m^2\right)\right) \\ \geq \exp(-\lambda g_{j+1}) \left(1 - \frac{c_1 \lambda^2 + (c_1 + c_2) \lambda}{n} \left(\sum_{m=1}^{j+1} g_m^2\right)\right), \end{aligned}$$

where g_j is defined in equation 2.

Proof.

$$\begin{aligned} &\sum_{i=0}^n \binom{n}{i} \left(\frac{\lambda}{n}\right)^i \left(1 - \frac{\lambda}{n}\right)^{n-i} \exp(-ig_j) \left(1 - \frac{c_1 i^2 + c_2 i}{n} \left(\sum_{m=1}^j g_m^2\right)\right) \\ &= \left(1 - \frac{\lambda}{n} \left(1 - \frac{1}{e^{g_j}}\right)\right)^n \mathbb{E}_{i \sim \frac{\lambda}{en(1-\lambda(1-1/e^{g_j})/n)}} \left[\left(1 - \frac{c_1 i^2 + c_2 i}{n} \left(\sum_{m=1}^j g_m^2\right)\right) \right] \\ &\stackrel{(a)}{\geq} \left(1 - \frac{\lambda}{n} \left(1 - \frac{1}{e^{g_j}}\right)\right)^n \left(1 - \frac{c_1 \lambda^2 + (c_1 + c_2) \lambda}{n} \left(\sum_{m=1}^j g_m^2\right)\right) \\ &= \left(1 - \frac{\lambda g_{j+1}}{n}\right)^n \left(1 - \frac{c_1 \lambda^2 + (c_1 + c_2) \lambda}{n} \left(\sum_{m=1}^j g_m^2\right)\right) \\ &\stackrel{(b)}{\geq} \exp(-\lambda g_{j+1}) \left(1 - \frac{c_1 \lambda^2 + (c_1 + c_2) \lambda}{n} \left(\sum_{m=1}^j g_m^2\right)\right) \left(1 - \frac{\lambda^2}{n} g_{j+1}^2\right) \\ &\stackrel{(c)}{\geq} \exp(-\lambda g_{j+1}) \left(1 - \frac{c_1 \lambda^2 + (c_1 + c_2) \lambda}{n} \left(\sum_{m=1}^{j+1} g_m^2\right)\right). \end{aligned}$$

(a) uses the fact that $\mathbb{E}_{Y \sim \text{Bin}(n,p)}[Y^2] = n^2 p^2 + np(1-p) \leq n^2 p^2 + np$ and the fact that $\frac{\lambda}{en(1-\lambda(1-1/e^{g_j})/n)} \leq \lambda/n$ for all $\lambda \geq 0$. Lemma 1 implies (b). $(1-c)(1-d) \geq 1-c-d$ for all $c \geq 0$ and $d \geq 0$ and hence (c). □

We now have all the tools to prove our result for Bernoulli distributions.

Proof of Theorem 1. Let $\tilde{P}_k = nP_k$. We compute $\Pr(\tilde{P}_k = 0)$ for arbitrary k as follows:

$$\begin{aligned} \Pr(\tilde{P}_k = 0) &= \sum_{i=0}^n \Pr(\tilde{P}_{k-1} = i) \Pr(\tilde{P}_k = 0 | \tilde{P}_{k-1} = i) \\ &= \sum_{i=0}^n \Pr(\tilde{P}_{k-1} = i) \left(1 - \frac{i}{n}\right)^n \end{aligned} \quad (10)$$

$$\begin{aligned} &= \sum_{i=0}^n \left(\sum_{j=0}^n \Pr(\tilde{P}_{k-2} = j) \Pr(\tilde{P}_{k-1} = i | \tilde{P}_{j-2} = j) \right) \left(1 - \frac{i}{n}\right)^n \\ &= \sum_{i=0}^n \left(\sum_{j=0}^n \Pr(\tilde{P}_{k-2} = j) \binom{n}{i} \left(\frac{j}{n}\right)^i \left(1 - \frac{j}{n}\right)^{n-i} \right) \left(1 - \frac{i}{n}\right)^n \\ &= \sum_{j=0}^n \sum_{i=0}^n \Pr(\tilde{P}_{k-2} = j) \binom{n}{i} \left(\frac{j}{n}\right)^i \left(1 - \frac{j}{n}\right)^{n-i} \left(1 - \frac{i}{n}\right)^n \end{aligned} \quad (11)$$

By equation 10 and Lemma 1,

$$\sum_{i=0}^n \Pr(\tilde{P}_{k-1} = i) e^{-i} \left(1 - \frac{i^2}{n}\right) \leq \Pr(\tilde{P}_k = 0) \leq \sum_{i=0}^n \Pr(\tilde{P}_{k-1} = i) e^{-i}.$$

Similarly by equation 11 and Lemma 1,

$$\begin{aligned} \Pr(\tilde{P}_k = 0) &= \sum_{j=0}^n \sum_{i=0}^n \Pr(\tilde{P}_{k-2} = j) \binom{n}{i} \left(\frac{j}{n}\right)^i \left(1 - \frac{j}{n}\right)^{n-i} \left(1 - \frac{i}{n}\right)^n \\ &\leq \sum_{j=0}^n \sum_{i=0}^n \Pr(\tilde{P}_{k-2} = j) \binom{n}{i} \left(\frac{j}{n}\right)^i \left(1 - \frac{j}{n}\right)^{n-i} e^{-i} \\ &= \sum_{j=0}^n \Pr(\tilde{P}_{k-2} = j) \left(1 - \frac{j}{n} \left(1 - \frac{1}{e}\right)\right)^n \\ &\leq \sum_{j=0}^n \Pr(\tilde{P}_{k-2} = j) e^{-j(1-1/e)} \end{aligned} \quad (12)$$

We provide another lower bound:

$$\begin{aligned} \Pr(\tilde{P}_k = 0) &= \sum_{j=0}^n \sum_{i=0}^n \Pr(\tilde{P}_{k-2} = j) \binom{n}{i} \left(\frac{j}{n}\right)^i \left(1 - \frac{j}{n}\right)^{n-i} \left(1 - \frac{i}{n}\right)^n \\ &= \sum_{j=0}^n \Pr(\tilde{P}_{k-2} = j) \sum_{i=0}^n \binom{n}{i} \left(\frac{j}{n}\right)^i \left(1 - \frac{j}{n}\right)^{n-i} \left(1 - \frac{i}{n}\right)^n \\ &\stackrel{(a)}{\geq} \sum_{j=0}^n \Pr(\tilde{P}_{k-2} = j) \sum_{i=0}^n \binom{n}{i} \left(\frac{j}{n}\right)^i \left(1 - \frac{j}{n}\right)^{n-i} e^{-i} \left(1 - \frac{i^2}{n}\right) \\ &\stackrel{(b)}{\geq} \sum_{j=0}^n \Pr(\tilde{P}_{k-2} = j) e^{-j(1-1/e)} \left(1 - \frac{j^2 + j}{n} \left(1 + \left(1 - \frac{1}{e}\right)^2\right)\right), \end{aligned} \quad (13)$$

Here (a) follows from Lemma 1 and (b) follows from Lemma 4.

From the forms of equation 12 and equation 13, we assume the induction hypothesis that

$$\begin{aligned} & \sum_{i=0}^n \Pr(\tilde{P}_{k-j} = i) \exp(-ig_j) \left(1 - \frac{i^2 + ji}{n} \left(\sum_{m=1}^j g_m^2 \right) \right) \\ & \leq \Pr(\tilde{P}_k = 0) \leq \sum_{i=0}^n \Pr(\tilde{P}_{k-j} = i) \exp(-ig_j), \end{aligned} \quad (14)$$

The base case of $j = 1, 2$ have been proved. So, we assume that equation 14 is true for an arbitrary j and proceed to prove for $j + 1$ as follows. We first focus on the lower bound.

$$\begin{aligned} & \Pr(\tilde{P}_k = 0) \\ & \geq \sum_{i=0}^n \left(\sum_{l=0}^n \Pr(\tilde{P}_{k-j-1} = l) \Pr(\tilde{P}_{k-j} = i | \tilde{P}_{k-j-1} = l) \right) \exp(-ig_j) \left(1 - \frac{i^2 + ji}{n} \left(\sum_{m=1}^j g_m^2 \right) \right) \\ & = \sum_{i=0}^n \left(\sum_{l=0}^n \Pr(\tilde{P}_{k-j-1} = l) \binom{n}{i} \left(\frac{l}{n} \right)^i \left(1 - \frac{l}{n} \right)^{n-i} \right) \exp(-ig_j) \left(1 - \frac{i^2 + ji}{n} \left(\sum_{m=1}^j g_m^2 \right) \right) \\ & = \sum_{l=0}^n \Pr(\tilde{P}_{k-j-1} = l) \left(\sum_{i=0}^n \binom{n}{i} \left(\frac{l}{n} \right)^i \left(1 - \frac{l}{n} \right)^{n-i} \exp(-ig_j) \left(1 - \frac{i^2 + ji}{n} \left(\sum_{m=1}^j g_m^2 \right) \right) \right) \\ & \stackrel{(a)}{\geq} \sum_{l=0}^n \Pr(\tilde{P}_{k-j-1} = l) \exp(-lg_{j+1}) \left(1 - \frac{l^2 + (j+1)l}{n} \left(\sum_{m=1}^{j+1} g_m^2 \right) \right), \end{aligned}$$

where (a) follows from Lemma 4. We now prove the bound in the other direction, which follows from Lemma 3.

$$\begin{aligned} \Pr(\tilde{P}_k = 0) & \leq \sum_{i=0}^n \left(\sum_{l=0}^n \Pr(\tilde{P}_{k-j-1} = l) \Pr(\tilde{P}_{k-j} = i | \tilde{P}_{k-j-1} = l) \right) \exp(-ig_j) \\ & = \sum_{i=0}^n \left(\sum_{l=0}^n \Pr(\tilde{P}_{k-j-1} = l) \binom{n}{i} \left(\frac{l}{n} \right)^i \left(1 - \frac{l}{n} \right)^{n-i} \right) \exp(-ig_j) \\ & = \sum_{l=0}^n \Pr(\tilde{P}_{k-j-1} = l) \left(\sum_{i=0}^n \binom{n}{i} \left(\frac{l}{n} \right)^i \left(1 - \frac{l}{n} \right)^{n-i} \exp(-ig_j) \right) \\ & \leq \sum_{l=0}^n \Pr(\tilde{P}_{k-j-1} = l) \exp(-lg_{j+1}). \end{aligned}$$

This completes the induction step of the proof. Using $\tilde{P}_0 = np_0$, and using $j = k$ in equation 14 results in

$$\exp(-np_0g_k) \left(1 - \frac{(np_0)^2 + np_0k}{n} \left(\sum_{m=1}^k g_m^2 \right) \right) \leq \Pr(\tilde{P}_k = 0) \leq \exp(-np_0g_k)$$

The proof follows by numerically showing that $\sum_{m=1}^k g_m^2 \leq 3$. □

B.1 Absorption probabilities for Bernoulli model

We will follow the standard method for calculation of absorption probabilities in Markov chains. The Markov chain $\{nP_k\}$, $k = 1, 2, \dots$, has states $\{0, 1, \dots, n\}$ with transition probabilities

$$\begin{aligned} \Pr(0 \rightarrow j) & = \begin{cases} 1 & j = 0 \\ 0 & j \neq 0 \end{cases}, & \Pr(n \rightarrow j) & = \begin{cases} 1 & j = n \\ 0 & j \neq n \end{cases}, \\ \Pr(i \rightarrow j) & = \binom{n}{j} (i/n)^j (1 - i/n)^{n-j}, \quad i \notin \{0, n\}. \end{aligned}$$

Let $a_i = \Pr(\text{absorption to } 0 | nP_1 = i)$ be the conditional probability of the chain eventually getting absorbed to 0 given that $nP_1 = i$. For each i , we have

$$\begin{aligned} a_i &= \sum_{j=0}^n \Pr(\text{absorption to } 0, nP_2 = j | nP_1 = i) \\ &= \sum_{j=0}^n \Pr(nP_2 = j | nP_1 = i) \Pr(\text{absorption to } 0 | nP_2 = j) \\ &= \sum_{j=0}^{n-1} \binom{n}{j} (i/n)^j (1 - i/n)^{n-j} a_j. \end{aligned}$$

Substituting $a_j = (n - j)/n$, we get

$$\begin{aligned} a_i &= \sum_{j=0}^{n-1} \binom{n}{j} \frac{n-j}{n} (i/n)^j (1 - i/n)^{n-j} \\ &= (1 - i/n) \sum_{j=0}^{n-1} \binom{n-1}{j} (i/n)^j (1 - i/n)^{n-1-j} \\ &= (n - i)/n \quad \text{for all } i. \end{aligned}$$

Now, $P_0 = p_0$ and $\Pr(nP_1 = i) = \binom{n}{i} p_0^i (1 - p_0)^{n-i}$. So,

$$\Pr(\text{absorption to } 0) = \sum_{i=0}^n a_i \binom{n}{i} p_0^i (1 - p_0)^{n-i} = 1 - p_0$$

by the same process as the previous summation for a_i . A very similar calculation shows that the probability of absorption to the State n is p_0 .

B.2 Additional experiments for Bernoulli models

In this section, we compare our results for Bernoulli models to that of [Seddik et al. \[2024\]](#). Recall that [Seddik et al. \[2024\]](#) showed that $\Pr(P_k \notin \{0, 1\})$ lies in

$$4p_0(1 - p_0) \left(1 - \frac{1}{n}\right)^k \leq \Pr(P_k \notin \{0, 1\}) \leq 2np_0(1 - p_0) \left(1 - \frac{1}{n}\right)^k.$$

By [Theorem 1](#),

$$\begin{aligned} \max(1 - 3np_0^2 - 3kp_0, 0) \exp(-np_0g_k) &\leq \Pr(P_k = 0) \leq \exp(-np_0g_k), \\ \max(1 - 3n(1 - p_0)^2 - 3k(1 - p_0), 0) \exp(-n(1 - p_0)g_k) &\leq \Pr(P_k = 1) \leq \exp(-n(1 - p_0)g_k). \end{aligned}$$

Combining the above two equations, we get that

$$1 - (\exp(-n(p_0)g_k) + \exp(-n(1 - p_0)g_k)) \leq \Pr(P_k \notin \{0, 1\}),$$

and

$$1 - \left(\max(1 - 3np_0^2 - 3kp_0, 0) e^{-np_0g_k} + \max(1 - 3n(1 - p_0)^2 - 3k(1 - p_0), 0) e^{-n(1 - p_0)g_k} \right) \geq \Pr(P_k \notin \{0, 1\}).$$

We compare our results with empirical observations in [Figure 9](#) for different values of p_0, n . Observe that for most values of k , our lower bound is the tightest of all the bounds.

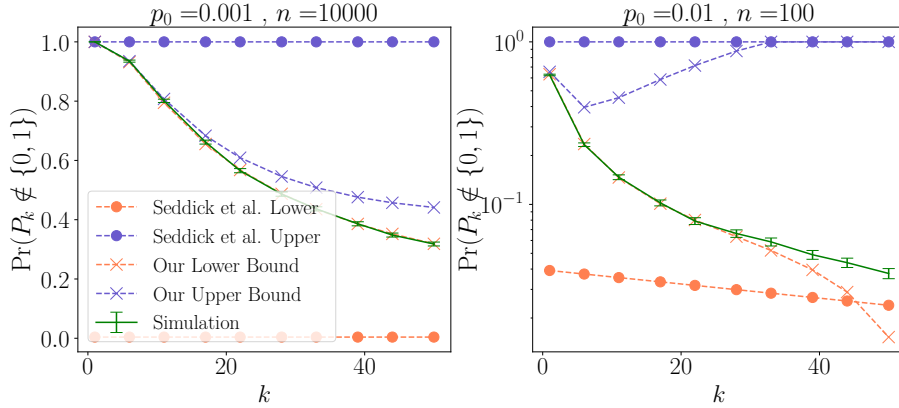


Figure 9: Comparison of theoretical bounds and empirical observations for $\Pr(P_k \notin \{0, 1\})$ at a particular generation in a Bernoulli recursive training process with n samples at each generation. Results are shown for varying initial success probabilities (p_0).

B.3 Discrete distribution under Poisson sampling

Consider a discrete distribution on the alphabet $\{1, 2, \dots, m\}$ with p_i being the probability of i . Under Poisson(n) sampling, the number of i 's generated is distributed as Poisson(np_i) independently for each i .

Based on the above, recursive Poisson sampling of a discrete distribution may be modelled as follows. The parameter vector is $n = (n_1, \dots, n_m)$, where $n_i \in \{0, 1, 2, \dots\}$, is a non-negative integer. The sampling distribution P_n is iid Poisson(n_i), $i = 1, \dots, m$. The recursive training process $\{N_k\}$ is initialized as $N_0 = (n_{0,1}, \dots, n_{0,m})$. Given $N_k = (n_1, \dots, n_m)$, the samples in the k -th round $X_{k,i}$ are iid Poisson(n_i), $i = 1, \dots, m$. The ML estimate of n_i is given as $\hat{n}_i = X_{k,i} \sim \text{Poisson}(n_i)$. So, we obtain the recursion

$$N_{k+1} \sim \text{Poisson}(N_k).$$

So, the above recursive Poisson sampling process of a discrete distribution is exactly the Poisson recursive training process considered in Section 3.2. So, the same model collapse results that were derived in Section 3.2 apply for the recursive Poisson sampling of a discrete distribution. Hence we can bound number of distinct symbols after k steps as follows.

Corollary 2. Let $uniq_k = \sum_{i=1}^m I(\hat{\Theta}_{k,i} \neq 0)$ denote that number of distinct elements after k steps in the distribution distribution estimation under Poisson sampling process. Then

$$\mathbb{E}[uniq_k] = \sum_{i=1}^m (1 - \exp(-n \cdot \theta_{0,i} \cdot g_k)),$$

where g_k is defined in equation 2.

C Gaussian recursive training: Proof of Theorem 3

We have $\Sigma_0^2 = \sigma^2$ and the recursion

$$\Sigma_k^2 = \Sigma_{k-1}^2 U_k = \sigma_0^2 U_1 U_2 \cdots U_k,$$

where $U_1, \dots, U_k \sim \text{iid } \chi_m^2/m$ (setting $m = n - 1$) and the common density of $U \sim \chi_m^2/m$ is given by

$$f_U(u) = \frac{(m/2)^{m/2}}{\Gamma(m/2)} u^{\frac{m}{2}-1} e^{-mu/2}, \quad u > 0,$$

where $\Gamma(z) \triangleq \int_0^\infty x^{z-1} e^{-x} dx$ is the standard Gamma function. A direct calculation shows that

$$\mathbb{E}[U^t] = \int_0^\infty \frac{(m/2)^{m/2}}{\Gamma(m/2)} u^{t+\frac{m}{2}-1} e^{-mu/2} du = \frac{\Gamma(t+m/2)}{(m/2)^t \Gamma(m/2)}.$$

By log-convexity property and other standard properties of Gamma functions, we have that, for $m/2 \geq 1$,

$$\mathbb{E}[U^t] : \begin{cases} = 1 & t = 0, 1, \\ < 1 & 0 < t < 1, \\ > 1 & t > 1. \end{cases}$$

The area of deriving bounds for ratios of Gamma functions is a rich one [Qi and Luo, 2013]. For $t = 1/2$, we use Gurland's bound [Gurland, 1956] $\Gamma((m+1)/2)/\Gamma(m/2) < m/\sqrt{2m+1}$ and simplify to get

$$E[U^{1/2}] \leq \left(1 + \frac{1}{2m}\right)^{-1/2} \stackrel{(a)}{\leq} \exp\left\{-\frac{1}{4m} \left(1 - \frac{1}{2m}\right)\right\} \stackrel{(b)}{\leq} \exp\left\{-\frac{1}{4m+3}\right\}, \quad (15)$$

where we use $(1+x)^{-1} \leq 1-x+x^2 \leq e^{-x+x^2}$ for the inequality (a) and $\frac{1}{4m} - \frac{1}{8m^2} > \frac{1}{4m+3}$, $m \geq 2$ for (b).

Since $\mathbb{E}[(\Sigma_k^2)^t] = (\sigma_0^2)^t (E[U^t])^k$, by Markov inequality, we get that

$$\Pr(\Sigma_k \geq \epsilon) = \Pr((\Sigma_k^2)^t \geq (\epsilon^2)^t) \leq \min_{t \in [0,1]} \left(\frac{\sigma_0^2}{\epsilon^2}\right)^t \left(\frac{\Gamma(t+m/2)}{(m/2)^t \Gamma(m/2)}\right)^k \leq \frac{\sigma_0}{\epsilon} \exp\left\{-\frac{k}{4m+3}\right\}, \quad (16)$$

where we set $t = 1/2$ and use the bound in equation 15 for the last inequality. This completes the proof of Theorem 3.

D Analysis of Gaussian mixture models

D.1 Joint ML estimation in a Gaussian mixture model (GMM)

Lemma 5. For $X_1, X_2, \dots, X_n \sim iid \frac{1}{2}N(-\mu, \sigma^2) + \frac{1}{2}N(\mu, \sigma^2)$, the joint maximum-likelihood estimates of $\mu \geq 0$ and $\sigma \geq 0$ from n samples x_1, \dots, x_n in a particular instance are given as the point of intersection of the following two curves in the $\hat{\mu} - \hat{\sigma}$ plane:

$$(\hat{\mu}_\alpha, \hat{\sigma}_\alpha) : \hat{\mu}_\alpha \triangleq \frac{1}{n} \sum_{i=1}^n x_i \tanh \frac{x_i}{\alpha}, \quad \hat{\sigma}_\alpha^2 \triangleq \alpha \hat{\mu}_\alpha \text{ for } \alpha \in (0, \infty), \quad (17)$$

$$\text{circle} : \hat{\mu}^2 + \hat{\sigma}^2 = \frac{1}{n} \sum_{i=1}^n x_i^2. \quad (18)$$

Proof. The likelihood function L is

$$\begin{aligned} L &= \prod_{i=1}^n \frac{1}{2\sqrt{2\pi}\sigma} \left(e^{-(x_i+\mu)^2/2\sigma^2} + e^{-(x_i-\mu)^2/2\sigma^2} \right) \\ &= \frac{1}{(2\sqrt{2\pi})^n} \frac{e^{-n\mu^2/2\sigma^2}}{\sigma^n} e^{-(\sum_{i=1}^n x_i^2)/2\sigma^2} \prod_{i=1}^n \left(e^{\mu x_i/\sigma^2} + e^{-\mu x_i/\sigma^2} \right). \end{aligned}$$

So, the log-likelihood function is

$$\log L = n \log \frac{1}{2\sqrt{2\pi}} - n \log \sigma - n \frac{\mu^2}{2\sigma^2} - \frac{1}{2\sigma^2} \sum_{i=1}^n x_i^2 + \sum_{i=1}^n \log \left(e^{\mu x_i/\sigma^2} + e^{-\mu x_i/\sigma^2} \right).$$

Differentiating partially with respect to μ and σ ,

$$\begin{aligned}\frac{\partial \log L}{\partial \mu} &= \frac{-n\mu}{\sigma^2} + \frac{1}{\sigma^2} \sum_{i=1}^n x_i \tanh \frac{\mu x_i}{\sigma^2}, \\ \frac{\partial \log L}{\partial \sigma} &= \frac{-n}{\sigma} + \frac{n\mu^2}{\sigma^3} + \frac{1}{\sigma^3} \sum_{i=1}^n x_i^2 - \frac{2\mu}{\sigma^3} \sum_{i=1}^n x_i \tanh \frac{\mu x_i}{\sigma^2}.\end{aligned}$$

Equating the above two to 0, simplifying and setting the parameter $\alpha = \sigma^2/\mu$ results in the implicit equations given above. \square

For the n GMM samples x_1, \dots, x_n , we define the following sample statistics using the functions $\hat{\mu}_\alpha$ and $\hat{\sigma}_\alpha$ defined in the above lemma.

- Absolute mean: $\hat{\mu}_0 = \frac{1}{n} \sum_{i=1}^n |x_i|$
- Second moment: $\hat{\sigma}_\infty^2 = \frac{1}{n} \sum_{i=1}^n x_i^2$
- Variance of absolute value of samples: $\sigma_s^2 = \frac{1}{n} \sum_{i=1}^n x_i^2 - (\sum_{i=1}^n |x_i|)^2 = \hat{\sigma}_\infty^2 - \hat{\mu}_0^2$

Figure 10 shows the plots of the two curves appearing in Lemma 5 for two typical cases. The blue solid line

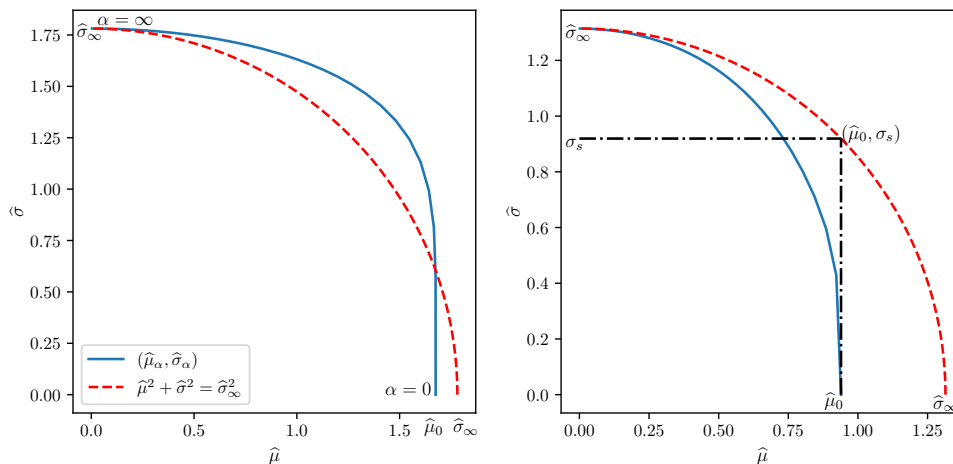


Figure 10: Illustrative plots of the two curves in Lemma 5 for two sets of samples with $n = 10$, $\mu = 1$, $\sigma = 1$.

is the curve $(\hat{\mu}_\alpha, \hat{\sigma}_\alpha)$ parameterized by $\alpha \in (0, \infty)$. The red dotted line is the circle $\hat{\mu}^2 + \hat{\sigma}^2 = \hat{\sigma}_\infty^2$. The corner points of the two curves are shown in the figure. The circle goes from $(\hat{\sigma}_\infty, 0)$ on the $\hat{\mu}$ axis to $(0, \hat{\sigma}_\infty)$ on the $\hat{\sigma}$ axis. The parameterized curve goes from $(\hat{\mu}_0, 0)$ for $\alpha = 0$ on the $\hat{\mu}$ axis to $(0, \hat{\sigma}_\infty)$ for $\alpha = \infty$ on the $\hat{\sigma}$ axis. The point $(\hat{\mu}_0, \sigma_s)$ is on the circle and is shown in the plot to the right.

In the plot to the left, the two curves intersect at a point where α is finite and also at $(0, \hat{\sigma}_\infty)$ for $\alpha = \infty$. In the plot to the right, the two curves intersect only at $(0, \hat{\sigma}_\infty)$ for $\alpha = \infty$. The two cases of intersections are differentiated by the gap between $\hat{\sigma}_\infty$ and $\hat{\mu}_0$. While $\hat{\sigma}_\infty > \hat{\mu}_0$ always, if the samples are such that $\hat{\sigma}_\infty$ is significantly above $\hat{\mu}_0$, the two curves appear to be intersecting only at $\alpha = \infty$.

Lemma 6. *The implicit equations for joint ML estimation in Lemma 5 reduce to the following equation:*

$$\hat{\mu}_\alpha = g(\alpha) \triangleq \sqrt{\hat{\sigma}_\infty^2 + \alpha^2/4} - \alpha/2. \quad (19)$$

If there is no finite solution, the joint ML estimate is $\hat{\mu}_{ML} = 0$, $\hat{\sigma}_{ML}^2 = \hat{\sigma}_\infty^2$ ($\alpha \rightarrow \infty$). If there is a finite solution α^ , the joint ML estimate is $\hat{\mu}_{ML} = \hat{\mu}_{\alpha^*}$, $\hat{\sigma}_{ML}^2 = \hat{\sigma}_{\alpha^*}^2$. In either case, we have $\alpha^* \geq \alpha_l \triangleq \sigma_s^2/\hat{\mu}_0$ and $\sigma_s^2 \leq \hat{\sigma}_{ML}^2 \leq \hat{\sigma}_\infty^2$.*

Proof. Using $\hat{\sigma}_\alpha^2 = \alpha \hat{\mu}_\alpha$ in $\hat{\mu}_\alpha^2 + \hat{\sigma}_\alpha^2 = \hat{\sigma}_\infty^2$, we get $\hat{\mu}_\alpha^2 + \alpha \hat{\mu}_\alpha = \hat{\sigma}_\infty^2$. Completing the square and simplifying, we obtain equation 19.

Both $\hat{\mu}_\alpha$ and $g(\alpha)$ are decreasing in α with $\hat{\mu}_0 \leq g(0) = \hat{\sigma}_\infty$. Also, as $\alpha \rightarrow \infty$, we have $\hat{\mu}_\alpha \rightarrow 0$ and $g(\alpha) \rightarrow 0$, which means that $\hat{\mu}_\alpha$ and $g(\alpha)$ meet as $\alpha \rightarrow \infty$ at $(\hat{\mu}_\alpha \rightarrow 0, \hat{\sigma}_\alpha \rightarrow \hat{\sigma}_\infty)$.

For $\alpha_l = \sigma_s^2 / \hat{\mu}_0 = (\hat{\sigma}_\infty^2 - \hat{\mu}_0^2) / \hat{\mu}_0$, we have $\hat{\sigma}_\infty^2 = \alpha_l \hat{\mu}_0 + \hat{\mu}_0^2$ and $g(\alpha_l) = \hat{\mu}_0$. Since we have $\mu_\alpha \leq \hat{\mu}_0 = g(\alpha_l)$, we see that intersection of $\hat{\mu}_\alpha$ and $g(\alpha)$ can happen only for $\alpha^* \geq \alpha_l$.

Since $\hat{\mu}_\alpha^2 + \hat{\sigma}_\alpha^2 = \hat{\sigma}_\infty^2$, clearly we have $\hat{\sigma}_{ML}^2 \leq \hat{\sigma}_\infty^2$. Since $\sigma_s^2 + \hat{\mu}_0^2 = \hat{\sigma}_\infty^2$ and $\hat{\mu}_\alpha \leq \hat{\mu}_0$, we have that $\sigma_s^2 + \hat{\mu}_\alpha^2 \leq \hat{\sigma}_\infty^2$ for all α . So, equation 18 can only be satisfied if $\hat{\sigma}_{ML}^2 \geq \sigma_s^2$. \square

The upper bound $\hat{\sigma}_{ML}^2 < \hat{\sigma}_\infty^2$ is loose when the two curves intersect at a finite α . Tightening this bound for the joint ML estimator is a subject of current work. However, by introducing an approximation to the function $\hat{\mu}_\alpha$, we are able to bound the variance estimate and proceed with the analysis of recursive training.

D.2 Approximate joint ML estimation in a GMM

The following upper bound for \tanh with $a = 2$ is from Bhayo et al. [2015].

$$\tanh x \leq u(x) = \frac{ax}{\sqrt{a^2x^2 + (a+1)^2} - 1}.$$

The upper bound $u(x)$ is fairly close to $\tanh x$ over the entire range $x > 0$, and $u(0) = 0$, $u(\infty) = 1$ and $\lim_{x \rightarrow 0} u(x)/x = 1$, which mirror the properties of $\tanh x$. In fact, it is possible to show a lower bound of a very similar form. We have that

$$l(x) = \frac{ax}{\sqrt{b^2x^2 + (a+1)^2} - 1} \leq \tanh x \leq u(x) = \frac{ax}{\sqrt{a^2x^2 + (a+1)^2} - 1}$$

for a suitable value of $b > a = 2$. Using a similar form, we propose the following approximation for $\hat{\mu}_\alpha$:

$$\hat{\mu}_\alpha = \frac{1}{n} \sum_{i=1}^n x_i \tanh \frac{x_i}{\alpha} \approx \hat{\mu}_{a,\alpha} \triangleq \frac{a\hat{\mu}_0^2}{\sqrt{a^2\hat{\mu}_0^2 + \left(\frac{a\hat{\mu}_0^2}{\hat{\sigma}_\infty^2} + 1\right)^2} \alpha^2 - \alpha},$$

where $a \geq 2$ is a parameter. The approximation is carefully structured to preserve $\hat{\mu}_{a,0} = \hat{\mu}_0$, $\hat{\mu}_{a,\infty} = \hat{\mu}_\infty$ and $\lim_{\alpha \rightarrow \infty} \alpha \hat{\mu}_{a,\alpha} = \hat{\sigma}_\infty^2$. Fig. 11 shows the error in the approximation for $n = 16$ samples generated 10 times with $\mu = 1$, $\sigma = 1$ and $\mu = 1$, $\sigma = 0.25$. The parameter a was chosen to be 50. We see that the

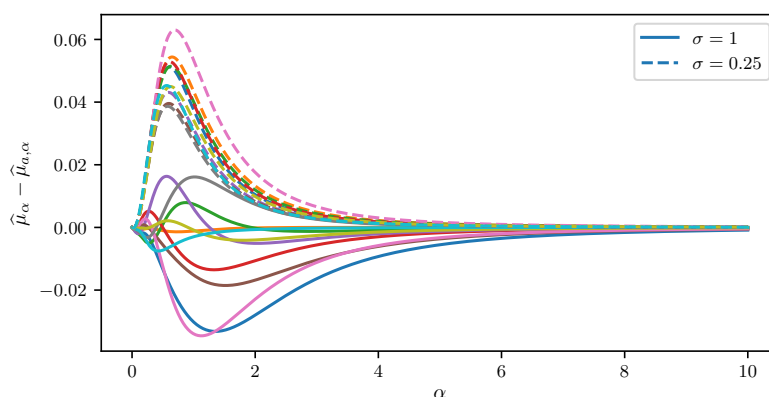


Figure 11: Error in approximation of $\hat{\mu}_\alpha$, $\mu = 1$, $n = 16$, $a = 50$, 10 trials.

maximum error is bounded within about 0.06 over the 10 trials.

In Lemma 5 and equation 19, $\hat{\mu}_\alpha$ is replaced with its approximate version $\hat{\mu}_{a,\alpha}$ to obtain an approximate joint ML estimator, which is the intersection of the following two curves:

$$(\hat{\mu}_{a,\alpha}, \hat{\sigma}_{a,\alpha}) : \hat{\mu}_{a,\alpha} = \frac{a\hat{\mu}_0^2}{\sqrt{a^2\hat{\mu}_0^2 + \left(\frac{a\hat{\mu}_0^2}{\hat{\sigma}_\infty^2} + 1\right)^2 \alpha^2 - \alpha}}, \quad \hat{\sigma}_{a,\alpha}^2 = \alpha\hat{\mu}_{a,\alpha} \text{ for } \alpha \in (0, \infty), \quad (20)$$

$$\text{circle} : \hat{\mu}^2 + \hat{\sigma}^2 = \hat{\sigma}_\infty^2. \quad (21)$$

Unlike the joint ML estimator, the intersection of the two curves in the above approximate version can be characterized explicitly. Let $c > 0$ and α_c be such that the point $(\hat{\mu}_{a,\alpha_c}, \sqrt{c\sigma_s})$ is on the curve given by equation 20 and, therefore, satisfying $\alpha_c\hat{\mu}_{a,\alpha_c} = c\sigma_s^2$. Using the expression for $\hat{\mu}_{a,\alpha_c}$ and simplifying algebraically, we obtain

$$\alpha_c^2(\hat{\sigma}_\infty^2 - c\sigma_s^2)(a\hat{\mu}_0^2(\hat{\sigma}_\infty^2 + c\sigma_s^2) + 2c\sigma_s^2\hat{\sigma}_\infty^2) = ac^2\sigma_s^4\hat{\sigma}_\infty^4. \quad (22)$$

We require $c\sigma_s^2 \leq \hat{\sigma}_\infty^2$ to obtain a possible intersection point. For the point $(\hat{\mu}_{a,\alpha_c}, \sqrt{c\sigma_s})$, which can be written as $(c\sigma_s^2/\alpha_c, \sqrt{c\sigma_s})$ to also lie on the circle $\hat{\mu}^2 + \hat{\sigma}^2 = \hat{\sigma}_\infty^2$, we require that

$$\frac{c^2\sigma_s^4}{\alpha_c^2} + c\sigma_s^2 = \hat{\sigma}_\infty^2 \text{ or } \alpha_c^2(\hat{\sigma}_\infty^2 - c\sigma_s^2) = c^2\sigma_s^4.$$

Using the above in equation 22 and simplifying using $\hat{\mu}_0^2 + \sigma_s^2 = \hat{\sigma}_\infty^2$, we get

$$c = \frac{a\hat{\sigma}_\infty^2}{a\hat{\mu}_0^2 + 2\hat{\sigma}_\infty^2},$$

which is valid if it satisfies $c\sigma_s^2 \leq \hat{\sigma}_\infty^2$. Substituting the expression for c and simplifying, we get the condition

$$\hat{\sigma}_\infty^2 \leq \sqrt{\frac{2a}{a-2}} \hat{\mu}_0.$$

We summarise the approximate joint ML estimator in the following lemma.

Lemma 7. *For $a > 2$, the approximate joint ML estimates $\hat{\mu}_{a,ML}$, $\hat{\sigma}_{a,ML}$ obtained as the intersection of the two curves in equation 20 and equation 21 are given by the following:*

$$\hat{\sigma}_{a,ML}^2 = \begin{cases} \frac{a\hat{\sigma}_\infty^2\sigma_s^2}{a\hat{\mu}_0^2 + 2\hat{\sigma}_\infty^2} & \hat{\sigma}_\infty^2 \leq \sqrt{\frac{2a}{a-2}} \hat{\mu}_0, \\ \hat{\sigma}_\infty^2 & \text{otherwise,} \end{cases} \quad \text{and } \hat{\mu}_{a,ML} = \sqrt{\hat{\sigma}_\infty^2 - \hat{\sigma}_{a,ML}^2}.$$

For $0 \leq \kappa \leq 1$,

$$\sigma_s^2 \leq \hat{\sigma}_{a,ML}^2 \leq (1 + \kappa)\sigma_s^2 \quad \text{for } \frac{2\hat{\sigma}_\infty^2}{\sigma_s^2} \leq a \leq A,$$

where

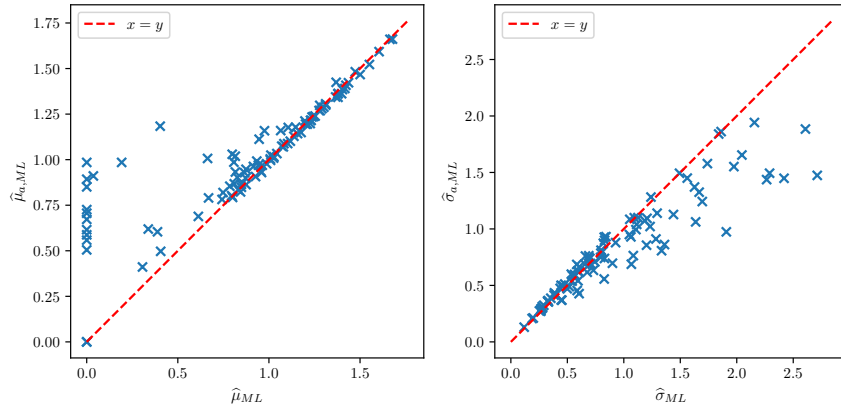
$$A = \begin{cases} \infty & \hat{\sigma}_\infty^2 \leq (1 + \kappa)\hat{\mu}_0^2, \\ \frac{2(1 + \kappa)\hat{\sigma}_\infty^2}{\hat{\sigma}_\infty^2 - (1 + \kappa)\hat{\mu}_0^2} & \text{otherwise.} \end{cases}$$

Proof. The expression for $\hat{\sigma}_{a,ML}^2$ was derived just ahead of the statement of the lemma.

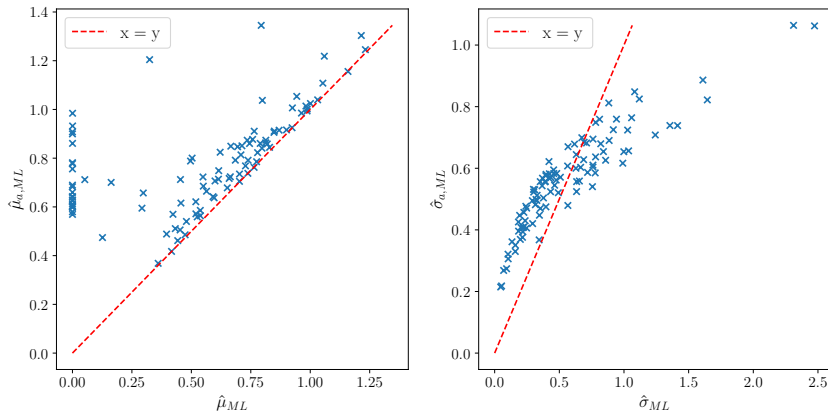
The conditions on a are obtained by simplifying the lower and upper bound conditions on $\hat{\sigma}_{a,ML}^2$. \square

D.3 Comparison of ML and approximate ML estimators

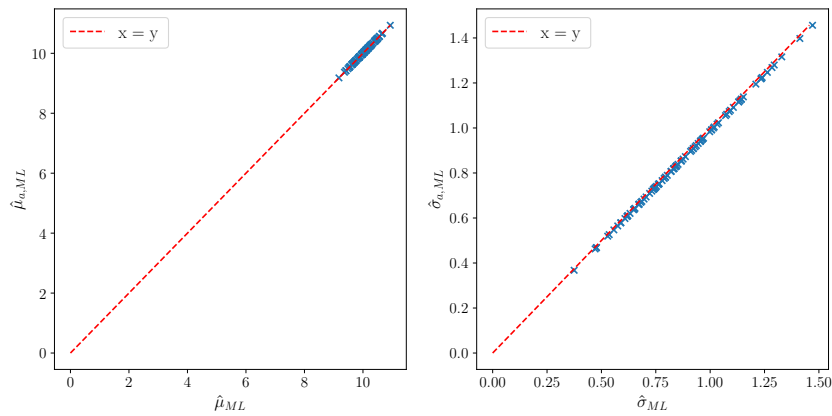
Figure 12 shows a scatter plot of estimated means and variances under the joint ML estimator and the approximate one for various values of μ_0 . We observe that the scatter plot is close to the $x = y$ line showing that the approximation is quite accurate in most of the cases.



(a) $\mu = 1, \sigma = 1, a = 50, n = 10$



(b) $\mu = 0.1, \sigma = 1, a = 50, n = 10$



(c) $\mu = 10, \sigma = 1, a = 50, n = 10$

Figure 12: Comparison of 100 runs of joint ML and approximate joint ML estimation for GMM with various μ .

D.4 Model collapse: Estimator and Proof of Theorem 4

Algorithm 1 provides the pseudocode for the approximate joint ML estimator that is used in studying model collapse for the GMM recursive training process in each round of training.

Algorithm 1 Approximate joint ML estimator

Require: Integer $n > 3$, Samples x_1, \dots, x_n , $\kappa : \log(1 + \kappa) = \frac{1}{2n(4n-1)}$

```

1:  $\hat{\mu}_0 \leftarrow \frac{1}{n} \sum_{i=1}^n |x_i|$ ,  $\hat{\sigma}_\infty^2 \leftarrow \frac{1}{n} \sum_{i=1}^n x_i^2$ ,  $\sigma_s^2 \leftarrow \hat{\sigma}_\infty^2 - \hat{\mu}_0^2$ 
2: if  $\hat{\sigma}_\infty^2 \leq (1 + \kappa)\hat{\mu}_0^2$  then
3:    $a \leftarrow 50$  ▷ can be any other high value
4: else
5:    $a \leftarrow \frac{2(1 + \kappa)\hat{\sigma}_\infty^2}{\hat{\sigma}_\infty^2 - (1 + \kappa)\hat{\mu}_0^2}$ 
6: end if
7: if  $\hat{\sigma}_\infty^2 \leq \frac{2a}{a-2}\hat{\mu}_0^2$  then
8:    $\hat{\sigma}_{a,ML}^2 \leftarrow \frac{a\hat{\sigma}_\infty^2\sigma_s^2}{a\hat{\mu}_0^2 + 2\hat{\sigma}_\infty^2}$ 
9: else
10:   $\hat{\sigma}_{a,ML}^2 \leftarrow \hat{\sigma}_\infty^2$ 
11: end if
12:  $\hat{\mu}_{a,ML} = \sqrt{\hat{\sigma}_\infty^2 - \hat{\sigma}_{a,ML}^2}$ 

```

The proof for the collapse of the variance proceeds as follows. Using $\Sigma_k^2 \leq (1 + \kappa)\Sigma_{k-1}^2 \frac{\chi_{n-1}^2}{n-1}$ and borrowing from the analysis for the Gaussian case, we have that (recall that $m = n - 1$)

$$\begin{aligned}
E[\Sigma_k] &\leq (1 + \kappa)^{1/2} E[\Sigma_{k-1}] \exp\left\{-\frac{1}{4n-1}\right\} \\
&= E[\Sigma_{k-1}] \exp\left\{-\frac{1}{4n-1} + \frac{1}{2} \log(1 + \kappa)\right\} \\
&= E[\Sigma_{k-1}] \exp\left\{-\frac{1}{4n}\right\},
\end{aligned}$$

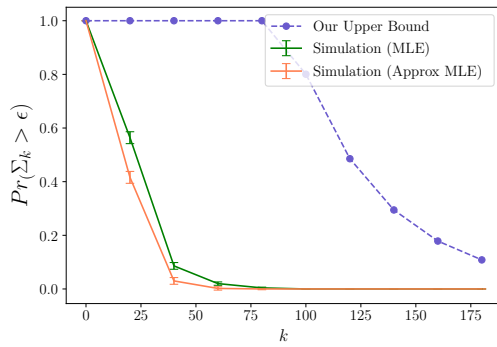
where we choose κ such that $\frac{1}{2} \log(1 + \kappa) = \frac{1}{4n(4n-1)}$. Using the above bound repeatedly,

$$E[\Sigma_k] \leq \sigma_0 \exp\left\{-\frac{k}{4n}\right\}.$$

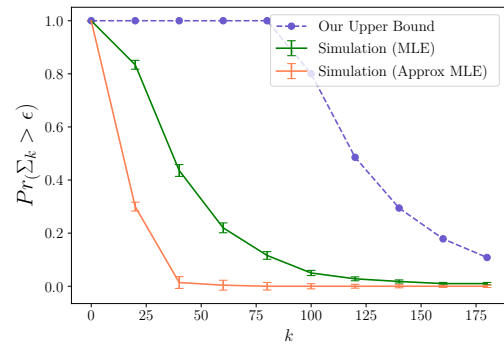
Use of Markov's inequality as in the Gaussian case completes the proof.

E Additional experiments

In Figure 13, we show $\Pr(\Sigma_k > \epsilon)$ versus k in GMM for the joint ML estimator and the approximate ML estimator and the upper bound from Theorem 4.



(a) $\mu_0 = 10, \sigma_0 = 1$



(b) $\mu_0 = 0.1, \sigma_0 = 1$

Figure 13: Comparison of theoretical upper bound with empirical observations of $\Pr(\Sigma_k > \epsilon)$ in GMM recursive training process ($\epsilon = 10^{-1}, n = 15$) with Joint ML and Approximate Joint ML estimators.