

# DreamFit: Garment-Centric Human Generation via a Lightweight Anything-Dressing Encoder

Ente Lin<sup>1\*</sup>, Xujie Zhang<sup>2\*</sup>, Fuwei Zhao<sup>3</sup>, Yuxuan Luo<sup>3</sup>, Xin Dong<sup>3</sup>,  
Long Zeng<sup>1†</sup>, Xiaodan Liang<sup>2,4†</sup>

<sup>1</sup>Shenzhen International Graduate School, Tsinghua University

<sup>2</sup>Shenzhen Campus of Sun Yat-sen University

<sup>3</sup>ByteDance <sup>4</sup>Sun Yat-sen University

linet22@mails.tsinghua.edu.cn, zhangxj59@mail2.sysu.edu.cn,

zhaofuwei.777@bytedance.com, luoyuxuan@bytedance.com, dongxin.1016@bytedance.com,

zenglong@sz.tsinghua.edu.cn, xdliang328@gmail.com,

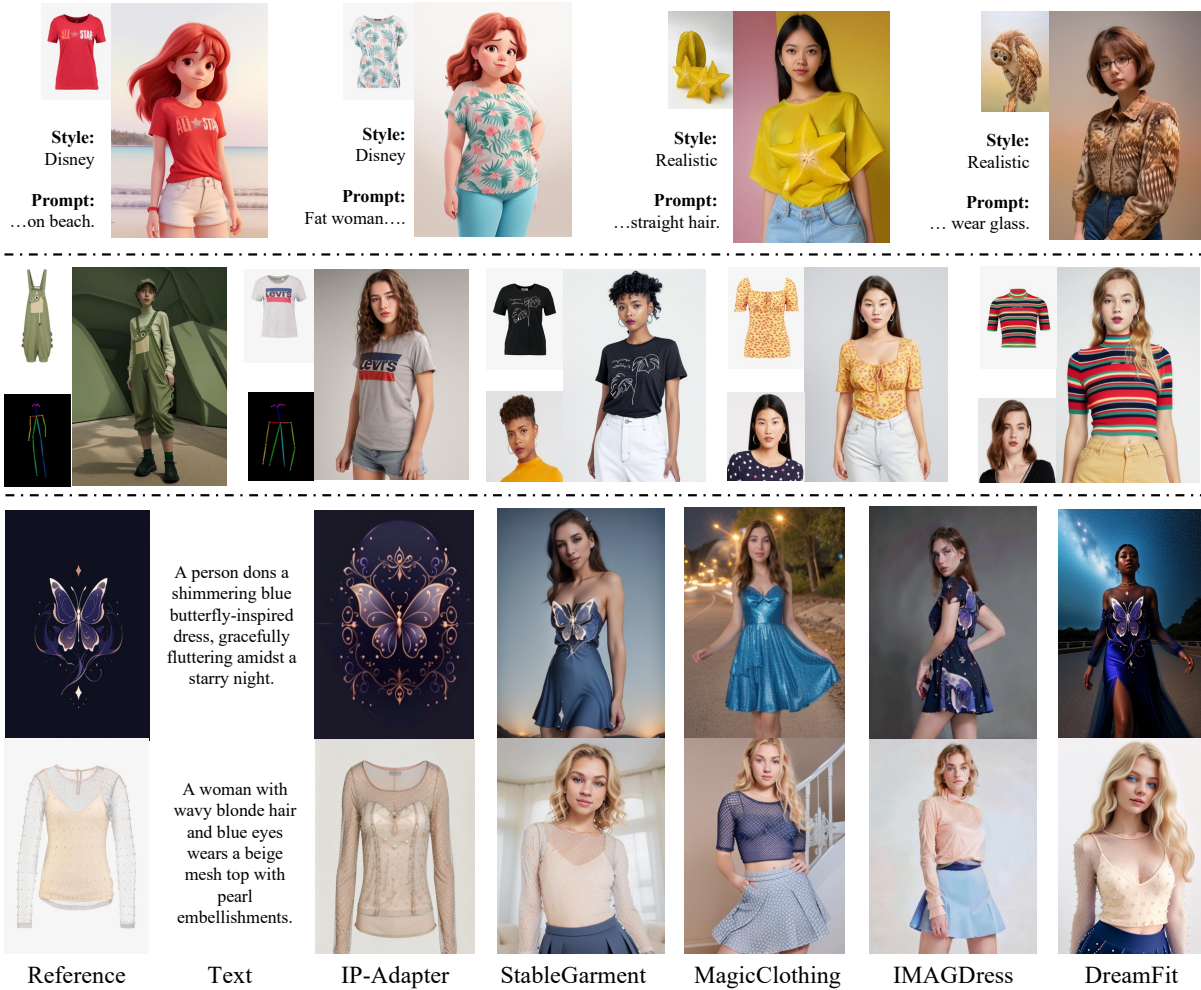


Figure 1: Garment-centric human generation results of our DreamFit: **TOP:** DreamFit can synthesize human images with varied styles, backgrounds, and body shapes complying with the given clothing image and prompt. **Middle:** DreamFit is compatible with community plugins such as ControlNet (Zhang, Rao, and Agrawala 2023) and FaceID (Ye et al. 2023). **Bottom:** DreamFit demonstrates superior performance compared to SOTA methods, achieving the highest levels of texture and texts consistency.

## Abstract

\* Equal contribution, interns at ByteDance.

† Corresponding Authors.

Diffusion models for garment-centric human generation from text or image prompts have garnered emerging attention for

their great application potential. However, existing methods often face a dilemma: lightweight approaches, such as adapters, are prone to generate inconsistent textures; while finetune-based methods involve high training costs and struggle to maintain the generalization capabilities of pre-trained diffusion models, limiting their performance across diverse scenarios. To address these challenges, we propose DreamFit, which incorporates a lightweight Anything-Dressing Encoder specifically tailored for the garment-centric human generation. DreamFit has three key advantages: (1) **Lightweight training**: with the proposed adaptive attention and LoRA modules, DreamFit significantly minimizes the model complexity to 83.4M trainable parameters. (2) **Anything-Dressing**: Our model generalizes surprisingly well to a wide range of (non-)garments, creative styles, and prompt instructions, consistently delivering high-quality results across diverse scenarios. (3) **Plug-and-play**: DreamFit is engineered for smooth integration with any community control plugins for diffusion models, ensuring easy compatibility and minimizing adoption barriers. To further enhance generation quality, DreamFit leverages pretrained large multi-modal models (LMMs) to enrich the prompt with fine-grained garment descriptions, thereby reducing the prompt gap between training and inference. We conduct comprehensive experiments on both  $768 \times 512$  high-resolution benchmarks and in-the-wild images. DreamFit surpasses all existing methods, highlighting its state-of-the-art capabilities of garment-centric human generation.

## Introduction

Garment-centric human generation aims to synthesize high-quality images of stylized humans based on diverse combinations of text and image prompts, with a focus on accurately depicting the given garment details, as shown in Figure 1. This technology has gained significant traction in industries such as creative advertising and fashion design and sparks active exploration in the academic community (Wang et al. 2024b; Chen et al. 2024a).

Currently, this task faces two critical challenges: the resource-intensive process of full model fine-tuning and the discrepancy between training and inference text prompts. Specifically, finetune-based methods like StableGarment(Wang et al. 2024b) rely on a full copy of diffusion UNet as the garment encoder, namely the ‘‘ReferenceNet’’, which consumes high GPU memory and becomes intractable when scaling up, e.g., from SD1.5(Rombach et al. 2022a) to SDXL(Podell et al. 2023). Moreover, directly fine-tuning the entire UNet is parameter inefficient, requires more training time, and is prone to destroying the pretrained priors. As a result, the extracted garment feature is less descriptive, making it difficult to fully preserve the texture details (Figure 1 Bottom). Alternatively, some lightweight methods (Ye et al. 2023; Mou et al. 2024) attempt to bypass the bulky ReferenceNet by directly mapping image features into the CLIP (Radford et al. 2021) latent space to control the generation through cross attention. Despite training faster, they tend to overlook crucial image feature details. Therefore, the trade-off between training efficiency and visual detail preservation is a significant problem for garment-centric human generation.

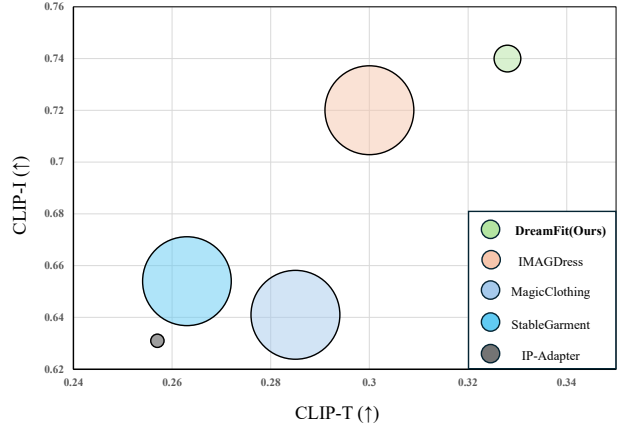


Figure 2: Performance comparison between baselines and our DreamFit. The circle size represents the number of trainable parameters, with larger circles indicating a higher parameter count. Higher CLIP-I and CLIP-T scores signify better alignment between the generated results and text descriptions. Our method not only achieves the best performance but also maintains much fewer training parameters.

Another challenge is the domain gap between text prompts for training and inference. To fully exploit the rich prior of pretrained T2I diffusion models, training prompts generated by Large Multimodal Models (LMMs) are typically comprehensive (Choi et al. 2024). However, in inference, users often resort to simplified text due to the difficulty of manually creating such rich prompts. This gap further complicates the garment-centric generation process.

To address these challenges, we introduce DreamFit, a novel framework specifically designed for garment-centric human generation. DreamFit leverages a lightweight Anything-Dressing Encoder, which is derived through the activation of LoRA layers within the denoising UNet. This design eliminates the need for resource-intensive components like ReferenceNet and effectively utilizes the rich priors of the diffusion model to extract fine-grained garment features. The extracted garment features are then integrated into the diffusion model through a novel adaptive attention mechanism, enabling high-quality and texture-consistent human image generation. Furthermore, to bridge the gap between training and inference text prompts, DreamFit incorporates LMMs into the inference pipeline. This integration minimizes discrepancies, ensuring that the generated images maintain high fidelity and consistent quality across diverse scenarios.

As shown in Figure 2, DreamFit beats all baselines at CLIP-I and CLIP-T metrics, showing the best text and texture consistency of generation results even with 10x fewer trainable parameters (83.4M v.s. 875M full model fine-tuning). Our main contributions are summarized as follows:

- We propose **DreamFit**, an efficient and dedicated framework for garment-centric human generation, enabled by a lightweight and plug-and-play Anything-Dressing Encoder. Our model addresses the inefficiencies and limitations of existing methods, particularly in aspects of

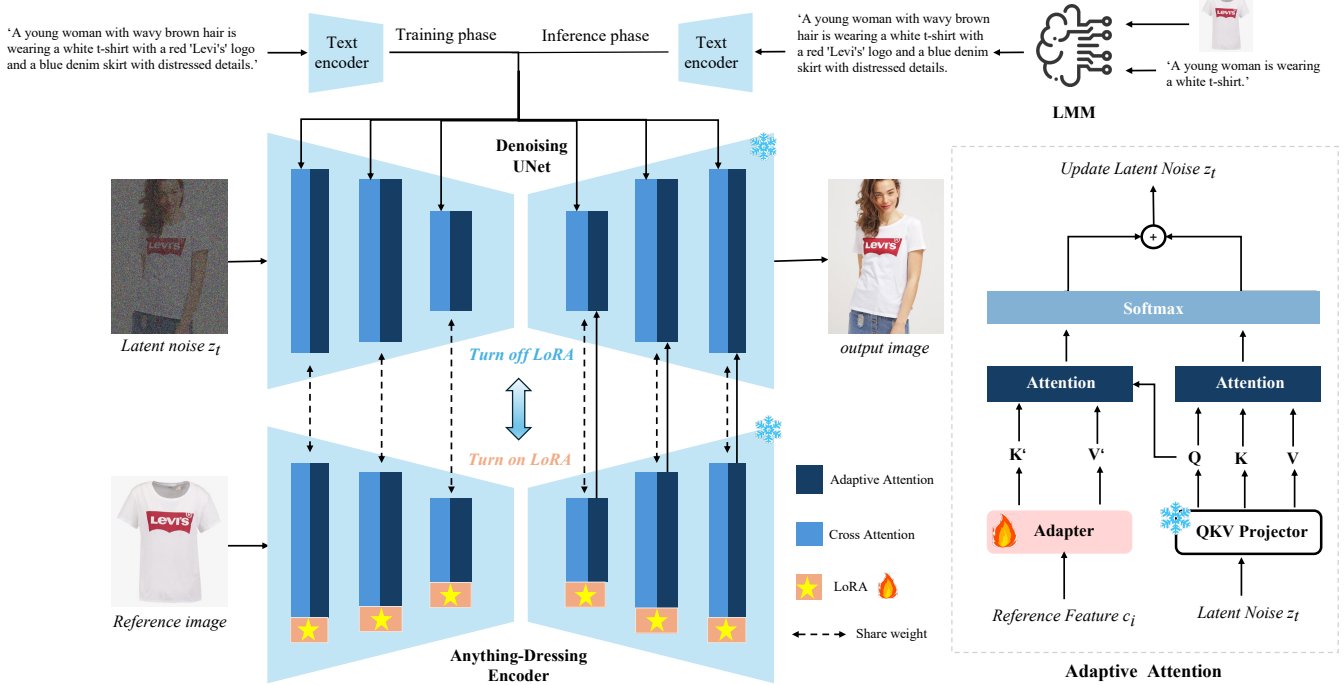


Figure 3: Overview of DreamFit. Our method constructs an Anything-Dressing Encoder utilizing LoRA layers. The reference image features are extracted by the Anything-Dressing Encoder and then passed into the denoising UNet via adaptive attention. Furthermore, we incorporate Large Multimodal Models (LMM) into the inference process to reduce the text prompt gap between the training and testing.

model fine-tuning and computational efficiency.

- We integrate LMMs into the inference pipeline that effectively reduces the prompt gap between training and testing, enhancing the overall quality and fidelity of the generated results.
- Extensive experiments on open and internal benchmarks of  $768 \times 512$  resolution verify the superiority of DreamFit, demonstrating state-of-the-art performance and robust generalization in diverse human generation tasks.

## Related work

Human generation has witnessed rapid advancements, particularly with the emergence of controllable text-to-image generation technologies. Existing methods in this field often concentrate on either enhancing lightweight efficiency or enhancing texture consistency. However, these approaches struggle to balance the trade-offs between computational requirements and image quality.

Lightweight methods like (Hu et al. 2021; Ye et al. 2023; Mou et al. 2024; Zhang, Rao, and Agrawala 2023; Ruiz et al. 2023; Chen et al. 2024b; Liu et al. 2024b; Han et al. 2024; Yang et al. 2024; Li et al. 2024; Xing et al. 2024) have been proposed as lightweight approaches to achieve controllable human generation. These methods typically align image features with text features, using a combination of text and visual prompts to guide the generation process. T2I-adapter (Mou et al. 2024) designed a series of convolutional layers to downsample and extract the reference image features,

which are then fed into the denoising UNet via residual connections. IP-Adapter (Ye et al. 2023) introduces a sophisticated decoupled cross-attention mechanism to integrate image features into the denoising UNet. Although these methods excel in lightweight design, they often struggle to maintain high texture consistency, especially in intricate garment details. In contrast, our method not only retains the same level of lightweight efficiency but also ensures significantly improved texture consistency.

Additionally, several methods (Zhu et al. 2023; Morelli et al. 2023; xujie zhang et al. 2023; Wang et al. 2024a; Xu et al. 2024; Zhu et al. 2024; Kim et al. 2024; Zhang et al. 2024; Hu 2024; Cui et al. 2023) aiming for better texture consistency have chosen to utilize the UNet from Stable Diffusion as the image encoder to capture image prompt features. StableGarment (Wang et al. 2024b) finetunes a trainable copy of denoising UNet as the garment encoder and incorporates garment features using additive self-attention. MagicClothing (Chen et al. 2024a) proposes joint classifier-free guidance to obtain a trade-off between garment features and text prompts. While these approaches, which require extensive finetuning of pretrained models such as those based on Stable Diffusion, yield commendable results in terms of quality, they come with significant drawbacks. These methods are resource-intensive, demanding significant memory resources and exhibiting sluggish training procedures, thus limiting their scalability for real-world applications.

Our work builds on these developments by leveraging frozen large diffusion models (LDMs) for garment-centric

human image synthesis. We introduce a lightweight, plug-and-play Anything-Dressing Encoder that addresses the inefficiencies and limitations of existing methods, offering a scalable and flexible solution for garment-centric human image synthesis.

## Methodology

### Preliminary

Stable Diffusion is a text-conditioned latent diffusion model (Rombach et al. 2022b). Given a latent feature  $z_0$  encoded from the input image by a VAE (Kingma and Welling 2013), the forward diffusion process is firstly performed by adding noise according to a predefined noise scheduler  $\alpha_t$  (Ho, Jain, and Abbeel 2020):

$$q(z_t|z_0) = \mathcal{N}(z_t; \sqrt{\alpha_t}z_0, (1 - \alpha_t)I). \quad (1)$$

Then to reverse the diffusion process to generate new images, a noise estimator  $\epsilon_\theta(\cdot)$  parameterized by a UNet is learned to predict the forward added noise  $\epsilon$  with the objective function as follows:

$$\mathcal{L}_{\text{dm}} = \mathbb{E}_{z_0, \epsilon, c_t, t} [\|\epsilon - \epsilon_\theta(z_t, t, c_t)\|^2], \quad (2)$$

Where  $c_t$  is the text condition associated with the image latent  $z$ . In the Stable Diffusion model, each block of the UNet consists of cross-attention and self-attention layers. The cross-attention layer facilitates attention between the image feature query and the text condition embedding, while self-attention layer operates within the image feature space.

### DreamFit

The overall architecture of DreamFit is shown in Figure 3. Our model consists of two main components: a frozen denoising UNet with pretrained stable diffusion weights, and a set of trainable LoRA layers. DreamFit takes as input a reference garment image and a text prompt that describes the detail of the output image. The text prompt features, extracted by a frozen text encoder, are integrated into the denoising UNet via a cross-attention mechanism. The features of the reference image are extracted by a lightweight Anything-Dressing Encoder, which is obtained by turning on the LoRA layers in the denoising UNet. Once the LoRA layers are turned off, the lightweight Anything-Dressing Encoder reverts to the denoising UNet. The extracted reference features are then integrated into the denoising UNet through an adaptive self-attention mechanism. After multiple rounds of denoising, the denoising UNet generates an image that closely aligns with the reference image and text prompt. We elaborate the anything-dressing encoder and the adaptive attention in the following sections.

**Lightweight Anything-Dressing Encoder.** The core concept of our model is that the pretrained diffusion model possesses extensive prior knowledge, making it a potential robust feature extractor. However, the diffusion model is designed to process latent noise, rendering them less effective for extracting features from noise-free reference images. To address this, we utilize LoRA layers to extend the feature

extraction capability of the diffusion model to noiseless reference images. Specifically, we incorporated the LoRA layers into the linear and convolutional layers of the denoising UNet, modifying the forward pass as follows:

$$h = \phi(x) + I(x) * \Delta W(x) \quad (3)$$

$$I(x) = \begin{cases} 0, & \text{if } x = z_t, \\ 1, & \text{if } x = c_i. \end{cases} \quad (4)$$

Here,  $\phi$  denotes the linear or convolutional layers in the denoising UNet.  $I(x)$  denotes a gate function and  $\Delta W(x)$  denotes the added LoRA layer (Hu et al. 2021).  $z_t$  and  $c_i$  represent the latent noise and the extracted reference features at each block of denoising UNet, respectively. With this approach, we only need to train the lightweight LoRA layers instead of a bulky ReferenceNet. And the denoising UNet is now seamlessly transformed into an Anything-Dressing Encoder with retained pretrained weights (i.e., better generalization capabilities).

**Adaptive attention.** As shown in Figure 3, the reference image features are integrated into the denoising UNet through adaptive attention. During training, the weights of our denoising UNet the frozen, which can hinder the pretrained attention module from effectively capturing the relationship between reference image features and the latent noise. Inspired by the adapter mechanism (Ye et al. 2023), we introduced two trainable linear projection layers  $\mathbf{W}'_k$ ,  $\mathbf{W}'_v$ , into the adaptive attention. These layers act as adapters to align the reference image features with latent noise. After applying cross-attention mechanisms, we add the cross-attention output to the self-attention output. The formulation of adaptive attention is:

$$\mathbf{z}_t^{\text{new}} = \text{Softmax}\left(\frac{\mathbf{Q}\mathbf{K}^\top}{\sqrt{d}}\right)\mathbf{V} + \text{Softmax}\left(\frac{\mathbf{Q}(\mathbf{K}')^\top}{\sqrt{d}}\right)\mathbf{V}' \quad (5)$$

where  $\mathbf{Q} = \mathbf{W}_q \mathbf{z}_t$ ,  $\mathbf{K} = \mathbf{W}_k \mathbf{z}_t$ ,  $\mathbf{V} = \mathbf{W}_v \mathbf{z}_t$ ,  $\mathbf{K}' = \mathbf{W}'_k c_i$ ,  $\mathbf{V}' = \mathbf{W}'_v c_i$ , and  $\mathbf{W}_q$ ,  $\mathbf{W}_k$ ,  $\mathbf{W}_v$  are frozen linear projection layers in the denoising UNet. To accelerate the convergence of attention modules, we initialize the  $\mathbf{W}'_k$ ,  $\mathbf{W}'_v$  with  $\mathbf{W}_k$ ,  $\mathbf{W}_v$ . This allows us to seamlessly and lightweightly inject the reference image features into the denoising UNet, resulting in synthesized images that are highly consistent with the reference image.

**Training and inference** During the training phase, we exclusively optimize the LoRA layers and the trainable adapters in the adaptive attention. Dreamfit is trained on a dataset containing image-text pairs, with the text generated by Language Model Models (LMMs), such as CogVLM (Wang et al. 2023) and LLaVA1.5 (Liu et al. 2024a). To fully leverage the rich prior of the pretrained T2I diffusion model (Choi et al. 2024), we prepare comprehensive captions for each image (e.g., "woman wears a long-sleeved polo shirt..."). The training objective remains consistent with the original diffusion model:

$$L_{\text{LDM}} = \mathbb{E}_{z_0, \epsilon, c_t, c_i, t} \|\epsilon - \epsilon_\theta(z_t, c_t, c_i, t)\|^2 \quad (6)$$

During the inference phase, users are expected to input a reference image and a text description related to the desired

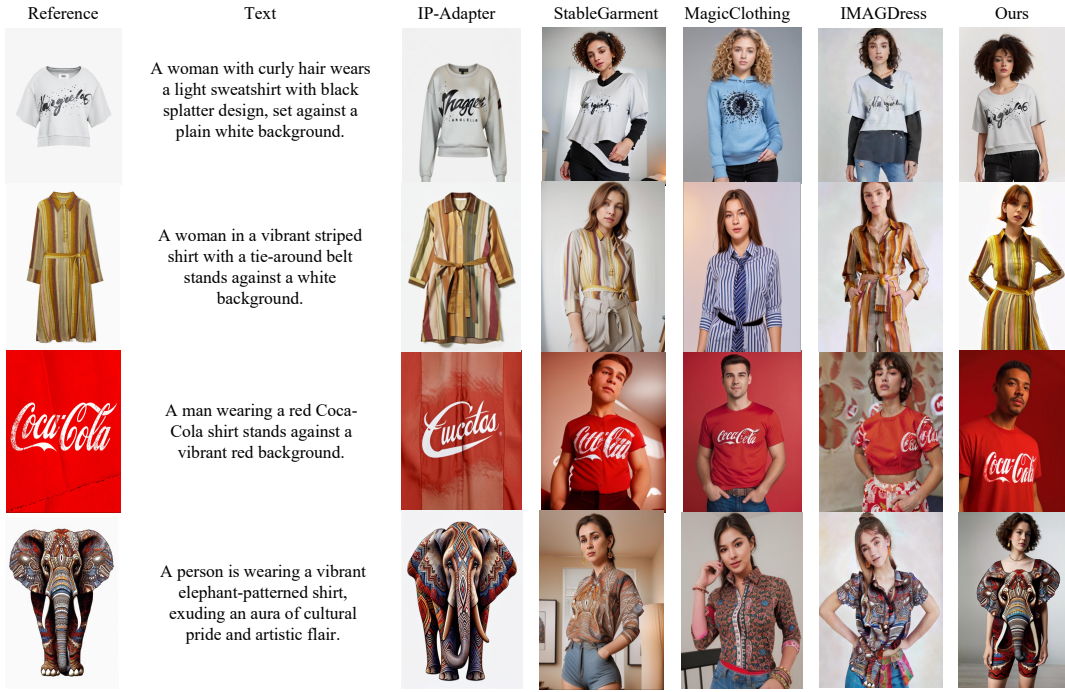


Figure 4: Qualitative comparison on the open and internal benchmarks. DreamFit demonstrates a distinct advantage in handling complex patterns and text. Please zoom in for more details.

output image. However, users often struggle to accurately describe fine-grained details in images and tend to provide simple text, leading to a domain gap between user input text and training text. This gap can result in decreased consistency and quality of the generated images. To address this challenge, we propose utilizing LMMs to rewrite the user input text based on the reference images. This approach enriches the text prompt with fine-grained descriptions of the garment, thereby reducing the prompt gap between training and inference. We denote the rewritten text as  $c'_t$ . Then, we apply classifier-free guidance (Ho and Salimans 2022) during the denoising process to generate the human image:

$$\hat{\epsilon}_\theta(z_t, c'_t, c_i, t) = w\epsilon_\theta(z_t, c'_t, c_i, t) + (1-w)\epsilon_\theta(z_t, t) \quad (7)$$

## Experiment

### Datasets

To train Dreamfit, we collected approximately 500,000 garment-person image pairs from the internet and captioned them using large multi-modal models. For model evaluation, we introduce two garment-centric human generation benchmarks derived from public datasets and the Internet. The open benchmark is constructed using a subset of VITON-HD (Choi et al. 2021) and DressCode (Morelli et al. 2022) test sets. Specifically, we handpicked 200 diverse garments from these datasets encompassing various styles, colors, shapes, and textures. Each garment is associated with refined prompts generated through large multi-modal models. In addition to the open benchmark, we further developed a more challenging internal benchmark. To build the internal benchmark, we manually gathered 200 reference images

from the internet, including garments with intricate textures and backgrounds, and non-garment images featuring animals, fruits, and patterns. This benchmark is designed to evaluate the robustness and generalization capability of the model across diverse reference image types.

### Implementation Details

The denoising UNet is initialized with the weights of SD1.5 and we use CLIP ViT-L/14 (Radford et al. 2021) as the text encoder. Our model was trained on paired images with a resolution of  $768 \times 512$ . We initialized the LoRA layers in the same manner as described in (Hu et al. 2021), with the LoRA rank set to 64. The training was conducted on 8 A800 (40G) GPUs for 90k steps, with a batch size of 4 per GPU. We utilized the AdamW optimizer with a fixed learning rate of  $1e-4$ . During inference, we use CogVLM (Wang et al. 2023) to refine the user input text. We use DDIM (Song, Meng, and Ermon 2020) sampler with 50 steps and set guidance scale  $w$  to 7.5. To validate scalability, we also initialized the Denoising UNet as SDXL and FLUX (Labs 2024), more implementation details and results of SDXL and FLUX versions please refer to supplementary material.

### Baselines

We selected four state-of-the-art methods, including StableGarment (Wang et al. 2024b), MagicClothing (Chen et al. 2024a), IMAGDress (Shen et al. 2024), and IP-Adapter (Ye et al. 2023). We directly use their released pretrained models for comparison. All experiments are conducted with a resolution of  $768 \times 512$ . For a fair comparison, we used the model initialized with the weights of SD1.5 in the experiment.

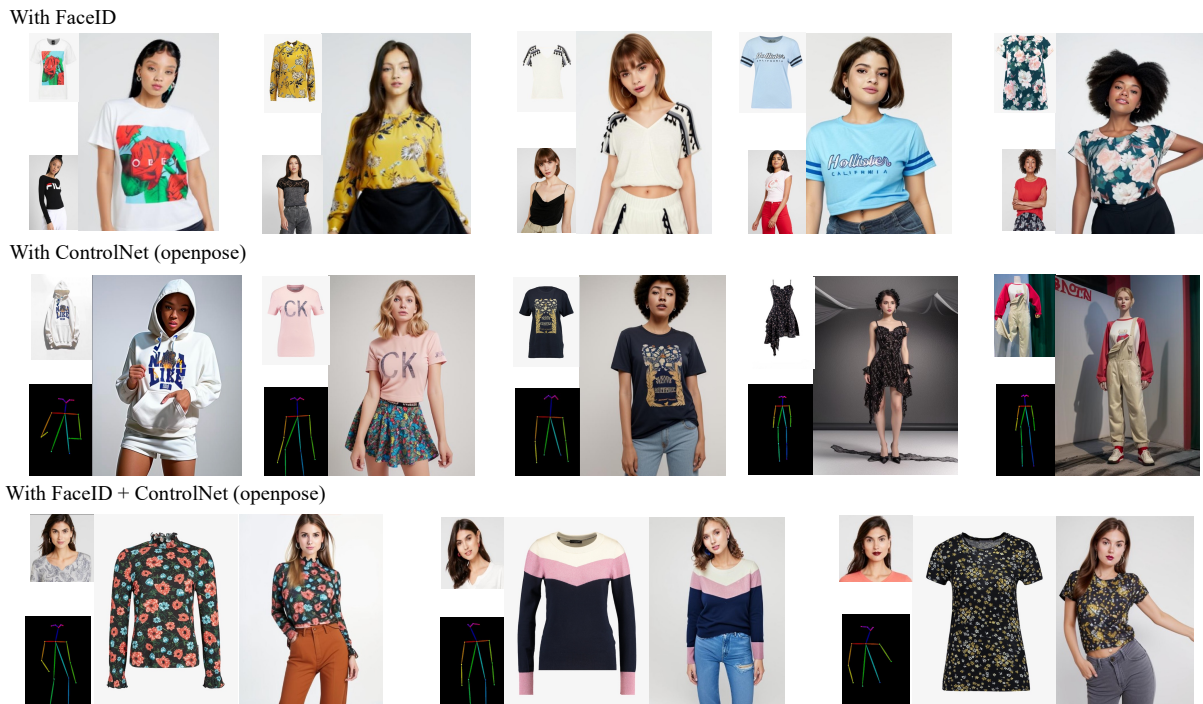


Figure 5: Plug-and-play results of DreamFit, our method can seamlessly integrate with community conditional control plugins.

## Qualitative Results

The qualitative comparison is illustrated in Figure 4. The results demonstrate the superiority of our DreamFit over other baselines. Firstly, our method exhibits better texture and text consistency. Existing lightweight approaches, such as IP-Adapter, lose text and texture consistency when faced with reference images containing complex details. While finetune-based methods like StableGarment, Magic-Clothing, and IMAGDress surpass IP-Adapter significantly, they still struggle to generate human images with fine-grained features that highly match the text prompts. Secondly, images generated by baselines generally exhibit issues such as blurriness (IMAGDress) and incorrect body proportions (third row of StableGarment column). In contrast, our method achieves the best quality and realism. To show the model’s excellent compatibility, we provide additional results showcasing DreamFit integrated with community plugins in Figure 5.

## Quantitative Results

**Metric.** We quantitatively measure the generated results from three aspects: consistency, generation quality, and human preference. Regarding consistency, we employ CLIP-T and CLIP-I (Hessel et al. 2021) to evaluate text and texture consistency, respectively. We utilize Aesthetic score(AS) (Schuhmann et al. 2022) to evaluate generation quality. Several studies (Ku et al. 2023; Peng et al. 2024) have shown that GPT can produce evaluation results that are remarkably consistent with humans. Consequently, we employ GPT-4o (Achiam et al. 2023) as the automatic evaluation of human preference, denoted as Human-Aligned Score (HAS).

For more details on the evaluation, please refer to the supplementary material.

**Evaluation.** We conducted experiments using both open and internal benchmarks to assess the performance of our model against baselines. The quantitative results are reported in Tab 1. Our DreamFit consistently outperforms all baselines across various metrics and benchmarks, showcasing its ability to produce results with superior text and texture consistency, exceptional generation quality, and strong alignment with human preferences. Furthermore, compared with fully finetune-based methods, like StableGarment, IMAGDress, DreamFit has the fewest trainable parameters while achieving the best performance. The quantitative result underscores DreamFit’s resource efficiency and robustness.

## Experiment

### Ablation Study

**Effectiveness of Network Components** To evaluate the impact of different network components on the final performance, we conducted an ablation study comparing various model configurations. We experiment with three setups: finetuning the entire Anything-Dressing Encoder (finetuning), only optimizing parameters in LoRA layers (only LoRA), and only optimizing parameters of adapters in adaptive attentions (only Adapter). The results are summarized in Tab 2 and the qualitative results are shown in Figure 6.

Despite having the highest number of trainable parameters, finetuning the entire Anything-Dressing Encoder exhibited subpar performance on text and texture consistency. We conjecture this is because finetuning can compromise

Method	Trainable Parameters	Open Benchmark				Internal Benchmark			
		CLIP-T $\uparrow$	CLIP-I $\uparrow$	AS $\uparrow$	HAS $\uparrow$	CLIP-T $\uparrow$	CLIP-I $\uparrow$	AS $\uparrow$	HAS $\uparrow$
IP-Adapter	22M	0.257	0.631	4.667	0.568	0.135	0.422	2.634	0.430
StableGarment	859M	0.263	0.654	4.877	0.768	0.275	0.629	5.238	0.683
MagicClothing	875M	0.285	0.641	5.007	0.443	0.320	0.583	5.462	0.595
IMAGDress	875M	0.300	0.720	4.867	0.783	0.290	0.632	5.204	0.840
Ours	83.4M	<b>0.328</b>	<b>0.740</b>	<b>5.414</b>	<b>0.856</b>	<b>0.334</b>	<b>0.687</b>	<b>5.516</b>	<b>0.920</b>

Table 1: Quantitative comparison of different methods on three metrics for both Open and Internal benchmarks.



Figure 6: Qualitative results of the ablation study on network components.

Method	Trainable Parameters	CLIP-T $\uparrow$	CLIP-I $\uparrow$	AS $\uparrow$
Finetuning	875M	0.322	0.622	<b>5.534</b>
Only LoRA	66M	0.322	0.686	5.250
Only Adapter	17.4M	0.310	0.679	5.230
Ours	83.4M	<b>0.334</b>	<b>0.687</b>	5.516

Table 2: Quantitative results of the ablation study on network components

the model’s pre-trained prior, leading to a decline of its feature extraction capability. While the ”only LoRA” and ”only Adapter” configurations showed better texture consistency than finetuning, they performed inadequately for generation quality. In contrast, our DreamFit, which combines and optimizes both LoRA and Adapter, achieves superior results across all metrics.

**Impact of Text Prompts** To further explore the influence of text prompts, we conducted experiments with three different types of text inputs: (1) a fixed text prompt (Fix text), (2) a simple text prompt (Simple text) for simulating user input, and (3) text prompts rewritten by LMMs (Ours). The qualitative and quantitative results for each configuration are shown in Figure 7 and Tab 3.

The results demonstrate that text prompts rewritten by large multi-modal models yield superior quality outputs across all metrics, including notably higher scores in human study evaluations. This underscores the efficacy of incorporating advanced LMMs to enhance prompts with detailed descriptions of reference images, thereby narrowing the gap between training and inference prompts and boosting the quality and realism of the generated images.



Figure 7: Qualitative results of the ablation study on text prompts.

Method	CLIP-I $\uparrow$	AS $\uparrow$	Human Study $\uparrow$
Fixed text	0.588	5.283	0.03
Simple text	0.663	5.186	0.10
Ours	<b>0.687</b>	<b>5.516</b>	<b>0.87</b>

Table 3: Quantitative comparison of different text prompt configurations.

## Conclusion

In this paper, we introduced **DreamFit**, a novel garment-centric human image generation framework designed to address the inefficiencies and limitations of existing methods. By leveraging a lightweight, plug-and-play Anything-Dressing Encoder based on LoRA layers, DreamFit significantly streamlines model complexity and memory usage, facilitating more efficient and scalable training procedures. Our approach integrates large multi-modal models into the inference process, effectively reducing the domain gap between training and inference text prompts and enhancing the overall quality and consistency of the generated images. Extensive experiments conducted on open and internal benchmarks demonstrate that DreamFit not only achieves state-of-the-art performance but also exhibits superior generalization capabilities across diverse scenarios.

## Acknowledgments

This work was sponsored by National Key Research and Development Program of China (Grant No. 2022YFB3303101), in part by Shenzhen Science and Technology Program (Grant No. GJHZ20220913142600001) and Doubao Fund.

## References

2023. Deepspeed. <https://github.com/microsoft/DeepSpeed>.
- Achiam, J.; Adler, S.; Agarwal, S.; Ahmad, L.; Akkaya, I.; Aleman, F. L.; Almeida, D.; Altenschmidt, J.; Altman, S.; Anadkat, S.; et al. 2023. Gpt-4 technical report. *arXiv preprint arXiv:2303.08774*.
- Chen, W.; Gu, T.; Xu, Y.; and Chen, C. 2024a. Magic Clothing: Controllable Garment-Driven Image Synthesis. *arXiv preprint arXiv:2404.09512*.
- Chen, X.; Huang, L.; Liu, Y.; Shen, Y.; Zhao, D.; and Zhao, H. 2024b. Anydoor: Zero-shot object-level image customization. In *Proceedings of the IEEE/CVF Conference on Computer Vision and Pattern Recognition*, 6593–6602.
- Choi, S.; Park, S.; Lee, M.; and Choo, J. 2021. Viton-hd: High-resolution virtual try-on via misalignment-aware normalization. In *Proceedings of the IEEE/CVF conference on computer vision and pattern recognition*.
- Choi, Y.; Kwak, S.; Lee, K.; Choi, H.; and Shin, J. 2024. Improving diffusion models for virtual try-on. *arXiv preprint arXiv:2403.05139*.
- Cui, A.; Mahajan, J.; Shah, V.; Gomathinayagam, P.; and Lazebnik, S. 2023. Street TryOn: Learning In-the-Wild Virtual Try-On from Unpaired Person Images. *arXiv preprint arXiv:2311.16094*.
- Han, Y.; Zhu, J.; He, K.; Chen, X.; Ge, Y.; Li, W.; Li, X.; Zhang, J.; Wang, C.; and Liu, Y. 2024. Face Adapter for Pre-Trained Diffusion Models with Fine-Grained ID and Attribute Control. *arXiv preprint arXiv:2405.12970*.
- Hessel, J.; Holtzman, A.; Forbes, M.; Bras, R. L.; and Choi, Y. 2021. Clipscore: A reference-free evaluation metric for image captioning. *arXiv preprint arXiv:2104.08718*.
- Ho, J.; Jain, A.; and Abbeel, P. 2020. Denoising diffusion probabilistic models. *Advances in neural information processing systems*.
- Ho, J.; and Salimans, T. 2022. Classifier-free diffusion guidance. *arXiv preprint arXiv:2207.12598*.
- Hu, E. J.; Shen, Y.; Wallis, P.; Allen-Zhu, Z.; Li, Y.; Wang, S.; Wang, L.; and Chen, W. 2021. Lora: Low-rank adaptation of large language models. *arXiv preprint arXiv:2106.09685*.
- Hu, L. 2024. Animate anyone: Consistent and controllable image-to-video synthesis for character animation. In *Proceedings of the IEEE/CVF Conference on Computer Vision and Pattern Recognition*, 8153–8163.
- Kim, J.; Gu, G.; Park, M.; Park, S.; and Choo, J. 2024. StableVITON: Learning Semantic Correspondence with Latent Diffusion Model for Virtual Try-On. In *Proceedings of the IEEE/CVF Conference on Computer Vision and Pattern Recognition*.
- Kingma, D. P.; and Welling, M. 2013. Auto-encoding variational bayes. *arXiv preprint arXiv:1312.6114*.
- Ku, M.; Jiang, D.; Wei, C.; Yue, X.; and Chen, W. 2023. Vi-escor: Towards explainable metrics for conditional image synthesis evaluation. *arXiv preprint arXiv:2312.14867*.
- Labs, B. F. 2024. FLUX.1-dev. <https://huggingface.co/black-forest-labs/FLUX.1-dev>.
- Li, S.; Yang, L.; Jiang, X.; Lu, H.; Di, Z.; Lu, W.; Chen, J.; Liu, K.; Yu, Y.; Lan, T.; et al. 2024. SwiftDiffusion: Efficient Diffusion Model Serving with Add-on Modules. *arXiv preprint arXiv:2407.02031*.
- Liu, H.; Li, C.; Li, Y.; and Lee, Y. J. 2024a. Improved baselines with visual instruction tuning. In *Proceedings of the IEEE/CVF Conference on Computer Vision and Pattern Recognition*, 26296–26306.
- Liu, J.; Li, C.; Sun, Q.; Ming, J.; Fang, C.; Wang, J.; Zeng, B.; and Liu, S. 2024b. Ada-adapter: Fast Few-shot Style Personalization of Diffusion Model with Pre-trained Image Encoder. *arXiv preprint arXiv:2407.05552*.
- Morelli, D.; Baldrati, A.; Cartella, G.; Cornia, M.; Bertini, M.; and Cucchiara, R. 2023. LaDI-VTON: Latent Diffusion Textual-Inversion Enhanced Virtual Try-On. In *Proceedings of the ACM International Conference on Multimedia*.
- Morelli, D.; Fincato, M.; Cornia, M.; Landi, F.; Cesari, F.; and Cucchiara, R. 2022. Dress code: High-resolution multi-category virtual try-on. In *Proceedings of the IEEE/CVF conference on computer vision and pattern recognition*, 2231–2235.
- Mou, C.; Wang, X.; Xie, L.; Wu, Y.; Zhang, J.; Qi, Z.; and Shan, Y. 2024. T2i-adapter: Learning adapters to dig out more controllable ability for text-to-image diffusion models. In *Proceedings of the AAAI Conference on Artificial Intelligence*, volume 38, 4296–4304.
- Peng, Y.; Cui, Y.; Tang, H.; Qi, Z.; Dong, R.; Bai, J.; Han, C.; Ge, Z.; Zhang, X.; and Xia, S.-T. 2024. Dreambench++: A human-aligned benchmark for personalized image generation. *arXiv preprint arXiv:2406.16855*.
- Podell, D.; English, Z.; Lacey, K.; Blattmann, A.; Dockhorn, T.; Müller, J.; Penna, J.; and Rombach, R. 2023. Sdxl: Improving latent diffusion models for high-resolution image synthesis. *arXiv preprint arXiv:2307.01952*.
- Radford, A.; Kim, J. W.; Hallacy, C.; Ramesh, A.; Goh, G.; Agarwal, S.; Sastry, G.; Askell, A.; Mishkin, P.; Clark, J.; et al. 2021. Learning transferable visual models from natural language supervision. In *International conference on machine learning*.
- Rombach, R.; Blattmann, A.; Lorenz, D.; Esser, P.; and Ommer, B. 2022a. High-resolution image synthesis with latent diffusion models. In *Proceedings of the IEEE/CVF conference on computer vision and pattern recognition*, 10684–10695.
- Rombach, R.; Blattmann, A.; Lorenz, D.; Esser, P.; and Ommer, B. 2022b. High-resolution image synthesis with latent diffusion models. In *Proceedings of the IEEE/CVF conference on computer vision and pattern recognition*.



- Ruiz, N.; Li, Y.; Jampani, V.; Pritch, Y.; Rubinstein, M.; and Aberman, K. 2023. Dreambooth: Fine tuning text-to-image diffusion models for subject-driven generation. In *Proceedings of the IEEE/CVF conference on computer vision and pattern recognition*, 22500–22510.
- Schuhmann, C.; Beaumont, R.; Vencu, R.; Gordon, C.; Wightman, R.; Cherti, M.; Coombes, T.; Katta, A.; Mullis, C.; Wortsman, M.; et al. 2022. Laion-5b: An open large-scale dataset for training next generation image-text models. *Advances in Neural Information Processing Systems*, 35: 25278–25294.
- Shen, F.; Jiang, X.; He, X.; Ye, H.; Wang, C.; Du, X.; Li, Z.; and Tang, J. 2024. IMAGDressing-v1: Customizable Virtual Dressing. *arXiv preprint arXiv:2407.12705*.
- Song, J.; Meng, C.; and Ermon, S. 2020. Denoising diffusion implicit models. *arXiv preprint arXiv:2010.02502*.
- Wang, H.; Zhang, Z.; Di, D.; Zhang, S.; and Zuo, W. 2024a. MV-VTON: Multi-View Virtual Try-On with Diffusion Models. *arXiv preprint arXiv:2404.17364*.
- Wang, R.; Guo, H.; Liu, J.; Li, H.; Zhao, H.; Tang, X.; Hu, Y.; Tang, H.; and Li, P. 2024b. StableGarment: Garment-Centric Generation via Stable Diffusion. *arXiv preprint arXiv:2403.10783*.
- Wang, W.; Lv, Q.; Yu, W.; Hong, W.; Qi, J.; Wang, Y.; Ji, J.; Yang, Z.; Zhao, L.; Song, X.; et al. 2023. Cogvlm: Visual expert for pretrained language models. *arXiv preprint arXiv:2311.03079*.
- Xing, J.; Xu, C.; Qian, Y.; Liu, Y.; Dai, G.; Sun, B.; Liu, Y.; and Wang, J. 2024. TryOn-Adapter: Efficient Fine-Grained Clothing Identity Adaptation for High-Fidelity Virtual Try-On. *arXiv preprint arXiv:2404.00878*.
- Xu, Y.; Gu, T.; Chen, W.; and Chen, C. 2024. Ootdiffusion: Outfitting fusion based latent diffusion for controllable virtual try-on. *arXiv preprint arXiv:2403.01779*.
- xujie zhang; Li, X.; Kampffmeyer, M.; Dong, X.; Xie, Z.; Zhu, F.; Dong, H.; and Liang, X. 2023. WarpDiffusion: Efficient Diffusion Model for High-Fidelity Virtual Try-on. *arXiv:2312.03667*.
- Yang, Y.; Wang, W.; Peng, L.; Song, C.; Chen, Y.; Li, H.; Yang, X.; Lu, Q.; Cai, D.; Wu, B.; et al. 2024. LoRA-Composer: Leveraging Low-Rank Adaptation for Multi-Concept Customization in Training-Free Diffusion Models. *arXiv preprint arXiv:2403.11627*.
- Ye, H.; Zhang, J.; Liu, S.; Han, X.; and Yang, W. 2023. Ip-adapter: Text compatible image prompt adapter for text-to-image diffusion models. *arXiv preprint arXiv:2308.06721*.
- Zhang, L.; Rao, A.; and Agrawala, M. 2023. Adding conditional control to text-to-image diffusion models. In *Proceedings of the IEEE/CVF International Conference on Computer Vision*, 3836–3847.
- Zhang, X.; Lin, E.; Li, X.; Luo, Y.; Kampffmeyer, M.; Dong, X.; and Liang, X. 2024. MMTryon: Multi-Modal Multi-Reference Control for High-Quality Fashion Generation. *arXiv preprint arXiv:2405.00448*.
- Zhu, L.; Li, Y.; Liu, N.; Peng, H.; Yang, D.; and Kemelmacher-Shlizerman, I. 2024. M&M VTO: Multi-Garment Virtual Try-On and Editing. In *Proceedings of the IEEE/CVF Conference on Computer Vision and Pattern Recognition*, 1346–1356.
- Zhu, L.; Yang, D.; Zhu, T.; Reda, F.; Chan, W.; Saharia, C.; Norouzi, M.; and Kemelmacher-Shlizerman, I. 2023. TryOnDiffusion: A Tale of Two UNets. In *Proceedings of the IEEE/CVF Conference on Computer Vision and Pattern Recognition*.

## Supplementary Material

### Implementation details

In this section, we demonstrate how our framework is adapted to the SDXL and FLUX architectures.

**SDXL** We initialized the Denoising UNet as SDXL (SDXL version) and trained the model on 4 A100 (80G) GPUs for 90k steps with a batch size of 8. The LoRA rank is set to 64. The AdamW optimizer with a constant learning rate of  $1e-4$  is used. The resolution of training image pairs is  $1024 \times 768$ .

**FLUX** We initialized the Denoising UNet as FLUX.dev (Labs 2024) (FLUX version). We train the model on paired images with a resolution of  $768 \times 512$ . The LoRA rank is set to 32. The training was conducted on 8 A100 (80G) GPUs for 20k steps, with DeepSpeed (dee 2023) ZeRO-2 to reduce memory usage, at a batch size of 4 per GPU. We also utilized the AdamW optimizer with a fixed learning rate of  $1e-4$ .

### Additional Results

**SD1.5** To further demonstrate DreamFit’s capabilities, we illustrate additional results on our Internal benchmark in Figure 8. These results confirm DreamFit’s impressive generalization ability across diverse reference images. In addition, we also provide more stylized generation results in Figure 9.

**SDXL and FLUX** To further illustrate DreamFit’s scalability, we show additional results for SDXL and FLUX on the open benchmark, as depicted in Figure 10 and Figure 11. Compared to the SD1.5 version, the SDXL and FLUX versions exhibit superior generation quality. Moreover, we compared the performance of the SDXL and FLUX versions, as shown in Figure 12. The qualitative results demonstrate that the FLUX version significantly surpasses SDXL in preserving fine-grained textures and logos. We believe this is due to FLUX’s more powerful VAE and prior knowledge.

### Evaluation detail

**Human-Aligned evaluation detail** We employ GPT-4o-2024-05-13 (Achiam et al. 2023) for Human-Aligned Evaluation (HAE). The evaluation pipeline is illustrated in Figure 13. To design the evaluation prompts, we drew inspiration from DreamBench++ (Peng et al. 2024), making adjustments to the task definitions, scoring criteria, and scoring range to better suit the Garment-Centric Human Generation task. Figure 14 showcases output examples along with corresponding evaluation rationales for different scores. GPT-4o assigns scores on a scale from 0 to 4, which are then normalized to a range of 0 to 1 for quantitative evaluation purposes.

**Human evaluation detail** For human evaluation, we created a questionnaire for the garment-centric human generation task, as illustrated in Figure 15. We invited 100 volunteers to complete the questionnaire, which included 40 assignments. Specifically, Each assignment presented a reference image, and volunteers were asked to chose the image

with the highest texture consistency and realism from three options generated by different text prompt configurations: (1) a fixed text prompt, (2) a simple text prompt, and (3) text prompts rewritten by LMMs. The order of the generated results in each assignment was randomly shuffled.

### Societal impact

As the most generative approach, DreamFit can potentially be misused to create images that infringe on copyrights or privacy. Therefore, it’s important to advocate for the responsible use of the model.

### Limitations and future work

While our method demonstrates strong resource efficiency, it still incurs OOM (Out Of Memory) when we train the FLUX version at higher resolutions such as  $1024 \times 768$ , even with 8 A100 (80G) GPUs. In future work, we will concentrate on developing a more lightweight and high-quality method for garment-centric human generation. Additionally, we will apply our method to a wider range of conditional generation tasks, such as identity-preserving generation.

























Reference	Text	DreamFit	Reference	Text	DreamFit
	A woman in a beige ruffled blouse and high-waisted beige shorts stands confidently against a backdrop of a minimalist room.			A person wears the distressed denim overall dress,	
	A person is wearing a black and white striped shirt, standing in a vast green field with a single tree in the distance.			a person wearing a vibrant green shirt with brown patterns, reminiscent of the frog's skin	
	a person wearing a green avocado-patterned shirt, standing against a white background.			a person wearing a bright red watermelon-patterned shirt against a teal background.	
	A person is wearing a pink and purple striped shirt, paired with a matching skirt.			A person is wearing a vibrant, multi-colored shirt with intricate patterns,	
	A man in a sleek black suit paired with a blue tie.			A woman wears a striped black and white top paired with distressed gray denim shorts.	
	A woman in a light blue denim jumpsuit with button details stands against a white background.			A woman in a white dress with cherries and polka dots stands against a backdrop of green trees.	

Figure 8: More qualitative results at 768 resolution on internal benchmark.


























Reference	Text	3D Cartoon	Cartoon	Painting	Mango
	A woman with a short, cropped haircut wears a black t-shirt with a red and white chevron design				
	A woman with short hair wears a red and white Fila t-shirt paired				
	A woman with blonde hair and a light complexion wears a white t-shirt with 'The North Face' logo				
	A woman with a sleek hairstyle wears a black t-shirt with the text 'MSCH'				
	A woman wears a white t-shirt with a black 'Lee' logo.				
	A woman with wavy brown hair and a confident expression wears a rust-colored t-shirt with intricate lace detailing.				

Figure 9: Qualitative results of SDXL version at 1024 resolution on the Open benchmark. Please zoom in for more details.




Figure 10: Qualitative results of SDXL version at 1024 resolution on the open benchmark. Please zoom in for more details.

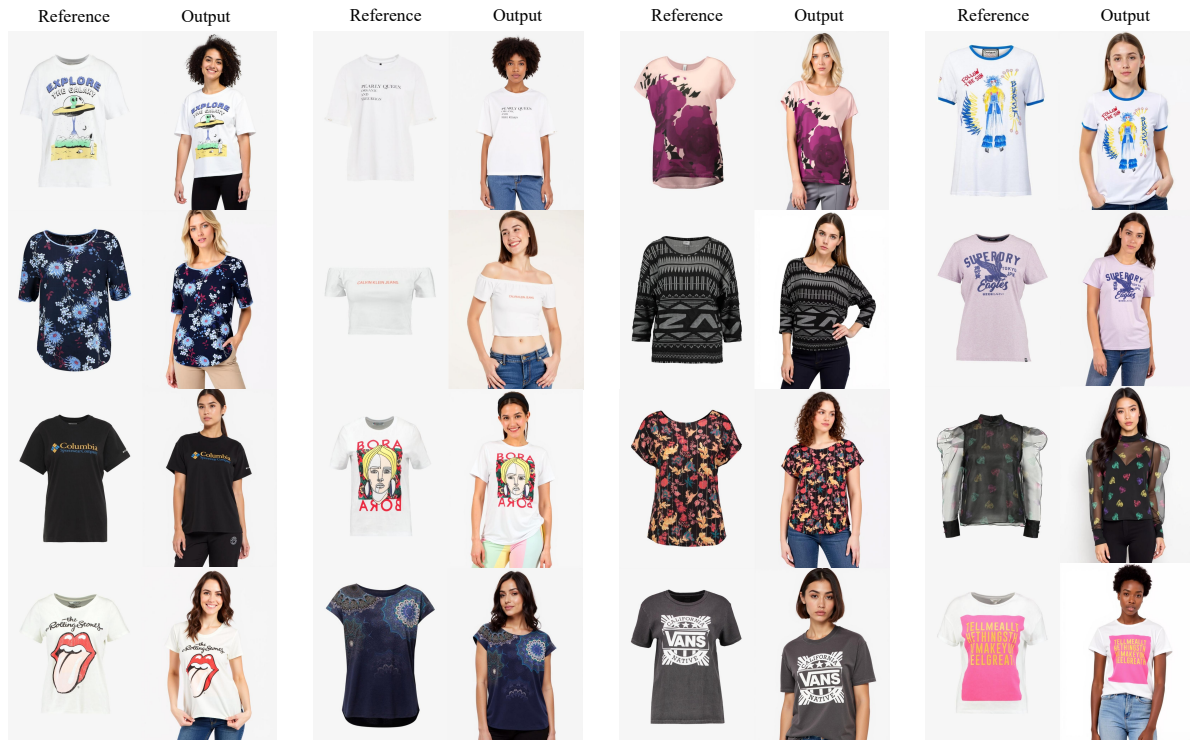


Figure 11: Qualitative results of FLUX version at 1024 resolution on the open benchmark. Please zoom in for more details.



Figure 12: Qualitative comparison results between SDXL and FLUX versions at 1024 resolution. FLUX version significantly outperforms SDXL in maintaining fine-grained textures and logos. Please zoom in for more details.

Users

**## Task Definition**  
 You will receive a human image generated based on a reference garment image.  
 As an experienced evaluator, your task is to evaluate the semantic consistency between the garment in the generated human image and the reference garment image, according to the scoring criteria.

**## Scoring Criteria**  
 People often use the following four visual features to determine whether the garment in the generated person image is consistent with the given reference garment image.  
 1. **Human:** There must be at least one person present in the generated person image. If there is no one, the score of this image will be very low.  
 2. **Shape:** Evaluate whether the garment outline, structure, and proportions in the generated human image match those of the reference garment image.  
 3. **Color:** Comparing the accuracy and consistency of the garment's main colors in the generated human image with those of the reference garment image. This includes saturation, hue, brightness, and whether the distribution of colors is similar to that of the garment in the reference image.  
 4. **Texture:** Focus on the local parts of the RGB image, whether the garment in the generated image effectively captures fine details in the reference garment image, such as logos, without appearing blurry, and whether it possesses the required realism, clarity, and aesthetic appeal.

**## Scoring Range**  
 You need to give a specific integer score based on the comprehensive performance of the visual features above, ranging from 0 to 4:  
 - Very Poor (0): No resemblance. The garment in the generated human image has no relation to the reference.  
 - Poor (1): Minimal resemblance. The garment in the generated human image falls within the same broad category but differs significantly.  
 - Fair (2): Moderate resemblance. The garment in the generated human image likeness to the reference with variations.  
 - Good (3): Strong resemblance. The garment in the generated human image closely matches the reference with only minor discrepancies.  
 - Excellent (4): Near-identical. The garment in the generated human image is virtually indistinguishable from the reference.

**## Input format**  
 Every time you will receive two images, the first image is a reference garment image, and the second image is the human image.  
 Please carefully review each image of the subject.

**## Output Format**  
 Score: [Your Score]  
 You must adhere to the specified output format, which means that only the scores need to be output, excluding your analysis process.

GPT

Yes, I understand the task. Here's a summary of the task and the plan for execution: I need to evaluate the semantic consistency between a reference garment image and a generated human image based on four visual features: Human presence, Shape, Color, and Texture. The evaluation will result in a score ranging from 0 to 4, reflecting the level of resemblance.

To evaluate the images, I plan to follow these steps:

1. **Human Presence Check**: Ensure there is at least one person in the generated image. If not, assign a low score.
2. **Shape Comparison**: Compare the outline, structure, and proportions of the garment in both images; Check if the garment in the generated human image fits naturally on the person.
3. **Color Comparison**: Evaluate the main colors, including saturation, hue, and brightness; Ensure the color distribution matches the reference.
4. **Texture Evaluation**: Examine the details and clarity, such as logos and patterns; Assess the realism and aesthetic appeal.

After analyzing these aspects, I will assign a score based on the overall performance of the generated human image in relation to the reference image. The score will reflect how similar the garment in the generated human image is to the reference, strictly adhering to the evaluation criteria provided.

My output format should be Score: [0-4].

Please provide me with the samples I need to evaluate.

Users

**Score: 4** **## Evaluation:**  
**Human Presence** - There is a clear presence of a person in the generated image.  
**Shape** - The garment worn by the person in the second image matches the shape and structure of the reference garment. The sleeves, neckline, and overall fit look similar to the reference image.  
**Color** - The colors are accurately depicted. The stripe pattern, base color, and the yellow accents at the neckline and sleeve cuffs are well-replicated.  
**Texture** - The detailed stripes and the fidelity of the garment's texture are well-maintained. The garment does not appear blurry and maintains its clarity and aesthetic appeal.  
 Given the strong resemblance in all aspects including human presence, shape, color, and texture, the generated image is virtually indistinguishable from the reference. Therefore, it merits an "Excellent" score.

Figure 13: The Human-Aligned evaluation pipeline. We utilize GPT-4o for conducting automated evaluations.








Reference	Output	Score	Reason
		4	..., the generated image is virtually indistinguishable from the reference
		3	..., Given the slight discrepancy in the length of the garment but accurate color and texture reproduction, ...
		2	..., The significant difference in the garment length influences the score, ...
		1	..., In the generated image, the garment has a deep V-neckline and a more fitted structure, which differs significantly from the reference garment shape and fit, ...

Figure 14: Visualized results of the outputs and evaluation reasons corresponding to different scores.

\*1. Given a reference image, considering aspects such as image realism, clothing shape, and texture restoration, please select the most effective result from the following three options.



- (A)
- (B)
- (C)

\*2. Given a reference image, considering aspects such as image realism, clothing shape, and texture restoration, please select the most effective result from the following three options.



Figure 15: interface of the questionnaire used to evaluate the impact of text prompts.