

DIVING INTO SELF-EVOLVING TRAINING FOR MULTIMODAL REASONING

Wei Liu^{*1} Junlong Li^{*2} Xiwen Zhang³ Fan Zhou² Yu Cheng⁴ Junxian He¹

¹The Hong Kong University of Science and Technology ²Shanghai Jiao Tong University

³Helixon Research ⁴The Chinese University of Hong Kong

{wliucn, junxianh}@cse.ust.hk lockonn@sjtu.edu.cn

Project Page: <https://mstar-lmm.github.io>

ABSTRACT

Reasoning ability is essential for Large Multimodal Models (LMMs). In the absence of multimodal chain-of-thought annotated data, self-evolving training, where the model learns from its own outputs, has emerged as an effective and scalable approach for enhancing reasoning abilities. Despite its growing usage, a comprehensive understanding of self-evolving training, particularly in the context of multimodal reasoning, remains limited. In this paper, we delve into the intricacies of self-evolving training for multimodal reasoning, pinpointing three key factors: *Training Method*, *Reward Model*, and *Prompt Variation*. We systematically examine each factor and explore how various configurations affect the training’s effectiveness. Our analysis leads to a set of best practices for each factor, aimed at optimizing multimodal reasoning. Furthermore, we explore the *Self-Evolution Dynamics* during training and the impact of automatic balancing mechanisms in boosting performance. After all the investigations, we present a final recipe for self-evolving training in multimodal reasoning, encapsulating these design choices into a framework we call M-STAR (Multimodal Self-evolving Training for Reasoning), which is universally effective for models with different sizes on various benchmarks, e.g., surpassing the pre-evolved model significantly on 5 multimodal reasoning benchmarks without using additional human annotations, as demonstrated on MiniCPM-V-2.5 (8B), Phi-3.5-Vision (4B) and InternVL2 (2B). We believe this study fills a significant gap in the understanding of self-evolving training for multimodal reasoning and offers a robust framework for future research. Our policy and reward models, as well as the collected data, is released to facilitate further investigation in multimodal reasoning.¹

1 INTRODUCTION

With the rapid advancement of Large Language Models, their reasoning abilities have improved significantly (Shao et al., 2024; Xin et al., 2024; Yang et al., 2024). This progress has been accompanied by a growing demand for more realistic and general reasoning capabilities. Multimodal reasoning, considered a fundamental skill in many real-world applications, such as intelligent agents (Liu et al., 2024c), robotics (Li et al., 2023; Liu et al., 2024b), and autonomous driving (Yang et al., 2023), exemplifies this trend. Multimodal reasoning requires Large Multimodal Models (LMMs) to understand various modalities beyond text. For example, visual mathematical reasoning (Lu et al., 2023) challenges models to analyze complex figures, diagrams, and charts, leveraging the provided information to perform reasoning tasks.

Despite these advances, the availability of human-annotated thought processes in multimodal scenarios remains limited, challenging the learning of multimodal reasoning. Consequently, self-evolving training, which utilizes model’s own generation ability to iteratively tune and improve itself without external annotated data, has emerged as an appealing candidate to facilitate reasoning abilities. While research on self-evolving training has primarily focused on the text-only settings (Hosseini et al., 2024; Sun et al., 2024; Shao et al., 2024), its application in the multimodal domain, especially for

^{*}Equal Contribution

¹<https://github.com/hkust-nlp/mstar>

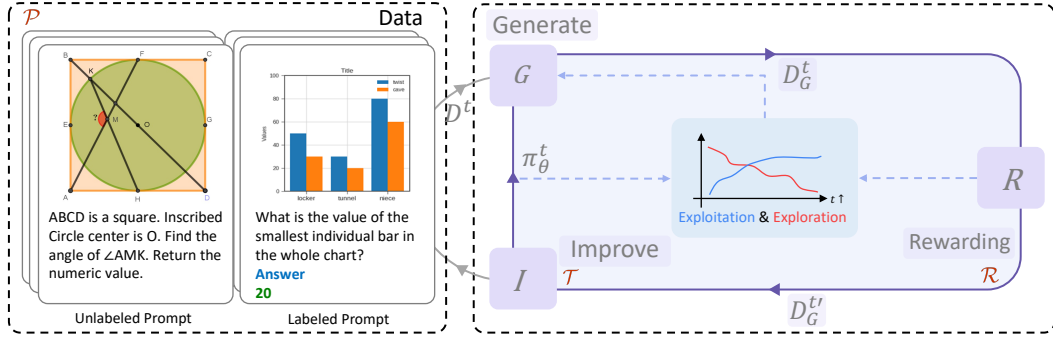


Figure 1: Overview of our self-evolving training framework for multimodal reasoning. We investigate the three essential design components of it, namely **Training method** (\mathcal{T}), **Reward model** (\mathcal{R}), and **Prompt variation** (\mathcal{P}). Orthogonal to the static factors, the **Dynamics of self-evolution** is also monitored, and provides control signals to the training process.

reasoning tasks, has been limited with only a few sporadic examples (Fang et al., 2024; Dubey et al., 2024; Deng et al., 2024), and a unified framework has yet to be established.

Inspired by the fact that self-evolving training can actually be formulated as a general reinforcement learning (RL) framework (§ 2), we first identify the three key components of self-evolving training in multimodal reasoning via the lens of RL, namely the **training method**, the use of **reward model** and the **prompt variation**, to build a clear and unified design space for searching the optimal strategies. Through massive controlled experiments, we (1) propose a continuous self-evolving training scheme that inherits optimizers states from the last iteration to reduce the gap towards full online learning and outperforms other iterative baselines (§3.2); (2) train the first multimodal, process-based reward model for multimodal reasoning and demonstrate its usefulness in further enhancing performance (§3.3); and (3) find that adding more unlabeled queries helps only when having perfect reward signals (e.g., the oracle groundtruth answers), and it hurts the performance if the reward model does not generalize well on unseen data (§3.4).

Orthogonal to the static factors above, we also dive into the dynamic evolving process of the model, namely the **dynamics of self-evolution** to see how model’s behavior changes during the training. We find that although the model performance of greedy decoding increases, its exploration potential keeps decreasing through the training (§4.1), then we introduce a mechanism to dynamically adjust the sampling temperature during training to balance exploration and exploitation (§4.2), as shown in Figure 1.

Combining all the recipes concluded through separate, controlled studies, we propose our self-evolving training algorithm named as M-STAR (**M**ultimodal **S**elf-evolving **T**raining for **R**easoning). Our experimental results on 5 different multimodal reasoning benchmarks, including MathVista, M3CoT, MMStar, MMBench and AI2D, show that this strategy, which incorporates both optimized static design choices and dynamic adjustments, effectively mitigates exploration loss during training and further enhances performance universally for models with different sizes such as MiniCPM-V-2.5 (8B), Phi-3.5-Vision (4B) and InternVL2 (2B).

2 OVERVIEW OF SELF-EVOLVING TRAINING FOR MULTIMODAL REASONING

Self-evolving training can be modeled as a general framework of reinforcement learning, where various algorithms can be formulated as a specific instantiation of RL, such as PPO (Schulman et al., 2017), STaR (Zelikman et al., 2022), ReST (Gulcehre et al., 2023) and ReST^{EM} (Singh et al., 2023). Specifically, given a reward function \mathcal{R} , the objective of self-evolving training is to train the policy model π_θ to maximize expectation of reward \mathcal{R} :

$$\pi_\theta = \arg \max_{\pi_\theta} \sum_i^L \mathbb{E}_{x, o \sim \mathcal{D}, \hat{y}_i \sim \pi_\theta[\cdot|x, o]} [\mathcal{R}(\hat{y}_i)], \quad (1)$$

where x, o represent the query and image in the given training data \mathcal{D} , while \hat{y}_i is a response sampled from the current policy model π_θ . This standard RL objective, however, can be unstable to optimize and difficult to scale up, thus a popular algorithm adopted by recent works is to decouple the response rollout $\hat{y}_i \sim \pi_\theta[\cdot|x, o]$ and policy improvement into separate offline stages (Gulcehre et al., 2023; Singh et al., 2023): (1) *Generate*: the current policy model generates new responses $\hat{y}_i \sim \pi_\theta[\cdot|x, o]$; and (2) *Improve*: using the rewards to select certain responses from the Generate step, which are then used to train the policy model with a standard supervised fine-tuning (SFT) loss. This way, the algorithm resembles Rejection Fine-Tuning (RFT, Yuan et al. (2023)) as it filters out negative responses in a hard manner. Both steps are performed iteratively to strike a tradeoff between offline and online training. In many tasks such as mathematical problem-solving, there exists a unique, ground-truth answer a^* which is utilized in the reward function, for example, Singh et al. (2023) directly adopts exact match to compute a binary reward by comparing \hat{y} and a^* . In such an iterative training procedure, the objective at iteration t is to obtain an improved policy model π_θ^{t+1} :

$$\pi_\theta^{t+1} = \arg \max_{\pi_\theta^t} \sum_i^L \mathbb{E}_{x, o, a^* \sim \mathcal{D}, \hat{y}_i \sim \pi_\theta^t[\cdot|x, o]} [\mathcal{R}(a^*, \hat{y}_i)], \quad (2)$$

where the ground-truth answer input a^* to the reward function \mathcal{R} can be empty, for example, when dealing with unlabeled inputs, and then a reward model will be necessary to score \hat{y}_i .

The Design Spaces There are different design choices to model and implement Eq. 2, for example, the design of reward function \mathcal{R} and whether to incorporate additional unlabeled inputs without a^* into training. Additionally, the training algorithms to perform this iterative process vary as well. For example, while Gulcehre et al. (2023); Xu et al. (2024b) initialize the model from the last checkpoint at each iteration, Zelikman et al. (2022); Singh et al. (2023) argue that initializing from the beginning checkpoint reduces overfitting and gives better performance empirically. Next, we investigate these three design spaces, *training method*, *reward model*, and *prompt variation*, aiming to summarize the best practices for each factor to facilitate multimodal reasoning learning.

3 DIVING INTO SELF-EVOLVING DESIGN COMPONENTS

In this section, we explore the three key components of self-evolving training, examining various strategies within each. We begin by outlining the general setup (§3.1), followed by a comprehensive analysis of each component to identify the best practices for multimodal self-evolution (§3.2-§3.4).

3.1 GENERAL SETUP

Model We base our main exploration on MiniCPM-V-2.5 (8B) (Yao et al., 2024), and we also validate the final design choice for each component on two extra models with different sizes: Phi-3.5-Vision (4B) (Abdin et al., 2024) and InternVL-2 (2B) (Chen et al., 2024c). The details of these models can be found in Appendix A. To make the analysis process easier to understand, we mainly present the results of MiniCPM-V-2.5 in this section, while we include the results of the other models in §4.2.

Datasets We utilize MathV360K (Shi et al., 2024), a high-quality and diverse multimodal reasoning dataset as our seed training dataset. Specifically, we downsample half of the examples (180K) from it to serve as our labeled training set, while setting aside the remaining half as a unlabeled training set by not using the answers in it. For evaluation, we split 750 samples from the unlabeled part of MathV360K as the in-domain (ID) testset. For our out-of-domain (OOD) testset we use the `testmini` split of MathVista (Lu et al., 2023), a widely recognized comprehensive benchmark encompassing a wide range of multimodal reasoning tasks, including visual question answering, figure-based question answering, science question answering, and more. We also keep a non-overlapping 250 samples from MathV360K as the global validation set in training.

Warm-Up Phase to Unlock the Chain-of-Thought (CoT) Capability of LMMs In our preliminary experiments, we found that open-source LMMs would directly output the answer given the query, while struggling to produce detailed chain-of-thought (CoT) reasoning processes. This may

originate from the the scarcity of high quality rationales in most existing multimodal SFT training datasets (Masry et al., 2022; Shi et al., 2024), which limits the ability of open-source LMMs to generate detailed, step-by-step reasoning. Self-evolving training, however, requires responses with varying intermediate steps to allow models to learn effectively from on-policy data. To address this issue, we initiate a warm-up phase as the first step before self-evolving training. Instead of prompting the model to answer questions directly, we prompt it to generate intermediate reasoning steps for a given triplet (question, image, and answer). For each triplet, we ask models to rollout 16 samples with temperature = 1.0. We then filter out results where the final answers do not match the ground truth and sample 100K from the generated dataset to create a warm-up CoT dataset \mathcal{D}_w with correct answers. Finally, we fine-tune our models on this dataset, treating it as a standard RFT process. Our iterative self-evolving training process will then start from this model checkpoint after the warm-up training. For the prompt during the warm-up phase, please refer to Appendix B for more details.

Main Training Settings We adopt most of the training settings from Yao et al. (2024) (see Appendix C), using a constant learning rate of $1e-6$ and training for 10K steps across all experiments. During all rollout phases in training, we sample 16 responses per query and set the sampling temperature to 1.0. Unless explicitly stated otherwise, we follow existing practices (Singh et al., 2023; Zelikman et al., 2022) and only use the labeled training data.

3.2 TRAINING METHODS

As described in §2, there are multiple variants on how we would train to update the policy model. Previous works mainly vary the model initialization factor, where at the “Improve” step, the model can be initialized from either the last checkpoint (Xu et al., 2024b; Pang et al., 2024) or the beginning checkpoint before the first iteration (Zelikman et al., 2022; Singh et al., 2023). Besides model initialization, in this work, we introduce new variants of iterative self-evolving through delving into the gap between iterative training and online RL – concretely, when the iteration interval is small, the checkpoint at each iteration is initialized from one from the last iteration, and the optimizer as well as the learning rate scheduler is inherited between iterations, then iterative training becomes an online RL algorithm. Therefore, we propose **Continuous Self-Evolving**, a new iterative self-evolving training variant that represents a smoother interpolation between iterative training and online training. In continuous self-evolving training, we inherit the optimizers as well as the learning rate schedulers from the last iteration besides inheriting the model checkpoint, so that the optimization is continuous and closer to purely online learning algorithms. This way, we only have a global optimizer and learning rate scheduler essentially across the entire iterative training process. We also analyze the *iteration interval* effect in continuous self-evolving, which is defined as the training queries passed for one iteration – we specifically study the effect of having a shorter iteration interval, which stands in contrast to the common practice that adopts a long iteration interval to process all the data queries for one iteration.

Setup We perform controlled experiments to study the effect of different training methods, thus in this experiment we use the labeled dataset only and simply adopt the binary exact-match reward between ground-truth answer a^* and the generated answer. We compare with the most common iterative self-evolving algorithms ReST^{EM} (Singh et al., 2023) and iterative RFT, which are specific instantiations of our training methods design space. To study the effect of iteration interval in the proposed continuous self-evolving, we experiment with different percentage of all the queries per iteration, varying from [6.25%, 12.5%, 25%, 50%, 100%].

Results Table 1 presents the experimental results of various training methods. Overall, initializing training from the last policy model checkpoint π_o^t and maintaining a continuous optimization process contribute most significantly to the effectiveness of self-evolving training, particularly on MathVista. Continuous self-evolving achieves the best performance both on the in-domain MathV360K test set, with 43.1%, and on the OOD test set, MathVista, with 57.2%. We also see the importance of maintaining a proper interval to traverse the data queries. With a large interval, the training method becomes closer to an offline one, and the model cannot get timely updates on data matching its current output distribution. On the other hand, switching over the *Improve* and *Generate* steps too frequently makes the learning process unstable, leading to a lower score, especially on the in-domain test set. The strategy of continuous self-evolving with proper intervals also works for other smaller

Table 1: Accuracy results (%) of self-evolving training using various training methods and iteration intervals. Iteration Interval (#) stands for the ratio of data we traverse in one iteration, and we also record the number of corresponding queries. \mathcal{M} represents the policy model from which training is initialized in each iteration. \mathcal{O} denotes whether the optimization process is continuous, i.e., the optimizer states and lr scheduler are inherited from the last checkpoint. Please refer to Table 4 to check the full results on all sub-tasks of MathVista.

Method	\mathcal{M}	\mathcal{O}	Iteration Interval (#)	MathV360K	MathVista
MiniCPM-V-2.5	-	-	-	13.6	52.4
+warmup	-	-	-	38.8	52.6
SFT	-	-	-	44.3	54.8
Iterative RFT	π_{θ}^t	×	100%(180K)	42.3	55.7
Rest ^{EM}	π_{θ}^0	×	100%(180K)	42.3	55.1
			100%(180K)	42.2	56.7
			50%(90K)	43.1	56.2
			25%(45K)	43.1	57.2
Continuous Self-Evolving	π_{θ}^t	✓	12.5%(22K)	42.3	56.1
			6.25%(11K)	41.0	56.8

models, as shown in Table 4 compared with representative baselines, indicating its effectiveness and generalizability across different model sizes.

3.3 REWARD MODELS

In self-evolving training, the most common approach to reward function design uses a binary reward $\mathcal{R}(\hat{y}_i) = \mathbb{1}(\hat{a}_i = a^*)$, where \hat{a}_i is the predicted answer inside \hat{y}_i and incorrect responses are filtered out to maximize rewards. While effective, this sparse binary reward has limitations. It overlooks the quality of the intermediate reasoning steps within a response. Additionally, reward models trained from equal or higher capacity models than the policy model (Fried et al., 2022; Wang et al., 2024; Sun et al., 2024) can provide richer signals to improve the policy model’s learning.

In this section, we introduce a Process Reward Model (PRM) (Lightman et al., 2023; Wang et al., 2024) for multimodal reasoning—the first of its kind, to our knowledge—and explore how integrating PRM can enhance reward design and whether it can improve policy model learning in self-evolving training for multimodal reasoning. To incorporate the reward scores into the objective of self-evolving training, the reward function is reformulated as:

$$\mathcal{R}(\hat{y}_i) = \mathcal{H}(\mathbb{1}(a^* = \hat{a}_i) \times \mathcal{R}_p(\hat{y}_i)) \quad (3)$$

$$\mathcal{R}_p(\hat{y}_i) = \min(f(s_i^0), f(s_i^1), \dots, f(s_i^m)) \quad (4)$$

Here, \mathcal{H} is an operation that processes responses based on the final reward scores, where we ensure all responses are correct by matching the ground truths, and $\mathcal{R}_p(\hat{y}_i)$ represents the process reward score for each sampled response. The function $f(s_i^k)$ denotes the reward score at each intermediate step. Following Lightman et al. (2023), we use the min operation to aggregate stepwise rewards.

Setup We conduct controlled experiments to assess the impact of incorporating the Process Reward Model (PRM) into self-evolving training and explore how best to utilize the reward signals provided by PRM. Notably, before applying PRM, responses are pre-filtered based on their final answers to ensure consistency and quality during training. To train our PRM, we use Monte Carlo rollouts starting from prefixes with partial reasoning steps (Wang et al., 2024) to generate the training data. Specifically, we sample 16 responses per question and complete each step 8 times to obtain step-level annotations. For additional details on the training process of our PRM, please refer to Appendix D. We evaluate two different \mathcal{H} operations: (1) Top-K: Pick the top-K correct responses according to their reward scores, and (2) Filtering by a Threshold α : Filtering out sampled responses with lower aggregated rewards than α . The optimal value of α is 0.2 which is determined by enumerating it with an interval of 0.1 on the validation set. Additionally, we investigate how varying the value of K in Top-K affects training, as it represents a trade-off between the quality and diversity of the samples. According to §3.2, we fix training methods as continuous self-evolving with 45k interval and set continuous self-evolving, with or without randomly selected correct responses as our baselines.

Table 2: The results of self-evolving training with PRM and different strategies to leverage reward scores. \mathcal{H} stands for the method to further pick out high-quality responses from the correct rollouts: (1) Top-k is we select K correct responses with highest rewards, and (2) $> \alpha$ is we pick out the correct responses with reward scores larger than α . Please refer to Table 4 to check the full results on all sub-tasks of MathVista.

Method	\mathcal{H}	PRM	MathV360K	MathVista
Continuous Self-Evolving + Random Selection	-	×	43.1	57.2
	Random-2	×	41.0	55.5
+PRM-based Selection	$> \alpha$		43.8	57.5
	Top-1	✓	43.0	59.0
	Top-2		45.3	59.2
	Top-4		44.0	58.4

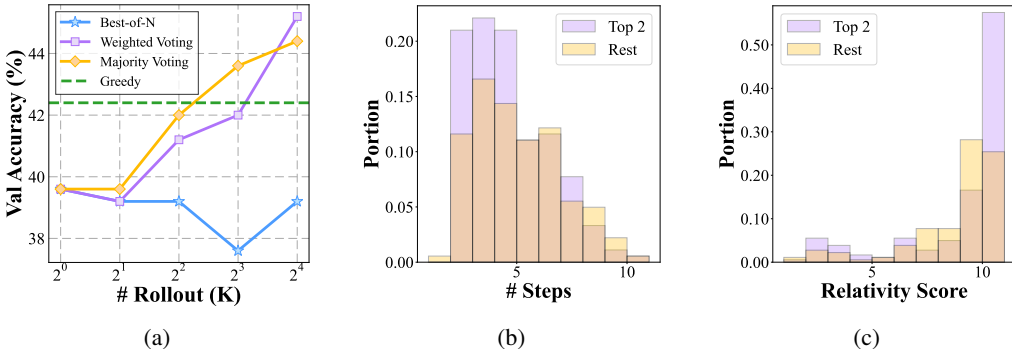


Figure 2: (a): Accuracy on the val. set of greedy decoding and three selection strategy across different numbers of rollouts; (b)/(c): Distribution of average # of steps and average relativity score annotated by GPT4-o of Top 2 and the rest responses re-ranked by rewards, we only calculate on correct ones.

Results Table 2 presents the results of integrating the PRM into self-evolving training, along with the impact of different \mathcal{H} choices. Continuous Self-Evolving with PRM using Top-2 achieves the best performance in both the ID and OOD tests, with scores of 45.3% and 59.2%, respectively. Compared to training without PRM, most instances of self-evolving training with PRM show improved performance, especially in the OOD test. Interestingly, randomly selecting a subset of correct responses actually leads to worse performance than continuous self-evolving, suggesting that even correct answers can be noisy. Random selection may increase the proportion of these noisy samples, undermining the effectiveness of self-evolving training.

In terms of leveraging PRM, we found that using Top-K with a moderate number of responses—a re-ranking operation to select K correct responses with the highest-quality intermediate steps—outperforms filtering by a threshold. The results also highlight the importance of balancing the quality and diversity of sampled responses in self-evolving training. Selecting $K = 2$ strikes this balance well, ensuring both response diversity and high-quality reasoning steps for each question. Similar to the results in §3.2, we also see improvement when involving PRM on smaller models in Table 4.

What makes PRM work for self-evolving training? To pursue deeper insights into the role of PRM in self-evolving training, we conduct an analysis presented in Figure 2. Based on the experimental results from §3.3, we explore PRM’s impact from two key perspectives: (1) Can PRM help the model to select out correct responses among different numbers of rollouts? (2) How different are the Top 2 and the rest correct solutions re-ranked by reward scores? We use the first checkpoint after warmup π_θ^0 as policy model to sample 16 responses for each question in the validation set with temperature=1.0 and reveal the behaviors of PRM in these samples.

We evaluate the verification ability of our PRM using two metrics, Best-of-N (BoN) and weighted voting (Sun et al., 2024), which are commonly employed to assess the performance of reward models.

Surprisingly, as shown in Figure 2a, our PRM underperforms in both metrics. Notably, BoN and weighted voting yield worse results than vanilla majority voting when $N < 16$. We speculate that this is due to the lack of high-quality step-level annotations compared to text-only reasoning tasks. These findings suggest that our PRM is not an effective **verifier**.

To understand why our PRM can still significantly contribute to self-evolving training despite its weaker verification abilities, we analyzed the distribution of other metrics for the top-2 selected responses compared to other correct responses. We approached this from two perspectives: the average number of reasoning steps, and how much a response is directly relevant to the question annotated by GPT-4o (see Appendix E), since we do not find incorrect steps but find some irrelevant steps after randomly checking some examples. As shown in Figures 2b and 2c, the responses re-ranked by our PRM generally have fewer reasoning steps and more relevant to the query. This highlights the **precision** of our PRM in recognizing genuinely high-quality responses. Therefore, our PRM acts as an effective **reranker**, precisely identifying top-quality responses. This precision is especially critical in self-evolving training, where responses are already filtered by ground-truth answers, and the ability to accurately assess the quality of reasoning steps becomes vital.

In addition to the aforementioned analysis, we also investigate why leveraging α to filter responses with lower reward scores performs worse than Top-K. The results indicate that, even with the optimal threshold value determined from the validation set, it tends to either retain or filter out all responses for each query, which reduces diversity and makes the learning process more challenging. This further supports the conclusion that **our PRM performs better as a Reranker than as a Verifier**.

3.4 PROMPT VARIATION

In this section, we explore how prompt variation affects self-evolving training. There are two primary types of prompts: labeled prompts and unlabeled prompts. Labeled prompts come with annotated ground truth answers, which can be used to filter out incorrect responses during training. In contrast, utilizing unlabeled prompts in self-evolving training is more challenging due to the absence of ground truth annotations. To maintain the quality of unlabeled prompts in training, surrogates like reward scores or pseudo labels must be employed. Meanwhile, unlike labeled prompts, unlabeled prompts are not trained in SFT period, which increases the difficulty of learning for policy models.

Skylines: Unlabeled Prompts with Oracle Reward Signals The coupling of these additional factors introduces complexity, making the effective use of unlabeled prompts less predictable. To dissect these factors, we start by establishing a baseline with “skyline” experiments, where both the unlabeled prompts and their ground truth answers are available but not used during the SFT phase. These unlabeled prompts with oracle reward signals serve as an intermediate difficulty between fully unlabeled and labeled prompts, providing insight into the challenges of training with unlabeled data.

Unlabeled Prompts We incorporate unlabeled prompts into self-evolving training. To ensure the quality of sampled responses for these prompts, we use weighted voting to ensemble the predictions from different responses, treating the ensembled prediction as a pseudo label \tilde{a} . This pseudo label is then used to filter out responses with conflicting predictions, ensuring consistency. Following the best practices outlined in §3.3, we apply PRM as a reranker to select the top-2 responses among those with the predicted answer \tilde{a} . These unlabeled prompts are then mixed with labeled prompts for self-evolving training. Additionally, since learning from unlabeled prompts is more challenging for policy models, we investigate the optimal stage to introduce them into training to better understand their impact on model performance. We maintain a training interval of 45k prompts and adjust when unlabeled prompts are introduced into the self-evolving training process. Specifically, we introduce unlabeled prompts after [0%, 25%, 50%, 75%] of the total training process.

A Glimpse at Unlabeled Prompts: Potential Efforts to Make Them Effective Table 3 presents the results of incorporating unlabeled prompts with and without oracle reward signals. When training relies solely on oracle reward signals without integrating the PRM, continuous self-evolving with unlabeled prompts outperforms standard continuous self-evolving trained only on labeled prompts in the out-of-domain test but underperforms in the in-domain test. This indicates that additional prompts help the model generalize better to underrepresented questions but also increase the risk of forgetting previously learned information.

However, after combining with our PRM, all policy models perform worse than our best model trained exclusively on labeled prompts in both benchmarks, even when oracle reward signals are provided. Based on the analysis in §3.3, this occurs since our PRM is unable to verify responses without ground-truth answers, and its generalization remains a concern.

When examining the timing for introducing unlabeled prompts, we find that adding them from the beginning helps mitigate the negative impact on model performance, compared to introducing them midway through the process. However, when unlabeled prompts are introduced later in the training process, they participate less in the overall training, leading to better results simply due to their limited involvement. This suggests that, without sufficient surrogate supervision (e.g., reward signals), introducing unlabeled prompts during the middle stages of self-evolving training can harm the process, potentially causing a deviation in the policy model’s distribution.

Table 3: Results of involving unlabeled data. $T_{\text{mix in}}$ denotes when to mix in the unlabeled data. The use of PRM follows §3.3, except we first get a pseudo “ground truth” through weighted voting on unlabeled prompts.

Oracle	PRM	$T_{\text{mix in}}$	MathV360K	MathVista
-	×	-	43.1	57.2
-	✓	-	45.3	59.2
✓	×	0%	42.5	58.2
✓	✓	0%	42.9	59.1
×	✓	0%	43.3	58.2
×	✓	25%	42.4	57.6
×	✓	50%	42.9	58.2
×	✓	75%	45.0	58.8

4 DYNAMICS OF SELF-EVOLUTION AND THE FINAL RECIPE

So far, we have explored the impact of three pivotal factors within our design space, leading to established best practices for learning multimodal reasoning – we adopt continuous self-evolving training coupled with a reward model to help data selection as described in §3.3, and we perform the training process on SFT datasets with final answer annotations. In this section, we delve even deeper into the current self-evolution strategy to better understand the bottlenecks. Instead of analyzing from a design space perspective as previously, we now fix the design parameters and focus exclusively on the training dynamics during the model’s self-evolution. This shift in focus allows us to examine the process from an orthogonal angle, providing further insights into the underlying mechanisms that drive or impede progress in multimodal reasoning capabilities.

4.1 MONITORING THE TRAINING DYNAMICS

Intuitively, two critical conditions must be met for the success of self-evolving training: (1) the presence of high-quality candidate responses generated by the model, otherwise self-evolving will not work no matter how strong the reward is; and (2) the reward function’s ability to effectively distinguish and prioritize these high-quality responses. These conditions align with the traditional reinforcement learning concepts of *exploration* and *exploitation*. Apparently, both exploration and exploitation capabilities are dynamic targets in self-evolving training, as the policy model evolves and the distribution of rollout responses changes with each iteration. To better understand these training dynamics, we propose tracking and visualizing four metrics:

- *Greedy Accuracy*: the model’s accuracy with greedy decoding. We track this metric for reference to compare with other metrics.
- *Pass@K Accuracy*: the percentage of samples for which the model produces at least one correct response when sampling K candidates. This metric measures the model’s exploration ability.
- *(Pass@K - Greedy) Accuracy*: the difference between Pass@K and Greedy accuracy. Typically, Pass@K is an upper bound of Greedy Accuracy, and the gap roughly reflects the percentage of samples where the model, while failing in greedy decoding, can generate a correct response when sampling more candidates. This gap is crucial for the success of self-evolving training—a zero gap indicates that the model fails to explore correct responses for the current failure cases, suggesting that further training is unlikely to yield significant improvement.
- *Reward-Pass@2*: the percentage of samples for which there exist correct responses among the top 2 responses ranked by the reward model. This metric directly reflects the exploitation efficacy of the reward model for the current policy. We choose Pass@2 since our training strategy involves selecting the top 2 responses using the reward model (§3.3).

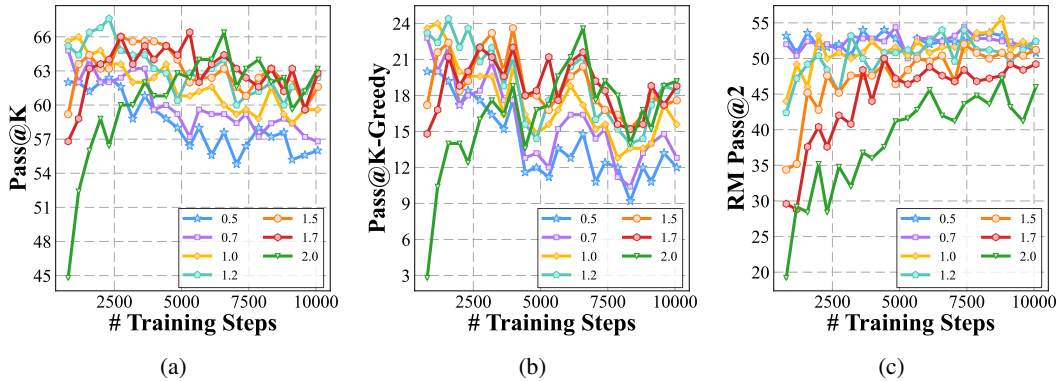


Figure 4: **(a)**: Pass@K decreases for all different temperatures; **(b)**: The gap between Pass@K and Greedy Decoding; **(c)**: The Reward-Pass@2 saturates quickly. All metrics, including the greedy decoding accuracy, are calculated on validation set.

Specifically, after each training iteration of our current optimal strategy, we sample 16 responses from the model checkpoint on the validation set, with the temperature range set to $t = [0.5, 0.7, 1.0, 1.2, 1.5, 1.7, 2.0]$. We analyze with varying temperatures as temperature is a key hyperparameter for the generation diversity and model’s exploration.

Results: Figure 3 shows a clear trend where, as training progresses, the Pass@K metric continuously declines while greedy accuracy improves. This pattern indicates the loss of exploration ability, which hampers the model’s potential for continuous improvement and may lead to performance saturation. These observations are consistent with findings in text-only settings as reported by Wu et al. (2024). In Figure 4a we analyze Pass@K accuracy at various temperatures and observe a significant trend: despite a general decay in exploration ability, larger temperatures tend to resist this decline more effectively, allowing the model to maintain a stronger ability to explore in the mid to late stages of training. This observation suggests that the optimal temperature for training may need to be dynamically adjusted throughout the self-evolving process, rather than being fixed at the outset as is currently common practice. In Figure 4b we plot the (Pass@K - Greedy)

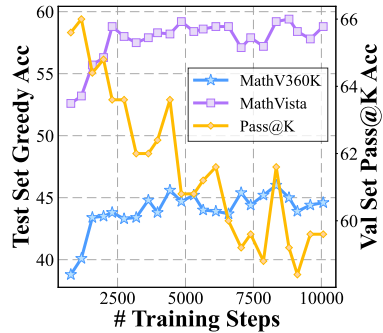


Figure 3: The opposite trend of Greedy Decoding Accuracy and Pass@K.

accuracy, this phenomenon becomes even more pronounced, indicating that the model’s exploration during training is converging to greedy decoding. Additionally in Figure 4c, we observe that the Reward-Pass@2 metric initially increases but quickly reaches a plateau, indicating that the reward model’s capacity to exploit further diminishes as training progresses. This limitation could be due to both the reduced exploration ability and the inherent constraints of the reward model. Next, we fix the reward model as a control variable and ask, **how can we enhance exploration to allow the reward model to exploit more effectively?**²

4.2 M-STAR– FINAL RECIPE WITH OPTIMAL DESIGN CHOICES & ADAPTIVE EXPLORATIONS

Reward-Pass@2 closely relates to the effectiveness of our self-evolving training strategy since our method selects top responses ranked by the reward model, and Reward-Pass@K directly reflects the quality of these 2 responses.³ While Reward-Pass@2 naturally measures exploitation when the policy

²While improvements to the reward model could also enhance Reward-Pass@2, we reserve it for future work.

³We note that there is a slight mismatch between Reward-Pass@2 and our training strategy, as we pre-filter responses using the ground-truth answer before the reward model reranks them. Ideally, a more aligned metric would measure the CoT reasoning quality of the top 2 responses, both containing correct answers. Given that there is no reliable method to score the quality of the thought processes, we consider Reward-Pass@2 as a reasonable approximation which turns out to be effective empirically.

Table 4: Full analysis of MathVista. Task types: FQA: figure question answering, GPS: geometry problem solving, MWP: math word problem, TQA: textbook question answering, VQA: visual question answering. We highlight the relative improvement of M-STAR over the pre-evolved model, i.e., the “+warmup” row.

Model	ALL	FQA	GPS	MWP	TQA	VQA
<i>MiniCPMV-2.5</i>						
MiniCPMV-2.5	52.4	59.2	44.7	50.5	53.8	48.0
+warmup	52.8	58.4	47.1	57.0	53.8	45.8
SFT	54.7	58.7	50.5	56.5	55.7	50.8
Iterative RFT	55.7	59.1	49.5	65.6	55.1	48.0
Rest ^{EM}	55.1	58.0	49.5	64.5	55.1	47.5
Cont. Self-Evolving	57.2	57.6	56.3	65.1	57.0	49.7
+PRM Re-Rank	59.2 _{↑ 6.4}	59.1 _{↑ 0.7}	61.1 _{↑ 14}	68.3 _{↑ 11.3}	55.1 _{↑ 1.3}	51.4 _{↑ 5.6}
M-STAR (<i>Reward-Pass@2</i>)	59.5 _{↑ 6.7}	59.5 _{↑ 1.1}	59.1 _{↑ 12}	65.6 _{↑ 8.6}	58.9 _{↑ 5.1}	54.2 _{↑ 8.4}
<i>Phi-3.5-vision</i>						
Phi-3.5-vision	46.5	58.7	36.5	36.0	56.3	41.9
+warmup	49.3	55.8	42.8	53.2	55.1	38.0
SFT	49.5	53.9	52.9	52.7	49.4	35.8
Iterative RFT	50.2	58.4	41.4	50.0	55.7	43.0
Rest ^{EM}	50.5	56.8	46.6	49.5	58.9	39.7
Cont. Self-Evolving	51.1	56.1	48.6	55.9	52.5	40.2
+PRM Re-Rank	53.2 _{↑ 3.9}	56.9 _{↑ 1.1}	51.9 _{↑ 9.1}	60.8 _{↑ 7.6}	55.1 ₀	39.7 _{↑ 1.7}
M-STAR (<i>Reward-Pass@2</i>)	54.5 _{↑ 5.2}	56.9 _{↑ 1.1}	56.7 _{↑ 13.9}	57.5 _{↑ 4.3}	55.1 ₀	44.7 _{↑ 6.7}
<i>InternVL2-2B</i>						
InternVL2-2B	46.4	53.2	45.2	33.3	50.0	48.0
+warmup	47.6	52.4	54.8	46.2	43.7	36.9
SFT	41.9	37.5	40.4	49.5	32.3	50.8
Iterative RFT	47.5	49.8	57.7	52.1	41.8	32.4
Rest ^{EM}	47.9	49.4	54.8	51.1	51.3	31.3
Cont. Self-Evolving	48.4	53.2	50.5	56.5	40.5	37.4
+PRM Re-Rank	48.8 _{↑ 1.2}	52.0 _{↓ 0.4}	55.8 _{↑ 1}	52.1 _{↑ 5.9}	45.6 _{↑ 1.9}	35.2 _{↓ 1.7}
M-STAR (<i>Reward-Pass@2</i>)	50.3 _{↑ 2.7}	49.4 _{↓ 3}	57.2 _{↑ 2.4}	65.0 _{↑ 18.8}	42.4 _{↓ 1.3}	35.2 _{↓ 1.7}

is fixed, the absolute value of this metric actually encapsulates both exploration and exploitation – its value would be low if the model fails to explore high-quality candidates.

Therefore, we hypothesize that enhancing the Reward-Pass@K scores for the current iteration through varied configurations could potentially improve the efficacy of self-evolving training. We fix reward model as a control variable and focus on modifying the model’s exploration capabilities to achieve this objective. Analysis in §4.1 suggests that the temperature, which is crucial for exploration, may require dynamic adjustment. Thus we propose to adjust the temperature automatically at each iteration based on the validation Reward-Pass@2 scores. This aims to optimize exploration so that the selected responses are of higher quality, potentially enhancing overall training effectiveness.

Specifically, we adjust the temperature per two iterations, and pick the temperature from 0.3 to 1.6 with interal 0.1 automatically with maximum validation Reward-Pass@2 scores. The optimal design choices outlined in §3, combined with our adaptive exploration strategy, form our final recipe for multimodal self-evolving training for reasoning, M-STAR. For experiments on Phi-3.5-vision and InternVL2, considering the limited capacity of these models and the computational cost, we utilized both the warmup data and multimodal PRM based on MiniCPM-V-2.5.

Full Results Table 4 presents the results of our final approach as well as the comparison with representative baselines for all three models. We also demonstrate the performance on all sub-tasks of MathVista for a detailed and fine-grained analysis. We can see that by incorporating the dynamics of Reward-Pass@2, which balances both exploration and exploitation, our final recipe achieves the highest results for all of the 3 backbone LMMs and the improvement is generally consistent across all sub-tasks. In addition to overall trend, we observe that self-evolving training based on larger models

Table 5: Performance of M-STAR compared with baselines and methods considering only static components. We highlight the relative improvement of M-STAR over the pre-evolved model, i.e., the “+warmup” row. For benchmark with suffix “-R”, we follow Xu et al. (2024a) to remove some perception sub-tasks in them, to get the subsets that focus more on reasoning. We highlight the relative improvement of M-STAR over the pre-evolved model, i.e., the “+warmup” row.

	MathVista	M3CoT	MMStar-R	MMBench-R	AI2D	Average
MiniCPM-V-2.5	52.4	41.2	44.6	72.6	64.4	55.0
+ warmup	52.6	47.8	45.1	76.9	65.9	57.7
M-STAR	59.5 \uparrow 6.9	48.7 \uparrow 0.9	50.7 \uparrow 5.6	79.9 \uparrow 3	69.1 \uparrow 3.2	61.6 \uparrow 3.9
Phi-3.5-vision	46.5	39.4	42.5	56.8	47.5	46.5
+ warmup	49.3	46.5	44.2	70.9	65.5	55.3
M-STAR	54.5 \uparrow 5.2	51.3 \uparrow 4.8	48.8 \uparrow 4.6	73.6 \uparrow 2.7	67.9 \uparrow 2.4	59.2 \uparrow 3.9
InternVL2-2B	46.4	16.7	20.0	14.2	33.5	26.2
+ warmup	47.6	45.6	41.8	68.8	60.0	52.8
M-STAR	50.3 \uparrow 2.7	47.1 \uparrow 1.5	42.0 \uparrow 0.2	67.3 \downarrow 1.5	59.7 \downarrow 0.3	53.3 \uparrow 0.5

yields more comprehensive improvements across various sub-tasks. We assume that the smaller model like InternVL2-2B may struggle to generalize its learned abilities across different domains as effectively as the larger models, such as MiniCPMV-2.5 and Phi-3.5-vision.

We also plot how the Pass@K and Reward-Pass@2 change for M-STAR (*Reward-Pass@2*) when trained on MiniCPM-V-2.5. To align with training, we show the metrics corresponding to the selected temperature in each iteration (see Appendix F for others). Figure 5 shows that compared with static strategy to choose a fixed temperature over the whole process, tuning it automatically mitigate the regression of Pass@K to help maintain the exploration ability. Besides, the Reward-Pass@2 is also generally higher than before. These further highlight the necessity to monitor the dynamics during training and adjust accordingly.

M-STAR on More Diverse Benchmarks To further investigate how well M-STAR generalizes to benchmarks other than MathVista along, we select four extra multi-modal benchmarks focus on reasoning as well: M3CoT (Chen et al., 2024b), MMStar (Chen et al., 2024a), MMBench (Dev set, v1.1) (Liu et al., 2025), AI2D (Kembhavi et al., 2016). For MMStar and MMBench, we remove the perception sub-tasks in them to construct subsets focus more on reasoning. As shown in Table 5, models self-evolved with M-STAR consistently outperform both the base models and those trained with warmup across nearly all benchmarks. The only exception is InternVL2-2B, which underperforms on two benchmarks, aligning with the findings and speculations discussed above. Smaller models face greater challenges in generalizing beyond their training data, particularly on perception-intensive benchmarks like MMBench-R and AI2D. In contrast, larger models such as Phi-3.5-vision and MiniCPM-V-2.5 demonstrate significantly improved generalization, despite being trained with the same query set.

5 CONCLUSION

We dive into the self-evolving training for multimodal reasoning. Three static components are identified at first, namely the training method, reward model and the prompt variation. Through controlled experiments, we conclude a set of optimal design choices. On the other direction, we go deeper into the dynamics of self-evolving training to analyze the trade-off between exploitation and exploration. By monitoring the dynamics and adjusting key hyperparameters accordingly, we are able to further improve the model performance. We hope our work can provide insights and guidance for future research on self-evolving training for multimodal reasoning.

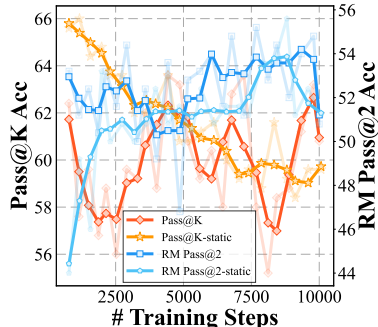


Figure 5: Comparing the smoothed Pass@K and Reward-Pass@2 curves with the optimal static training progress, which fixes $T = 1.0$.

REFERENCES

- Marah Abdin, Jyoti Aneja, Hany Awadalla, Ahmed Awadallah, Ammar Ahmad Awan, Nguyen Bach, Amit Bahree, Arash Bakhtiari, Jianmin Bao, Harkirat Behl, et al. Phi-3 technical report: A highly capable language model locally on your phone. *arXiv preprint arXiv:2404.14219*, 2024.
- Jinze Bai, Shuai Bai, Shusheng Yang, Shijie Wang, Sinan Tan, Peng Wang, Junyang Lin, Chang Zhou, and Jingren Zhou. Qwen-vl: A versatile vision-language model for understanding, localization, text reading, and beyond. *arXiv preprint arXiv:2308.12966*, 2023.
- Zheng Cai, Maosong Cao, Haojiong Chen, Kai Chen, Keyu Chen, Xin Chen, Xun Chen, Zehui Chen, Zhi Chen, Pei Chu, et al. Internlm2 technical report. *arXiv preprint arXiv:2403.17297*, 2024.
- Lin Chen, Jinsong Li, Xiaoyi Dong, Pan Zhang, Yuhang Zang, Zehui Chen, Haodong Duan, Jiaqi Wang, Yu Qiao, Dahua Lin, et al. Are we on the right way for evaluating large vision-language models? *arXiv preprint arXiv:2403.20330*, 2024a.
- Qiguang Chen, Libo Qin, Jin Zhang, Zhi Chen, Xiao Xu, and Wanxiang Che. M³CoT: A novel benchmark for multi-domain multi-step multi-modal chain-of-thought. In Lun-Wei Ku, Andre Martins, and Vivek Srikumar (eds.), *Proceedings of the 62nd Annual Meeting of the Association for Computational Linguistics (Volume 1: Long Papers)*, pp. 8199–8221, Bangkok, Thailand, August 2024b. Association for Computational Linguistics. doi: 10.18653/v1/2024.acl-long.446. URL <https://aclanthology.org/2024.acl-long.446>.
- Zhe Chen, Jiannan Wu, Wenhai Wang, Weijie Su, Guo Chen, Sen Xing, Muyan Zhong, Qinglong Zhang, Xizhou Zhu, Lewei Lu, et al. Internvl: Scaling up vision foundation models and aligning for generic visual-linguistic tasks. In *Proceedings of the IEEE/CVF Conference on Computer Vision and Pattern Recognition*, pp. 24185–24198, 2024c.
- Yihe Deng, Pan Lu, Fan Yin, Ziniu Hu, Sheng Shen, James Zou, Kai-Wei Chang, and Wei Wang. Enhancing large vision language models with self-training on image comprehension. *arXiv preprint arXiv:2405.19716*, 2024.
- Abhimanyu Dubey, Abhinav Jauhri, Abhinav Pandey, Abhishek Kadian, Ahmad Al-Dahle, Aiesha Letman, Akhil Mathur, Alan Schelten, Amy Yang, Angela Fan, et al. The llama 3 herd of models. *arXiv preprint arXiv:2407.21783*, 2024.
- Yunhao Fang, Ligeng Zhu, Yao Lu, Yan Wang, Pavlo Molchanov, Jang Hyun Cho, Marco Pavone, Song Han, and Hongxu Yin. VILA²: Vila augmented vila. *arXiv preprint arXiv:2407.17453*, 2024.
- Daniel Fried, Armen Aghajanyan, Jessy Lin, Sida Wang, Eric Wallace, Freda Shi, Ruiqi Zhong, Scott Yih, Luke Zettlemoyer, and Mike Lewis. InCoder: A generative model for code infilling and synthesis. In *The Eleventh International Conference on Learning Representations*, 2022.
- Jiahui Gao, Renjie Pi, Jipeng Zhang, Jiacheng Ye, Wanjun Zhong, Yufei Wang, Lanqing Hong, Jianhua Han, Hang Xu, Zhenguo Li, et al. G-llava: Solving geometric problem with multi-modal large language model. *arXiv preprint arXiv:2312.11370*, 2023.
- Caglar Gulcehre, Tom Le Paine, Srivatsan Srinivasan, Ksenia Konyushkova, Lotte Weerts, Abhishek Sharma, Aditya Siddhant, Alex Ahern, Miaosen Wang, Chenjie Gu, et al. Reinforced self-training (rest) for language modeling. *arXiv preprint arXiv:2308.08998*, 2023.
- Arian Hosseini, Xingdi Yuan, Nikolay Malkin, Aaron Courville, Alessandro Sordoni, and Rishabh Agarwal. V-star: Training verifiers for self-taught reasoners. *arXiv preprint arXiv:2402.06457*, 2024.
- Jiaxin Huang, Shixiang Shane Gu, Le Hou, Yuexin Wu, Xuezhi Wang, Hongkun Yu, and Jiawei Han. Large language models can self-improve. *arXiv preprint arXiv:2210.11610*, 2022.
- Aniruddha Kembhavi, Mike Salvato, Eric Kolve, Minjoon Seo, Hannaneh Hajishirzi, and Ali Farhadi. A diagram is worth a dozen images. In *Computer Vision—ECCV 2016: 14th European Conference, Amsterdam, The Netherlands, October 11–14, 2016, Proceedings, Part IV 14*, pp. 235–251. Springer, 2016.

- Xiaoqi Li, Mingxu Zhang, Yiran Geng, Haoran Geng, Yuxing Long, Yan Shen, Renrui Zhang, Jiaming Liu, and Hao Dong. Manipllm: Embodied multimodal large language model for object-centric robotic manipulation, 2023. URL <https://arxiv.org/abs/2312.16217>.
- Hunter Lightman, Vineet Kosaraju, Yura Burda, Harri Edwards, Bowen Baker, Teddy Lee, Jan Leike, John Schulman, Ilya Sutskever, and Karl Cobbe. Let’s verify step by step. *arXiv preprint arXiv:2305.20050*, 2023.
- Haotian Liu, Chunyuan Li, Qingyang Wu, and Yong Jae Lee. Visual instruction tuning. In A. Oh, T. Naumann, A. Globerson, K. Saenko, M. Hardt, and S. Levine (eds.), *Advances in Neural Information Processing Systems*, volume 36, pp. 34892–34916. Curran Associates, Inc., 2023. URL https://proceedings.neurips.cc/paper_files/paper/2023/file/6dcf277ea32ce3288914faf369fe6de0-Paper-Conference.pdf.
- Haotian Liu, Chunyuan Li, Yuheng Li, and Yong Jae Lee. Improved baselines with visual instruction tuning. In *Proceedings of the IEEE/CVF Conference on Computer Vision and Pattern Recognition*, pp. 26296–26306, 2024a.
- Jiaming Liu, Chenxuan Li, Guanqun Wang, Lily Lee, Kaichen Zhou, Sixiang Chen, Chuyan Xiong, Jiabin Ge, Renrui Zhang, and Shanghang Zhang. Self-corrected multimodal large language model for end-to-end robot manipulation, 2024b. URL <https://arxiv.org/abs/2405.17418>.
- Xiao Liu, Tianjie Zhang, Yu Gu, Iat Long Iong, Yifan Xu, Xixuan Song, Shudan Zhang, Hanyu Lai, Xinyi Liu, Hanlin Zhao, Jiadai Sun, Xinyue Yang, Yu Yang, Zehan Qi, Shuntian Yao, Xueqiao Sun, Siyi Cheng, Qinkai Zheng, Hao Yu, Hanchen Zhang, Wenyi Hong, Ming Ding, Lihang Pan, Xiaotao Gu, Aohan Zeng, Zhengxiao Du, Chan Hee Song, Yu Su, Yuxiao Dong, and Jie Tang. Visualagentbench: Towards large multimodal models as visual foundation agents, 2024c. URL <https://arxiv.org/abs/2408.06327>.
- Yuan Liu, Haodong Duan, Yuanhan Zhang, Bo Li, Songyang Zhang, Wangbo Zhao, Yike Yuan, Jiaqi Wang, Conghui He, Ziwei Liu, et al. Mmbench: Is your multi-modal model an all-around player? In *European Conference on Computer Vision*, pp. 216–233. Springer, 2025.
- Pan Lu, Hritik Bansal, Tony Xia, Jiacheng Liu, Chunyuan Li, Hannaneh Hajishirzi, Hao Cheng, Kai-Wei Chang, Michel Galley, and Jianfeng Gao. Mathvista: Evaluating mathematical reasoning of foundation models in visual contexts. *arXiv preprint arXiv:2310.02255*, 2023.
- Ahmed Masry, Xuan Long Do, Jia Qing Tan, Shafiq Joty, and Enamul Hoque. ChartQA: A benchmark for question answering about charts with visual and logical reasoning. In Smaranda Muresan, Preslav Nakov, and Aline Villavicencio (eds.), *Findings of the Association for Computational Linguistics: ACL 2022*, pp. 2263–2279, Dublin, Ireland, May 2022. Association for Computational Linguistics. doi: 10.18653/v1/2022.findings-acl.177. URL <https://aclanthology.org/2022.findings-acl.177>.
- Meta. Introducing meta llama 3: The most capable openly available llm to date, 2024. URL <https://ai.meta.com/blog/meta-llama-3>.
- Richard Yuanzhe Pang, Weizhe Yuan, Kyunghyun Cho, He He, Sainbayar Sukhbaatar, and Jason Weston. Iterative reasoning preference optimization. *arXiv preprint arXiv:2404.19733*, 2024.
- Alec Radford, Jong Wook Kim, Chris Hallacy, Aditya Ramesh, Gabriel Goh, Sandhini Agarwal, Girish Sastry, Amanda Askell, Pamela Mishkin, Jack Clark, et al. Learning transferable visual models from natural language supervision. In *International conference on machine learning*, pp. 8748–8763. PMLR, 2021.
- John Schulman, Filip Wolski, Prafulla Dhariwal, Alec Radford, and Oleg Klimov. Proximal policy optimization algorithms. *arXiv preprint arXiv:1707.06347*, 2017.
- Zhihong Shao, Peiyi Wang, Qihao Zhu, Runxin Xu, Junxiao Song, Mingchuan Zhang, YK Li, Yu Wu, and Daya Guo. Deepseekmath: Pushing the limits of mathematical reasoning in open language models. *arXiv preprint arXiv:2402.03300*, 2024.

- Wenhao Shi, Zhiqiang Hu, Yi Bin, Junhua Liu, Yang Yang, See-Kiong Ng, Lidong Bing, and Roy Ka-Wei Lee. Math-llava: Bootstrapping mathematical reasoning for multimodal large language models. *arXiv preprint arXiv:2406.17294*, 2024.
- Avi Singh, John D Co-Reyes, Rishabh Agarwal, Ankesh Anand, Piyush Patil, Peter J Liu, James Harrison, Jaehoon Lee, Kelvin Xu, Aaron Parisi, et al. Beyond human data: Scaling self-training for problem-solving with language models. *arXiv preprint arXiv:2312.06585*, 2023.
- Zhiqing Sun, Longhui Yu, Yikang Shen, Weiyang Liu, Yiming Yang, Sean Welleck, and Chuang Gan. Easy-to-hard generalization: Scalable alignment beyond human supervision. *arXiv preprint arXiv:2403.09472*, 2024.
- Peiyi Wang, Lei Li, Zhihong Shao, Runxin Xu, Damai Dai, Yifei Li, Deli Chen, Yu Wu, and Zhifang Sui. Math-shepherd: Verify and reinforce LLMs step-by-step without human annotations. In Lun-Wei Ku, Andre Martins, and Vivek Srikumar (eds.), *Proceedings of the 62nd Annual Meeting of the Association for Computational Linguistics (Volume 1: Long Papers)*, pp. 9426–9439, Bangkok, Thailand, August 2024. Association for Computational Linguistics. URL <https://aclanthology.org/2024.acl-long.510>.
- Ting Wu, Xuefeng Li, and Pengfei Liu. Progress or regress? self-improvement reversal in post-training. *arXiv preprint arXiv:2407.05013*, 2024.
- Huajian Xin, Z. Z. Ren, Junxiao Song, Zhihong Shao, Wanjia Zhao, Haocheng Wang, Bo Liu, Liyue Zhang, Xuan Lu, Qiushi Du, Wenjun Gao, Qihao Zhu, Dejian Yang, Zhibin Gou, Z. F. Wu, Fuli Luo, and Chong Ruan. Deepseek-prover-v1.5: Harnessing proof assistant feedback for reinforcement learning and monte-carlo tree search, 2024. URL <https://arxiv.org/abs/2408.08152>.
- Guowei Xu, Peng Jin, Li Hao, Yibing Song, Lichao Sun, and Li Yuan. Llava-cot: Let vision language models reason step-by-step. *arXiv preprint arXiv:2411.10440*, 2024a.
- Yifan Xu, Xiao Liu, Xinghan Liu, Zhenyu Hou, Yueyan Li, Xiaohan Zhang, Zihan Wang, Aohan Zeng, Zhengxiao Du, Wenyi Zhao, et al. Chatglm-math: Improving math problem-solving in large language models with a self-critique pipeline. *arXiv preprint arXiv:2404.02893*, 2024b.
- An Yang, Beichen Zhang, Binyuan Hui, Bofei Gao, Bowen Yu, Chengpeng Li, Dayiheng Liu, Jianhong Tu, Jingren Zhou, Junyang Lin, Keming Lu, Mingfeng Xue, Runji Lin, Tianyu Liu, Xingzhang Ren, and Zhenru Zhang. Qwen2.5-math technical report: Toward mathematical expert model via self-improvement, 2024. URL <https://arxiv.org/abs/2409.12122>.
- Senqiao Yang, Jiaming Liu, Ray Zhang, Mingjie Pan, Zoey Guo, Xiaoqi Li, Zehui Chen, Peng Gao, Yandong Guo, and Shanghang Zhang. Lidar-llm: Exploring the potential of large language models for 3d lidar understanding, 2023. URL <https://arxiv.org/abs/2312.14074>.
- Yuan Yao, Tianyu Yu, Ao Zhang, Chongyi Wang, Junbo Cui, Hongji Zhu, Tianchi Cai, Haoyu Li, Weilin Zhao, Zhihui He, et al. Minicpm-v: A gpt-4v level mllm on your phone. *arXiv preprint arXiv:2408.01800*, 2024.
- Longhui Yu, Weisen Jiang, Han Shi, Jincheng Yu, Zhengying Liu, Yu Zhang, James T Kwok, Zhenguo Li, Adrian Weller, and Weiyang Liu. Metamath: Bootstrap your own mathematical questions for large language models. *arXiv preprint arXiv:2309.12284*, 2023.
- Zheng Yuan, Hongyi Yuan, Chengpeng Li, Guanting Dong, Keming Lu, Chuanqi Tan, Chang Zhou, and Jingren Zhou. Scaling relationship on learning mathematical reasoning with large language models. *arXiv preprint arXiv:2308.01825*, 2023.
- Xiang Yue, Xingwei Qu, Ge Zhang, Yao Fu, Wenhao Huang, Huan Sun, Yu Su, and Wenhao Chen. Mammoth: Building math generalist models through hybrid instruction tuning. *arXiv preprint arXiv:2309.05653*, 2023.
- Eric Zelikman, Yuhuai Wu, Jesse Mu, and Noah Goodman. Star: Bootstrapping reasoning with reasoning. *Advances in Neural Information Processing Systems*, 35:15476–15488, 2022.

Xiaohua Zhai, Basil Mustafa, Alexander Kolesnikov, and Lucas Beyer. Sigmoid loss for language image pre-training. In *IEEE/CVF International Conference on Computer Vision, ICCV 2023, Paris, France, October 1-6, 2023*, pp. 11941–11952. IEEE, 2023. doi: 10.1109/ICCV51070.2023.01100. URL <https://doi.org/10.1109/ICCV51070.2023.01100>.

Renrui Zhang, Xinyu Wei, Dongzhi Jiang, Yichi Zhang, Ziyu Guo, Chengzhuo Tong, Jiaming Liu, Aojun Zhou, Bin Wei, Shanghang Zhang, et al. Mavis: Mathematical visual instruction tuning. *arXiv preprint arXiv:2407.08739*, 2024.

A DETAILS OF SELECTED LMMS

MiniCPM-V-2.5 (Yao et al., 2024) is a powerful, openly released LMM. MiniCPM-V-2.5 leverages LLaMA-3-8B (Meta, 2024) for its language model and SigLIP (Zhai et al., 2023) as its vision encoder, resulting in strong multimodal capabilities. Its performance on a wide range of multimodal benchmarks significantly surpasses previous openly released LMMS such as LLaVA (Liu et al., 2023; 2024a) and Qwen-VL (Bai et al., 2023).

Phi-3.5-Vision (Abdin et al., 2024) is a multimodal model combining a CLIP ViT-L/14 (Radford et al., 2021) image encoder and a Phi-3.5-mini transformer decoder. It processes interleaved image-text inputs using dynamic cropping for images and is pre-trained on 0.5T tokens from diverse datasets. Post-training via supervised fine-tuning (SFT) and direct preference optimization (DPO) enhances its multimodal reasoning and language understanding capabilities.

InternVL-2 (Chen et al., 2024c) InternVL 2.0 is a multimodal large language model series ranging from 1B to 108B parameters. The specific 2B version we use combines InternViT (300M) (Chen et al., 2024c), an MLP projector, and InternLM-2-Chat (1.8B) (Cai et al., 2024), showcasing strong vision-language capabilities. Built with progressive alignment training, it efficiently aligns vision and language models while supporting diverse inputs (text, images, video, medical data) and outputs (images, bounding boxes, masks), performing competitively across various vision-language tasks.

B COLLECTING WARMUP TRAINING DATA WITH CHAIN-OF-THOUGHT

Since our base model typically outputs the answer directly when responding to multimodal reasoning questions, during the warmup phase, we added additional instructions along with the input question, requiring the model to output the rationale. The instructions used in this process are as follows:

Extra instruction to guide CoT

Offer a comprehensive breakdown of your analytical process, detailing each step, the reasoning behind your decisions, and how you integrated various pieces of information, and put your answer at the end.

C HYPER PARAMETERS

We follow the training setup from Yao et al. (2024), using a learning rate of 1e-6 and a batch size of 128. A constant learning rate scheduler with a warmup ratio of 0.1 is applied. Input images are encoded using SigLIP SoViT-400m/14 (Zhai et al., 2023), and the visual tokens are compressed through a perceiver resampler structure with a single cross-attention layer. Additionally, each input image is sliced into a maximum of 9 segments, with each segment compressed into 96 queries.

D TRAINING PROCESS REWARD MODEL (PRM)

To train our PRM, we first train another checkpoint (denoted as $\hat{\pi}_\theta^0$) on our CoT-augmented training data for a much longer period to make sure it fully converges.

Based on this model, we leverage Monte Carlo Rollout method (Wang et al., 2024) to collect the training data for PRM. Specially, we randomly pick 50K questions from the full training set, and sample 16 responses for each of them with $\hat{\pi}_\theta^0$. We de-duplicate these responses, and only keep at most 4 responses for each question. After that we randomly sample 50K question-response pairs from all the pairs, where we control the ratio of correct and wrong responses as 1:1, and the ratio of multi-choice and free-form question as 1:1 as well, to keep a balanced distribution.

To construct the labels of each step, we use $\hat{\pi}_\theta^0$ as the completer to complete the solution from the end of each step in one response. For the k^{th} step, the step label is annotated as $\frac{1}{N} \sum_{j=1}^N \mathbb{1}(C_j(s^{\leq k}) = a^*)$, where $N(= 16)$ is the number of completion, C_j is the j -th completion.

Based on the stepwise annotations, we train our PRM from $\hat{\pi}_\theta^0$. We initialize the linear reward model head as the average of the embeddings, and train with MSE loss on all tokens, where the label of each token is identical to the step end token. In experiments we freeze the visual encoder as we find it brings a slight improvement.

E MEASURING RESPONSE RELATIVITY

To get a comprehensive understanding of how our PRM works as a re-ranker, we conduct a quantitative analysis using GPT4-o (gpt-4o-2024-08-06) to see how much a correct response is directly related to the query, e.g., does not contain irrelevant steps. The prompt we use is as follows:

Prompt for GPT4-o to annotate the relativity score

Given the image and a related question, you need to judge how a candidate solution is directly related to the question. You need to consider all its steps, and return a final value between 1-10 as a overall score. Conclude your judgement at the end as "So the relativity score is X" where X is the score you give.

[Question]
{question}

[Solution]
{solution}

F MORE RESULTS FOR M-STAR

We plot the extra analysis results for M-STAR here. In Figure 6, we plot the changes of Pass@K and Reward-Pass@2 across different temperatures for M-STAR(Reward-Pass@2) as a compliment to the adaptive adjustment mentioned in §4.2. We can see that across all selected temperatures, the exploration ability reflected by Pass@K does not regress continuously, and the Reward-Pass@2 reaches its peak more quickly, compared with training without the monitor of dynamics.

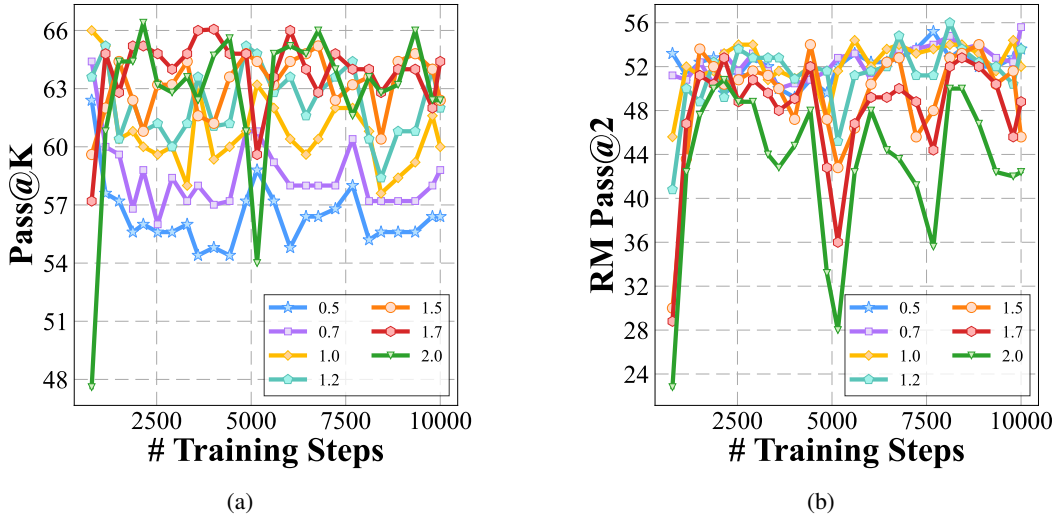


Figure 6: (a):Pass@K changes during the training of M-STAR (Reward-Pass@2); (b): Reward-Pass@2 changes during the training of M-STAR (Reward-Pass@2). We pick 7 different temperatures.

G MORE RELATED WORKS

In this section we will briefly introduce other works that are related to our study that cannot be elaborated in the main context due to page limit.

Self-Evolving Methods The most straightforward and widely-used approach to enhance a model’s reasoning ability is through supervised fine-tuning (SFT), where models mimic the outputs of highly capable models (Yu et al., 2023; Yue et al., 2023). However, as the gap between open-source models and proprietary ones narrows, the performance improvements from SFT tend to plateau. This has led to increased attention on self-evolving methods, where models refine and improve themselves without external supervision, as a means to further boost their reasoning abilities.

Some early self-evolving approaches primarily focus on single-round improvements. For instance, LMSI (Huang et al., 2022) leverages CoT prompting combined with self-consistency to generate high-confidence solutions from unlabeled data, which are then used to augment the training process. Similarly, RFT (Yuan et al., 2023) enriches the training data by filtering solutions using existing labels. Both methods apply this augmentation process in just one iteration.

On the other hand, several works have explored iterative approaches for self-improvement. Notably, STaR (Zelikman et al., 2022), ReST^{EM} (Singh et al., 2023), and V-STaR (Hosseini et al., 2024) retrain their models from the original checkpoint after each iteration, while ReST (Gulcehre et al., 2023) continuously fine-tunes the model starting from the previous iteration’s checkpoint. Reinforcement Learning (RL) techniques also fit into this iterative category, offering an online mechanism that tightly couples exploration and exploitation. RL methods, such as PPO (Schulman et al., 2017) and GRPO (Shao et al., 2024), are frequently applied to unlabeled data, using an additional reward model to evaluate the quality of generated responses. GRPO, in particular, streamlines the process by removing the value model from PPO and instead leverages in-batch comparison to estimate advantages across different rollouts, providing a more stable alternative.

Multimodal Reasoning Currently, the most common approach to improve multimodal reasoning capabilities continues to be supervised fine-tuning (SFT). For example, G-LLaVA (Gao et al., 2023) augments existing geometry question-answering datasets to fine-tune the LLaVA-1.5 model (Liu et al., 2024a). Math-LLaVA (Shi et al., 2024) selects and augments data from larger multimodal question-answer datasets, carefully balancing the difficulty of samples. Similarly, MAVIS (Zhang et al., 2024) focuses on the geometry and function domains and generates instruction-based tuning data through synthetic data engines.

However, recent works have begun incorporating self-evolving mechanisms into multimodal reasoning. For instance, VILA² (Fang et al., 2024) iteratively improves its image captioning performance by generating increasingly detailed captions, which are subsequently used to retrain the model. LLaMA3-V (Dubey et al., 2024) employs a reject-sampling strategy to generate missing explanations for question-answer pairs that lack intermediate reasoning steps in existing multimodal datasets, thereby enhancing the model’s reasoning capabilities.