

# ONLINE COLORING OF SHORT INTERVAL GRAPHS AND TWO-COUNT INTERVAL GRAPHS

ISRAEL R. CURBELO

**ABSTRACT.** We study the online coloring of  $\sigma$ -interval graphs which are interval graphs where the interval lengths are between 1 and  $\sigma$  and 2-count interval graphs which are interval graphs that require at most 2 interval lengths.

For online  $\sigma$ -interval graph coloring, we focus on online algorithms that do not have knowledge of the interval representation. The Kierstead-Trotter algorithm has competitive ratio 3 for all  $\sigma$  and no online algorithm has competitive ratio better than 2, even for  $\sigma = 1$ . In this paper, we show that for every  $\epsilon > 0$ , there is a  $\sigma > 1$  such that there is no online algorithm for  $\sigma$ -interval coloring with competitive ratio less than  $3 - \epsilon$ . Our strategy also improves the best known lower bounds for the greedy algorithm First-Fit for many values of  $\sigma$ .

For online 2-count interval graph coloring, we analyze the performance of First-Fit and algorithms under various scenarios. We consider algorithms that receive the interval representation as input and algorithms that do not. We also consider algorithms that have prior knowledge of the interval lengths and algorithms that do not. We provide non-trivial lower bounds for each of the four cases. In particular, we show that there is no online algorithm with competitive ratio less than 2.5 when the interval lengths are known, there is no online algorithm with competitive ratio less than 2 when the interval representation is known, and there is no online algorithm with competitive ratio less than 1.75 when both the interval lengths and interval representation are known.

## 1. INTRODUCTION

An on-line graph coloring algorithm  $A$  receives a graph  $G$  in the order of its vertices  $v_1, \dots, v_n$  and constructs an on-line coloring. This means that the color assigned to a vertex  $v_i$  depends solely on the subgraph induced by the vertices  $\{v_1, \dots, v_i\}$  and the colors assigned to them. The simplest on-line coloring algorithm is the greedy algorithm, First-Fit, which traverses the list of vertices given in the order they are presented, and assigns each vertex the minimal color not assigned to its neighbors that appear before it in the list of vertices.

The performance of an algorithm  $A$  on a graph  $G$  is measured with respect to the chromatic number  $\chi(G)$ , that is, the maximum number of colors needed by any off-line algorithm. Let  $\chi_A(G)$  denote the maximum number of colors needed by algorithm  $A$  over all orderings of the vertices of  $G$ . An on-line coloring algorithm  $A$  is  $\rho$ -competitive if for every graph  $G$ ,  $\chi_A(G) \leq \rho \cdot \chi(G) + b$  for some  $b \in \mathbb{R}$ . The competitive ratio of algorithm  $A$  is  $\inf\{\rho \mid A \text{ is } \rho\text{-competitive}\}$ . In general, First-Fit does not have a bounded competitive ratio, and there is no on-line algorithm with a constant competitive ratio. The best known algorithm [6, 7] uses  $O(\chi \cdot n / \log n)$  colors for  $\chi$ -colorable graphs of size  $n$ , and no on-line coloring algorithm can be  $o(n / \log^2 n)$ -competitive. For this reason, it is common to restrict the class of graphs. An important class of intersection graphs that has been extensively studied

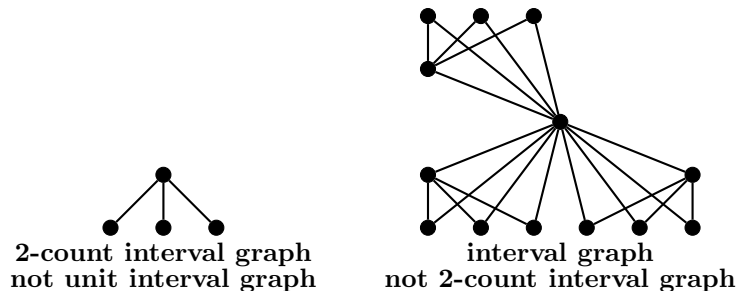


FIGURE 1. An example of a 2-count interval graph that is not a unit-interval graph and an example of an interval graph that is not a 2-count interval graph.

in this context, with applications in scheduling and resource allocation, is the class of interval graphs. Given a class of graphs, we define the competitive ratio for that class as the smallest integer  $k$  such that there exists an online algorithm with competitive ratio  $k$  when restricted to graphs in that class.

A graph  $G = (V, E)$  is an *interval graph* if there is a function  $f$  which assigns to each vertex  $v \in V$  a closed interval  $f(v)$  on the real line so that for all  $u, v \in G$ ,  $u$  and  $v$  are adjacent if and only if  $f(u) \cap f(v) \neq \emptyset$ . We refer to  $f$  as an *interval representation* of  $G$ . When every interval has unit length, we refer to  $G$  as a *unit interval graph* and  $f$  as a *unit interval representation* of  $G$ . For  $\sigma \geq 1$ , we define a  $\sigma$ -interval graph as an interval graph where every interval has length in  $[1, \sigma]$ . When  $\sigma = 1$ , this is the class of unit-interval graphs and when " $\sigma = \infty$ ", this is the class of interval graphs. The interval count of an interval graph  $G$  is the smallest integer  $k \geq 1$  such that  $G$  has an interval representation with intervals of length  $S \in \mathbb{R}$  with  $|S| = k$ . The class of 1-count interval graphs is the class of unit-interval graphs. Figure 1 shows that the class of 2-count interval graphs is neither the class of unit-interval graphs nor the class of interval graphs.

## 2. PREVIOUS WORK

In 1976, Woodall [14] studied the performance First-Fit on interval graphs. After extensive research on this problem [8, 9, 11, 3, 13, 12, 10], the competitive ratio of First-Fit has been shown to be between 5 and 8. In 1981, Kierstead and Trotter [11] presented an algorithm which performs better than First-Fit on interval graphs. In particular, their algorithm  $\text{KT}(\omega)$  has competitive ratio 3. Additionally, they showed that there is no online algorithm with competitive ratio less than 3.

**Theorem 2.1** (Kierstead and Trotter [11]). *There is an online algorithm that uses at most  $3\omega - 2$  colors to color any interval graph of clique number at most  $\omega$ , and there is a strategy that forces any online algorithm to use  $3\omega - 2$  colors on an interval graph of clique number at most 3.*

In 1988, Chrobak and Ślusarek [3] considered the same problem except that the online algorithm received the interval representation as input. Despite the additional information provided to the algorithm, they arrived at the same value. They also considered the problem restricted to unit-interval graphs. They showed that the algorithm First-Fit has competitive ratio 2.

**Theorem 2.2** (Chrobak and Ślusarek [3]). *The algorithm First-Fit uses at most  $2\omega - 1$  colors to color any unit-interval graph of clique number at most  $\omega$ , and there is a strategy that forces First-Fit to use  $2\omega - 1$  colors on a unit-interval graph of clique number  $\omega$ .*

In 2005, Epstein and Levy [5] constructed a strategy presenting unit-intervals that forces any online algorithm to use  $3k$  colors on a unit-interval graph with clique number  $2k$ .

**Theorem 2.3** (Epstein and Levy [5]). *There is a strategy presenting unit-intervals that forces any online algorithm to use at least  $\lfloor 1.5\omega \rfloor$  colors on a unit-interval graph of clique number at most  $\omega$ .*

In 2023, Biró and Curbelo [1] showed that the strategy could be improved to force one more color when the clique number is odd. In 2012, Bosek et al. [2] showed that if the interval representation is not known, then there is no online algorithm with competitive ratio less than 2.

**Theorem 2.4** (Bosek et al. [2]). *There is a strategy that forces any online chain partitioning algorithm to use at least  $2w - 1$  chains to partition a semi-order of width at most  $w$ .*

This is equivalent to the following theorem for online coloring of unit-interval graphs.

**Corollary 2.5** (Bosek et al. [2]). *There is a strategy that forces any online coloring algorithm to use at least  $2\omega - 1$  colors on a unit-interval graph of clique number at most  $\omega$ .*

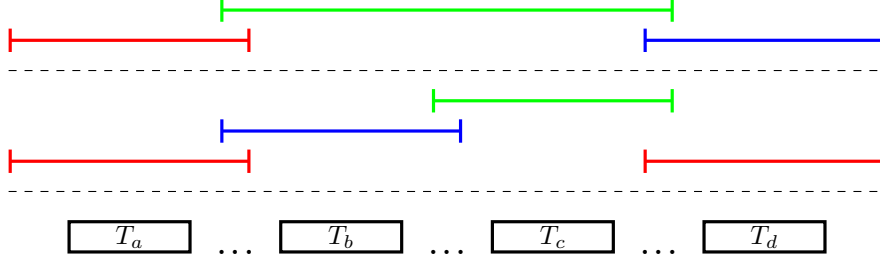
In particular, the online chain partitioning problems for interval orders and semi-orders are equivalent to the online coloring problems for interval graphs and unit-interval graphs, respectively. For an overview of results for the online chain partitioning problem, we refer the reader to the survey paper [2].

Online coloring  $\sigma$ -interval graphs was studied by Chybowska-Sokól et al. [4]. They studied the performance of First-Fit and the performance of algorithms that receive the interval representation as input.

### 3. OUR WORK

In this paper, we focus on the setting where the interval representation is unknown to the online algorithm. In particular, we show that for every  $\epsilon > 0$ , there is a  $\sigma > 1$  such that there is no online algorithm for  $\sigma$ -interval coloring with competitive ratio less than  $3 - \epsilon$ . Since First-Fit does not use knowledge of the interval representation, our strategy also improves the lower bound on the competitive ratio for roughly  $\frac{4}{9}$  of the values of  $\sigma \in [1, \infty]$ .

Additionally, we study the online coloring of 2-count interval graphs. In this setting, we consider both online algorithms that receive the interval representation as the input and online algorithms that do not. We also consider both online algorithms that have prior knowledge of the two interval lengths and algorithms that do not. In this paper, we provide non-trivial lower bounds for each case. In particular, we show that there is no online algorithm with competitive ratio less than 2.5 when the interval lengths are known, there is no online algorithm with competitive ratio less than 2 when the interval representation is known, and there

FIGURE 2. The strategy  $\text{KT}\langle\omega\rangle$ .

is no online algorithm with competitive ratio less than 1.75 when both the interval lengths and interval representation are known.

#### 4. PRELIMINARIES

In this section, we present a few algorithms/strategies that we use throughout the paper. In some cases, we modify the algorithm/strategy for our purposes.

The  $\text{KT}(\omega)$  algorithm from Theorem 2.1 is defined as follows. For  $\omega = 1$ , apply the algorithm First-Fit. For  $\omega > 1$ , separate incoming vertices into two sets  $G$  and  $G'$  which receive disjoint sets of colors. Let  $x$  be an incoming vertex. If adding  $x$  to  $G$  would make the clique number of  $G$  greater than  $\omega - 1$ , then add  $x$  to  $G'$  instead. For  $G$ , follow the algorithm  $\text{KT}(\omega - 1)$  and for  $G'$  follow First-Fit.

The  $\text{KT}\langle\omega\rangle$  strategy from Theorem 2.1 constructs a graph online via its interval representation and is defined as follows. For  $\omega = 1$ , introduce a single interval. For  $\omega > 1$ , play  $\text{KT}(\omega - 1)$   $N$  times for sufficiently large  $N$  to construct a graph  $T_1 \cup \dots \cup T_N$  such that if  $b > a$ ,  $v \in T_a$  and  $u \in T_b$ , then  $v \cap u = \emptyset$ . Let  $a, b, c$  and  $d$  be integers such that  $a < b < c < d$  and  $T_a, T_b, T_c$  and  $T_d$  were assigned the same  $3k - 5$  colors by the algorithm. Present an interval  $x_a$  properly containing  $\bigcup T_a$  and an interval  $x_d$  properly containing  $\bigcup T_d$ . If  $x_a$  and  $x_d$  were assigned different colors, present an interval  $x$  properly containing  $\bigcup T_b$  and  $\bigcup T_c$  that intersects  $x_a$  and  $x_d$ . Otherwise, present an interval  $x_b$  properly containing  $\bigcup T_b$  that intersects  $x_a$ , and present an interval  $x_c$  properly containing  $\bigcup T_c$  that intersects  $x_d$  and  $x_b$ . Figure 2 illustrates the strategy.

We highlight a few properties about algorithm  $\text{KT}(\omega)$  and strategy  $\text{KT}\langle\omega\rangle$ .

- (1)  $\text{KT}(\omega)$  applies to all interval graphs.
- (2)  $\text{KT}(\omega)$  does not use any information other than the graph itself.
- (3)  $\text{KT}\langle\omega\rangle$  requires arbitrarily long intervals.
- (4)  $\text{KT}\langle\omega\rangle$  requires an arbitrarily large number of interval lengths.

Since the algorithm  $\text{KT}(\omega)$  applies to any interval graph and does not use any other information other than the adjacencies in the graph,  $\text{KT}(\omega)$  provides an upper bound of 3 for the competitive ratio of each class that we analyze in this paper.

**Corollary 4.1** (Kierstead and Trotter [11]).  $2\text{-COUNT}(\omega) \leq 3\omega - 2$  and  $\sigma\text{-INT}(\omega) \leq 3\omega - 2$  for  $\omega \geq 1$  and  $\sigma \geq 1$ .

A natural question is whether the  $\text{KT}(\omega)$  performs better on any of the subclasses considered in this paper. We provide a simple proof to show that this is not the case.

**Proposition 4.2.** *There is a strategy presenting unit-intervals that forces  $\text{KT}(\omega)$  to use at least  $3\omega - 2$  colors on a unit-interval graph with clique number at most  $\omega$ .*

*Proof.* We define a strategy  $\text{KT}'\langle\omega\rangle$  that forces  $\text{KT}(\omega)$  to use at least  $3\omega - 3$  colors on a unit-interval graph with clique number at most  $\omega$ . If  $\omega \leq 2$ , then we play the strategy  $\text{EL}\langle\omega\rangle$ . Now suppose that  $\omega \geq 3$ .

We play  $\text{KT}'\langle\omega - 1\rangle$  to construct a unit-interval graph  $G$  of clique number at most  $\omega - 1$  with at least  $3\omega - 6$  colors. Let  $a = \sup \bigcup G + 1$ . We present the intervals  $[a, a + 1], [a + 1, a + 2], [a + 2, a + 3], [a + 3, a + 4], [a + 4, a + 5]$   $\frac{\omega}{2}$  times each. Then present the intervals  $[a + 0.5, a + 1.5], [a + 3.5, a + 4.5], [a + 1.5, a + 2.5], [a + 2.5, a + 3.5]$  in that order. By definition,  $\text{KT}(\omega)$  puts each of these four intervals into a set  $G'$  and applies algorithm First-Fit to this set using an entirely new set of colors. Since, First-Fit uses three colors on these four intervals, this completes the proof.  $\square$

A strategy that does provide a lower bound for every subclass and setting considered in this paper is that of Epstein and Levy from Theorem 2.3. We modify the strategy to use it as a building block for our strategies in the later sections of the paper.

We define the strategy  $\text{EL}\langle\omega, a\rangle$  as follows. Let  $k$  be a positive integer and let  $a$  be a real number. The algorithm consists of three phases.

In Phase I, we present the interval  $[a, a + 1]$   $k$  times.

In Phase II, we present  $2k$  unit-intervals in the following manner.

- (1) Initialize  $L_0 = a + 1$  and  $R_0 = a + 3$ .
- (2) For  $i \in \{1, \dots, 2k\}$ , we present the unit-interval  $x_i$  centered at  $\frac{L_{i-1} + R_{i-1}}{2}$ . If the algorithm assigns  $x_i$  a color in  $\{1, \dots, k\}$ , then we define  $L_i = L_{i-1}$  and  $R_i = \frac{L_{i-1} + R_{i-1} + 1}{2}$ . Otherwise, we define  $L_i = \frac{L_{i-1} + R_{i-1} - 1}{2}$  and  $R_i = R_{i-1}$ .

In Phase III, we present the interval  $[b - 1, b]$   $k$  times where  $b$  is the left endpoint of the  $k^{\text{th}}$  interval presents in Phase II in increasing order.

**Lemma 4.3** (Epstein and Levy [5]). *For every positive integer  $k$  and every real number  $a$ , there is a strategy for presenting unit-intervals that forces any online algorithm to use at least  $3k$  colors on a unit-interval graph  $G$  of clique number  $2k$  so that  $\bigcup G \subseteq [a, a + 3]$ .*

*Proof.* Since  $\text{EL}\langle\omega, a\rangle$  is the strategy  $\text{EL}\langle\omega\rangle$  from Theorem 2.3 but played so that every interval is contained in  $[a, a + 3]$ , the result follows.  $\square$

Chrobak and Ślusarek constructed a strategy that forces First-Fit to use  $2\omega - 1$  colors on a unit-interval graph of clique number  $\omega$ . We modify the strategy to use it as a building block for strategies in later sections.

We define the strategy  $\text{CS}\langle\omega, a\rangle$  as follow. Let  $k$  be a positive integer and let  $a$  be a real number. Let  $\lambda = \frac{1}{k}$ .

- (1) For  $i \in \{1, \dots, k\}$ , present the interval  $[a + i\lambda, a + i\lambda + 1]$ .
- (2) For  $i \in \{k + 1, \dots, 2k\}$ , present the interval  $[a + (i + 1)\lambda + 2, a + (i + 1)\lambda + 3]$ .
- (3) For  $i \in \{2k + 1, \dots, 3k - 1\}$ , present the interval  $[a + (i + 1)\lambda + 1, a + (i + 1)\lambda + 2]$ .

**Lemma 4.4** (Chrobak and Slusarek [3]). *For every positive integer  $k$  and every real number  $a$ , there is a strategy presenting unit-intervals that forces First-Fit to use  $2k - 1$  colors on a unit-interval graph  $G$  with clique number  $k$  so that  $\bigcup G \subseteq [a, a + 4]$*

*Proof.* Since  $\text{CS}\langle\omega, a\rangle$  is the strategy  $\text{CS}\langle\omega\rangle$  from Theorem 2.2 but played so that every interval is contained in  $[a, a + 4]$ , the result follows.  $\square$

Lastly, there is a strategy that forces any online algorithm to use at least  $2\omega - 1$  colors on a unit-interval graph of clique number at most  $\omega$ . A proof of this in terms of online chain partitioning of posets can be found in [2]. For convenience, we define the strategy below and highlight certain properties that will be needed in later sections.

**Lemma 4.5.** *For every positive integer  $\omega$  and any real number  $a$ , there is a strategy  $B\langle\omega, a\rangle$  that forces any online algorithm to use  $2\omega - 1$  colors on a unit-interval graph  $G$  of clique number  $\omega$  so that  $G$  has a unit-interval representation  $f$  with  $\bigcup f(G) \subseteq [a, a + 4]$ .*

## 5. ONLINE COLORING $\sigma$ -INTERVAL GRAPHS

In this section, we study the online coloring of  $\sigma$ -interval graphs. Theorem 2.1 provides an upper bound of 3 to the competitive ratio for online coloring of  $\sigma$ -interval graphs for any  $\sigma \geq 1$  both with known and unknown interval representation. Chybowska-Sokól et al. [4] proved many lower bounds for  $\sigma$ -INT<sup>+</sup>. Since  $\sigma$ -INT<sup>+</sup>  $\leq$   $\sigma$ -INT, every lower bound in [4] holds in this setting. They show that for any  $\epsilon > 0$ , there is a  $\sigma > 1$  such that  $\sigma$ -INT<sup>+</sup>  $\geq \frac{5}{2} - \epsilon$ . We improve this to  $3 - \epsilon$  when the interval representation is unknown to the algorithm.

**Theorem 5.1.** *Let  $\omega$  be a positive integer and let  $\epsilon > 0$ . If  $\sigma > \frac{18}{\epsilon^2}$ , then there is a strategy that forces any online algorithm to use  $(3 - \epsilon)\omega - o(1)$  colors on a  $\sigma$ -interval graph of clique number at most  $\omega$ .*

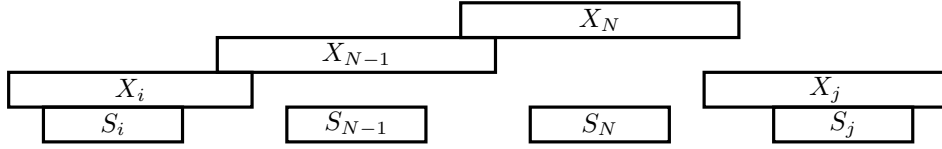
*Proof.* Let  $\omega$  be a positive integer and let  $\epsilon > 0$ . First, we present a strategy  $S\langle\omega\rangle$  which forces  $3\omega - o(1)$  colors on a  $\sigma$ -interval graph of clique number at most  $\omega$  for some sufficiently large  $\sigma$ .

Let  $\omega = 2k$  for some positive integer  $k$ . We play the strategy  $S\langle k\rangle$  until there are  $N$   $k$ -colorable subgraphs  $S_1, \dots, S_N$  each assigned the same  $3k - o(1)$  colors for some sufficiently large  $N$ . Next, we construct  $N - 2$  cliques  $X_1, \dots, X_{N-2}$  of size  $k$  so that if  $i \in \{1, \dots, N - 2\}$  and  $a \in X_i$ , then  $ab \in E(G)$  if and only if  $b \in S_i$ . By the pidgeonhole principle, there are integers  $i$  and  $j$  such that  $X_i$  and  $X_j$  are assigned the same  $k$  colors. Finally, we construct two cliques  $X_{N-1}$  and  $X_N$  of size  $k$  so that if  $a \in X_{N-1}$ , then  $ab \in E(G)$  if and only if  $b \in S_{N-1} \cup X_i$ , and if  $a \in X_N$ , then  $ab \in E(G)$  if and only if  $b \in S_N \cup X_{N-1} \cup X_j$ . Thus, we forced at least  $(3k - o(1)) + (3k) = 6k - o(1) = 3\omega - o(1)$  colors on a  $\sigma$ -interval graph  $G$  with  $\chi(G) = \omega(G) \leq 2k = \omega$ . An interval representation can be seen in Figure 3. The problem with this strategy is that  $\sigma$  grows with  $\omega$ . Specifically,  $\sigma = \omega^2 + o(1)$ .

We define a sequence of strategies  $S\langle\omega, i\rangle$  similarly to  $S\langle\omega\rangle$  except that  $S\langle\frac{\omega}{2^i}\rangle$  is the strategy EL( $\frac{\omega}{2^i}$ ) by Epstein and Levy [5] that forces  $\frac{3}{2^{i+1}}\omega$  colors on a unit interval graph within a region of length  $2 + \epsilon$ . Then  $S\langle\omega, i\rangle$  can be played within a region of length  $4^i(2 + \epsilon)$  and forces

$$\sum_{j=1}^{i+1} \frac{3}{2^j} \omega = 3\omega \sum_{j=1}^{i+1} \frac{1}{2^j} = 3\omega \left(1 - \frac{1}{2^i}\right)$$

colors. Therefore, there is an  $i$  such that  $3\left(1 - \frac{1}{2^i}\right) > 3 - \epsilon$ . Choose  $\sigma > 4^{i-1}(2 + \epsilon)$  and play  $S\langle\omega, i\rangle$ . Moreover, if  $\sigma > \frac{18}{\epsilon^2}$ , then  $S\langle\omega, \log 3 - \log \epsilon\rangle$  forces  $(3 - \epsilon)\omega - o(1)$  colors on a  $\sigma$ -interval graph of clique number at most  $\omega$ . □


 FIGURE 3. Strategy  $S(\omega)$ .

If for the final sub-strategy in the proof of Theorem 5.1, we replace the strategy  $EL(\omega)$  with the strategy  $B(\omega)$ , then we get the following result.

**Corollary 5.2.** *Let  $\omega$  be a positive integer and let  $\epsilon > 0$ . If  $\sigma > \frac{27}{\epsilon^2}$ , then there is a strategy that forces any online algorithm to use  $(3 - \epsilon)\omega - o(1)$  colors on a  $\sigma$ -interval graph of clique number at most  $\omega$ .*

Lastly, we show that for every non-negative integer  $i$ , we can improve the lower bound on the competitive ratio of First-Fit on  $\sigma$ -interval graphs for  $\sigma \in (2 \cdot 4^i, 3 \cdot 4^i]$ .

**Corollary 5.3.** *Let  $i$  be a non-negative integer. If  $\sigma > 2 \cdot 4^i$ , then there is a strategy that forces First-Fit to use  $0.5[3(1 - 0.5^i) + 1.5(0.5^i)]\omega - o(\omega)$  colors on a  $\sigma$ -interval graph of clique number  $\omega$ .*

*Proof.* Let  $\omega = 2^k$  for some positive integer  $k$  and let  $i$  be a non-negative integer. We play the strategy  $S(\omega, i + 1)$  from Theorem 5.1. The result follows immediately.  $\square$

## 6. 2-COUNT INTERVAL GRAPHS

In this section, we study the online coloring of 2-count interval graphs. First, we analyze the performance of First-Fit on 2-count interval graphs. For general online coloring algorithms, we study four scenarios by considering two parameters: (1) knowledge of the interval representation, and (2) knowledge of the interval lengths. Knowledge of the interval representation is defined as usual where the graph is presented via an interval representation. Knowledge of the interval lengths is defined by presenting all interval lengths before the first interval is presented. In this setting, the interval length may depend on the clique number of the graph. Note that unlike for  $\sigma$ -interval graphs, the graphs constructed are still from a proper subclass of interval graphs.

We provide notation for the five values that we analyze in this section.

- (1)  $2\text{-COUNT}_{\text{First-Fit}}$ : competitive ratio of First-Fit
- (2)  $2\text{-COUNT}_{+}^{\dagger}$ : interval representation and interval lengths both known
- (3)  $2\text{-COUNT}^{\dagger}$ : interval representation known but interval lengths unknown
- (4)  $2\text{-COUNT}_{+}$ : interval lengths known but interval representation unknown
- (5)  $2\text{-COUNT}$ : interval representation and interval lengths both unknown

The Kierstead-Trotter algorithm  $KT(\omega)$  still applies in this setting. Hence, 3 is an upper bound for every competitive ratio analyzed in this section. We provide non-trivial lower bounds for each competitive ratio.

**6.1. First-Fit.** The competitive ratio of First-Fit on interval graphs is at most 8 according to Naraswamy and Babu [12]. It is easy to see that the upper bound improves to at most 4 for 2-count interval graphs. We provide a simple proof of this for completeness.

**Theorem 6.1.**  $2\text{-COUNT}^{\text{First-Fit}} \leq 4$

*Proof.* Let  $x = [a, b]$  be an incoming interval. If  $x$  is a short interval, then  $x$  intersects at most  $2\omega - 2$  intervals. Therefore,  $C(x) \leq 2\omega - 1$ . If  $x$  is a long interval, then let  $M$  be the largest color assigned to an interval intersecting  $x$ . Let  $x_m$  be an interval intersecting  $x$  that was assigned the color  $M$ . If  $x_m$  is a short interval, then  $M \leq 2\omega - 1$ . If  $x_m$  is a long interval, then  $x_m$  contains  $a$  or  $b$ . Therefore, there are at most  $2\omega - 1$  long intervals intersecting  $x$  and  $C(x) \leq 2\omega - 1 + |L|$  where  $L$  is the set of long intervals intersecting  $x$ . Thus,  $C(x) \leq 4\omega - 3$ .  $\square$

The strategy from [4] for  $\sigma = 3.1$  provides us with a lower bound of  $\frac{5}{2}$ . We provide a simple outline of the strategy for convenience.

Let  $\omega = 2k$  for some positive integer  $k$ .

- (1) Play  $\text{CS}\langle k, 0 \rangle$ ,  $\text{CS}\langle k, 7 \rangle$ ,  $\text{CS}\langle k, 14 \rangle$  and  $\text{CS}\langle k, 21 \rangle$ .
- (2) Present the interval  $[-2, 6]$   $k$  times.
- (3) Present the interval  $[19, 27]$   $k$  times.
- (4) Present the interval  $[5, 13]$   $k$  times.
- (5) Present the interval  $[12, 20]$   $k$  times.

**Proposition 6.2.**  $2\text{-COUNT}^{\text{First-Fit}} \geq \frac{5}{2}$ .

**6.2. Unknown interval representation.** We show that  $2\text{-COUNT}_+ \geq \frac{5}{2}$  by showing that for every positive integer  $k$ , there is a strategy which forces  $5k$  colors on a 2-count interval graph of clique number at most  $2k$  with interval lengths in  $\{1, 4\}$ .

**Theorem 6.3.**  $2\text{-COUNT}_+ \geq \frac{5}{2}$

*Proof.* Let  $k$  be a positive integer. We construct a strategy forcing  $5k$  colors on a 2-count interval graph of clique number at most  $2k$  with interval lengths in  $\{1, 4\}$ .

We play the strategy  $\text{CS}\langle k \rangle$  forcing  $2k - 1$  colors on a unit-interval graph of clique number  $k$ . Moreover, this strategy results in a graph with unit-interval representation that can be properly contained in an interval of length  $3 + \epsilon$  for any  $\epsilon > 0$ .

Let  $N_1 = \binom{6k}{2k} + 2$  and  $N_2 = N_1 \binom{10k}{4k} + 1$ . We play the strategy  $\text{B}\langle k \rangle$   $N_2$  times resulting in  $N_2$  disjoint subgraphs  $C_1, \dots, C_{N_2}$  so that for each  $i \in \{1, \dots, N_2\}$ ,  $C_i$  has an interval representation that can be contained in any interval of length 3.5. By the pigeonhole principle, there are  $N_1$  graphs  $C_{i_1}, \dots, C_{i_{N_1}}$  which were assigned the same  $2k$  colors by the algorithm. We present  $N_1 - 2$  cliques  $S_3, S_4, \dots, S_{N_1}$  so that if  $v \in S_j$ , then  $vu$  is an edge if and only if  $u \in C_{i_j}$ . By the pigeonhole principle, there are two cliques  $S_a$  and  $S_b$  that were assigned the same  $k$  colors by the algorithm.

We force the last  $2k$  colors by presenting two cliques  $S_1$  and  $S_2$  so that if  $v \in S_1$ , then  $vu$  is an edge if and only if  $u \in C_{i_1} \cup S_a$ , and if  $v \in S_2$ , then  $vu$  is an edge if and only if  $u \in C_{i_1} \cup S_1 \cup S_b$ .

Is it straightforward to verify that the clique number of the graph is at most  $2k$ . To show that the resulting graph is a 2-count interval graph with interval lengths in  $\{1, 4\}$ , we construct the 2-count interval representation as follows.

- (1) For each  $t \in \{3, 4, \dots, N_2\} \setminus \{a, b\}$ , draw the unit-interval representation of  $C_t$  so that every interval is properly contained in the interval  $[5t+20, 5t+24]$ .
- (2) For each  $t \in \{i_1, \dots, i_{N_1}\} \setminus \{a, b\}$ , draw the interval representation of  $S_t$  by drawing the interval  $[5t + 20, 5t + 24]$   $k$  times.



- (3) Draw the unit-interval representation of  $C_a, C_1, C_2, C_b$  so that every interval is properly contained in the interval  $[0, 4], [4, 8], [8, 12], [12, 16]$ , respectively.
- (4) Draw the interval representations of  $S_a, S_1, S_2, S_b$  by drawing the intervals  $[0, 4], [4, 8], [8, 12], [12, 16]$   $k$  times each, respectively.

This defines an interval representation with the intervals in parts 1 and 3 having length 1 and the intervals in parts 2 and 4 having length 4.  $\square$

Since  $2\text{-COUNT}_+ \leq 2\text{-COUNT}$ , we get the following corollary.

**Corollary 6.4.**  $2\text{-COUNT} \geq \frac{5}{2}$ .

**6.3. Known interval representation.** In [4], Chybowski Sokól et al. present a strategy that forces  $5k$  colors on a  $(1 + \epsilon)$ -interval graph with clique number  $3k$  for any positive integer  $k$  and  $\epsilon > 0$ . This strategy requires intervals two interval lengths in  $[1, 1 + \epsilon]$  but can be carefully modified use intervals of length in  $\{1, 1 + \epsilon\}$ . Hence,  $2\text{-COUNT}_+^+ \geq \frac{5}{3}$ . They also present a strategy that forces  $7k$  colors on a  $(2 + \epsilon)$ -interval graph with clique number  $4k$  for any positive integer  $k$  and  $\epsilon > 0$ . This strategy requires intervals two interval lengths in  $[1, 2 + \epsilon]$ . However, unlike before this strategy can only be modified to require two interval lengths from an initially present set of three lengths. We present a strategy that also force  $7k$  colors on an interval graph of clique number  $4k$  but only requires two interval lengths to be presented initially.

**Theorem 6.5.**  $2\text{-COUNT}_+^+ \geq \frac{7}{4}$ .

*Proof.* Let  $\omega = 4k$  and let  $N = \binom{7k}{3k} + 1$ . We present a strategy which forces  $7k$  colors on a 2-count interval graph with clique number at most  $4k$  presented with intervals of length in  $\{1, 3N\}$ . The strategy consists of two phases.

In Phase I, we play the strategy  $\text{EL}\langle 2k, 4i \rangle$  from Lemma 4.3 resulting in a subgraph  $E_i$  which is assigned at least  $3k$  colors on a unit-interval graph of clique number  $2k$  for each  $i \in \{1, \dots, N\}$ . If the algorithm uses  $7k$  colors during Phase I, then we are done. Otherwise, move we continue with Phase II.

In Phase II, we may assume that the algorithm used less than  $7k$  colors during Phase I. By the pidgeonhole principle, there are two integers  $a$  and  $b$  with  $1 \leq a < b \leq N$  such that subgraphs  $E_a$  and  $E_b$  were assigned the same  $3k$  colors by the algorithm. We force the last  $4k$  colors by presenting the intervals  $[3b - N, 3b]$  and  $[3b, 3b + N]$   $2k$  times each.

Since  $[3b - N, 3b]$  intersects every interval in  $E_a$ ,  $[3b, 3b + N]$  intersects every interval in  $E_b$  and  $[3b - N, 3b]$  intersects  $[3b, 3b + N]$ , we force at least

$$3k + 2k + 2k = 7k$$

colors. Since  $[3b - N, 3b] \cap [3b, 3b + N] = \{3b\}$  and  $3b$  is not contained in any interval introduced during Phase I, the clique number of the graph is  $4k$ .  $\square$

Since  $2\text{-COUNT}^+ \geq 2\text{-COUNT}_+^+$ , we get the following corollary.

**Corollary 6.6.**  $2\text{-COUNT}^+ \geq \frac{7}{4}$ .

Any known strategy that achieves a lower bound greater than  $\frac{7}{4}$  on any class of interval graphs presented with interval representation requires at least three interval lengths. We present a strategy that achieves a lower bound of two with only two interval lengths presented initially.

**Theorem 6.7.**  $2\text{-COUNT}^+ \geq 2$ .

*Proof.* Let  $\omega = 4k$ . We present a strategy that forces  $8k$  colors on a 2-count interval graph constructed via interval representation. The strategy consists of two phases. Let  $N = \binom{8k}{3k} + 1$ . Phase I consists of  $N$  subphases  $P_1(i)$ .

We define  $P_1(i)$  for  $i \in \{1, \dots, N\}$ . For  $P_1(1)$ , we play  $\text{EL}\langle 2k, 12^{N^2+j} \rangle$  resulting in a subgraph  $E_j^1$  for each  $j \in \{1, \dots, N\}$ . If algorithm uses  $8k$  colors in  $P_1(1)$ , then we are done. Otherwise, we continue onto  $P_1(2)$ . By the pidgeonhole principle, there are integers  $a_1 < b_1$  such that  $E_{a_1}^1$  and  $E_{b_1}^1$  were assigned the same  $3k$  colors by the algorithm and no interval introduced up to this point intersects the interval  $[l_1 + \delta_1, r_1 - \delta_1]$  where  $l_1 \in \mathbb{R}$  is the leftmost left endpoint in  $E_{a_1}^1$ ,  $r_1 \in \mathbb{R}$  is the rightmost right endpoint in  $E_{b_1}^1$  and  $\delta_1 = \frac{1}{12}(r_1 - l_1)$ . Let  $m_1 = \frac{1}{2}(l_1 + r_1)$ . For  $P_1(2)$ , we play  $\text{EL}\langle 2k, 12^{N^2-N+j} \rangle$  resulting in a subgraph  $E_j^1$  for each  $j \in \{1, \dots, N\}$ . In general,  $P_1(t)$  results in a subgraph  $E_j^t$  for each  $j \in \{1, \dots, N\}$ . If algorithm uses  $8k$  colors in  $P_1(t)$ , then we are done. Otherwise, we continue onto  $P_1(t+1)$ . By the pidgeonhole principle, there are integers  $a_t < b_t$  such that  $E_{a_t}^t$  and  $E_{b_t}^t$  were assigned the same  $3k$  colors by the algorithm and no interval introduced up to this point intersects the interval  $[l_t + \delta_t, r_t - \delta_t]$  where  $l_t \in \mathbb{R}$  is the leftmost left endpoint in  $E_{a_t}^t$ ,  $r_t \in \mathbb{R}$  is the rightmost right endpoint in  $E_{b_t}^t$  and  $\delta_t = \frac{1}{12}(r_t - l_t)$ . Let  $m_t = \frac{1}{2}(l_t + r_t)$ . For  $P_1(t+1)$ , we play  $\text{EL}\langle 2k, 12^{N^2-(t-1)N+j} \rangle$  resulting in a subgraph  $E_j^{t+1}$  for each  $j \in \{1, \dots, N\}$ . If the algorithm used  $8k$  colors in Phase I, then we are done. Otherwise, we continue onto Phase II.

In Phase II, we may assume that the algorithm used less than  $8k$  colors during Phase I. By the pidgeonhole principle, there are integers  $p < q$  such that  $E_{a_p}^p, E_{b_p}^p, E_{a_q}^q, E_{b_q}^q$  were all assigned the same  $3k$  colors by the algorithm and no interval introduced in Phase I intersects the set

$$[l_p + \delta_p, r_p - \delta_p] \setminus [m_p, m_p + \delta_p] \cup \{m_q\}.$$

Let  $\Delta = 4\delta_p$ . We first introduce the intervals  $[l_p, l_p + \Delta]$  and  $[r_p - \Delta, r_p]$   $2k$  times each. Let  $A$  denote the set of colors that the algorithm assigned to the  $[l_p, l_p + \Delta]$  intervals and  $B$  denote the set of colors that the algorithm assigned to the  $[r_p - \Delta, r_p]$  intervals. If  $|A \cap B| < k$ , we introduce the interval  $[l_p + \Delta, r_p - \Delta]$   $2k$  times. Let  $C$  denote the set of colors used on the  $[l_p + \Delta, r_p - \Delta]$  intervals. Then, we force a total of at least

$$3k + |A \cup B| + |C| < 3k + 3k + 2k = 8k$$

colors. If  $|A \cap B| \geq k$ , we introduce the intervals  $[m_q - \Delta, m_q]$  and  $[m_q, m_q + \Delta]$   $2k$  times each. Let  $C$  and  $D$  be the sets of colors assigned to the  $[m_q - \Delta, m_q]$  and  $[m_q, m_q + \Delta]$  intervals, respectively. Then, we force a total of at least  $8k$  colors.  $\square$

## REFERENCES

- [1] BIRÓ, C., AND CURBELO, I. R. Improved lower bound on the on-line chain partitioning of semi-orders with representation. *Discrete Math.* 346, 12 (2023), Paper No. 113656, 7.
- [2] BOSEK, B., FELSNER, S., KLOCH, K., KRAWCZYK, T., MATECKI, G., AND MICEK, P. On-line chain partitions of orders: a survey. *Order* 29, 1 (2012), 49–73.
- [3] CHROBAK, M., AND ŚLUSAREK, M. On some packing problem related to dynamic storage allocation. *RAIRO Inform. Théor. Appl.* 22, 4 (1988), 487–499.

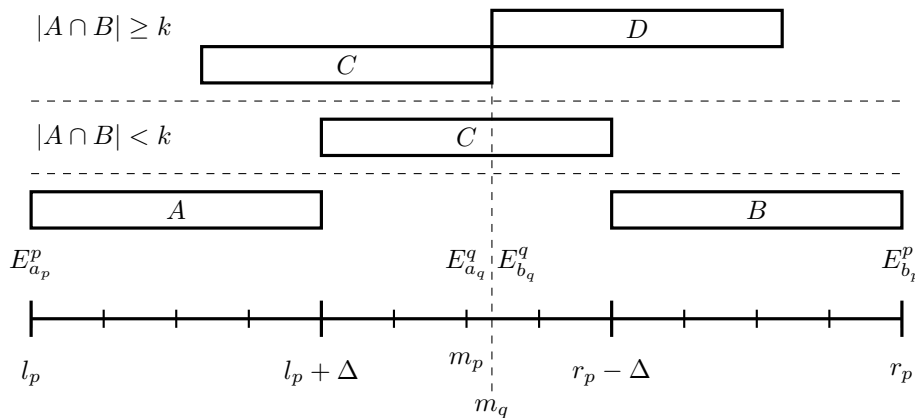


FIGURE 4. Strategy for Theorem 6.7

[4] CHYBOWSKA-SOKÓŁ, J., GUTOWSKI, G., JUNOSZA-SZANIAWSKI, K., MIKOS, P., AND POLAK, A. Online coloring of short intervals. *European J. Combin.* 118 (2024), Paper No. 103919, 23.

[5] EPSTEIN, L., AND LEVY, M. Online interval coloring and variants. In *Automata, languages and programming*, vol. 3580 of *Lecture Notes in Comput. Sci.* Springer, Berlin, 2005, pp. 602–613.

[6] HALLDÓRSSON, M. M. Parallel and on-line graph coloring. *J. Algorithms* 23, 2 (1997), 265–280.

[7] HALLDÓRSSON, M. M., AND SZEGEDY, M. Lower bounds for on-line graph coloring. *Theoret. Comput. Sci.* 130, 1 (1994), 163–174.

[8] KIERSTEAD, H. A. The linearity of first-fit coloring of interval graphs. *SIAM J. Discrete Math.* 1, 4 (1988), 526–530.

[9] KIERSTEAD, H. A., AND QIN, J. Coloring interval graphs with First-Fit. *Discrete Math.* 144, 1-3 (1995), 47–57. *Combinatorics of ordered sets (Oberwolfach, 1991)*.

[10] KIERSTEAD, H. A., SMITH, D. A., AND TROTTER, W. T. First-fit coloring on interval graphs has performance ratio at least 5. *European J. Combin.* 51 (2016), 236–254.

[11] KIERSTEAD, H. A., AND TROTTER, JR., W. T. An extremal problem in recursive combinatorics. *Congr. Numer.* 33 (1981), 143–153.

[12] NARAYANASWAMY, N. S., AND SUBHASH BABU, R. A note on first-fit coloring of interval graphs. *Order* 25, 1 (2008), 49–53.

[13] PEMMARAJU, S. V., RAMAN, R., AND VARADARAJAN, K. Buffer minimization using max-coloring. In *Proceedings of the Fifteenth Annual ACM-SIAM Symposium on Discrete Algorithms* (2004), ACM, New York, pp. 562–571.

[14] WOODALL, D. R. Applications of polymatroids and linear programming to transversals and graphs. In *Combinatorics (Proc. British Combinatorial Conf., Univ. Coll. Wales, Aberystwyth, 1973)* (1974), London Math. Soc. Lecture Note Ser., No. 13, Cambridge Univ. Press, London, pp. 195–200.

Email address: icurbelo@kean.edu

DEPARTMENT OF MATHEMATICAL SCIENCES, KEAN UNIVERSITY, UNION, NJ 07083