

Nonlinear Stage of Modulational Instability in Repulsive Two-Component Bose-Einstein Condensates

S. Mossman,^{1,2} S. I. Mistakidis,³ G. C. Katsimiga,³ A. Romero-Ros,^{4,5}
G. Biondini,⁶ P. Schmelcher,^{7,8} P. Engels,² and P. G. Kevrekidis⁹

¹*Department of Physics and Biophysics, University of San Diego, San Diego, CA 92110*

²*Department of Physics and Astronomy, Washington State University, Pullman, Washington 99164-2814*

³*Department of Physics, Missouri University of Science and Technology, Rolla, MO 65409, USA*

⁴*Departament de Física Quàntica i Astrofísica (FQA),*

Universitat de Barcelona (UB), c. Martí i Franqués, 1, 08028 Barcelona, Spain

⁵*Institut de Ciències del Cosmos (ICCUB), Universitat de Barcelona (UB), c. Martí i Franqués, 1, 08028 Barcelona, Spain*

⁶*Department of Mathematics, State University of New York, Buffalo, New York 14260, USA*

⁷*Center for Optical Quantum Technologies, Department of Physics,*

University of Hamburg, Luruper Chaussee 149, 22761 Hamburg, Germany

⁸*The Hamburg Centre for Ultrafast Imaging, University of Hamburg, Luruper Chaussee 149, 22761 Hamburg, Germany*

⁹*Department of Mathematics and Statistics, University of Massachusetts Amherst, Amherst, MA 01003-4515, USA*

(Dated: December 24, 2024)

Modulational instability (MI) is a fundamental phenomenon in the study of nonlinear dynamics, spanning diverse areas such as shallow water waves, optics, and ultracold atomic gases. In particular, the nonlinear stage of MI has recently been a topic of intense exploration, and has been shown to manifest, in many cases, in the generation of dispersive shock waves (DSWs). In this work, we experimentally probe the MI dynamics in an immiscible two-component ultracold atomic gas with exclusively repulsive interactions, catalyzed by a hard-wall-like boundary produced by a repulsive optical barrier. We analytically describe the expansion rate of the DSWs in this system, generalized to arbitrary inter-component interaction strengths and species ratios. We observe excellent agreement among the analytical results, an effective 1D numerical model, full 3D numerical simulations, and experimental data. Additionally, we extend this scenario to the interaction between two counterpropagating DSWs, which leads to the production of Peregrine soliton structures. These results further demonstrate the versatility of atomic platforms towards the controlled realization of DSWs and rogue waves.

Introduction. One of the most universal characteristics of nonlinear media, whether in water waves, acoustics, or nonlinear optics, is the susceptibility of plane waves to minor disturbances, known as modulational instability (MI) [1]. MI is a topic of active theoretical and experimental investigation, both in its own right [2] and as a tool to produce solitary waves across dimensions [3] and fields of application [4–7].

The linear stage of MI is characterized by an exponential growth of perturbations with small wavenumbers, as verified by linearizing the governing equations around a uniform background. However, when such perturbations grow to a size comparable to the background, their dynamics enter a more complex regime referred to as the nonlinear stage of MI [8, 9]. The simplest dynamical model for the description of MI is the single-component self-focusing nonlinear Schrödinger (NLS) equation in one dimension with cubic nonlinearity. It was conjectured in Ref. [10] that the nonlinear stage of MI in the NLS equation is described by certain self-similar solutions of the corresponding Whitham modulation equations [11]. Such solutions were shown to arise from a large class of initial conditions [9] using the inverse scattering transform for the focusing NLS equation with nonzero background [12]. The nonlinear stage of MI was later observed in optical fiber experiments [13, 14], and similar phenomena were then also shown to arise in more general NLS-type systems [15].

Ultracold atom quantum simulators provide highly controllable platforms that enable the realization of complex nonequilibrium phenomena, thanks to their exquisite tunability in terms of system parameters [16–18]. In this context,

MI has been examined predominantly in the setting of single-component gases, as a means of generating bright soliton trains [19, 20]. Real-time imaging has further elucidated these soliton features (growing sidebands, adjacent soliton phase etc.) in more recent studies [21, 22]. In higher dimensions, MI was also leveraged to induce fragmentation, producing Townes solitons in two-dimensions [23, 24] and self-patterned Townes-soliton necklaces in the presence of a vortex [25]. However, the nonlinear stage of MI has not yet been observed in repulsive (defocusing) multi-component atomic systems. The latter setting has recently been exploited for a diverse palette of experiments to study effectively attractive dynamics, ranging from the formation of Townes solitons [26] in quasi-two-dimensional condensates [27] to that of rogue waves in the form of Peregrine solitons (PS) in effectively one-dimensional systems [28]. The interplay of the full system’s repulsive interactions and the resulting effective dynamics, as well as the richness of the multi-component setting, render this a particularly useful and versatile platform.

In this Letter, we experimentally and theoretically demonstrate the emergence of MI in a defocusing multi-component medium consisting of two hyperfine states of a ⁸⁷Rb Bose-Einstein condensate (BEC). Specifically, we analytically characterize the nonlinear stage of MI in this system by investigating the dynamical effects produced by the presence of a hard repulsive barrier enforcing a dam-break problem [29, 30], namely step-like initial conditions with zero velocity. While previous studies have primarily focused on asymmetric settings [27, 28] consisting of a majority and a minority com-

ponent, leading to effective single-component self-focusing dynamics, here we showcase the manifestation of features such as MI and rogue waves *for arbitrary particle ratios between the immiscible components*, all the way to equal atom mixtures. Excellent agreement among experiment and three-dimensional (3D) mean-field theory is observed. This setup enables a quantitative characterization of the emergent non-stationary, coherent, nonlinear oscillatory structures referred to as dispersive shock waves (DSWs), previously experimentally realized in repulsive single-component BECs [31, 32], and it also enables the potential realization of collisions between them. The latter are experimentally achieved by utilizing a geometry of two repulsive barriers, mimicking a matter-wave cavity which triggers the interference of multiple dam-breaks and leads to the formation of a PS [28].

Experimental results. We begin with a BEC of approximately 9×10^5 ^{87}Rb atoms in an elongated optical trap with frequencies $\omega_{x,y,z} = 2\pi \times (2.5, 246, 261)$ Hz. The BEC is prepared in the $|F, m_F\rangle = |1, -1\rangle$ state in the presence of a narrow Gaussian beam generated by a 660 nm laser. The beam produces a repulsive barrier for the atoms that is placed at the center of the trap, with widths $s_x = 7.5 \mu\text{m}$ and $s_y = 59.8 \mu\text{m}$ and a potential height corresponding to approximately $I_0 = 300$ nK, sufficient to completely split the condensate. This initial state shows no meaningful dynamics over long timescales if left as a single spin component [33]. To initiate dynamics, we use fast microwave and RF pulses to prepare a mixture of the $|1, 0\rangle$ state with the $|2, 0\rangle$ state. This procedure results in a *highly reproducible initial state*, followed by MI features deterministically seeded by the edge of the stationary barrier. There is a slight atom loss of approximately 0.23% per ms for the atoms in the $|2, 0\rangle$ state, which, however, we have fully taken into account in the numerical simulations and find that it does not significantly impact the dynamics.

A principal experimental result of this work is summarized in Figs. 1(a)-(c). Fig. 1(a) shows an example of a single experimental absorption image taken 60 ms after the preparation of an equally populated spin mixture, with the $|2, 0\rangle$ state appearing as the upper cloud and $|1, 0\rangle$ as the lower cloud in the panel. Each image is taken after 14 ms of free fall, allowing the $|2, 0\rangle$ state to be transferred back to the $|1, -1\rangle$ state, followed by a Stern-Gerlach process to image the two spin components simultaneously. Fig. 1(b) depicts the integrated cross sections corresponding to Fig. 1(a) but averaged over 15 independent experimental realizations. The complementarity of the density modulations in the two spin states demonstrates the energy scale of these excitations – the instability excites spin oscillation modes without significantly affecting the overall condensate density. Moving forward, we present only the $|2, 0\rangle$ state recognizing that the $|1, 0\rangle$ state forms a complementary pattern.

The experimental procedure is repeated for 15 independent observations, taken every 5 ms from the creation of the spin mixture up to 150 ms later. Each integrated cross section is then represented as a row on the space-time diagram in Fig. 1(c). The structures observed here are hallmarks of the nonlinear stage of MI, consisting of a gradual spatial transition between a harmonic outer edge and a cen-

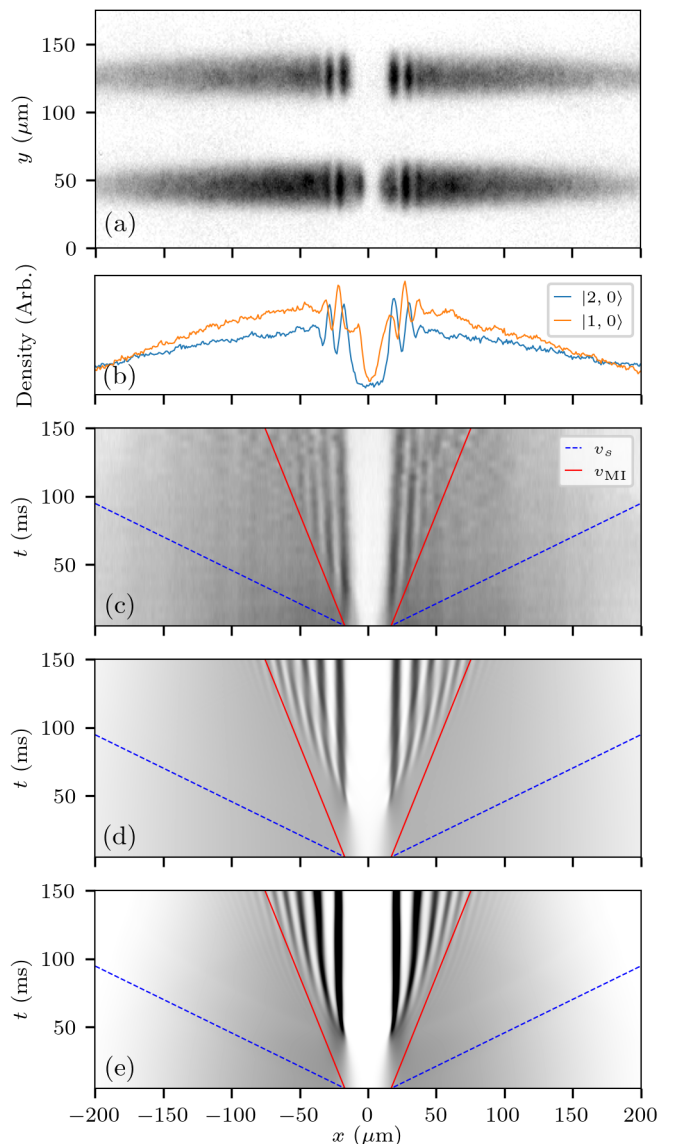


FIG. 1. Experimental and numerical demonstration of the nonlinear stage of MI from a repulsive barrier for an initially 50:50 mixture of $|2, 0\rangle$ and $|1, 0\rangle$ atoms. (a) Single-shot absorption image taken after 60 ms of evolution time showing the $|2, 0\rangle$ state above the $|1, 0\rangle$ state. (b) Integrated cross sections averaging over 15 independent experimental realizations corresponding to the absorption image in panel (a). (c) Spacetime evolution of the average integrated cross sections for the $|2, 0\rangle$ state. The blue dashed lines show the experimentally determined speed of sound and the red lines depict the theoretically predicted MI expansion rate given in Eq. 4. Density evolution of the (d) integrated cross sections from 3D numerical simulations and (e) 1D simulations of the experimental conditions overlaid with the same lines as in panel (c).

tral solitonic edge on either side of the barrier in the form of a DSW structure. In Fig. 1(c), dashed blue lines represent the speed of sound in this system, while red lines mark the speed of the MI envelope predicted by the 1D analytical expression Eq. 4 below. Good agreement between the expected MI growth rate and the experimental observations

found. The speed of sound in this system was determined experimentally to be $v_s = 2.0(1) \mu\text{m}/\text{ms}$ in a separate experiment, under similar conditions, where the barrier was suddenly doubled in strength to produce two outward traveling sound pulses, see also the supplemental material (SM) [33]. In addition, we simulate the experimental conditions described above in both a 3D and an effective 1D model (detailed in SM) shown in Figs. 1(d) and 1(e), respectively. In all cases, we observe excellent agreement with the experimental observations which are also in line with the analytical predictions of the MI growth.

Modulationally unstable dynamics. For the numerical implementation of our setup, we begin with all atoms residing in the $|1, -1\rangle$ hyperfine state of ^{87}Rb . As a first step, the mean-field ground state of this single-component setup is obtained, via imaginary time-propagation, in the presence of the harmonic trap and the superimposed optically induced repulsive potential barrier

$$V(\mathbf{r}) = \frac{1}{2}M(\omega_x^2 x^2 + \omega_y^2 y^2 + \omega_z^2 z^2) + V_0 e^{-2\left[\left(\frac{x}{s_x}\right)^2 + \left(\frac{y}{s_y}\right)^2\right]}. \quad (1)$$

The potential barrier is characterized by its height V_0 and widths (s_x, s_y) , in line with the experimental values previously reported. This divides the BEC into two distinct, non-overlapping density regions.

Next, we numerically simulate the experimental RF protocol by suddenly generating specific population mixtures, namely either a 50:50 or an 85:15 mixture of the $|1, 0\rangle$ and $|2, 0\rangle$ hyperfine states, respectively. The relevant scattering lengths are $a_{11} = 100.86a_0$, $a_{22} = 94.57a_0$, and $a_{12} = a_{21} = 98.9a_0$, with a_0 denoting the Bohr radius. These scattering lengths result in an immiscible mixture. In the case of a large population imbalance among the hyperfine states, they lead to effectively attractive dynamics in the minority component, dictated by $a_{\text{eff}} = a_{22} - a_{12}^2/a_{11} < 0$ [27, 28, 34]. This, in turn, allows to observe focusing phenomena, such as the MI, in an otherwise repulsive environment. Importantly, the potential barrier used is crucial for inducing the creation of counter-propagating DSWs.

The dynamics of the two-component system is monitored through the coupled 3D Gross-Pitaevskii equations (GPEs) [4, 35]

$$i\hbar \frac{\partial \Psi_F}{\partial t} = \left[-\frac{\hbar^2}{2M} \nabla_{\mathbf{r}}^2 + V(\mathbf{r}) + \sum_{F'=1}^2 g_{FF'}^{(3D)} |\Psi_{F'}|^2 \right] \Psi_F, \quad (2)$$

where $\mathbf{r} = (x, y, z)$. The wave function of the $F = 1, 2$ hyperfine state is $\Psi_F \equiv \Psi_F(\mathbf{r}, t)$. Additionally, $g_{FF'}^{(3D)} = 4\pi N_{F'} \hbar^2 a_{FF'}/M$ are the intra- ($F = F'$) and inter-component ($F \neq F'$) interaction coefficients related to the 3D s-wave scattering lengths $a_{FF'}$, whilst N_F refers to the F spin channel atom number.

A typical example demonstrating the dynamical manifestation of MI and the resulting DSW formation is depicted in Fig. 1(d). Here, our 3D mean-field simulations are based on the experimental parameters of Fig. 1(c) and account for an atom-loss rate in the $|2, 0\rangle$ state. The corresponding integrated density evolution, $n(x, t) = \int dy dz |\Psi_F(x, y, z; t)|^2$, reveals

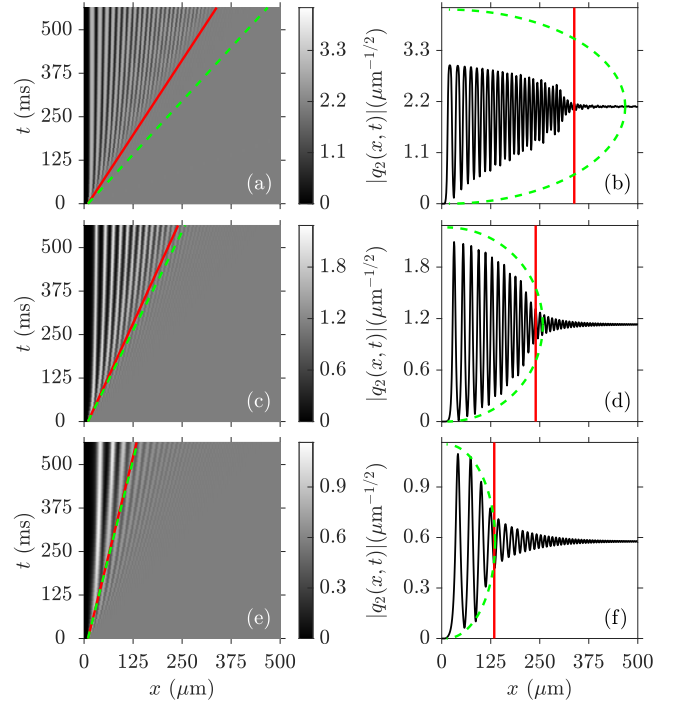


FIG. 2. Numerical 1D results of the nonlinear stage of MI of the $|2, 0\rangle$ component in a (a)-(b) 50:50, (c)-(d) 85:15, and (e)-(f) 96:4 mixture. (a), (c), (e), Spatiotemporal evolution of the minority component's wavefunction magnitude, $|q_2(x, t)|$. (b), (d), (f), Snapshot of $|q_2(x, t)|$ at $t = 564$ ms. Red lines mark the edge of the modulated region described by Eq. (4). Dashed green lines depict the envelope of the modulations dictated by Eq. (5). Due to symmetry, only the positive x -axis is shown.

the emission of two counter propagating DSWs featuring density undulations, both stemming from the Riemann-type initial condition emulated by the steep barrier. These DSWs, which describe the nonlinear stage of MI, expand with a speed represented by the red lines in Fig. 1(d). The relevant density modulations along with the characteristic speed of their envelope are more clearly discernible as compared to the experiment, see Figs. 1(c), (d).

Nonlinear stage of MI. To obtain a theoretical handle on the observed phenomenology, we start with the following coupled 1D NLS system, written in dimensionless units,

$$i q_{j,t} + q_{j,xx} - 2(g_{j1}|q_1|^2 + g_{j2}|q_2|^2) q_j = 0. \quad (3)$$

Here, $j = 1, 2$, while constants g_{jk} (for $j, k = 1, 2$), quantify the effective 1D intra- ($j = k$) and inter-component ($j \neq k$) interactions, and subscripts t and x denote temporal and spatial differentiation, respectively, of each component's 1D wavefunction $q_j(x, t)$. It is known that for an immiscible mixture (i.e., $g_{11}g_{22} < g_{12}^2$), MI can occur even in repulsive, $g_{jk} > 0$, BECs [36–38]. On the other hand, to the best of our knowledge, the MI-driven dynamical response has never been analytically characterized nor experimentally observed in such systems. It turns out that it is possible to prove (see SM [33] for the explicit derivation) that in such a scenario, the speed of the edge of the modulated region generalizes to $x(t) = \pm V_{2c} t$.

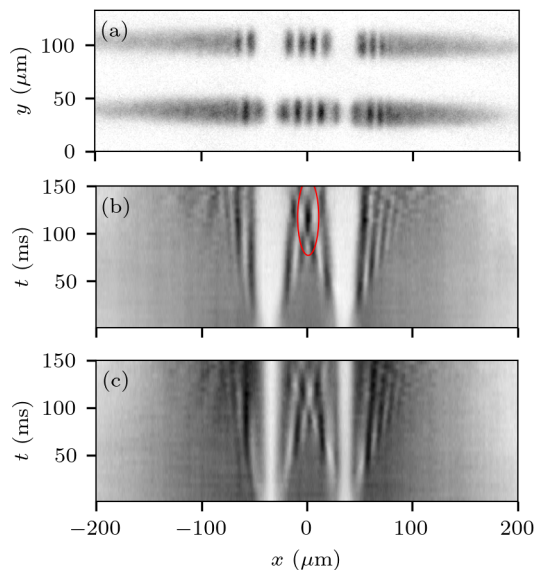


FIG. 3. Experimental images depicting DSW interaction produced by two barriers and subsequent PS formation in a 50:50 immiscible mixture. (a) Absorption image taken after 80 ms of evolution time with $|2, 0\rangle$ appearing above $|1, 0\rangle$. Spacetime evolution of the (b) $|2, 0\rangle$ and (c) $|1, 0\rangle$ component featuring complementary density profiles. A PS (red circle) appears at the center of the interference region.

The involved velocity reads

$$V_{2c} = 4\sqrt{-g_{\pm} + \sqrt{g_{\pm}^2 + 4Q_1^2 Q_2^2 g_{12}^2}}, \quad (4)$$

with $g_{\pm} = g_{11}Q_1^2 \pm g_{22}Q_2^2$, and Q_j denoting the background amplitude of each component. The prediction of Eq. (4) can be compared to the analogous one of the single-component setting. The dynamics of the latter, characterized by the complex wavefunction $q(x, t)$, is governed by the NLS equation, $iq_t + q_{xx} - 2g|q|^2q = 0$, with $g < 0$ ($g > 0$) referring to the focusing (defocusing) nonlinearity. In this context, the edge of the modulated region propagates as $x(t) = \pm V_{\text{nls}}t$ [9, 10], having velocity $V_{\text{nls}} = 4q_0\sqrt{-2g}$ (for background amplitude q_0).

For a highly particle-imbalanced two-component mixture, it is natural to take the limiting case of $Q_2 \ll Q_1$ in Eq. (4) in order to identify analogies with the single-component scenario (of the minority component). Expanding the inner square root and neglecting higher-order terms leads to

$$V_{2c} = 4Q_2\sqrt{-2g_{\text{eff}} + \mathcal{O}(Q_2^2)}. \quad (5)$$

Eq. (5) is equivalent to V_{nls} with an effective 1D coupling $g_{\text{eff}} = g_{22} - g_{12}^2/g_{11}$ for the minority component of background amplitude Q_2 . This is in line with the earlier analysis of the effective single (minority) component reduction in [27, 34]. However, we emphasize that Eq. (4) is valid in the more general case of arbitrary particle imbalanced BEC components.

The resultant density dynamics of one of the components of the 50:50 mixture stemming from the 1D GPE analysis is depicted in Fig. 1(e). Here, both the velocity of the MI edge, predicted by Eq. (4), and that of the experimentally

determined speed of sound are depicted. Evidently, the observed density modulations exhibit a propagation speed that is in accordance with the analytical prediction for the 50:50 mixture. Additionally, the transition between particle balanced to highly imbalanced settings (and hence effectively single-component) is demonstrated in Fig. 2. Particularly, Figs. 2(a), 2(c) and 2(e) illustrate the spatiotemporal evolution of the minority component's wavefunction magnitude, $|q_2(x, t)|$, accompanied by the edges of the MI in two- (solid red line) and single-component (green dashed line) setups [see Eqs. (4) and (5), respectively]. Additionally, Figs. 2(b), 2(d) and 2(f) showcase specific snapshots at $t = 564$ ms. Here, for reference, the envelope of the MI calculated from the single-component setting reported in Ref. [39] is also depicted (see more details in SM [33]). It can be readily seen that, as the particle imbalance increases, the MI occurs at longer evolution times and the envelope of the resulting structure expands more slowly. Interestingly, the analytical estimates of the MI speed are in agreement with the outcome of the mean-field simulations. The MI speed and envelope profile approach their single-component counterpart with $g = g_{\text{eff}}$ in the limit of $Q_2 \ll Q_1$, corroborating the relevant reduction.

Two-component dam-break problem. Finally, we extend our considerations to a geometry consisting of two barriers, each of which produces density modulations on either of its sides, as presented in Fig. 3. This more exotic scenario, resembling a matter-wave cavity (e.g., motivated by similar formulations in the case of solitonic collisions [40]), produces an interference pattern of the two DSWs emerging between the barriers as a result of the nonlinear stage of MI. An important byproduct of such interference in the semi-classical limit of focusing NLS models has been theoretically identified relatively recently in the work of Ref. [41]. There, it was found that this interference results in the formation of PS structures, a feature that was justified based on the analysis of the integrable properties of the relevant model. Here, we showcase the fact that even in our two-component, repulsive interaction generalization, both the numerical simulations (not shown), but crucially also the experimental data of Figs. 3(b) and 3(c) support the (unprecedented, to our knowledge) manifestation of this type of PS-generating dam-break interference in the realm of atomic BECs. In fact, we have further verified the existence of the PS by fitting to its analytically available waveform [42, 43]. This reveals a very good agreement within the region of the PS core accompanied by a π phase jump between its core and tails. Also, we have checked experimentally that an increasing inter-barrier distance leads to PS formation at longer times.

Conclusions. We have examined the nonlinear stage of MI in a two-component repulsive BEC of two hyperfine states of ^{87}Rb atoms, featuring a repulsive barrier. The manifestation of MI, which leads to DSW formation, is experimentally observed for immiscible species, and theoretically analyzed for arbitrary ratios between the two components. Expanding on the analysis of the reducible majority-minority case, we favorably compare our experimental and numerical results with analytical formulae for the relevant wavefunction, its envelope, and propagation speed. Beyond the very good agreement

between 3D numerics and experimental observations, and the definitive qualitative understanding enabled by the 1D analysis, we have also explored the more exotic scenario where two repulsive barriers, emulating a matter-wave cavity, induce the interference of multiple dam-breaks. These, in line with relevant earlier theoretical predictions [41], have been verified to seed the emergence of a PS structure, providing an intriguing alternative avenue for its experimental realization compared to the gradient catastrophe one [44] recently realized within BECs [28].

This work provides exciting avenues for further exploration, including a quantitative characterization of the nonlinear stage of MI for arbitrary coefficients in multi-component systems utilizing Whitham modulation theory [30, 39], or the investigation of the impact of spinor settings or progressively higher dimensions, which may give rise to similar or other interesting patterns [3]. The identification of underlying correlation phenomena [18] emanating from the nonlinear stage of MI is of considerable interest. Another intriguing prospect

is the study of possible universal features when the barrier is driven, triggering turbulent cascades [45, 46].

Acknowledgements. A.R.R. acknowledges MCIN/AEI/10.13039/501100011033 from grants: PID2023-147112NB-C22; CNS2022-135529 through the “European Union NextGenerationEU/PRTR”; CEX2019-000918-M through the “Unit of Excellence María de Maeztu 2020-2023” award to the Institute of Cosmos Sciences; and by the Generalitat de Catalunya, grant 2021SGR01095. P.E. acknowledges funding from NSF through Grant No. PHY-2207588 as well as support from a Boeing Endowed Professorship at WSU. This research was also supported in part by the National Science Foundation under Grant No. NSF PHY-1748958. S.I.M. acknowledges support from the Missouri Science and Technology, Department of Physics, Startup fund. This material is also based upon work supported by the US National Science Foundation under Grant No. PHY-2110030, PHY-2408988 and DMS-2204702 (P.G.K.).

-
- [1] V. Zakharov and L. Ostrovsky, Modulation instability: The beginning, *Physica D* **238**, 540 (2009).
- [2] P. J. Everitt, M. A. Sooriyabandara, M. Guasoni, P. B. Wigley, C. H. Wei, G. D. McDonald, K. S. Hardman, P. Manju, J. D. Close, C. C. N. Kuhn, S. S. Szigeti, Y. S. Kivshar, and N. P. Robins, Observation of a modulational instability in bose-einstein condensates, *Phys. Rev. A* **96**, 041601 (2017).
- [3] C.-A. Chen and C.-L. Hung, Observation of universal quench dynamics and townes soliton formation from modulational instability in two-dimensional bose gases, *Phys. Rev. Lett.* **125**, 250401 (2020).
- [4] P. G. Kevrekidis, D. J. Frantzeskakis, and R. Carretero-González, *The Defocusing Nonlinear Schrödinger Equation: From Dark Soliton to Vortices and Vortex Rings*, Other Titles in Applied Mathematics (Society for Industrial and Applied Mathematics, Philadelphia, 2015).
- [5] Y. S. Kivshar and G. P. Agrawal, *Optical Solitons: From Fibers to Photonic Crystals* (Academic Press, 2003) pp. 1–540.
- [6] M. Ablowitz, *Nonlinear Dispersive Waves, Asymptotic Analysis and Solitons* (Cambridge University Press, Cambridge, 2011).
- [7] M. Kono and M. Skorić, *Nonlinear Physics of Plasmas* (Springer-Verlag, Heidelberg, 2010).
- [8] V. E. Zakharov and A. A. Gelash, Nonlinear stage of modulation instability, *Phys. Rev. Lett.* **111**, 054101 (2013).
- [9] G. Biondini and D. Mantzavinos, Universal nature of the nonlinear stage of modulational instability, *Phys. Rev. Lett.* **116**, 043902 (2016).
- [10] G. El’, A. Gurevich, V. Khodorovskii, and A. Krylov, Modulational instability and formation of a nonlinear oscillatory structure in a “focusing” medium, *Physics Letters A* **177**, 357 (1993).
- [11] G. B. Whitham, Non-linear dispersive waves, Proceedings of the Royal Society of London. Series A. Mathematical and Physical Sciences **283**, 238 (1965).
- [12] G. Biondini and G. Kovačič, Inverse scattering transform for the focusing nonlinear Schrödinger equation with nonzero boundary conditions, *J. Math. Phys.* **55**, 031506 (2014).
- [13] F. Bonnefoy, A. Tikan, F. Copie, P. Suret, G. Ducrozet, G. Prabhudesai, G. Michel, A. Cazaubiel, E. Falcon, G. El, and S. Randoux, From modulational instability to focusing dam breaks in water waves, *Phys. Rev. Fluids* **5**, 034802 (2020).
- [14] F. Copie, S. Randoux, and P. Suret, The physics of the one-dimensional nonlinear schrödinger equation in fiber optics: Rogue waves, modulation instability and self-focusing phenomena, *Reviews in Physics* **5**, 100037 (2020).
- [15] G. Biondini, S. Li, D. Mantzavinos, and S. Trillo, Universal behavior of modulationally unstable media, *SIAM Review* **60**, 888 (2018).
- [16] I. Bloch, J. Dalibard, and W. Zwerger, Many-body physics with ultracold gases, *Rev. Mod. Phys.* **80**, 885 (2008).
- [17] C. Gross and I. Bloch, Quantum simulations with ultracold atoms in optical lattices, *Science* **357**, 995 (2017).
- [18] S. I. Mistakidis, A. G. Volosniev, R. E. Barfknecht, T. Fogarty, T. Busch, A. Foerster, P. Schmelcher, and N. T. Zinner, Few-body bose gases in low dimensions—a laboratory for quantum dynamics, *Physics Reports* **1042**, 1 (2023).
- [19] K. E. Strecker, G. B. Partridge, A. G. Truscott, and R. G. Hulet, Formation and propagation of matter-wave soliton trains, *Nature* **417**, 150 (2002).
- [20] K. E. Strecker, G. B. Partridge, A. G. Truscott, and R. G. Hulet, Bright matter wave solitons in Bose–Einstein condensates, *New J. Phys.* **5**, 73 (2003).
- [21] J. H. V. Nguyen, D. Luo, and R. G. Hulet, Formation of matter-wave soliton trains by modulational instability, *Science* **356**, 422 (2017).
- [22] P. J. Everitt, M. A. Sooriyabandara, M. Guasoni, P. B. Wigley, C. H. Wei, G. D. McDonald, K. S. Hardman, P. Manju, J. D. Close, C. C. N. Kuhn, S. S. Szigeti, Y. S. Kivshar, and N. P. Robins, Observation of a modulational instability in bose-einstein condensates, *Phys. Rev. A* **96**, 041601 (2017).
- [23] C.-A. Chen and C.-L. Hung, Observation of universal quench dynamics and townes soliton formation from modulational instability in two-dimensional bose gases, *Phys. Rev. Lett.* **125**, 250401 (2020).
- [24] C.-A. Chen and C.-L. Hung, Observation of scale invariance in two-dimensional matter-wave townes solitons, *Phys. Rev. Lett.* **127**, 023604 (2021).

- [25] S. Banerjee, K. Zhou, S. K. Tiwari, H. Tamura, R. Li, P. Kevrekidis, S. I. Mistakidis, V. Walther, and C.-L. Hung, Collapse of a quantum vortex in an attractive two-dimensional bose gas, arXiv:2406.00863 (2024).
- [26] Y. V. Kartashov, B. A. Malomed, and L. Torner, Solitons in nonlinear lattices, *Rev. Mod. Phys.* **83**, 247 (2011).
- [27] B. Bakkali-Hassani, C. Maury, Y.-Q. Zou, É. Le Cerf, R. Saint-Jalm, P. C. M. Castilho, S. Nascimbene, J. Dalibard, and J. Beugnon, Realization of a Townes Soliton in a Two-Component Planar Bose Gas, *Phys. Rev. Lett.* **127**, 023603 (2021).
- [28] A. Romero-Ros, G. C. Katsimiga, S. I. Mistakidis, S. Mossman, G. Biondini, P. Schmelcher, P. Engels, and P. G. Kevrekidis, Experimental realization of the peregrine soliton in repulsive two-component bose-einstein condensates, *Phys. Rev. Lett.* **132**, 033402 (2024).
- [29] G. B. Whitham, *Linear and nonlinear waves* (John Wiley & Sons, 2011).
- [30] G. El and M. Hoefer, Dispersive shock waves and modulation theory, *Phys. D* **333**, 11 (2016).
- [31] M. A. Hoefer, M. J. Ablowitz, I. Coddington, E. A. Cornell, P. Engels, and V. Schweikhard, Dispersive and classical shock waves in bose-einstein condensates and gas dynamics, *Phys. Rev. A* **74**, 023623 (2006).
- [32] M. E. Mossman, M. A. Hoefer, K. Julien, P. G. Kevrekidis, and P. Engels, Dissipative shock waves generated by a quantum-mechanical piston, *Nature Communications* **9**, 4665 (2018).
- [33] See the supplemental material for additional details and complementary results.
- [34] Z. Dutton and C. W. Clark, Effective one-component description of two-component Bose-Einstein condensate dynamics, *Phys. Rev. A* **71**, 063618 (2005).
- [35] L. P. Pitaevskii and S. Stringari, *Bose-Einstein Condensation*, Oxford Science Publications No. 116 (Clarendon Press, Oxford, 2003).
- [36] P. Tommasini, E. J. V. de Passos, A. F. R. de Toledo Piza, M. S. Hussein, and E. Timmermans, Bogoliubov theory for mutually coherent condensates, *Phys. Rev. A* **67**, 023606 (2003).
- [37] K. Kasamatsu and M. Tsubota, Modulation instability and solitary-wave formation in two-component bose-einstein condensates, *Phys. Rev. A* **74**, 013617 (2006).
- [38] K. Kasamatsu and M. Tsubota, Multiple domain formation induced by modulation instability in two-component bose-einstein condensates, *Phys. Rev. Lett.* **93**, 100402 (2004).
- [39] G. Biondini, Riemann problems and dispersive shocks in self-focusing media, *Phys. Rev. E* **98**, 052220 (2018).
- [40] S. Lannig, C.-M. Schmied, M. Prüfer, P. Kunkel, R. Strohmaier, H. Strobel, T. Gasenzer, P. G. Kevrekidis, and M. K. Oberthaler, Collisions of three-component vector solitons in bose-einstein condensates, *Phys. Rev. Lett.* **125**, 170401 (2020).
- [41] G. A. El, E. G. Khamis, and A. Tovbis, Dam break problem for the focusing nonlinear Schrödinger equation and the generation of rogue waves, *Nonlinearity* **29**, 2798 (2016).
- [42] D. H. Peregrine, Water waves, nonlinear schrödinger equations and their solutions, *The ANZIAM Journal* **25**, 16 (1983).
- [43] A. Romero-Ros, G. C. Katsimiga, S. I. Mistakidis, B. Prinari, G. Biondini, P. Schmelcher, and P. G. Kevrekidis, Theoretical and numerical evidence for the potential realization of the peregrine soliton in repulsive two-component bose-einstein condensates, *Phys. Rev. A* **105**, 053306 (2022).
- [44] M. Bertola and A. Tovbis, Universality for the focusing nonlinear schrödinger equation at the gradient catastrophe point: Rational breathers and poles of the tritronquée solution to painlevé i, *Commun. Pure Appl. Math.* **66**, 678 (2013).
- [45] N. Navon, A. L. Gaunt, R. P. Smith, and Z. Hadzibabic, Emergence of a turbulent cascade in a quantum gas, *Nature* **539**, 72 (2016).
- [46] N. Navon, R. P. Smith, and Z. Hadzibabic, Quantum gases in optical boxes, *Nature Phys.* **17**, 1334 (2021).

Supplementary Material: Nonlinear Stage of Modulational Instability in Repulsive Two-Component Bose-Einstein Condensates

I. ONE-DIMENSIONAL REDUCTION

We begin by illustrating the correspondence between the three-dimensional (3D) Gross-Pitaevskii equation (GPE),

$$i\hbar \frac{\partial \Psi}{\partial t} = \left[-\frac{\hbar^2}{2M} \nabla_{\mathbf{r}}^2 + V(\mathbf{r}) + g^{(3D)} |\Psi|^2 \right] \Psi, \quad (\text{S1})$$

and the one-dimensional (1D) nonlinear Schrödinger (NLS) equation,

$$iq_t + q_{xx} - 2g|q|^2 q = 0. \quad (\text{S2})$$

For simplicity, we focus on the single component case, but the following discussion can be easily extended to multicomponent systems.

In order to achieve effective 1D dynamics, it is important to avoid excitations in the transverse directions. This can be accomplished by employing a tight transverse cigar-shaped trapping potential, i.e., $\omega_x \ll \omega_{\perp}$, with $a_{\perp} < \xi$, or equivalently $\hbar\omega_{\perp} > \mu$. Here, $a_{\perp} = \sqrt{\hbar/M\omega_{\perp}}$ is the transverse harmonic oscillator length, ξ denotes the healing length of the Bose gas, and μ is the chemical potential. Thus, the 3D wavefunction, $\Psi(\mathbf{r}, t)$, can be decomposed into longitudinal, $\psi(x, t)$, and transverse, $\chi(y, z)$, degrees-of-freedom, namely $\Psi(\mathbf{r}, t) = \psi(x, t)\chi(y, z)e^{-i\mu t/\hbar}$. Subsequently, integrating out the transverse degrees-of-freedom [35], we obtain the 1D GPE,

$$i\hbar \frac{\partial \psi}{\partial t} = \left[-\frac{\hbar^2}{2M} \frac{\partial^2}{\partial x^2} + V(x) + g^{(1D)} |\psi|^2 \right] \psi, \quad (\text{S3})$$

where $V(x) = M\omega_x x^2/2$ and $g^{(1D)}$ denotes an effective 1D interaction strength. Lastly, with the change of variables $x \rightarrow a_{\perp} x'$, $t \rightarrow \omega_{\perp}^{-1} t'$, and $\psi \rightarrow a_{\perp}^{-1/2} \psi'$, Eq. (S3) becomes nondimensional,

$$i \frac{\partial \psi'}{\partial t'} = \left[-\frac{1}{2} \frac{\partial^2}{\partial x'^2} + V'(x') + g' |\psi'|^2 \right] \psi', \quad (\text{S4})$$

with $V'(x') = V(x')a_{\perp}^2/\hbar\omega_{\perp}$, and $g' = g^{(1D)}/\hbar\omega_{\perp}a_{\perp}$. Apparently, if $V'(x') = 0$ and $t' \rightarrow t'/2$, we recover the NLS Eq. (S2).

Here, we would also like to emphasize that, typically, an expression for $g^{(1D)}$ is obtained when integrating out the transverse degrees-of-freedom. In order to do so, one needs to solve an auxiliary problem under suitable assumptions. For instance, Eq. (S3) can be obtained by assuming that the solution of the transverse degrees-of-freedom corresponds (in a suitably dilute limit) to a Gaussian profile [?]. If instead it is assumed that they correspond to a Thomas-Fermi profile, one obtains a different model derived in [?]. Here, despite achieving effective 1D dynamics, the transverse degrees-of-freedom do not totally match either of the aforementioned assumptions, and thus we opted to identify the effective $g^{(1D)}$ using a more empirical approach to match the experiment, keeping in mind the fact that $\int |\Psi(\mathbf{r}, t)|^2 d\mathbf{r} = 1$, and subsequently $\int |\chi(y, z, t)|^2 dy dz = 1$ and $\int |\psi(x, t)|^2 dx = 1$. More specifically, one can solve the time-independent 1D GPE for a chosen $g^{(1D)}$ under the constraint that both the numerical and experimental radius of the BEC must coincide. However, if $g^{(1D)}$ has not been obtained through the above reduction, the last of the three aforementioned equalities will not be automatically fulfilled. Hence, we identify η such that $\int |\psi(x, t)|^2 dx = \eta$ instead. Here, we interpret η as a corrective coefficient to the assumptions taken to solve the auxiliary problem. Then, by inferring on the form of the interaction term in Eq. (S3), we can redefine $g^{(1D)} \rightarrow g_{\text{eff}}^{(1D)} = \eta g^{(1D)}$, so that $\int |\psi(x, t)|^2 dx = 1$.

II. LINEARIZED STABILITY ANALYSIS OF THE COUPLED NLS SYSTEM

Below, we present the linearized stability analysis for the background solution of a general coupled system of NLS equations for the field $\mathbf{q}(x, t) = (q_1(x, t), q_2(x, t))^T$, which read

$$iq_{1,t} + q_{1,xx} - 2(g_{11}|q_1|^2 + g_{12}|q_2|^2) q_1 = 0, \quad (\text{S5a})$$

$$iq_{2,t} + q_{2,xx} - 2(g_{21}|q_1|^2 + g_{22}|q_2|^2) q_2 = 0. \quad (\text{S5b})$$

The relevant analysis has been provided earlier (see, as a relevant example, [36, 37]), yet we include it here for reasons of completeness.

This system of equations admits the uniform background solution $\mathbf{q}_o(x, t) = (Q_1 e^{i\mu_1 t}, Q_2 e^{i\mu_2 t})$, with Q_1 and Q_2 being arbitrary real constants (which can be taken to be non-negative thanks to the phase invariance of the coupled NLS system (S5) without loss of generality). Accordingly, from the stationary equations of motion we obtain the chemical potentials of each component $\mu_i = 2(g_{ii}Q_i^2 + g_{ij}Q_j^2)$ with $i \neq j = 1, 2$. It is convenient to perform a trivial phase rotation and consider the modified field $\mathbf{q}(x, t) = (q_1(x, t), q_2(x, t))^T$ with $\tilde{q}_j(x, t) = q_j(x, t) e^{-i\mu_j t}$, $j = 1, 2$, which satisfies the NLS equations

$$i\tilde{q}_{1,t} + \tilde{q}_{1,xx} - 2(g_{11}|\tilde{q}_1|^2 + g_{12}|\tilde{q}_2|^2 - \mu_1)\tilde{q}_1 = 0, \quad (\text{S6a})$$

$$i\tilde{q}_{2,t} + \tilde{q}_{2,xx} - 2(g_{21}|\tilde{q}_1|^2 + g_{22}|\tilde{q}_2|^2 - \mu_2)\tilde{q}_2 = 0. \quad (\text{S6b})$$

It is evident that these admit the constant solution $\mathbf{q}_o(x, t) = (Q_1, Q_2)$.

Next, we search for solutions representing a small perturbation of the constant background, namely $\tilde{q}_j(x, t) = Q_j(1 + w_j(x, t))$ with $|w_j(x, t)| \ll 1$, $j = 1, 2$. Substituting this ansatz into Eqs. (S6) and neglecting quadratic and higher-order terms we arrive to the linearized coupled NLS system

$$i w_{1,t} + w_{1,xx} - 2Q_1^2 g_{11}(w_1 + w_1^*) - 2Q_2^2 g_{12}(w_2 + w_2^*) = 0, \quad (\text{S7a})$$

$$i w_{2,t} + w_{2,xx} - 2Q_1^2 g_{21}(w_1 + w_1^*) - 2Q_2^2 g_{22}(w_2 + w_2^*) = 0, \quad (\text{S7b})$$

where the asterisk denotes complex conjugation. Subsequently, it is possible to rewrite the above system into four individual evolution equations for the real and the imaginary components, by letting $w_j(x, t) = u_j(x, t) + i v_j(x, t)$ with $u_j(x, t)$ and $v_j(x, t)$ being real-valued, for $j = 1, 2$. As such, we obtain the following system

$$u_{1,t} + v_{1,xx} = 0, \quad (\text{S8a})$$

$$u_{2,t} + v_{2,xx} = 0, \quad (\text{S8b})$$

$$v_{1,t} - u_{1,xx} + 4Q_1^2 g_{11} u_1 + 4Q_2^2 g_{12} u_2 = 0, \quad (\text{S8c})$$

$$v_{2,t} - u_{2,xx} + 4Q_1^2 g_{21} u_1 + 4Q_2^2 g_{22} u_2 = 0. \quad (\text{S8d})$$

Assuming plane-wave solutions of the above system in the form $(u_j(x, t), v_j(x, t)) = (U_j, V_j) e^{i(kx - \omega t)}$, $j = 1, 2$, we can derive the linear homogeneous system of equations $M\mathbf{U} = 0$, where $\mathbf{U} = (U_1, U_2, V_1, V_2)^T$ and the coefficient matrix M reads

$$M = \begin{pmatrix} k^2 + 4g_{11}Q_1^2 & 4g_{21}Q_1^2 & i\omega & 0 \\ 4g_{12}Q_2^2 & k^2 + 4g_{22}Q_2^2 & 0 & i\omega \\ -i\omega & 0 & k^2 & 0 \\ 0 & -i\omega & 0 & k^2 \end{pmatrix}. \quad (\text{S9})$$

Apparently, nontrivial solutions are obtained when $\det(M) = 0$. This yields two different branches for the linearized dispersion relation

$$\omega_{\pm}^2 = k^2 \left(k^2 + 2(g_{11}Q_1^2 + g_{22}Q_2^2) \pm 2\sqrt{\Delta} \right), \quad (\text{S10a})$$

where the interaction and amplitude dependent parameter

$$\Delta = g_{11}^2 Q_1^4 + g_{22}^2 Q_2^4 + 2Q_1^2 Q_2^2 (2g_{12}g_{21} - g_{11}g_{22}). \quad (\text{S10b})$$

It is worthwhile to mention that this dispersion relation holds for arbitrary particle and mass imbalanced repulsive two-component Bose gases.

III. SPEED OF SOUND AND MI CONDITION

The solution branch obtained from ω_+^2 given by Eq. (S10a) yields sound waves in the limit $k \rightarrow 0$. Indeed, it is straightforward to verify that, for this branch, the linearized group velocity associated with the branch $\omega_+(k)$ of the dispersion relation, $c_g(k) = d\omega_+/dk$, at $k = 0$ takes the form

$$c_g(0) = \sqrt{2} \sqrt{g_{11}Q_1^2 + g_{22}Q_2^2 + \Delta}. \quad (\text{S11})$$

In the limiting (integrable) case where $g_{i,j} = 1$ and the amplitudes Q_1 and Q_2 are normalized so that $Q_1^2 + Q_2^2 = 1$, one simply obtains $c_g(0) = 2$.

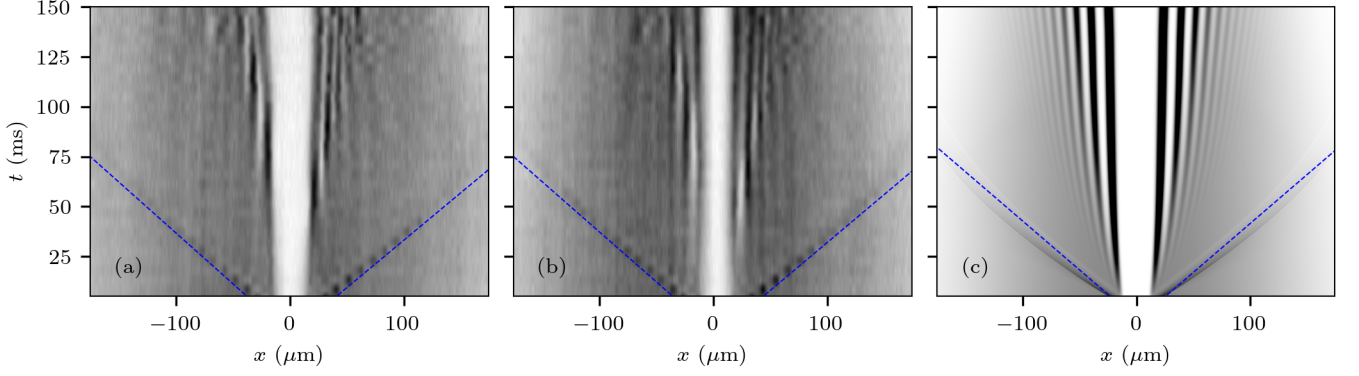


FIG. S1. Experimental and numerical determination of the speed of sound. An equal spin mixture of (a) $|2,0\rangle$ and (b) $|1,0\rangle$ is prepared in the presence of an optical barrier. A sudden increase of the barrier height is used to induce sound waves. Each panel is an average over 10 experimental realizations for every 5 ms. Blue lines mark the linear fit to the traveling sound pulses from the experiment used to determine the speed of sound, averaging at $v_s = 2.0(1) \mu\text{m/ms}$. (c) 1D GPE simulations of the experimental procedure showing a consistent result for the speed of sound compared to the average over the experimental results, shown as blue lines.

This branch corresponds to the normal speed of sound in the fluid. As a consistency check, we determine this speed of sound in the context of the 1D GPE simulations as well as in the experiment. In both cases, we prepare an equally populated spin mixture of $|2,0\rangle$ and $|1,0\rangle$ states in the presence of a strong optical barrier as described in the main text. We then double the barrier's strength, inducing small amplitude sound waves traveling outward from the edges of the barrier. Fig. S1 shows the waves traveling outward on a spacetime diagram, from which we can then extract the speed of sound in this system. Our experimental measurements, corroborate the numerics and provide an estimate of the speed of sound of $v_s = 2.0(1) \mu\text{m/ms}$. This result is consistent with the speed of sound determined by the analytical result in Eq. S11, at $v_s = 2.089 \mu\text{m/ms}$.

On the other hand, the branch obtained from ω_-^2 explicates that MI is present when $\omega_-^2 < 0$ for some range of values of the wavenumber k . This concurrently entails an exponential growth of the perturbations. Explicitly, this occurs when the constant term in the parenthesis of Eq. (S10a) is negative, i.e., $2(g_{11}Q_1^2 + g_{22}Q_2^2) < \mp\sqrt{\Delta}$, which in turn, immediately implies that MI takes place only for ω_- . Simple re-arrangements of the above conditions then show that a necessary and sufficient condition for the existence of MI is $g_{11}g_{22} - g_{12}g_{21} < 0$, namely that the mixture is immiscible. Notice that this result is consistent with the analysis of Ref. [36, 37]. In other words, even when all coupling terms are individually defocusing, MI still occurs if the cross-coupling terms dominate compared to the self-coupling ones.

When MI is present, further inspection of Eq. (S10a) determines the range of unstable wavenumbers, i.e., $|k| < k_{\text{max}}$, with

$$k_{\text{max}} = \sqrt{\Delta} - 2(g_{11}Q_1^2 + g_{22}Q_2^2). \quad (\text{S12})$$

It is straightforward to check that in the respective scalar reduction, the above expression agrees with established results. For instance, in the case of $Q_2 = 0$ and $g_{11} = 1$ (i.e., in the scalar defocusing scenario), one obtains $k_{\text{max}} = 0$ (implying absence of MI), whereas if $Q_2 = 0$ but $g_{11} = -1$ (i.e., in the scalar focusing case), one recovers $k_{\text{max}} = 2Q_1$ (e.g., see [9, 10]).

IV. EXPANSION RATE OF THE MI WEDGE

Importantly, the linearized stability analysis presented above also allows one to obtain a prediction for the expansion rate of the MI wedge. This is because, similarly to Refs. [9, 10, 15], the edges of the modulated region are given by the minimum of the linearized group velocity associated with the branch $\omega_-(k)$ of the dispersion relation.

In particular, from Eq. (S10a) we find the linearized group velocity $c_g(k) = d\omega_-/dk$ as

$$c_g(k) = 2 \frac{k^2 + g_{11}Q_1^2 + g_{22}Q_2^2 - \sqrt{\Delta}}{\sqrt{k^2 + 2(g_{11}Q_1^2 + g_{22}Q_2^2) - 2\sqrt{\Delta}}}, \quad (\text{S13})$$

with Δ as in Eq. (S10b). The minimum of the above expression is found to occur when $k = k_{\text{min}}$ with

$$k_{\text{min}} = \sqrt{3} \sqrt{-g_{11}Q_1^2 - g_{22}Q_2^2 + \sqrt{\Delta}}. \quad (\text{S14})$$

The corresponding minimum value of the linearized group velocity (S13) reads

$$c_{g,\text{min}} = 4 \sqrt{-g_{11}Q_1^2 - g_{22}Q_2^2 + \sqrt{\Delta}}. \quad (\text{S15})$$

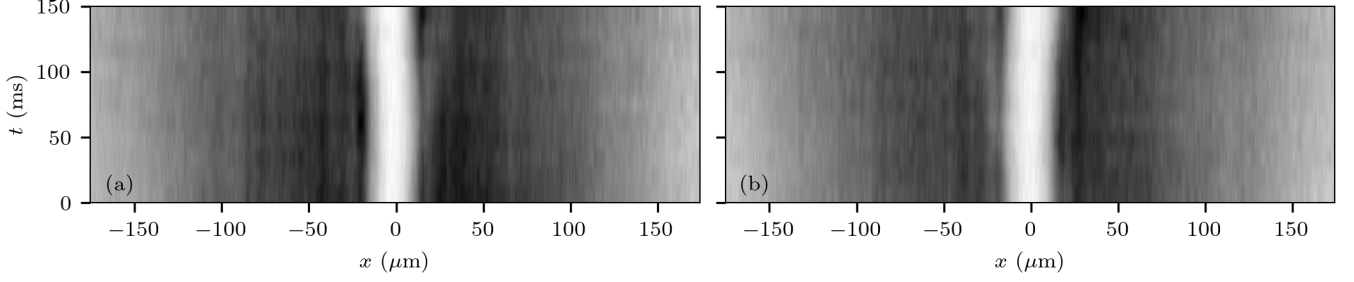


FIG. S2. An equal mixture of the (a) $|1, -1\rangle$ and the (b) $|1, 0\rangle$ states is produced in the presence of an optical barrier, using a similar experimental procedure to the one described in the main text. This specific mixture is miscible. Each row is an average over 11 experimental realizations for evolution times from 0 to 150 ms in steps of 15 ms. MI generation is absent in the miscible interaction regime.

This yields Eq. 4 in the main text. As also discussed in the main text, Eq. (S15) reduces to the well-known prediction for the NLS equation in the scalar reduction. On the other hand, Eq. (S15) remains valid for arbitrary values of the ratio of the amplitudes of the two components. This result is a key outcome of our theory which can be readily compared against the direct numerical simulations, as well as the experimental observations, as is done in the main text.

Additionally, in the one-component setting, one can also describe the envelope confining the modulations of the nonlinear stage of MI. This was found in Ref. [39] to be

$$|q_{\pm}(m)| = q_0 \pm \frac{q_0}{m} \left[2 - m - 2(1-m) \frac{K(m)}{E(m)} \right], \quad (\text{S16})$$

where m is the elliptic parameter and $K(m)$ and $E(m)$ are the complete elliptic integrals of the first and second kind, respectively [?]. The spatial mapping $m \mapsto x$ is given by $x/t = \sqrt{-g} \xi(m)$, with

$$\xi(m) = \frac{4q_0 \sqrt{1-m}}{mE} \frac{(2-m)EK + E^2 - 3(1-m)K^2}{\sqrt{E^2 - (1-m)K^2}}. \quad (\text{S17})$$

Taking the limit of $m \rightarrow 0^+$ in Eq. (S17) one can again obtain the speed V_{nlis} [9, 39] described by Eq. (5) in the main text. Finally, as argued in the main text, Eq. (S16) adequately captures the MI wedge even in the weakly immiscible two-component repulsively interacting setting.

V. ABSENCE OF MI FOR A MISCIBLE MIXTURE

To further elucidate the key role of immiscible interactions for MI nucleation, we experimentally reproduce the procedure described in the main text but now using a miscible mixture instead. For the miscible mixture utilized, the interaction parameters do not trigger the emergence of MI. Specifically, starting with all atoms in the $|1\rangle \equiv |1, -1\rangle$ state, we use a radio frequency pulse to prepare an equal mixture of the $|1\rangle \equiv |1, -1\rangle$ and the $|2\rangle \equiv |1, 0\rangle$ states in the presence of the same optical barrier used in the main text. These hyperfine states are characterized by 3D s -wave scattering lengths $a_{11} = 100.4a_0$, $a_{22} = 100.86a_0$, and $a_{12} = a_{21} = 100.41a_0$, with a_0 denoting the Bohr radius. This is a miscible combination, as indicated by the fact that $a_{22} - a_{12}^2/a_{11} > 0$. Fig. S2 presents the density dynamics of the $|1, -1\rangle$ state and $|1, 0\rangle$ state, respectively. It can be readily seen that in sharp contrast to the magnetically insensitive states used in the main body of this work, this mixture is solely subject to small drifts due to minute residual magnetic gradients along the long axis of the BEC. As such, only trivial dynamics arise over the experimentally observed timescales, demonstrating the crucial role of immiscibility, and effectively attractive interactions, for MI generation. These dynamics have been independently verified using 3D GPE simulations following the experimental protocol. No MI was found even for longer timescales, which we have checked up to 500 ms.