

On incorporating variable consumption functions within energy-efficient parallel machine scheduling

Mirko Mucciarini^{a,b}, Giulia Caselli^{b,*}, Daniele De Santis^b, Manuel Iori^b, Juan José Miranda-Bront^{c,d}

^a*DEMB, University of Modena and Reggio Emilia, Modena, Italy*

^b*DISMI, University of Modena and Reggio Emilia, Reggio Emilia, Italy*

^c*Universidad Torcuato Di Tella, Escuela de Negocios, Buenos Aires, Argentina*

^d*Consejo Nacional de Investigaciones Científicas y Técnicas, Buenos Aires, Argentina*

Abstract

The increase in non-renewable energy consumption and CO₂ emissions, especially in the manufacturing sector, is moving radical shifts in energy supply policies and production models. Renewable energy integration and regulated pricing policies require new and effective scheduling strategies, as highlighted by the emerging field of energy-efficient scheduling. In this paper, we aim to contribute to this field by addressing a scheduling problem where a set of jobs must be allocated to a set of machines over a discrete finite horizon and variable energy consumptions are required for job execution. Energy can be obtained by a renewable source or through transactions on the market. The goal is to minimize the total energy costs from the grid while scheduling all the jobs within the time horizon and adhering to an energy limit per time period. We introduce a novel time-indexed Mixed Integer Linear Programming (MILP) formulation capable of handling variable energy consumption functions, surpassing traditional models that assume constant energy usage of jobs. We then develop a matheuristic algorithm based on an Iterated Local Search (ILS) framework that exploits the MILP formulation for large neighborhood searches. We tested more than 200 instances with up to 200 jobs, 35 machines, and 120 time slots. The results show a good performance of both our methods and highlight the advantage of using the ILS when jobs are characterized by variable consumption functions.

Keywords: OR in energy; Energy-efficient; Parallel Machine Scheduling; Renewable Resource

*Corresponding author

Email addresses: mirko.mucciarini@unimore.it (Mirko Mucciarini), giulia.caselli@unimore.it (Giulia Caselli), 240265@studenti.unimore.it (Daniele De Santis), manuel.iori@unimore.it (Manuel Iori), jmiranda@utdt.edu (Juan José Miranda-Bront)

1. Introduction

According to the World Energy Outlook 2023 ([International Energy Agency, 2023](#)) the industrial sector accounts for 38% of global energy consumption and 47% of total CO₂ emissions. These figures underscore the urgent need to rethink energy supply policies and production models. In the manufacturing sector especially, optimizing production processes requires the implementation of effective scheduling strategies to meet customer demand while limiting resource consumption.

Motivated by the growing concern for climate change, the scientific community has shown an increasing interest in *energy-efficient* (a.k.a. *energy-aware*) *scheduling* (see, e.g., [Fang et al. 2011](#)). This field of study focuses on reducing energy consumption, CO₂ emissions, and overall carbon footprint, among other objectives arising in the context of machine scheduling and flexible manufacturing. From a practical perspective, companies view Total Energy Cost (TEC) as a key indicator to evaluate the effectiveness of a production schedule. At the same time, energy suppliers attempt to reduce the economic costs and environmental impact associated with the generation of high-energy loads in short periods by flattening demand peaks through pricing policies. One of such policies is the Time-of-Use (TOU) tariff, aimed at introducing incentives to modify users' habits by penalizing peak-hour consumption with higher prices ([Gahm et al., 2016](#)). The field is complex in practice and constantly evolving. Notably, the European Union mandate to achieve net-zero emissions for vehicles by 2035 introduces additional challenges in the automotive production sector ([European Commission, 2019, 2021](#)).

In this study, we address an energy-efficient scheduling problem motivated by Reinova S.p.a., an Italian company operating in the automotive sector, specialized in the testing of batteries and electronic components for electric vehicles. Before installation into vehicles, these components must undergo rigorous tests to meet international quality and safety standards. These tests are performed at Reinova by using sophisticated machinery and include the exposure of batteries to physical stresses and different usage scenarios, including repeated charging and discharging cycles, rapid heating and cooling, vibration, and extreme weather conditions, among others, that typically induce heterogeneous, non-constant energy consumption ([Haspl et al., 2022](#)).

The company owns a number of testing machines that operate in parallel. Each test can be seen as a job that has to be scheduled on a given machine, having a fixed duration and known total energy consumption. The energy consumption is not uniform over time; rather, it is variable

and dictated by the specific nature of each test. The total amount of energy used at any given time for all the tests must remain within a given threshold, and this becomes a relevant constraint for the scheduling of the tests. Furthermore, the energy required for testing can be sourced from multiple channels. Indeed, in addition to conventional supply from the electricity grid, the company generates electricity internally through solar panels installed on the roof of the production plant. The availability of this self-generated energy is inherently variable, as it depends on the hour of the day, as well as on seasonal factors and weather conditions. These fluctuations can induce significant variations in energy output even over short time periods. Self-generated energy cannot be stored; it can be used immediately within the facility or, if excess energy is available, sold to the grid. This utilization depends directly on the scheduling of the tests, making it essential to align test operations with energy production to optimize resource use.

This application introduces several interesting characteristics, not necessarily restricted to the specific case study but widely applicable to other contexts related to energy-efficient scheduling and, more generally, to scheduling under renewable resources. Formally, we study the problem of assigning a set of jobs to a set of identical parallel machines, ensuring that each job is entirely processed within a discrete finite time horizon. This time horizon corresponds to a single working day and accounts for variable energy costs, including the costs of buying and the prices of selling energy from the grid per time slot. The objective is to minimize the TEC, calculated as the total cost of the energy purchased from the grid minus the total profit from the energy sold to the grid, while respecting energy limit constraints. We refer to the problem as Parallel Machine Scheduling with Time-of-Use costs and Variable consumptions Problem (PMSTVP). To the best of our knowledge, the PMSTVP has not been addressed in the literature (see the recent survey by [Catanzaro et al. 2023](#)). Our primary objective is to fill this gap in the literature by developing mathematical models and heuristic algorithms for the PMSTVP, and more in general for energy-efficient scheduling under time-dependent costs and variable consumptions, and to provide managerial insights regarding the impact of these characteristics into the scheduling process.

The main contributions of this paper are as follows:

- We introduce the PMSTVP, a problem inspired by a real-world use case from the automotive industry, and formalize its key features in a general fashion, applicable to various industries and scheduling contexts;

- From a methodological perspective, we propose a Mixed Integer Linear Programming (MILP) formulation and develop a tailored matheuristic capable of generating high-quality solutions for relatively large instances;
- We conduct extensive computational experiments to evaluate the effectiveness of the proposed methods. Additionally, we design a tailored experimental framework to analyze the impact of explicitly accounting for variable consumption functions within our scheduling problem, and discuss managerial implications.

The remainder of the paper is organized as follows. In Section 2, we provide a summary of the scheduling literature most related to the PMSTVP. Section 3 defines the PMSTVP and introduces the notation used throughout the paper. Section 4 presents the MILP formulation, while Section 5 details the matheuristic. Section 6 describes the experimental setup and summarizes the computational results. Finally, Section 7 concludes the paper and outlines potential directions for future research.

2. Literature review

Scheduling problems are among the most studied problems in the Operations Research (OR) literature, with countless variants covering a wide spectrum of practical applications arising in manufacturing, production, and service industries. We refer to Pinedo (2022) for an updated review of theoretical models and practical applications. In general, scheduling problems are \mathcal{NP} -hard and solution algorithms usually resort to mathematical programming and heuristics (see, e.g., Ying et al. 2024). Due to the extensive literature, in what follows we concentrate on recent contributions on energy-efficient and resource-constrained machine scheduling problems.

2.1. Energy-efficient parallel machines

Gahm et al. (2016) provide an extensive literature review on Energy-Efficient Scheduling (EES), covering both methodological and empirical studies on the impact of energy-aware practices among manufacturing companies, and propose a framework to classify a growing body of interdisciplinary literature. More recently, Catanzaro et al. (2023) survey EES approaches under TOU-based tariff policies, developing a taxonomy for the related literature and discussing both mathematical models and alternative solution methodologies. Both works deeply refer to the three-field notation by

Graham et al. (1979) to classify scheduling works. Based on this notation, the PMSTVP can be denoted as $P|u_{jir}, E, e_t|TEC$, where (i) P stands for identical parallel machines, (ii) u_{jir}, E, e_t are problem-specific parameters needed to model energy-consumption constraints (discussed in detail in Section 3), and (iii) TEC refers to the objective function to be minimized. According to Catanzaro et al. (2023), under the identical parallel machine framework, jobs have the same processing time on each machine, but machines are usually associated with different energy consumption rates.

Energy-saving policies can be implemented in different ways. A first option is to avoid using all the available machines at the same time and instead restrict the schedule to be executed using only a subset of them at any given time. This strategy is commonly referred to as the not-all-machine policy (Feng and Peng, 2024). Another option is to limit energy consumption by explicitly limiting the feasibility of a schedule through tailored energy-related constraints. Módos et al. (2021) study four different variants of a parallel machine scheduling problem where energy consumption within known, predefined time intervals is limited and the objective is to minimize the makespan of the schedule. They provide complexity results and develop an adaptive local search algorithm. A similar situation is considered in Li et al. (2024), who propose a Simulated Annealing for a scheduling problem on parallel machines with machine-dependent energy consumption costs where the objective is to minimize the makespan under a total energy consumption cost constraint. A related work is proposed by Tian and Zheng (2024), who consider a single machine parallel batch scheduling problem under TOU tariffs. The objective is to minimize the TEC while an upper limit on the makespan is imposed as a feasibility constraint. The authors propose a branch-and-price approach and a column-generation-based heuristic.

The previous discussion highlights the classical trade-off arising among execution times, resource (energy) consumptions and costs, among others. Formulating bi-objective problems combining classical and energy-related objective functions is a standard way of approaching this aspect. However, since most mono-objective scheduling problems are \mathcal{NP} -hard (Pinedo, 2022), their bi-objective counterparts are also \mathcal{NP} -hard and their Pareto frontiers are usually approximated through heuristic approaches. The majority of the recent literature in this field considers identical parallel machines. Anghinolfi et al. (2021) formulate the bi-objective parallel machine scheduling problem to minimize makespan and TEC under a TOU-tariff policy (BPMSTP). The authors

propose an enhanced constructive heuristic combined with a novel Local Search (LS). In a follow-up paper, [Gaggero et al. \(2023\)](#) solve the BPMSTP by means of an exact solution algorithm based on the ϵ -constrained method. One of their key contributions is a compact MILP formulation that exploits the structure of the solution space, reducing the computational burden of each single-objective subproblem and outperforming the results by [Anghinolfi et al. \(2021\)](#). Further improvements over the same benchmark instances are obtained by [Jarboui et al. \(2024\)](#) using a novel Variable Neighborhood Descent (VND) algorithm combined with dynamic programming to find the optimal energy cost on each machine, followed by an oscillating ϵ -constraint method to optimize both TEC and makespan. Recently, [Li and Ou \(2024\)](#) present a polynomial time approximation algorithm for the parallel machine scheduling problem with machine-dependent energy costs, where the goal is to minimize makespan subject to an upper bound on the TEC.

For energy-efficient scheduling problems on non-identical parallel machines, [Li et al. \(2022\)](#) study a bi-objective scheduling problem on uniform parallel batch processing machines minimizing the maximum lateness and the total pollution cost, and solve it with a discrete evolutionary algorithm. Energy constraints have also been addressed for scheduling problems with unrelated machines (see, e.g. [Fanjul-Peyro et al. 2017](#) for an overview of different variants and MILP models). [Yusheng Wang and Feng \(2023\)](#) tackle a scheduling problem with TEC minimization with a bounded makespan using a Variable Neighborhood Search heuristic. [Cota et al. \(2021\)](#) propose a matheuristic algorithm for a bi-objective variant considering sequence-dependent setup times, and minimizing makespan and total electricity consumption.

2.2. Resource-constrained parallel machines

The PMSTVP also belongs to the broad category of Resource-Constrained Parallel Machine Scheduling Problems (RCPMSP), where the goal is to schedule jobs across multiple machines while managing a set of resources required for processing each job. The RCPMSP has been a subject of extensive research for decades ([Blazewicz et al., 1983](#); [Edis et al., 2013](#)). Recent studies have explored various types of resources, including human workforce ([Caselli et al., 2024](#)) and automated guided vehicles ([Reddy et al., 2022](#)). Additionally, the literature addresses both renewable ([Fanjul-Peyro et al., 2017](#); [Zhang et al., 2023](#)) and non-renewable resources ([Chen et al., 2024](#)). In our study, we focus on energy as a renewable resource. Specifically, energy serves as a budget constraint in every time slot of the time horizon. To the best of our knowledge, incorporating en-

ergy as an additional renewable resource within the RCPMSP framework is a novel and promising avenue for research.

2.3. Time-dependent scheduling

Variable costs and task durations have also been studied in various optimization problems. Within the Vehicle Routing Problem (VRP) literature, variants that incorporate variable costs or travel times, usually dependent on the moment a given trip between two clients begins, are known as Time-Dependent VRPs (TDVRPs). Due to space limitations, we refer the reader to [Adamo et al. \(2024\)](#) for an updated survey on TDVRPs. In the scheduling domain, significant attention has been given to problems with time-dependent processing times (e.g., deteriorating processing times). These are categorized as *time-dependent scheduling problems* ([Cheng et al., 2004](#); [Gawiejnowicz, 2020](#)). Recently, [Pottel and Goel \(2022\)](#) have addressed a single machine scheduling problem considering a predefined order of execution, a generic resource consumption function and time-dependent activity durations. This is referred to as the Time-Dependent Activity Scheduling Problem with resource constraints. The PMSTVP addressed in this paper differs from the class of scheduling problems with time-dependent processing times, as those problems involve variable processing times. In contrast, the PMSTVP focuses on scenarios where processing times are fixed but energy costs and resource consumption vary over time to represent realistic scenarios of scheduling under energy constraints.

From a methodological standpoint, the standard approach within the scheduling literature is to discretize the planning horizon and assume the resource availability and consumption (in our case, the energy) to be known and constant. The Time Indexed (or time-discrete) Formulations (TIFs, see, e.g. [Kramer et al. 2021](#); [Silva et al. 2023](#)), where the decision variables are explicitly indexed by the (discrete) time horizon, stand as a convenient modeling framework for this type of problem. TIFs are flexible tools for modeling realistic variable resource consumption functions, although they can result in large models as the number of time periods increases, limiting the size of solvable instances.

Most of the papers discussed throughout this section considering TOU tariffs assume that the energy consumption of a job remains unchanged (i.e., constant and fixed) during its execution. The related models may represent a simplification of realistic situations. In our case, considering variable energy consumption functions in addition to variable buying costs and selling prices is

more realistic but introduces relevant additional challenges. To illustrate this aspect, recall the compact MILP formulation proposed in [Gaggero et al. \(2023\)](#) for the BPMSTP. This formulation is based on a key property of the BPMSTP: if two jobs have the same processing time, exchanging them in a schedule does not affect the TEC or the makespan. For the PMSTVP, this property does not hold over the set of feasible schedules because variable consumption can affect the TEC. Moreover, such an exchange may be infeasible due to the maximum energy constraint. Additionally, considering variable consumption complicates the design of heuristics, as more complex validations are required to ensure feasibility.

From this review, we note that the PMSTVP has not been formalized within the energy-efficient or resource-constrained scheduling literature, and that incorporating variable consumption motivates the design of new solution approaches to address the additional challenges.

3. Problem definition

Consider a set $J = \{1, \dots, n\}$ of jobs to be scheduled on a set $I = \{1, \dots, m\}$ of identical machines over a discrete, finite time horizon $T = \{0, \dots, t_{\max}\}$ during which the execution of all jobs must be completed. We refer to $t \in T$ as a time slot. Each job $j \in J$ has a processing time of p_j time slots, during which energy is required for its execution. The energy consumption is machine-dependent and time-dependent, meaning that the energy consumed varies over time during the execution of the job. The energy consumption function for job $j \in J$, when assigned to machine $i \in I$, is modeled as a step function (called function hereafter) on the planning horizon T , $u_{ji} : [1, p_j] \rightarrow \mathbb{R}_{\geq 0}$, where $u_{ji\tau}$ indicates the energy required at time $1 \leq \tau \leq p_j$.

Energy consumption is influenced by different characteristics of the infrastructure. We assume that the system can process a maximum amount of energy to schedule jobs in every time slot $t \in T$, denoted by E . Energy can be obtained either from incoming clean, renewable sources (e.g., photovoltaic panels) or from the grid at a given cost. Let $e_t \in \mathbb{R}_{\geq 0}$ be the amount of energy obtained from the photovoltaic panels in time slot t . This energy varies depending on daylight and weather conditions and cannot be stored to be used in future time slots. At every time slot, the company may decide to buy (if needed) or sell energy (in case of excess). For each $t \in T$, let $c_t, d_t \in \mathbb{R}_{\geq 0}$ denote the cost of buying and the price of selling one unit of energy in time slot t , respectively. In addition, $c_t > d_t \forall t \in T$ holds and avoids the possibility of arbitrage. We assume

these information to be deterministic and known in advance. The PMSTVP involves scheduling each job on exactly one machine, ensuring that no more than one job is executed on each machine at any given time slot. Additionally, the total energy consumed per time slot must not exceed E . The objective is to minimize the TEC, i.e., the total net profit of the schedule, defined as the difference between the total cost of energy acquisition and the revenue generated from selling energy.

Observe that the PMSTVP is \mathcal{NP} -hard because it generalizes the classical $P||C_{\max}$ (Pinedo 2022). For clarity, the term *identical* indicates that the processing time of a job does not depend on the machine, although the energy consumption function may vary. Moreover, finding a solution that satisfies the maximum energy constraint is as difficult as the subset sum problem (Cacchiani et al. 2022), and therefore even finding a feasible solution to the PMSTVP is \mathcal{NP} -complete.

We present three examples to illustrate the impact of explicitly accounting for variable consumption functions in the PMSTVP, both with respect to the feasibility of a schedule and to its quality. In all examples, we consider $T = \{0, 1, \dots, 4\}$ and assume that the machines are identical and that $E = 4$. Each example is composed of two instances: (i) one with a variable consumption function for each job representing the real consumption, and (ii) another one with exactly the same parameters but with fixed consumption functions (i.e., $u_{jit} = C$ for all t, i for a given job j) with a total energy consumption that remains the same as in the realistic instance for all the jobs. In this way, the latter instance can be interpreted as a simplification of the former one.

Figure 1 shows an example with two jobs such that the instance with variable consumption functions is infeasible (Figures 1b and 1d), but this becomes feasible if the jobs consider a fixed, average consumption throughout their execution (Figures 1a and 1c). Note that the instance with variable consumption is infeasible since any schedule would exceed the energy budget $E = 4$.

Conversely, Figure 2 shows the opposite case. Consider again an example with two jobs but in this case the instance with variable consumption functions is feasible (Figures 2b and 2d) while the corresponding instance with average fixed consumption functions is infeasible (Figures 2a and 2c).

Finally, we focus on the impact of the variable consumption functions in the objective function, in particular with respect to the TOU costs. Figure 3 shows an example with only one job having $p_1 = 3$, and consider the costs of buying energy $(c_t) = [0.10, 0.10, 0.01, 0.10, 0.10]$ and the prices

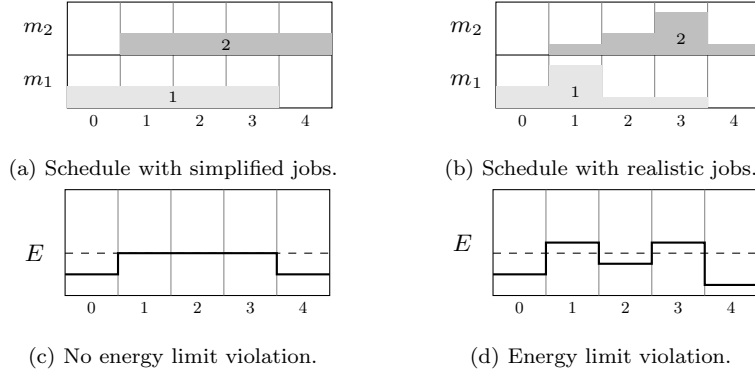


Figure 1: Example illustrating that simplifying variable consumption to fixed consumptions may bring feasibility to an infeasible PMSTVP instance. The instances consider two jobs with $p_1 = p_2 = 4$. Fig. 1a indicates the fixed consumption functions for each job $u_1 = u_2 = [2, 2, 2, 2]$, while Fig. 1b depicts the variable consumption functions $u_1 = [2, 4, 1, 1]$ and $u_2 = [1, 2, 4, 1]$ for the realistic case. The schedule in Fig. 1a is feasible (Fig. 1c) while no feasible schedule for the variable consumption instance (Fig. 1b) exists because the energy budget $E = 4$ cannot be satisfied (Fig. 1d).

of selling energy $d_t = 0$ for $t \in T$. For a realistic consumption function $u_1 = [1, 4, 1]$, the optimal solution (Figure 3b) has a cost of 0.24€. Any feasible solution for an average instance with $u_1 = [2, 2, 2]$ (Figure 3a) has the same cost of 0.42€. However, if each of these solutions is evaluated considering realistic energy consumption, only one of them matches the optimal objective value of 0.24€ while the other two have an objective value of 0.51€. In sum, a solution for a realistic context obtained assuming constant average energy consumption may lead to suboptimal solutions with significant room for improvement.

4. Mixed Integer Linear Programming model

This section presents a TIF for the PMSTVP. Let $X_{jit} \in \{0, 1\}$ be a binary variable taking the value one if and only if job $j \in J$ starts its execution on machine $i \in I$ in time slot $t \in T$. For any time slot $t \in T$ variable $W_{jt} \in \mathbb{R}_{\geq 0}$ indicates the amount of energy consumed by job $j \in J$, and variables U_t and V_t indicate the amount of energy bought and sold, respectively.

Let $T_{jt} = \{\max\{0, t - p_j + 1\}, \dots, t\}$ be the set of feasible starting times for job j such that its execution spans until t . In other words, if job j starts its execution in a time slot $\tau \in T_{jt}$, then its execution covers time slot $t \in T$. The MILP model reads:

$$\min \sum_{t \in T} (c_t U_t - d_t V_t) \tag{1}$$

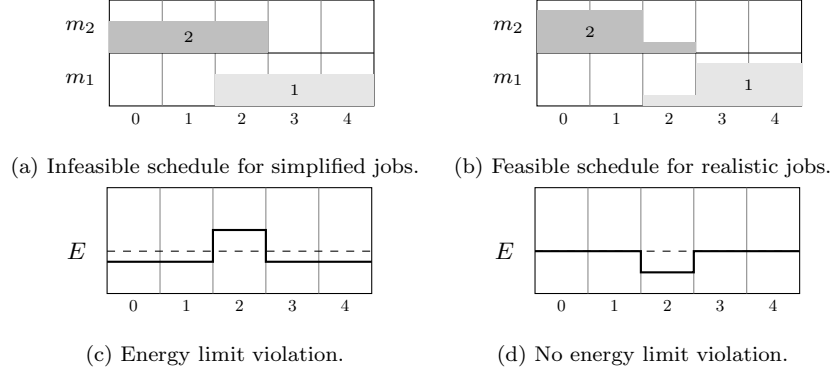


Figure 2: Example illustrating that simplifying variable consumption to fixed consumptions may result in an infeasible PMSTVP instance. The instances contain two jobs with $p_1 = p_2 = 3$. Figure 2a shows the fixed functions $u_1 = u_2 = [3, 3, 3]$, while Figure 2b the variable functions $u_1 = [4, 4, 1]$ and $u_2 = [1, 4, 4]$ for the realistic case. The schedule presented in Figure 2d is feasible while any schedule for the fixed consumption instance is infeasible since it exceeds the energy budget $E = 4$ (Figure 2c).

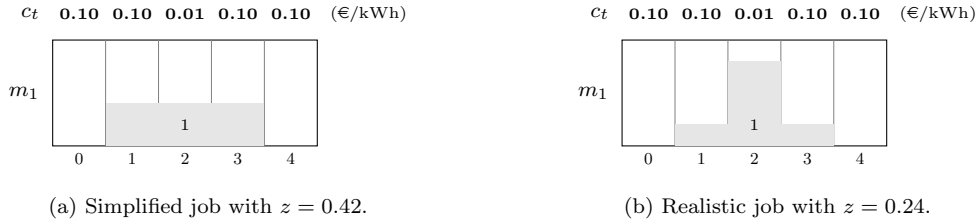


Figure 3: Simplifying realistic consumption may impact the total energy cost. The example shows the total cost of scheduling one job with fixed (Figure 3a) and variable (Figure 3b) consumption with the same total energy and the same cost parameters.

$$\text{s.t.} \quad \sum_{i \in I} \sum_{t=0}^{t_{\max} - p_j + 1} X_{jit} = 1 \quad j \in J \quad (2)$$

$$\sum_{j \in J} \sum_{\tau \in T_{jt}} X_{ji\tau} \leq 1 \quad i \in I, t \in T \quad (3)$$

$$W_{jt} = \sum_{i \in I} \sum_{\tau \in T_{jt}} u_{ji(t-\tau+1)} X_{ji\tau} \quad j \in J, t \in T \quad (4)$$

$$\sum_{j \in J} W_{jt} = e_t + U_t - V_t \quad t \in T \quad (5)$$

$$e_t + U_t - V_t \leq E \quad t \in T \quad (6)$$

$$X_{jit} \in \{0, 1\} \quad j \in J, i \in I, t \in T, t \leq t_{\max} - p_j + 1 \quad (7)$$

$$W_{jt} \in \mathbb{R}_{\geq 0} \quad j \in J, t \in T \quad (8)$$

$$U_t, V_t \in \mathbb{R}_{\geq 0} \quad t \in T \quad (9)$$

The objective function (1) minimizes the TEC (i.e., the difference between the total cost of buying and selling energy). Constraints (2) guarantee that each job is scheduled exactly once. Constraints (3) prevent the execution of more than one job in the same time slot on the same machine. Constraints (4) link variables X_{jit} and W_{jt} , computing the energy consumption of job j in time slot t based on its variable consumption function and its starting time. Constraints (5) match the total energy consumed by the schedule with the net amount of energy processed in each time slot, while ensuring that there is no wasted energy (energy is bought from the grid if needed or sold to the grid if available in excess). Constraints (6) impose that the net amount of energy does not exceed the upper limit E allowed by the system. As $c_t > d_t \forall t \in T$, no arbitrage is possible and any optimal solution satisfies either $U_t > 0$ or $V_t > 0$, but not both, in any time slot. Constraints (7)-(9) define the domain of the variables.

5. A novel matheuristic algorithm

In this section, we present the building blocks of a matheuristic algorithm (Boschetti and Maniezzo, 2022) that we developed for solving the PMSTVP. The approach, outlined in Algorithm 1, follows the Iterated Local Search (ILS) paradigm (Lourenço et al., 2010). As noted in Section 3, the feasibility problem for the PMSTVP is \mathcal{NP} -complete. To address this challenge, we employ a combination of constructive heuristics aimed primarily at achieving feasibility and used to obtain an initial solution. Afterward, an improvement phase combines an LS algorithm composed of several operators, including one based on an adaptation of the MILP model of Section 4. A perturbation scheme is considered to escape from local optima. We use total time and maximum number of iterations without improvement as termination criteria.

For the sake of notation, throughout this section we let $\mathcal{I} = (J, I, T, u = (u_{jit}), c = (c_t), d = (d_t), e = (e_t), E)$ denote an instance of the PMSTVP. Given a solution s , we let $(j, i, t) \in J \times I \times T$ indicate that job j is scheduled on machine i starting at time slot t . In line with standard scheduling terminology, (j, i, t) is the schedule represented in solution s . Let also $f(s)$ denote the value of the objective function (1) for solution s , with $f(s) = \infty$ if s is infeasible.

Algorithm 1 ILS algorithm for the PMSTVP

```
1: Input:  $\mathcal{I} = (J, I, T, u, c, d, e, E)$  an instance of PMSTVP
2: Output: A feasible solution  $s$  with all jobs assigned if possible; no solution found otherwise
3:  $s_{\text{best}} \leftarrow \text{CONSTRUCTIVESTEP}(I)$ 
4: Initialize perturbation percentage  $\alpha \leftarrow \alpha_0 \in (0, 1)$ 
5: If  $s_{\text{best}} = \{\emptyset\}$ , then return no solution found
6: while termination criterion is not met do
7:    $s \leftarrow \text{PERTURBATIONSTEP}(s_{\text{best}}, \alpha)$ 
8:    $s_{\text{new}} \leftarrow \text{IMPROVEMENTSTEP}(s)$ 
9:   if  $f(s_{\text{new}}) < f(s_{\text{best}})$  then
10:      $s_{\text{best}} \leftarrow s_{\text{new}}$ 
11:   end if
12:   Update perturbation  $\alpha$ 
13: end while
14: return  $s_{\text{best}}$ 
```

5.1. Insertion heuristic

We begin by describing a general insertion procedure which is used as a subroutine in different components of the ILS. Algorithm 2 depicts the pseudocode in a general fashion that can be adapted to follow different criteria regarding feasibility and optimality by slightly adjusting some specific steps and input parameters. The heuristic schedules one job at a time from a set J_0 of unassigned jobs, iteratively, according to the order defined by criterion θ . In our implementation, we consider three different orderings: increasing job index j , decreasing value of p_j , and random. We follow a *first-fit* policy to accelerate execution. A *best-fit* can be easily implemented by evaluating the objective function for the insertion of j in each feasible pair $i \in I, t \in T$, but this was disregarded after preliminary experiments because too computationally expensive.

Assuming $J_0 = J$, this insertion heuristic becomes a constructive algorithm that attempts to generate an initial (feasible) solution. Let $p_{\max} = \max_{j \in J} p_j$. Steps 7-9 can be implemented in $O(m \cdot p_{\max} \cdot t_{\max})$ using standard data structures, since energy consumption is dependent on the machine assignment of jobs, and hence the worst-case complexity of the insertion heuristic is $O(n \cdot m \cdot p_{\max} \cdot t_{\max})$.

Algorithm 2 Insertion heuristic

- 1: **Input:** $\mathcal{I} = (J, I, T, u, c, d, e, E)$ an instance of PMSTVP; subset $J_0 \subseteq J$ of jobs to be scheduled; jobs sorting criterion θ ; (restricted) feasible solution \hat{s} scheduling all jobs in $J \setminus J_0$
 - 2: **Output:** A feasible solution s with all jobs assigned if possible; no solution found otherwise
 - 3: Let L be a sequence containing all jobs $j \in J_0$, sorted according to θ
 - 4: Let $\hat{\omega}_t \in \mathbb{R}_{\geq 0}$ denote the total energy consumption at $t \in T$ by the restricted solution \hat{s}
 - 5: **while** L is non-empty **do**
 - 6: Let j be the next job in L . Remove j from L
 - 7: For each $i \in I, t \in T$ check if it is feasible to schedule j on i starting at t in \hat{s} , that is, $t + p_j \leq t_{\max}$, each time slot $\tau \in \{t, \dots, t + p_j\}$ is free on i and $\hat{\omega}_\tau + u_{ji(\tau-t)} \leq E$
 - 8: If no feasible assignment is possible, then **return** no solution found
 - 9: Let $\hat{i} \in I, \hat{t} \in T$ be the selected machine and starting time slot, respectively
 - 10: Set $\hat{s} \leftarrow \hat{s} \cup \{(j, \hat{i}, \hat{t})\}$, mark τ as occupied on \hat{i} and set $\hat{\omega}_\tau = \hat{\omega}_\tau + u_{j\hat{i}(\tau-\hat{t})}$ for $\tau \in \{\hat{t}, \dots, \hat{t} + p_j\}$
 - 11: **end while**
 - 12: **return** Feasible solution \hat{s}
-

5.2. Perturbation

In order to escape from local optima, we apply a perturbation step (Algorithm 1, Step 7) following a classical destroy-and-repair paradigm. Given a feasible solution \hat{s} and a perturbation percentage $\alpha \in (0, 1)$, we randomly select $\lceil \alpha m \rceil$ machines and remove all jobs assigned to them from \hat{s} , obtaining as a result a *restricted feasible solution*. Afterwards, the repair step consists in executing the insertion heuristic (Algorithm 2) with J_0 containing all the removed jobs, and θ being set to a random order. The perturbation percentage α is updated (Algorithm 1, Step 12) depending on the outcome of the improvement step (Algorithm 1, Step 8). Specifically, consider a sequence of K increasing, non-overlapping intervals in $[0, 1]$, that is, $(\underline{\beta}_k, \bar{\beta}_k) \subseteq [0, 1]$, $\bar{\beta}_k \leq \underline{\beta}_{k+1}$, $k = 1, \dots, K - 1$. Intervals with larger values correspond to larger perturbations of the solution, meaning that more machines are selected for being emptied. Initially, we set $k = 1$ and α_0 is randomly selected from the smallest perturbation range (β_1, β_2) . Whenever an improving solution is found, we reset $k = 1$, restarting the process with (β_1, β_2) . Conversely, if the improvement phase is unable to improve s_{best} , we increase k and choose α randomly from the next interval $k + 1$, applying a larger perturbation.

5.3. Improvement Step

Starting from a feasible solution, the improvement phase of the ILS (Algorithm 1, Step 8) begins with an LS algorithm composed by an adaptation of two classical operators to the PMSTVP. In addition, we further adapt the MILP model of Section 4 to be used as an improvement operator.

5.3.1. Local Search

We begin by discussing the adaptation of two classical LS operators, *swap* and *relocate*, to the PMSTVP. The presence of arbitrary variable consumption functions introduces an additional complexity compared to the fixed case (see, e.g., Gaggero et al. 2023), since the feasibility check requires an explicit validation of the energy consumed during the execution of the jobs. We perform two types of moves and accept only moves that keep the solution feasible. Namely:

- **Swap:** For each pair of different jobs $j_1, j_2 \in J$, $j_1 \neq j_2$, swap j_1 and j_2 . More formally, let $(j_1, i_1, t_1), (j_2, i_2, t_2) \in s$, remove these two assignments, and attempt to schedule (j_2, i_1, t_1) and (j_1, i_2, t_2) . Each of these moves can be evaluated in $O(p_{\max})$, and therefore the overall neighborhood is explored in $O(n^2 \cdot p_{\max})$.
- **Relocate:** For each job $j \in J$, check if j can be scheduled on a different time slot or on a different machine, without modifying the schedule of the remaining jobs in $J/\{j\}$. Each possible move can be tested in $O(p_{\max})$, and therefore the complete neighborhood can be explored in $O(n \cdot m \cdot t_{\max} \cdot p_{\max})$.

We follow a VND approach (Hansen et al., 2010), exploring neighborhoods in a sequential order and considering a *best-improvement* selection criterion for each of them.

5.3.2. MILP search

We consider a solution s and a subset of machines $\tilde{I} \subseteq I$, and formulate an auxiliary problem to reallocate all jobs assigned to machines $i \in \tilde{I}$ in s while maintaining the rest of the solution fixed. We explore this neighborhood using an adaptation of the MILP model (1) - (9) in which we fix some variables to their value in solution s , and tackle the new model using a commercial solver for a limited time. This procedure is repeated several times within the MILP search, changing both the size and the composition of \tilde{I} , until an improving solution is found or a maximum number of iterations is reached.

By design, this procedure is more time consuming than the LS (as it explores a larger neighborhood) and it is invoked only in case the former fails in finding an improving solution. Algorithm 3 depicts a pseudocode of the MILP search. It also follows a destroy-and-repair scheme, similar

Algorithm 3 MILP search

- 1: **Input:** $\mathcal{I} = (J, I, T, u, c, d, e, E)$ an instance of PMSTVP; (feasible) solution s scheduling all jobs in $J \setminus J_0$.
 - 2: **Output:** A feasible solution s with all jobs assigned
 - 3: Initialize $\alpha_1 \leftarrow \alpha_0$ with the percentage of machines to select
 - 4: **while** s not improved and maximum iterations not reached **do**
 - 5: Randomly select a subset $\tilde{I} \subseteq I$ with α_1 percentage of the machines
 - 6: Let $\tilde{J} = \{j \in J : (j, i, t) \in s, i \in \tilde{I}\}$. Define a *restricted solution* \tilde{s} by removing from s the assignments $(j, i, t) \in s, j \in \tilde{J}$
 - 7: Formulate model (1) - (9), fix the assignment of jobs $j \in J \setminus \tilde{J}$, i.e., set $X_{jit} = 1$ for $(j, i, t) \in \tilde{s}$, and let s^* be the solution obtained through an MILP solver with a time limit of γ seconds. If $f(s^*) < f(s)$, the update $s = s^*$.
 - 8: Update perturbation α_1 . Update time limit γ
 - 9: **end while**
 - 10: **return** s
-

to the perturbation described in Section 5.2. For the repair step, a few observations are worth discussing. Step 7 considers for each time-slot the remaining energy budget at time $t \in T$ for the schedule, that is, $\hat{E}_t = E - \hat{\omega}_t$, and recall that $\hat{\omega}_t \in \mathbb{R}_{\geq 0}$ denotes the total energy consumption at t by the restricted solution \hat{s} . In addition, the new schedule of jobs $j \in \tilde{J}$ removed from solution s is not restricted to machines $i \in \tilde{I}$ in the adapted MILP but considers any other machine with available (and feasible) time slots. From preliminary computational experiments, we observed that this general approach provides better solutions compared to its restricted variant in which we reallocate jobs $j \in \tilde{J}$ only to machines in \tilde{I} , even when the resulting MILP model may become larger and, consequently, more difficult to be solved. Finally, the perturbation step in the MILP search follows a similar approach to that in ILS (Algorithm 1, Step 12), but parameter α_1 is updated only after five consecutive unsuccessful attempts to improve the current solution using the same value of α_1 . For larger problem instances, values of α_1 close to 1 are limited to prevent the MILP

from growing excessively large, ensuring it remains computationally manageable within the ILS framework. In Step 8, the limit γ for the adapted MILP is increased to allow the model to run longer. In the next section, we introduce a further adaptation of the MILP search used in ILS to build an initial feasible solution.

5.4. Constructive Step

Finding a feasible solution is one of the critical steps in our solution approach, both for the importance within the ILS approach and the difficulty of the feasibility problem of the PMSTVP. For this reason, we attempt a sequence of steps to overcome this aspect, in many cases reusing or adapting some of the components described previously. The overall approach is as follows:

1. We run the insertion heuristic (Algorithm 2) with $J_0 = J$ (all jobs to be inserted) multiple times, changing each time the sorting criteria θ to increasing job index, decreasing p_j , increasing p_j , and to a random order for 1000 iterations.
2. If no feasible solution is returned, the last generated random sequence is returned to the insertion heuristic relaxing energy budget check, and the infeasible solution obtained is given to an adapted version of the MILP search (Algorithm 3). The adapted MILP search takes an infeasible solution and applies the same procedure as in Algorithm 3 but taking the first feasible solution as stopping criterion.
3. If the adapted MILP search is not able to find a feasible solution, we attempt to solve the complete model (1) - (9) until a feasible (not necessarily optimal) solution is found, if any.

6. Computational experiments

This section presents the outcome of extensive computational tests aimed at evaluating the performance of the algorithms and assessing the importance of incorporating variable consumption functions in the PMSTVP. We tested the following methods:

- MILP: model (1) - (9) presented in Section 4 solved using a commercial solver;
- ILS: tailored matheuristic proposed in Section 5.

The experiments were executed on a single thread of a virtual machine Intel(R) Xeon(R) Gold with 2.30 GHz and 16 GB of RAM memory, running under Windows 10 Pro N. All algorithms

were coded in Python, and Gurobi 11 was used as MILP solver. To accelerate the execution of the ILS code, we resorted to the Numba library to precompile the most frequently used functions of the code and, therefore, improve the computation times.

The methods were tested on a set of instances generated in order to assess the impact of variable energy consumption functions and described in Section 6.1. Briefly, each instance with variable energy consumption is paired with a corresponding instance having the exact same configuration for all the parameters except for the energy consumption of the jobs, which is assumed to follow a fixed consumption for each job but maintaining the same total energy usage over its execution. To foster reproducibility, all instances and their solutions can be retrieved from <https://github.com/regor-unimore/Energy-Efficient-Scheduling-Variable-Consumption.git>, which also includes a graphical solution visualizer. For MILP we set a time limit of 1200 seconds, while for ILS this limit is reduced to 600 seconds in order to consider a more restricted context for its execution.

6.1. Experimental setup

The instances for the PMSTVP are determined by:

- the number $|J|$ of jobs and $|I|$ of machines: we test 9 combinations $(|J|, |I|) \in \{(5, 3), (15, 5), (20, 7), (30, 10), (60, 15), (90, 20), (100, 25), (150, 30), (200, 35)\}$;
- the length $|T|$ of the planning horizon: we consider $|T| \in \{48, 72, 96, 120\}$;
- the instance *saturation* ν , that is the ratio between total processing time to be scheduled over all jobs and total available scheduling time from machines: we consider $\nu \in \{0.7, 0.8, 0.9\}$;
- the processing time p_j of a job j , that is randomly sampled from a normal distribution $N(\mu, \frac{\mu}{3})$, truncated to zero, where $\mu = \frac{|T| \cdot |I|}{|J|} \nu$ is the average processing time per job required for a given saturation factor ν ;
- the energy consumption: each machine $i \in I$ is randomly assigned to one of three levels of average energy consumption per hour equal to 30, 50 or 70 kWh to represent small, medium and large machines, respectively. We set the energy budget per time slot E as the sum of energy levels of all the machines rescaled according to the time duration of the time slots obtaining values in kW per time slot.

Time-dependent information is generated as follows. The costs to buy energy are set according to the standard contracts in the Italian market. A TOU tariff policy with variable costs is derived by assigning different tiers depending on the moment of the day (Table 1). We assume the same structure for the prices to sell energy but set the value to one third of the buying cost. Likewise, we assume an ideal production of a photovoltaic system by a step function (Figure 4). Recalling that T represents 24 hours, values for c_t, d_t and e_t are defined by simply matching time slots $t \in T$ with its corresponding time duration.

Table 1: TOU-tariff scheme.

Time	Energy cost (€/ kWh)
00:00 - 07:00	0.12
07:00 - 08:00	0.15
08:00 - 19:00	0.18
19:00 - 23:00	0.15
23:00 - 23:59	0.12

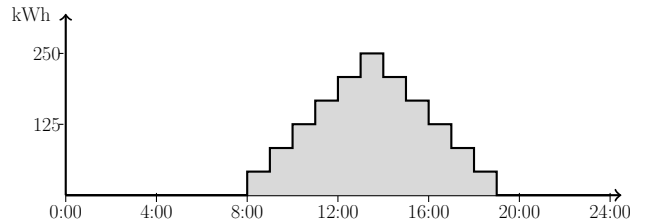


Figure 4: Photovoltaic energy production.

These definitions give us $9 \times 4 \times 3 = 108$ *base configurations*. An instance for the PMSTVP is defined by a combination of a base configuration and a general consumption function. For each $j \in J$ we define a consumption function $v_{j\tau} : [1, p_j] \rightarrow \mathbb{R}_{\geq 0}$ to be machine independent, and then incorporate the dependence on the machine by multiplying the machine level of consumption and obtain $u_{ji\tau}$ (in kW per time slot). We generate two types of instances, using two different energy consumption functions, as follows:

- *Fixed consumption* represents constant energy consumption, i.e., $v_{j\tau} = 1$ for $\tau \in [1, p_j]$, obtaining a total area (energy consumption) of p_j for each job j . For construction, all machines can possibly run one job at the same time without exceeding the energy budget.
- *Variable consumption* represents *realistic* energy consumptions. For each job j with processing time p_j , values $v_{j\tau}$ are generated randomly in a controlled fashion, guaranteeing that the total energy consumption is p_j . For $\tau \in [1, p_j - 1]$, let $\bar{v}_\tau = (p_j - \sum_{r=0}^{\tau-1} v_{jr}) / (p_j - \tau + 1)$ be a measure of the average consumption for the subsequent time slots $\tau + 1, \dots, p_j$, assuming that $v_{j0} = 0$ and the overall consumption must be p_j (as in the fixed consumption). Then, we iteratively set $v_{j\tau} \in \text{Unif}(\frac{1}{2}\bar{v}_\tau, \frac{3}{2}\bar{v}_\tau)$. For $\tau = p_j$, we set $v_{jp_j} = p_j - \sum_{\tau=1}^{p_j-1} v_{j\tau}$.

In total, our experiments consider $108 \times 2 = 216$ instances. The above setup guarantees that the

total energy consumption of a job $j \in J$ in a base configuration is the same across the two derived instances, i.e., $\sum_{\tau=1}^{p_j} u_{ji\tau}$ is exactly the same as given $i \in I$ for the corresponding fixed and variable consumption instances. By design, instances with a fixed consumption can be interpreted as a simplification of the variable ones in each base configuration. Moreover, schedules that fit within the planning horizon are always feasible for instances with fixed consumption, while this is not necessarily true in general.

6.2. Evaluation of algorithms

In this section, we delve into the experimental results focusing on the algorithmic performance.

6.2.1. Performance of algorithms

The results for both methods are presented for each type of consumption independently in Tables 2 and 3, having the same structure. The results are first grouped according to the number $|T|$ of time slots, and then for each group we report the aggregated results according to the number of jobs and machines ($|J|$, $|I|$). For each group, #inst indicates the total number of instances within the group. For each method, #feas and #opt indicate the number of instances for which the corresponding method is able to find a feasible and an optimal solution, respectively, within the time limit. For MILP, let z_{ub} and z_{lb} denote the objective value of the incumbent solution and the best bound obtained, respectively. We denote by %gap the average final gap, calculated as $100 \times (z_{ub} - z_{lb})/z_{lb}$ for each instance if z_{ub} and z_{lb} are known, and by time the average computation time required by **Gurobi**. For a reference, we also report the average values of the lower and upper bounds obtained for each group of instances in Avg. LB and Avg. UB, respectively, expressed in cents of Euros (€). Regarding ILS, %gap is computed using the objective value of the best solution found during its execution, z_{heur} . Finally, inc.time indicates the time required to reach the best solution found during the execution. For both algorithms, computation times are reported in seconds.

We indicate with %fALLg the average final gap considering only the instances for which %gap is available for both MILP and ILS. In addition, a direct comparison of incumbent solutions is provided in column %impG, indicating the average improvement gap of ILS with respect to MILP, calculated as $100 \times (z_{heur} - z_{ub})/z_{ub}$. Note that a negative value of %impG indicates that ILS is able to improve the solution found by MILP.

Table 2: Performance comparison of MILP and ILS on instances with fixed consumption. Values of Avg. LB and Avg. UB are expressed in cents of €. Values of time and inc.time are expressed in seconds.

Instances			MILP							ILS					
$ T $	(J , I)	#inst	#feas	#opt	Avg. LB	Avg. UB	%gap	%fALLg	time	#feas	#opt	%gap	%fALLg	inc.time	%impg
48	([5, 20], [3, 7])	9	9	9	20560.83	20560.83	0.0	0.0	17.6	9	9	0.0	0.0	10.1	0.0
	([30, 90], [10, 20])	9	9	9	81020.83	81020.83	0.0	0.0	13.6	9	9	0.0	0.0	82.1	0.0
	([100, 200], [25, 35])	9	9	9	171448.33	171448.33	0.0	0.0	70.5	9	5	<0.1	<0.1	367.9	<0.1
		27	27	27	91010.00	91010.00	0.0	0.0	33.9	27	23	<0.1	<0.1	153.4	<0.1
72	([5, 20], [3, 7])	9	9	9	13049.04	13049.04	0.0	0.0	80.3	9	9	0.0	0.0	52.4	0.0
	([30, 90], [10, 20])	9	9	9	53728.15	53728.15	0.0	0.0	25.8	9	9	0.0	0.0	229.6	0.0
	([100, 200], [25, 35])	9	9	9	104639.33	104639.33	0.0	0.0	265.1	9	2	0.2	0.2	566.3	0.2
		27	27	27	57138.84	57138.84	0.0	0.0	123.7	27	20	<0.1	<0.1	282.8	<0.1
96	([5, 20], [3, 7])	9	9	9	10033.96	10033.96	0.0	0.0	91.5	9	8	<0.1	<0.1	100.1	<0.1
	([30, 90], [10, 20])	9	9	9	40698.50	40698.50	0.0	0.0	74.7	9	8	<0.1	<0.1	272.0	<0.1
	([100, 200], [25, 35])	9	9	6	81255.23	81266.83	<0.1	<0.1	634.8	9	0	0.3	0.3	550.1	0.3
		27	27	24	43995.90	43999.76	<0.1	<0.1	267.0	27	16	0.1	0.1	307.4	0.1
120	([5, 20], [3, 7])	9	9	9	9642.27	9642.27	0.0	0.0	78.2	9	9	0.0	0.0	51.6	0.0
	([30, 90], [10, 20])	9	9	8	32813.41	32816.80	<0.1	<0.1	249.7	9	4	<0.1	<0.1	464.2	<0.1
	([100, 200], [25, 35])	9	9	7	70865.50	70870.40	<0.1	<0.1	632.9	9	0	0.4	0.4	548.9	0.4
		27	27	24	37773.73	37776.49	<0.1	<0.1	320.3	27	13	0.1	0.1	354.9	0.1
Tot		108	108	102	57479.62	57481.27	<0.1	<0.1	186.2	108	72	0.1	0.1	274.6	0.1

Table 2 shows the results produced by MILP and ILS for the instances with fixed consumption. Both methods find a feasible solution for every instance. MILP exhibits a remarkable behavior for this type of instances, reaching the optimal solution in 102 out of 108 instances, with execution times below 190 seconds on average. ILS offers a viable alternative, finding near-optimal solutions within 0.1% gap from the optimal, on average. We remark adaptations of the ILP formulations by [Gaggero et al. \(2023\)](#) that exploit the properties of a fixed consumption functions may result in even shorter computation times for an exact approach.

Likewise, Table 3 presents the analogous results for the variable consumption instances. These instances are more challenging, both in terms of feasibility and optimality, with a more significant impact for MILP. For large instances, feasible solutions are not always available for MILP, and a deeper inspection of its execution shows that for many instances it is not able to solve the initial relaxation of LP within the time limit (i.e., 1200 s). For this reason, the average gaps are computed over a subset of instances within each group, and the number of instances considered is indicated between parenthesis next to Avg. LB (only if different from the number of #feas). On

the other hand, ILS shows a more consistent behavior and identifies 11 additional feasible solutions in approximately 50% of the time required by MILP. ILS further shows substantial improvements with %impG ranging on average from -4% to 0.5%. The largest improvements are obtained on the largest instances, with $|T| = 96$ or 120 , $|J| \in [100, 200]$ and $|I| \in [25, 35]$, with reductions on the objective value of approximately 13% on average.

Table 3: Performance comparison of MILP and ILS on instances with variable consumption. Values of Avg. LB and Avg. UB are expressed in cents of €. Values of time and inc.time are expressed in seconds.

Instances			MILP							ILS					
$ T $	(J , I)	#inst	#feas	#opt	Avg. LB	Avg. UB	%gap	%fALLg	time	#feas	#opt	%gap	%fALLg	inc.time	%impG
48	([5, 20], [3, 7])	9	7	4	16891.80	17441.14	1.9	2.0	720.7	7	4	2.1	2.1	220.3	0.1
	([30, 90], [10, 20])	9	9	1	79984.33	80786.42	1.1	1.1	1079.6	9	0	1.3	1.3	490.0	0.2
	([100, 200], [25, 35])	9	9	0	168978.98	169448.58	0.3	0.3	1200.0	9	0	0.9	0.9	481.2	0.6
		27	25	5	94356.49	94968.12	1.0	1.0	1000.1	25	4	1.4	1.4	397.2	0.3
72	([5, 20], [3, 7])	9	8	3	12258.37	12675.12	2.6	2.6	802.1	7	3	2.7	2.7	302.2	0.1
	([30, 90], [10, 20])	9	9	0	53135.26	53852.44	1.2	1.2	1200.0	9	0	1.6	1.6	560.2	0.4
	([100, 200], [25, 35])	9	7	0	(6) 90211.92	95205.72	3.6	4.3	1200.0	9	0	1.5	1.5	574.5	-3.9
		27	24	3	(23) 48589.39	50317.71	2.3	2.5	1067.4	25	3	1.9	1.9	478.9	-1.0
96	([5, 20], [3, 7])	9	6	3	8790.69	9102.25	2.4	2.6	806.1	6	3	2.5	2.5	339.7	0.0
	([30, 90], [10, 20])	9	8	0	36937.05	37512.75	1.5	1.6	1200.0	9	0	2.2	2.2	550.1	0.6
	([100, 200], [25, 35])	9	6	0	(3) 66453.83	73071.13	7.6	9.2	1200.0	9	0	2.0	2.0	553.3	-13.1
		27	20	3	(17) 32211.88	33760.52	2.9	3.3	1068.7	24	3	2.3	2.3	481.0	-3.7
120	([5, 20], [3, 7])	9	5	3	6796.41	6961.06	1.7	1.8	848.6	5	3	2.4	2.4	464.2	0.6
	([30, 90], [10, 20])	9	5	0	26239.79	26572.90	1.4	1.4	1200.0	7	0	2.7	2.5	556.5	1.1
	([100, 200], [25, 35])	9	3	0	(1) 54839.46	55288.44	0.8	0.8	1200.0	7	0	1.3	1.3	531.5	-12.8
		27	13	3	(11) 20001.86	20268.93	1.5	1.5	1082.9	19	3	2.5	2.4	517.4	-2.3
Tot		108	82	14	(76) 55843.30	56952.60	1.9	2.0	1054.8	93	13	1.9	1.9	468.6	-1.5

From a broader perspective, these experiments provide some interesting insights regarding the PMSTVP. The structure of the consumption function has a direct impact on the performance of the methods. Tackling small and medium-sized instances through MILP combined with **Gurobi** appears to be a good alternative, producing good quality solutions in reasonable computation times, regardless of the consumption function assumed for the jobs. However, when considering large instances and a variable consumption, its performance degrades significantly. The results achieved by ILS are rather consistent, finding near-optimal solutions and outperforming the results obtained by MILP for large instances with variable consumption. In addition, these solutions are of high quality. Although not reported in the table, based on the best dual bound (z_{1b}) obtained

by MILP, we highlight that the solutions produced by ILS show an average optimality gap below 2%.

6.2.2. Analysis of ILS components

We now analyze the performance of ILS more thoroughly, focusing on the improvement step by isolating the contribution of each LS operator within ILS, namely swap, relocate, MILP search, to the final performance. Table 4 reports the aggregated results over all instances. Each row of the table reports the number of optimal solutions found (#opt), the average final gaps (%fALLg), the average incumbent time (inc.time) and the average improvement gaps with respect to MILP (%impg) for a given combination of the components. For conciseness, we report the aggregated results over the 108 instances for each type of consumption (fixed and variable). The results confirm

Table 4: Analysis of the impact of the LS operators in ILS. Values of inc.time are expressed in seconds.

Method	fixed				variable			
	#opt	%fALLg	inc.time	%impg	#opt	%fALLg	inc.time	%impg
swap + relocate	1	2.7%	19.8	2.7%	7	5.8%	127.6	2.1%
relocate + MILP search	66	0.5%	308.1	0.5%	13	2.4%	484.8	-0.8%
swap + MILP search	72	0.5%	279.5	0.5%	13	1.9%	474.5	-1.2%
swap + relocate + MILP search	72	0.1%	274.6	0.1%	13	1.9%	468.6	-1.5%

that the LS operators within ILS contribute to the performance of the algorithm, especially the MILP search (see Section 5.3.2), which is able to explore larger neighborhoods. Indeed, removing the MILP search (swap + relocate combination) reduces average incumbent times, although the quality of the solutions degrades significantly (this was noticed also when increasing by ten times the maximum number of iterations without improvements). For variable consumption instances, excluding the MILP search increases the average final gap by 3.9% and the average improvement gap by 3.6%.

6.3. Impact of variable consumption

We now focus on the specific impact on feasibility and budget constraints (6) when incorporating variable consumptions on our generated instances. Given a base configuration as described in Section 6.1, consider the best known solution s for the fixed consumption. Solution s is also feasible in terms of occupation of the machines (as the processing times remain the same) and

fits within the planning horizon for variable consumptions and the same base configuration, but may be infeasible with respect to the energy budget. Therefore, for every base configuration, we evaluate different feasibility metrics when plugging a solution obtained for a fixed instance into a variable consumption-related instance.

Table 5 and Figure 5 present the aggregated results of this analysis. In Table 5, min inf, avg inf, and max inf are the average per group of minimum, average, and maximum amount of energy exceeding the budget; total inf stands for the average per group of the total sum of energy above this budget. For a given instance, let \bar{E}_t be the amount of energy scheduled in time slot t . We set $\%infE = \sum_{t \in T} \max(0, \bar{E}_t - E) / \sum_{t \in T} \bar{E}_t$ as the percentage by which the energy budget E needs to be increased for the instance to become feasible, while $\%infT = |\{t \in T : \bar{E}_t > E\}| / |T|$ is the percentage of infeasible time slots. In Figure 5, we show the average $\%infE$ and $\%infT$ over all groups (with respect to $|T|$) and overall (Tot).

Table 5: Energy exceeding the budget expressed in kWh.

#	$ T $	min inf	avg inf	max inf	total inf
27	48	15	104	296	946
27	72	10	99	263	1190
27	96	9	93	274	1561
27	120	4	78	243	2015
Tot		10	93	269	1428

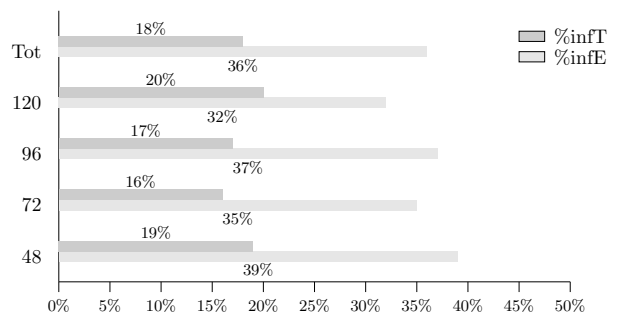
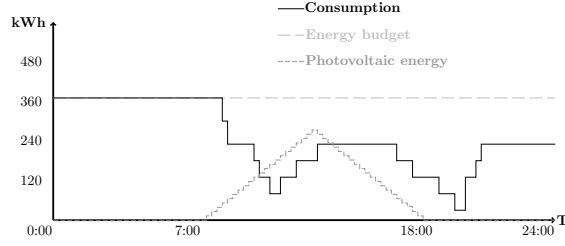


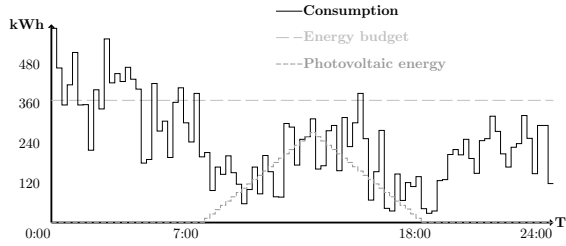
Figure 5: Percentage of infeasibility.

None of the solutions obtained for the instances with fixed consumption is feasible when evaluated in the corresponding variable consumption instance. The number of infeasible time slots, on average, represents less than 20% of the planning horizon. However, the increase in energy budget required to achieve feasibility is significant: approximately 35% for variable instances. This highlights the importance of considering variable consumption functions in energy-aware scheduling studies. In real-world applications, ignoring such variations would require increasing significantly the energy budget to re-gain feasibility or, alternatively, removing some jobs from the schedule to avoid exceeding the maximum budget. In general, neglecting variable consumption at the planning stage has a direct impact on the quality of the schedule and on its potential practical use.

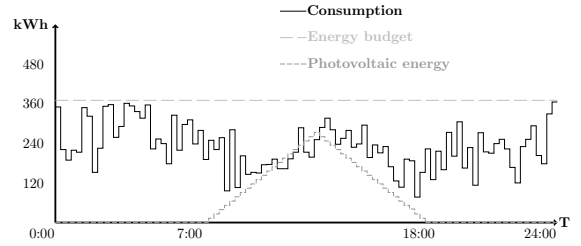
Figure 6 illustrates this behavior by exploring in more detail a representative base configuration with the optimal schedules obtained for an instance with 20 jobs and 7 machines under



(a) Optimal schedule for fixed consumptions.



(b) Optimal schedule for fixed consumptions re-evaluated on variable consumptions.



(c) Optimal schedule for variable consumptions.

Figure 6: Comparison of solutions.

fixed consumptions (Figure 6a), fixed consumptions but evaluated on variable consumptions (Figure 6b), and variable consumptions (Figure 6c). In light gray, dark gray, and black we represent, respectively, the energy budget, the photovoltaic energy, and the total consumption in kWh of the schedule in each of the 96 time slots covering one day. A direct comparison shows that the schedule obtained using fixed consumption tends to underestimate the peaks of energy usage, consuming more energy overnight at a lower cost, but exceeding the energy budget when evaluated on variable consumptions (Figure 6b). Consequently, the excess of energy purchased to complement the photovoltaic panels during the day (i.e., at higher prices) is reduced with respect to the energy obtained in the schedule with variable consumption functions, which in turn never exceeds the energy budget (Figure 6c). This type of effect is caused by neglecting the variability of energy consumption, resulting in schedules that may not be implemented in practice due relevant practical limitations not considered in the models.

7. Conclusions and future research directions

In this paper, we study the PMSTVP, an energy-efficient parallel machine scheduling problem inspired by a real-world application from the electric automotive industry. The PMSTVP

introduces a novel element compared to the standard energy-efficient scheduling framework, as it accounts for variable energy consumption during job execution rather than assuming constant consumption. This variability, combined with a maximum energy budget constraint, significantly increases the complexity of the problem compared to classical scheduling problems.

Our experimental framework reveals the critical impact of explicitly incorporating variable resource consumption within parallel machine scheduling. The results indicate that replacing actual variable consumption with a constant average can lead to energy consumption exceeding the budget by up to 40% on average. From a managerial perspective, ignoring variable consumption produces infeasible schedules with substantial energy budget violations, highlighting important practical implications.

From an algorithmic perspective, we present an MILP model based on a time-indexed formulation and develop an Iterative Local Search matheuristic. The matheuristic integrates several constructive heuristics, local search operators, and an adapted MILP model. Computational experiments show that while the MILP formulation performs well for small and medium instances, the matheuristic outperforms the MILP in solving large instances with variable consumption. Specifically, the matheuristic achieves solutions that reduce total energy costs by up to 13% and maintains an average optimality gap of 2%. Overall, the matheuristic efficiently finds high-quality solutions within reasonable computation times for large instances involving up to 200 jobs, 35 machines, and a planning horizon of 120 time slots.

This work opens several promising future research directions. Methodologically, incorporating stochastic components to the model is a promising direction. Photovoltaic energy production and, to some extent, job consumption are subject to uncertainty. Scenario-based stochastic mathematical models and solution algorithms could be an alternative to tackle these problems. From a modeling perspective, extending the PMSTVP to consider a continuous planning horizon with continuous variable consumption functions can provide deeper managerial insights and introduce new and challenging optimization problems into the energy-aware scheduling literature.

Acknowledgements

This research was financially supported by Emilia Romagna Region, Project DRIFT “DRive Into the FuTure – Studio e Ricerca di nuove tecnologie/metodologie operative, per una Battery Test

House Intelligente, Innovativa e Sostenibile”. The academic work started when Juan José Miranda Bront was visiting the University of Modena and Reggio Emilia under the call Visiting Professor 2023. We thank Reinova S.p.a. for supporting this research.

References

- Adamo, T., Gendreau, M., Ghiani, G., Guerriero, E., 2024. A review of recent advances in time-dependent vehicle routing. *European Journal of Operational Research* 319, 1–15.
- Anghinolfi, D., Paolucci, M., Ronco, R., 2021. A bi-objective heuristic approach for green identical parallel machine scheduling. *European Journal of Operational Research* 289, 416–434.
- Blazewicz, J., Lenstra, J., Kan, A., 1983. Scheduling subject to resource constraints: classification and complexity. *Discrete Applied Mathematics* 5, 11–24.
- Boschetti, M.A., Maniezzo, V., 2022. Matheuristics: using mathematics for heuristic design. *4OR* 20, 173–208.
- Cacchiani, V., Iori, M., Locatelli, A., Martello, S., 2022. Knapsack problems - an overview of recent advances. part I: single knapsack problems. *Computers & Operations Research* 143, 105692.
- Caselli, G., Delorme, M., Iori, M., Magni, C.A., 2024. Exact algorithms for a parallel machine scheduling problem with workforce and contiguity constraints. *Computers & Operations Research* 163, 106484.
- Catanzaro, D., Pesenti, R., Ronco, R., 2023. Job scheduling under time-of-use energy tariffs for sustainable manufacturing: a survey. *European Journal of Operational Research* 308, 1091–1109.
- Chen, J., Li, K., Chu, C., Sahli, A., 2024. A simplified swarm optimization algorithm to minimize makespan on non-identical parallel machines with unequal job release times under non-renewable resource constraints. *Operational Research* 24, 1–27.
- Cheng, T., Ding, Q., Lin, B., 2004. A concise survey of scheduling with time-dependent processing times. *European Journal of Operational Research* 152, 1–13.
- Cota, L.P., Coelho, V.N., Guimarães, F.G., Souza, M.J.F., 2021. Bi-criteria formulation for green scheduling with unrelated parallel machines with sequence-dependent setup times. *International Transactions in Operational Research* 28, 996–1017.
- Edis, E.B., Oguz, C., Ozkarahan, I., 2013. Parallel machine scheduling with additional resources: Notation, classification, models and solution methods. *European Journal of Operational Research* 230, 449–463.
- European Commission, 2019. The European Green Deal. URL: https://ec.europa.eu/info/strategy/priorities-2019-2024/european-green-deal_en. Accessed December 8, 2024.
- European Commission, 2021. Fit for 55: Delivering the EU’s 2030 Climate Target on the Way to Climate Neutrality. URL: https://ec.europa.eu/clima/eu-action/european-green-deal/delivering-european-green-deal_en. Accessed December 8, 2024.
- Fang, K., Uhan, N., Zhao, F., Sutherland, J.W., 2011. A new approach to scheduling in manufacturing for power consumption and carbon footprint reduction. *Journal of Manufacturing Systems* 30, 234–240.
- Fanjul-Peyro, L., Perea, F., Ruiz, R., 2017. Models and matheuristics for the unrelated parallel machine scheduling problem with additional resources. *European Journal of Operational Research* 260, 482–493.

- Feng, X., Peng, H., 2024. Robust identical parallel machine scheduling with two-stage time-of-use tariff and not-all-machine option. *International Journal of Production Research* 62, 380–403.
- Gaggero, M., Paolucci, M., Ronco, R., 2023. Exact and heuristic solution approaches for energy-efficient identical parallel machine scheduling with time-of-use costs. *European Journal of Operational Research* 311, 845–866.
- Gahm, C., Denz, F., Dirr, M., Tuma, A., 2016. Energy-efficient scheduling in manufacturing companies: A review and research framework. *European Journal of Operational Research* 248, 744–757.
- Gawiejnowicz, S., 2020. A review of four decades of time-dependent scheduling: Main results, new topics, and open problems. *Journal of Scheduling* 23, 3–47.
- Graham, R., Lawler, E., Lenstra, J., Kan, A., 1979. Optimization and Approximation in Deterministic Sequencing and Scheduling: a Survey, in: Hammer, P., Johnson, E., Korte, B. (Eds.), *Discrete Optimization II*. Elsevier, volume 5 of *Annals of Discrete Mathematics*, pp. 287–326.
- Hansen, P., Mladenović, N., Brimberg, J., Pérez, J.A.M., 2010. *Variable Neighborhood Search*. Springer US, Boston, MA. pp. 61–86.
- Haspl, A., Leighton, M., Winkler, G., 2022. Reduction of Testing Time of PTCE/HTOE Tests Based on Real Road Load Profiles. Technical Report. SAE Technical Paper 2022-01-0176.
- International Energy Agency, 2023. *World Energy Outlook 2023*. URL: <https://www.iea.org/reports/world-energy-outlook-2023>. licence: CC BY 4.0 (report); CC BY NC SA 4.0 (Annex A).
- Jarboui, B., Masmoudi, M., Eddaly, M., 2024. Epsilon oscillation algorithm for the bi-objective green identical parallel machine scheduling problem. *Computers & Operations Research* 170, 106754.
- Kramer, A., Iori, M., Lacomme, P., 2021. Mathematical formulations for scheduling jobs on identical parallel machines with family setup times and total weighted completion time minimization. *European Journal of Operational Research* 289, 825–840.
- Li, K., Xie, F., Zhao, X., Chen, J., Zhou, T., 2024. Parallel machine scheduling with a total energy consumption limitation for minimizing total completion time. *Engineering Optimization* 0, 1–28.
- Li, K., Zhang, H., Chu, C., hong Jia, Z., Chen, J., 2022. A bi-objective evolutionary algorithm scheduled on uniform parallel batch processing machines. *Expert Systems with Applications* 204, 117487.
- Li, W., Ou, J., 2024. Approximation algorithms for scheduling parallel machines with an energy constraint in green manufacturing. *European Journal of Operational Research* 314, 882–893.
- Lourenço, H.R., Martin, O.C., Stützle, T., 2010. *Iterated Local Search: Framework and Applications*. Springer US, Boston, MA. pp. 363–397.
- Módos, I., Šucha, P., Hanzálek, Z., 2021. On parallel dedicated machines scheduling under energy consumption limit. *Computers & Industrial Engineering* 159, 107209.
- Pinedo, M.L., 2022. *Scheduling - Theory, Algorithms, and Systems*. Springer International Publishing.
- Pottel, S., Goel, A., 2022. Scheduling activities with time-dependent durations and resource consumptions. *European Journal of Operational Research* 301, 445–457.
- Reddy, N.S., Ramamurthy, D., Padma Lalitha, M., Prahlada Rao, K., 2022. Integrated simultaneous scheduling of machines, automated guided vehicles and tools in multi machine flexible manufacturing system using symbiotic

- organisms search algorithm. *Journal of Industrial and Production Engineering* 39, 317–339.
- Silva, E.M., Melega, G.M., Akartunali, K., de Araujo, S.A., 2023. Formulations and theoretical analysis of the one-dimensional multi-period cutting stock problem with setup cost. *European Journal of Operational Research* 304, 443–460.
- Tian, Z., Zheng, L., 2024. Single machine parallel-batch scheduling under time-of-use electricity prices: New formulations and optimisation approaches. *European Journal of Operational Research* 312, 512–524.
- Ying, K.C., Pourhejazy, P., Huang, X.Y., 2024. Revisiting the development trajectory of parallel machine scheduling. *Computers & Operations Research* , 106709.
- Yusheng Wang, A.C., Feng, J., 2023. Energy-efficient unrelated parallel machine scheduling with general position-based deterioration. *International Journal of Production Research* 61, 5886–5900.
- Zhang, A., Zhen, T., Chen, Y., Chen, G., 2023. An improved algorithm for parallel machine scheduling under additional resource constraints. *Optimization Letters* 17, 753–769.