

A Scenario-Based Assessment of the German Nuclear Waste Fund KENFO's Long-Term Funding Adequacy

Preprint submitted to arXiv, December 2024

Mahdi Awawda^{1*}

Alexander Wimmers^{2,3}

1: TU Berlin, Straße des 17. Juni 135, 10623 Berlin, Germany

2: Workgroup for Infrastructure Policy, TU Berlin, Straße des 17. Juni 135, 10623 Berlin, Germany

3: German Institute for Economic Research (DIW Berlin), Mohrenstraße 58, 10117 Berlin, Germany

* Corresponding author: Mahdi Awawda (mahdi.awawda@outlook.com)

Abstract

The German site selection process for high-level nuclear waste was initially planned to conclude in 2031, with the deep geological repository sealed around the year 2080. However, in 2022, substantial delays were announced by the responsible federal agency, pushing the site selection to 2046 or even 2068. With this delay come uncertainties regarding the duration, consequential knowledge management, and funding. German nuclear waste management activities are funded by the external segregated fund KENFO, which is designed to ensure sufficient funding via generating returns on investments (ROI) in the coming decades. Given recent developments, we assess the adequacy of the fund volume based on seven scenarios depicting potential process delays. We find that the target ROI of 3.7% will not suffice in any case, even if the site selection concludes in 2031, and that cash injections of up to €31.07 billion are necessary today to ensure that the fund volume will suffice. We conclude that cost estimations must be updated, KENFO must increase its target ROIs, potential capital injections must be openly discussed by policymakers, and a procedural acceleration should be implemented to ensure that financial liabilities for nuclear waste management are minimized for future taxpayers.

Keywords

Nuclear waste management; long-term funding; KENFO; Germany; site selection process;

JEL-Classification

Q48, X57, E102

Contents

Abstract	i
Keywords	ii
JEL-Classification	ii
List of figures	iv
List of tables	iv
1 Introduction	1
2 Background	1
2.1 Nuclear Waste Management	1
2.2 Funding of Nuclear Waste Management.....	2
2.2.1 The Organization of Long-term Funding Provision in the Nuclear Back-end.....	2
2.2.2 Cost Estimations for Nuclear Waste Management	4
2.3 The German Case	4
2.3.1 Legal Framework.....	5
2.3.2 Institutional Actors	5
2.3.3 Nuclear Waste Volumes in Germany	6
2.3.4 Funding.....	7
2.3.5 Uncertainty in Germany’s Waste Disposal Process.....	8
3 Method	9
3.1 Problem Definition and Model.....	10
3.2 Algorithm to Solve the Minimization Problem.....	12
3.3 Scenario Definition	13
3.3.1 Data Assessment	14
3.3.2 Scenarios	15
3.3.2.1 Scenario 1: “De Jure”.....	16
3.3.2.2 Scenarios 2, 3, 4: “De facto”	18
3.3.2.3 Scenarios 5, 6, 7: “Consolidated interim Storage”	18
4 Results	19
5 Discussion & Conclusion	20
Further Reading	22
References	24

List of figures

Figure 1: Overview of the actors in German nuclear waste management	6
Figure 2: Stylized description of the minimization problem	11
Figure 3: Simplified Timeline of Interim Storage and Final Disposal Milestones	17

List of tables

Table 1: Scenarios Overview.....	16
Table 2: Scenario Comparison.....	20

1 Introduction

Managing nuclear waste is a multifaceted, long-term responsibility that entails considerable financial, technical, and ethical difficulties (Yim 2022). In Germany, the act on the search for and selection of a site for a repository for high-level radioactive waste (“Standortauswahlgesetz”, StandAG) envisions the selection of a suitable site by 2031 (StandAG 2017). From then, the plan envisages several years of construction works until the waste is to be transferred to the repository sometime in the second half of the 21st century. However, in 2022, the Federal Company for Radioactive Waste Disposal (BGE for German Bundesgesellschaft für Endlagerung) announced a delay in the site selection process, now to be completed sometime between 2046 and 2068. In 2024, another report, commissioned by the overseeing Federal Office for the Safety of Nuclear Waste Management (BASE for German Bundesamt für die Sicherheit der nuklearen Entsorgung), placed the estimated year of the site selection even later, to 2074 (Krohn et al. 2024). This delay has implications regarding the preservation of knowledge and the affectedness of the German population. It also raises technical concerns regarding the re-organization and refurbishment of interim storage sites (Wegel et al. 2019), and, as discussed in this work, it poses future funding challenges (Ott et al. 2024).

Apart from legacy activities, such as the clean-up of the Asse II mine or of former GDR sites, most waste management activities are funded by the German Nuclear Waste Disposal Fund (KENFO), an external segregated fund which was created in 2017 with an initial volume of €24.1 billion fund (Bärenbold et al. 2024). The goal of the fund is to accumulate sufficient return on investment (ROI) to ensure that future taxpayers are not obliged to pay for future nuclear waste management activities in Germany. However, with the delay of the site selection process, and historic cost underestimation of waste disposal activities in Germany, the question arises whether the fund can fulfill its purpose (Hirschhausen and Wimmers 2023; Brunnengräber 2024).

Thus, to our knowledge, this work provides a first investigation into the fund adequacy of the KENFO. We first introduce the challenges of nuclear waste management funding and provide several examples of external segregated funding approaches for nuclear back-end activities. We then describe the German approach in detail before providing a quantitative assessment of the adequacy of current fund volumes for several potential site selection dates in the second half of this century.

2 Background

2.1 Nuclear Waste Management

The internationally accepted classification of radioactive waste differentiates different types of waste depending on their (average) half-life and their radioactivity. The six waste categories are exempt waste (EW), very short-lived waste (VLSW), very low-level waste (VLLW), low-level waste (LLW), intermediate-level waste (ILW), and high-level waste (HLW). HLW consists mainly of spent nuclear fuel (SNF), while other waste categories are generated mostly during decommissioning of nuclear facilities when activated and contaminated components are dismantled. There is a global consensus that nuclear waste shall be disposed of in storage sites. Due to their long half-life, HLW shall be stored in deep geological facilities for millennia. This necessitates the construction of durable, safe, and secure facilities that prevent harmful radiation from dissipating into the environment. While many countries have

implemented solutions for LLW and ILW, e.g., near-surface disposal sites in Sweden or the U.S., no deep geological disposal facility (GDF) for HLW is fully operational anywhere.¹ Consequently, while countries are in different process stages of implementing GDFs, HLW is currently stored in interim storage facilities in decentralized facilities, often located near NPPs, or in consolidated storage sites (Bärenbold et al. 2024).

2.2 Funding of Nuclear Waste Management

2.2.1 The Organization of Long-term Funding Provision in the Nuclear Back-end

The main challenges in providing funds for nuclear back-end activities stem from the uncertainty in the technological, organizational, and time dimensions. Each of these dimensions can induce actual and transaction costs that are unlikely to be accounted for when initial funds are set up. In this regard, the provision of a final repository, including other back-end activities, can be regarded as another form of large infrastructure provision, known for cost escalations and delays (Johnstone and Stirling 2020; Vorwerk 2024). For the remainder of this chapter, we assume that a GDF will be used for final storage of nuclear wastes.

Uncertainty for the provision of repository infrastructure originates from uncertain geological compositions at a given site, requiring substantial discovery efforts, potential planning issues regarding the design and size of a repository, and the design of the storage casks, amongst others. Additionally, organizational challenges arise from the potential lack of final liability assurances or undefined responsibilities. The “time” dimension differentiates nuclear waste management (NWM) activities from other large infrastructure in the sense that in most states, the siting and construction processes, let alone the waste transfer and the operation of a final repository, will last many decades, even centuries. From an organizational perspective, this raises concerns regarding the provision of knowledge, the availability of skilled personnel, and the existence of regulatory agencies and competent oversight.

Grouped together, these uncertainties complicate accurate ex-ante assessments of costs. With unexpected developments, potential delays and, to-be-expected cost overruns, the risk of allocated funds running dry is substantial (Lordan-Perret et al. 2023). Depending on the organization of these funds, see below, the risks of costs being socialized, are substantial (Brunnengraber 2024).

It must be ensured that funding is provided for long-term projects that are NWM activities. Given the high complexity and uncertainty of these processes, it is challenging to accurately determine costs, which in turn provides challenges regarding the provision of (sufficient) funds. There exist several attempts to project costs for NWM activities, see below. However, given the historic underestimation of costs in the whole nuclear sector, and lack of independent (ex-post) assessments (Schneider et al. 2023), these estimations are to be taken with a grain of salt.

Currently, the organization of the funding of nuclear back-end activities differs amongst, and sometimes even within, countries. Options are internally segregated and non-segregated funds, from which

¹ At the Finnish repository Onkalo, trial runs with empty casks were started mid-2024, see <https://world-nuclear-news.org/articles/successful-start-to-trial-run-at-finnish-repository>, accessed on 20-12-2024.

operators finance waste management and decommissioning activities, external segregated funds, fully separated, independently operating funds out of reach of operators or other actors, state funds, i.e. taxpayer money, and a combination of IOUs and guarantees (Bärenbold et al. 2024). For this chapter, we limit our assessment to external segregated funds, such as the German KENFO, see Section 2.3.

In the US, decommissioning activities are funded mostly through so-called Decommissioning Trust Funds that are set up for a specific nuclear plant. In rate-regulated markets, the funds are mostly accumulated through rates charged to electricity consumers. The cost for decommissioning is calculated through a standardized formula or site-specifically. Regardless of the selected option, the calculated costs have been estimated as too low but calls for a reassessment of the formulas have gone unheard, and final liability challenges in the case of fund shortfalls remain uncertain (Lordan-Perret et al. 2023). NWM is supposed to be funded through the Nuclear Waste Fund (USD43.5 billion as of 2019), accumulated through a fee paid by the nuclear operators. Since the failure of the Yucca Mountain project and the subsequent standstill of siting activities in the US, fee collection has been halted, and the federal government has paid compensations totaling approx. USD9 billion to nuclear power plant operators for interim storage of spent fuel and other wastes. Releasing money from the Nuclear Waste Fund requires congressional approval, which is why current interim storage activities hope to be funded through the separate Judgment Fund (Wimmers and Von Hirschhausen 2024). Thus, despite the external organization of funds, the (probable) underestimation of cost and organizational failures will likely lead to US taxpayers having to fund both decommissioning and waste management activities in the long run.

In the United Kingdom, the Nuclear Liabilities Fund (NLF), set up in 1996, shall cover the decommissioning costs for the advanced gas-cooled reactors and the only operational pressurized water reactor Sizewell B. The initial endowment was GBP228 million, and via several cash sweeps during extensive sector restructuring (and the final transfer of spent fuel management liabilities to the UK government), the volume was increased by an additional GBP2.6 billion by 2007. The goal of the NLF was to cover future costs through returns on invested capital. However, it has been underperforming for years, resulting in government cash injections totaling GBP10 billion in 2020 and 2021. The bad performance of the NLF highlights the risks of external funding, especially if investment strategies underperform over long periods. If funds run dry, British taxpayers will have to step in (Wimmers and Von Hirschhausen 2024).

The UK and US cases highlight the risk of cost underestimation and bad fund performance. Through good regulation, these risks can be mitigated from taxpayers and imposed on the operators. This is the approach of the Swiss fund STENFO, that is split into two funds, one for decommissioning (since 1985) and one for nuclear waste management (since 2001). Fees are collected from the operators of nuclear facilities. Most notably, the Swiss fund provision includes an assessment of costs and required fees that is conducted every five years. The operators provide cost estimates, that are then fed into a cost study conducted by Swissnuclear, the association of Swiss nuclear power plant operators, and presented to STENFO and the Swiss Ministry of Environment, Transport, Energy and Communications (DETEC). Once approved, rates are adjusted to new assessments. This way, the risk of fund shortfalls is reduced. The final liability lies with the Swiss state, albeit before this occurs, all funds of STENFO must have been used up, and all nuclear operators must have gone bankrupt (Wimmers, Bärenbold, et al. 2023; Brunnengraber 2024). Consequently, the funding organization in Switzerland seems to be one of the

most sophisticated, as it includes measures for cost evaluations that are actually enforced. As will be discussed below, the German funding organization has no such adaptation mechanism.

2.2.2 Cost Estimations for Nuclear Waste Management

As mentioned above, NWM cost estimations remain ex-ante in nature until projects have been completed. Nevertheless, several attempts have been made to estimate the costs of NWM projects, most of which focus on the storage of SNF. For example, the IAEA (2009a) introduces cost categories and components along with cost estimations.

Different methods can be used to estimate the costs NWM activities. The decision depends on the specific phase of the NWM process, whether it is before the operation, during storage and handling, or in the post-closure phase of a repository. For instance, the Analogy Method is generally employed in the early stages of disposal programs, utilizing cost data from similar past projects and adjusting for scale, complexity, and material differences. While this method offers quick initial cost estimates, its accuracy is limited due to the variability in disposal costs. Another example is the Engineering Buildup Method, or Bottom-up Method, which becomes more relevant as the disposal plan matures. It breaks down the program into components within a Work Breakdown Structure (WBS) to estimate individual costs. As the plan evolves, the WBS becomes more detailed, improving cost accuracy. Alternatively, the Parametric Method establishes statistical relationships between plan parameters and costs using historical data, though its applicability in radioactive waste disposal is limited due to the scarcity of completed programs (IAEA 2007).

Regarding NWM modeling, multi-criteria analysis methods like PROMETHEE introduce an effective tool for navigating the complexity of NWM financing by considering time scenarios, disposal location, and funding mechanisms (Briggs, Kunsch, and Mareschal 1990). Further, Rothwell (2021) examines the size-cost relationship of storage alternatives and presents models estimating the economic impact of wet or dry and onsite and offsite options, respectively. The assessment includes a comparison of centralized interim storage facilities (CISF) with decentralized onsite storage. Furthermore, the OECD (2010) provides a global survey of cost components, estimation techniques, and documentation obligations related to decommissioning NPPs. In any case, given that no empirical evidence exists of completed final repositories for HLW, the accuracy of these estimations cannot be assessed. Cost experience from other sections of the nuclear production chain, such as new build or decommissioning, shows that cost estimations in this sector are usually overly optimistic (Bärenbold et al. 2024).

2.3 The German Case

The following section provides an overview of Germany's legal, organizational, and operational framework for managing nuclear waste. It outlines the Site Selection Act of 2017, which envisions the selection of a safe and suitable location for long-term nuclear waste disposal sites (StandAG 2017). Moreover, the section introduces primary governmental entities responsible for interim storage and final disposal of radioactive waste. Additionally, relevant governmental actors, along with the German waste fund, KENFO, will be introduced (KENFO 2023a). Finally, potential paths regarding German NWM and its volumes will be discussed to motivate the selection of cost scenarios introduced in Section 3.

2.3.1 Legal Framework

According to the act on the reorganization of responsibility in NWM, short VKENOG, the complete responsibility for both interim storage and final disposal of radioactive waste lies with the state, whereas that of decommissioning of Western German commercial NPPs still lies with the former NPP operators (BMJ 2017). The primary objective of the StandAG is to choose the safest possible site within the country for the disposal of HLW, ensuring the protection of people and the environment from ionizing radiation for up to one million years (StandAG 2017). The legislation also prohibits any agreements that would permit the disposal of radioactive waste outside of Germany, in line with Council Directive 2011/70/EURATOM (BASE 2015). The legislation identifies rock salt, clay, and crystalline rock as the key geological formations suitable for HLW storage (StandAG 2017). It requires selecting a site with deep geological layers that are appropriate for permanent closure, while also allowing for the retrievability of wastes during the operational phase and the possibility of recovery for up to 500 years after closure (StandAG 2017). The site selection process is set for completion by 2031. Furthermore, the legislation allows for the disposal of LLW and ILW at the same site (StandAG 2017). In addition to these efforts, the Konrad mine in Lower Saxony is being converted into Germany's first repository for LLW and ILW, with operations expected to begin in the early 2030s (Hirschhausen and Wimmers 2023).

The site selection process for a HLW repository shall be conducted in three distinct phases. In the first phase, for which the first step was completed in 2020, and which is currently scheduled for completion in 2027, potentially viable regions are to be selected for which overground discovery activities shall be conducted in the second phase. The duration of Phase 2 depends on the number of selected regions (e.g., six or ten), and the duration of regulatory oversight and control procedures to be conducted by BASE. In Phase 3, discovery shall be conducted underground. Here, too, the duration can vary. If boreholes are used, the phase is expected to require five to six years. However, if exploratory mines are constructed, this will add additional work requiring up to 18 years in this phase alone. (BGE 2022)

2.3.2 Institutional Actors

The following section provides a brief introduction to the governmental and institutional organizations and actors involved in the German NWM process. Figure 1 provides an overview.

The Federal Ministry for the Environment, Nature Conservation, Nuclear Safety, and Consumer Protection (BMUV) plays a significant role in safeguarding the public from environmental toxins and radiation, promoting resource efficiency, and advancing climate action, including biodiversity protection (BMUV 2021). The BMUV oversees nuclear safety and radiation protection, including the authorization of NPPs, managed by state authorities. Subordinate bodies are BASE and the Federal Office for Radiation Protection (BfS). In addition, there are several advisory bodies such as the Reactor Safety Commission (RSK) for nuclear safety matters, the Commission on Radiological Protection (SSK) for radiation issues, and the Nuclear Waste Management Commission (ESK), for concerns related to NWM (BMUV 2023).

The Federal Office for the Safety of Nuclear Waste Management (BASE) is responsible for overseeing the management and disposal of nuclear waste in Germany. It oversees the site selection process for HAW disposal, ensures public involvement, and keeps the public informed (StandAG 2017). BASE also supervises administrative procedures related to mining, water, and nuclear laws, and ensures safety

compliance during all repository phases of construction, operation, and decommissioning. It monitors the Morsleben repository, the Asse II mine, and the Konrad site. BASE also reviews permits for interim storage and nuclear fuel transport (BASE 2022c; 2022a). Following the closure of Germany's last nuclear plants in 2023, BASE continues to oversee safety during NPP decommissioning and participates in national and international safety committees, advising the federal government (BASE 2023).

The Nuclear Waste Management Commission (ESK) was established in 2008 to provide expert advice on nuclear safety (ESK 2023a). Supported by a secretariat within BASE, the ESK's advisory role can be requested by BMUV or initiated independently. It offers scientific and technical recommendations, but no legal or political judgments (ESK 2023a).

The Federal Company for Radioactive Waste Disposal (BGE) was founded in July 2016 and is responsible for managing radioactive waste disposal in Germany (BGE 2023b). Since April 2017, BGE has been conducting final disposal projects. They are constructing and operating final disposal sites, inspecting waste containers, retrieving waste from Asse II, operating the Konrad and Morsleben sites, and managing the closure and backfilling of Gorleben (BGE 2023a). BGE is also responsible for identifying a site for a final HLW repository.

The Federal Company for Interim Storage (BGZ) was established to ensure the safe and secure interim storage of radioactive waste (BGZ 2023b). Operating independently under private legal status, BGZ is funded by the federal budget, with reimbursements from KENFO (BGZ 2023a). Since 2020, BGZ has been managing twelve facilities for LILW and fourteen for HLW at NPP sites transferred to its control (BGZ 2023a; 2023b).

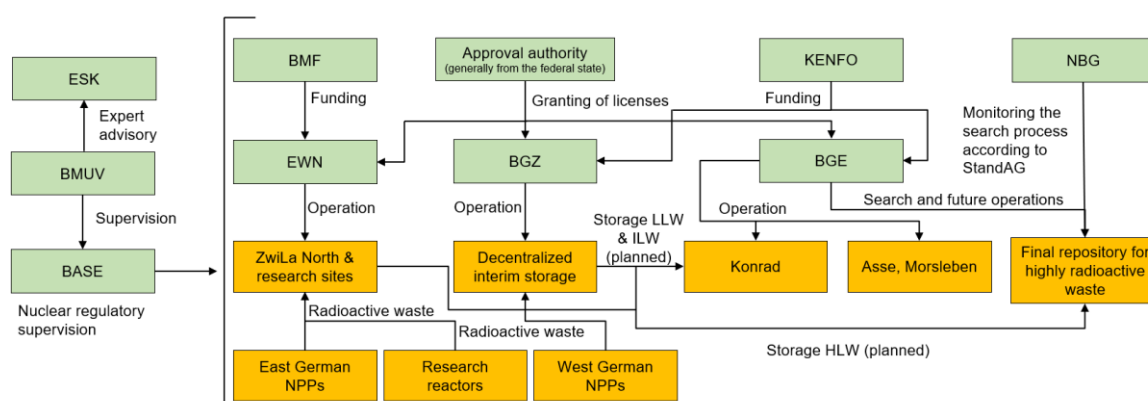


Figure 1: Overview of the actors in German nuclear waste management

Source: Adapted from (Hirschhausen and Wimmers 2023, 10)

2.3.3 Nuclear Waste Volumes in Germany

In contrast to the international definition, radioactive waste in Germany is classified into two main categories: i) Heat-generating radioactive waste, i.e., HLW from SNF and reprocessing, and ii) radioactive waste with negligible heat generation, i.e., LLW and ILW. About 95% of the waste comes from research and the operation or decommissioning of NPPs, with the rest from industrial, medical, and research sources. Germany has approximately 27,000 cubic meters of heat-generating waste and

up to 620,000 cubic meters of waste with negligible heat generation, which includes future waste from the Asse II mine and uranium enrichment. As of 31 December 2022, over 130,000 cubic meters of LLW and ILW are stored across Germany. This volume is expected to rise by the middle of the century, driven by the dismantling of NPPs. By 2060, this waste volume is projected to increase by 170,000 cubic meters, bringing the total to approximately 300,000 cubic meters, which will eventually be disposed of in the Konrad repository (BGE 2024b; 2024a).

Germany had generated around 15,000 tons of heavy metal (uranium and plutonium) of HLW from SNF by the end of 2016, including fuel sent to France and the UK for processing (BGE 2024a). Forecasts from waste producers help assess the required repository capacity, based on which the total predicted volume of HLW by 2080 will rise to around 10,500 tons, translating to an estimated 27,000 cubic meters for final disposal. Special containers, including CASTOR containers, are used to store and transport this highly heat-generating waste.

Additionally, other categories of waste, such as the 220,000 cubic meters from the Asse mine and 100,000 cubic meters of uranium enrichment residues, contribute to the overall volume. Future repository sites must be capable of accommodating both HLW and LILW, with container designs and repository adaptation based on the chosen host rock.

2.3.4 Funding

With the reorganization of the German nuclear waste disposal process in 2017 came the introduction of the KENFO. In 2016, the nuclear operators that had previously been responsible for the provision of disposal funds agreed to transfer the full liability for NWM to the state by paying a fee of €24.1 billion, including a risk premium of €6.2 billion, to the state. With this money, KENFO was initiated to provide stable investment returns over the coming decades to ensure that future taxpayers need not pay for NWM procedures (BMJ 2017). KENFO is overseen by a Board of Trustees comprising representatives from federal ministries and experts in finance, law, and energy. Additionally, BMUV supervises the foundation to ensure compliance with legal and financial obligations. With a team of around 30 persons, of which nearly half focus on investment and risk management, the structure aims to enable KENFO to function autonomously while maintaining transparency and accountability in managing Germany's nuclear waste disposal funds (KENFO 2023b). KENFO's investment strategies are legislated by the German Insurance Supervision Act (VAG), emphasizing security, profitability, and liquidity, all while maintaining a diversified portfolio (BMJ 2018). The fund's strategic asset allocation ensures adequate capital reserves to cover nuclear waste disposal costs over 80 years, with a target ROI of 3.70% (KENFO 2024a). Note that KENFO was set up with the assumption that the last waste containers would be transferred into a completed repository by 2080. With the above-mentioned delay in the site selection process, this schedule has become unachievable.

KENFO's portfolio is divided into liquid and illiquid assets. Liquid assets are traded in organized markets, while illiquid assets include corporate investments, loans, and non-tradable financial instruments. As of year-end 2023, publicly traded equities accounted for 46% of the portfolio, amounting to approximately €8.9 billion, which were invested in global equities and Real Estate Investment Trusts (REITs). These equities were diversified across developed and emerging markets to mitigate risks while enhancing potential returns. With 28%, or €6.4 billion, non-governmental bonds, invested in corporate and

emerging market bonds, represented another significant portion of the portfolio. An additional 9%, or €3.4 billion, was allocated to corporate bonds primarily from industrialized nations. Illiquid assets, including private equity, infrastructure, and credit portfolios, made up 9% of the portfolio, equivalent to about €2.03 billion. Finally, near-cash holdings, accounting for 6% of the portfolio, amounted to €1.45 billion. KENFO held a cash reserve of €461 million. (KENFO 2024a)

According to KENFO's investment strategy, the share of illiquid assets is expected to increase to 30% by 2028 and increase further in the decades after that. Until the shift is completed, the capital reserved for these illiquid investments is temporarily allocated to liquid assets with comparable risk profiles. This aims to enhance flexibility in managing the portfolio's risk-return dynamics while maintaining liquidity for fund payouts. Moreover, KENFO aims to invest about 35% of the portfolio in publicly traded equities, 25% in risky bonds, and 10% in low-risk government bonds (KENFO 2023b; Mikus 2020).

KENFO's gradual increase in illiquid assets aims to enhance portfolio diversification into non-public sectors, such as mid-sized enterprises and infrastructure. However, high real estate entry prices and rising interest rates limit broader real estate investments outside of REITs, reducing exposure to current market volatility. Additionally, KENFO's near-cash holdings, which are not ROI-generating, provide liquidity for capital commitments and will be progressively shifted into illiquid investments. This strategy balances immediate flexibility with long-term investment goals, adapting to current market conditions while advancing toward target allocations. Consequently, KENFO aims to reduce its cash and near-cash holdings from 8% to 0% in the foreseeable future. The reasoning behind this is the risk of having to pay negative interest on cash funds, while shares can be relatively easily monetized for fund payouts and earn returns (KENFO 2024b).

While the KENFO is designed to ensure that the potential costs are covered, there is a high uncertainty regarding the actual costs of NWM, especially in Germany. The only comprehensible and extensive study to provide some form of cost estimations was conducted by consulting firm Warth Klein Grant Thornton in 2015 (WKG 2015). The assumptions are based on provisions by the former nuclear operators and assume that the final repository will be closed by 2098. KENFO's volume is to some extent based on this study. It is unlikely that the cost estimates are accurate given recent developments and the sector's tendency for cost escalation. First assessments show that costs for interim waste storage have been underestimated by €150-420 million per year (Irrek 2023). However, to the best of the authors' knowledge, there is no other (publicly available) study on the potential costs for the provision of a final repository, yet alone the total nuclear back-end activities, in Germany.

2.3.5 Uncertainty in Germany's Waste Disposal Process

As mentioned in the introduction, delays of several decades for the site selection of a GDF for HLW have been announced by separate entities. With these potential delays comes the necessity to prepare for different so-called disposal pathways to ensure the safe and secure (interim) storage of nuclear waste in Germany. In this work, we limit our assessment to three central pathways that all have the final goal of constructing and operating a GDF for HLW, albeit with different time horizons. These paths, along with four additional ones, are discussed by Scheer et al. (2024).

The first path follows the legally mandated process outlined in the StandAG, which prioritizes the search for a permanent disposal site based on the current legal framework in Germany. Key elements of the

StandAG path include decentralized interim storage leading up to the final site decision as early as 2031. The waste will be transported in specialized containers to a dedicated reception facility at the final disposal site. However, uncertainties remain regarding the timing of the closure phases and the final site decision.

Second, the Extended Interim Storage path envisions continued use of existing decentralized storage facilities for 65 to 100 years, far beyond their initial 40-year licenses, due to delays in establishing a final disposal site. This path requires enhanced safety measures, including ongoing monitoring of transport and storage containers for issues like sealing integrity and radiation containment. The long-term reliability of these containers is uncertain, especially as materials age.

Finally, the Consolidated Interim Storage path involves constructing new, centralized storage facilities to replace the current decentralized ones. These newly built storage sites would consolidate HLW from multiple locations into a smaller number of technologically advanced, safety-optimized facilities. This approach ensures that the storage complies with modern safety and security standards, enabling easier maintenance and upgrades. However, while it requires significant investments and additional transportation of waste, the centralized approach might offer increased long-term safety compared to extending the use of older facilities (Wegel et al. 2019).

Currently, every actor apart from the legislative authorities seems to have accepted the delay of the site selection process from 2031 – the StandAG has not been adapted since the first official publication by BGE in 2022. Consequently, the already high degree of uncertainty characterizing NWM activities, see Section 2.2., is further increased by procedural and organizational uncertainty unique to the German situation in which, as of 2024, all three discussed options are under consideration. This also influences the risk of funding shortfalls and the consequential necessity of future generations to provide funding for projects that could have been dealt with many decades before and for which sufficient funding could have been provided. Thus, the remainder of this work discusses the potential funding shortfalls and assesses the theoretically necessary ROI increases or near-term cash injections to ensure that shortfalls do not occur.

3 Method

In this work, using a cost projection model, we define the long-term financing of NWM activities from an external fund's perspective as a mathematical optimization problem, specifically a minimization problem. We then propose an algorithm to solve this non-linear problem. This method aids in developing scenarios to explore the trajectories of NWM funding, focusing on helping the funding entity determine its target ROI, initial funding volume, or any additional subsidies needed. Note that this work does not include an assessment of KENFO's commitment to so-called ESG² criteria in its investments. Refer to Brunnengräber and Denk (2024) for a critical assessment of these practices.

² Environment, Sustainability, Governance

3.1 Problem Definition and Model

This section presents a model for a hypothetical external segregated fund, which includes an initial capital amount and an annual ROI to cover recurring yearly expenses. This model is based on detailed cost projections, while also recognizing the inherent uncertainty and challenges in forecasting costs over long-term periods. This approach leverages the engineering buildup method as outlined in Section 2.2.2, allowing for the design of a fund that can accommodate all or a selected subset of costs related to NWM projects from their inception to completion. Furthermore, the development of these cost projections relies on Rothwell (2021). For each type of interim waste storage (is), on-site and consolidated wet and dry storage, the following stylized cost formula was used:

$$C_{is} = a_{is} + \frac{b_{is}}{V} \quad (1)$$

These cost models estimate the total costs for interim storage C_{is} based on the volume V of nuclear waste (in metric tons of heavy metal, MTHM) using a constant term a_{is} representing fixed cost, and a variable term b_{is} , which scales with the inverse of waste volume. This inverse relationship implies economies of scale, meaning larger volumes reduce the cost per unit of nuclear waste.

Since the fund's investment portfolio is structured to comply with state regulations while effectively managing projected costs within an acceptable risk framework, key financial assumptions, such as the target ROI, inflation rates, and risk management measures (e.g., the probability of event occurrence and its estimated impact over time), are integrated into the model. According to risk management principles, a higher target ROI is naturally accompanied by greater risk, and conversely, a lower target ROI will result in lower financial risks (Bitsch, Buchner, and Kaserer 2010). Hence, the higher the initial fund's value, the lower the target ROI could be, and vice versa.

Therefore, we define a so-called "constrained optimization problem" with two primary objectives: i) determine the minimal ROI to fulfill future cost projections given a specific initial fund balance, and ii) determine the minimal initial capital investment that meets future cost projections given a constant ROI.³ In Figure 2, the optimization problem is solved for the lowest possible initial balance. Hence, the fund balance must exceed the annual projected costs for every single year. Moreover, regardless of whether the problem is solved for i) or ii), the balance in the final period must be zero.

³ The capital injection for a given year can be derived from the defined minimalization problem by subtracting the current fund balance from the variable being solved for (minimal required fund balance).

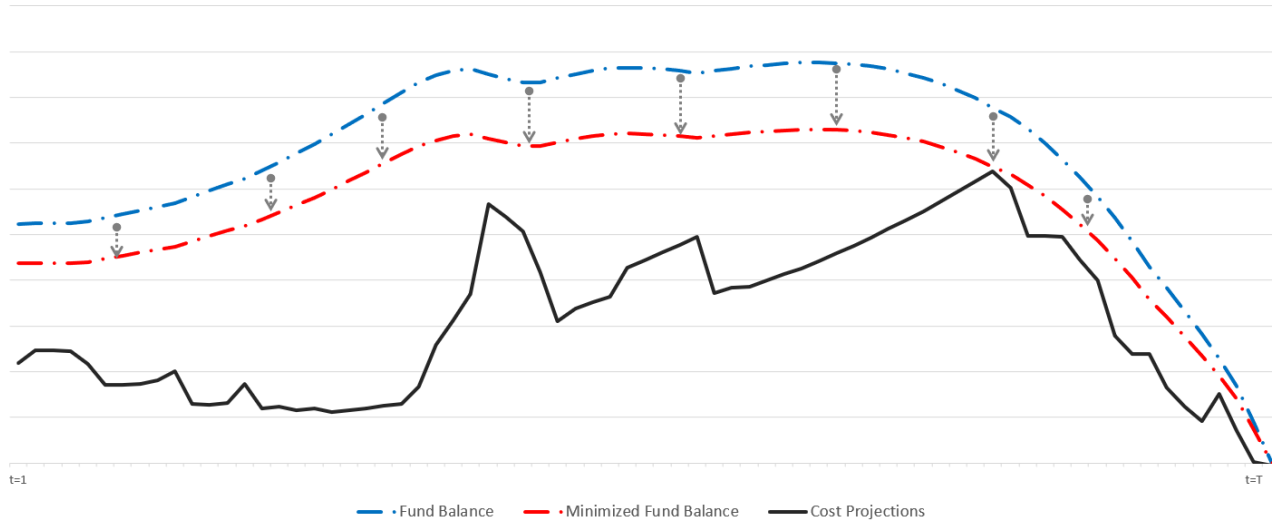


Figure 2: Stylized description of the minimization problem

Source: Own depiction.

We define a minimization problem with constraints to solve the first proposed constrained optimization problem (i), which could be reconstructed to solve the second problem (ii). The following mathematical definition presumes the presence of both cost projections and the initial required fund balance, with an unknown target ROI.⁴

$$\text{Objective Function: Minimize ROI} \quad (2)$$

$$\text{s.t. } Costs_t \leq LiquidAssets_{t-1} \quad (3)$$

$$ROI \geq \left(\frac{1}{T} \sum_{t=1}^T \frac{FundBalance_t + Costs_t}{FundBalance_{t-1}} \right) - 1 \quad (4)$$

$$FundBalance_t = FundBalance_{t-1} * (1 + ROI) - Costs_t \quad (5)$$

$$FundBalance_t = LiquidAssets_t + IlliquidAssets_t \quad (6)$$

$$LiquidAssets_t = (CashPercentage_t + LiquidPercentage_t) * FundBalance_t \quad (7)$$

$$Liquid\ Percentage\ t = \begin{cases} 0.70 & \text{if } t < \frac{T}{4} \text{ (first quarter)} \\ 0.60 & \text{if } \frac{T}{4} \leq t < \frac{T}{2} \text{ (second quarter)} \\ 0.50 & \text{if } \frac{T}{2} \leq t < \frac{3T}{4} \text{ (third quarter)} \\ 0.40 & \text{if } t \geq \frac{3T}{4} \text{ (fourth quarter)} \end{cases} \quad (8)$$

$$CashPercentage_t = \max \left\{ \left(0.08 - \frac{0.08}{5} * (t - 1) \right); 0 \right\} \quad (9)$$

$$Costs_t \in CostProjections = \{Costs_{t=1}, Costs_{t=2}, \dots, Costs_{t=T}\} \quad (10)$$

ROI is the return on investment expressed as a percentage. The average annual rate of return must cover the projected costs. $FundBalance_t$ is the balance of the fund at the end of year t . The fund must cover costs until the project's end year T . $Costs_t$ are the projected costs for NWM services in year t ; see

⁴ The minimization problem can be rewritten to minimize the fund balance at $t=1$ instead of optimizing for ROI.

Eq. 11 below. $LiquidAssets_t$ is the portion of the fund that is liquid in year t , consisting of easily monetizable assets, such as government and corporate bonds, REITs, and cash. Consequentially, $IlliquidAssets_t$ cannot be easily monetized, such as private equity, infrastructure investments, private debt, and real estate. $LiquidPercentage_t$ gives the share of liquid assets in the total fund that changes according to the KENFO's targets discussed in Section 2.3.4. KENFO plans to reduce its cash holdings from 8% to 0% within five years. Thus, there will be no generated yield for the respective percentage of the fund. Thus, cash holdings must be deducted from the calculation of the ROI. For this, a linear decrease is assumed, starting at 8% in $t=1$, down to 0% by $t=5$, as shown in Eq. 9.

Depending on the country and its external segregated fund's regulation, the external segregated fund might have defrayed costs of the whole process, i.e., projects relating to NWM such as a subset of those. Hence, subdividing the cost projection variable by formulating these into binary variables is particularly important.

$$Costs_t = i \sum_s F_{t,s} + j \sum_s I_{t,s} + k \sum_s D_{t,s} \quad (11)$$

$$F_{t,s} = Capital_{t,s} + Operation_{t,s} + Transport_{t,s} + Disposal_{t,s} + Regulatory_{t,s} + Misc_{t,s} \quad (12)$$

$$I_{t,s} = Capital_{t,s} + Operation_{t,s} + Transport_{t,s} + Regulatory_{t,s} + Misc_{t,s} \quad (13)$$

$$D_{t,s} = Decontamination_{t,s} + Demolition_{t,s} + Transport_{t,s} + SiteRestoration_{t,s} \quad (14)$$

$$+ Safeguarding_{t,s} + Misc_{t,s}$$

$$t \in \{0,1, \dots, T\} \in \mathbb{N} \quad (15)$$

$$s \in \{Site_1, \dots, Site_n\} \quad (16)$$

$$i, j, k \in \{0,1\} \quad (17)$$

$F_{t,s}$ are the final disposal cost projections for a given site s in year t . Analogously, $I_{t,s}$ and $D_{t,s}$ are the interim storage and decommissioning costs, respectively. Binary variables i , j and k indicate whether to cost component is covered by the fund. For KENFO, $k = 0$. Definitions of the cost parameters are found in the Section "Further Reading".⁵

3.2 Algorithm to Solve the Minimization Problem

The binary search method, often called the bisection method, efficiently finds a target value within a specific range. Given an initial fund balance, this method can identify the minimum target ROI required to cover projected costs. The algorithm outlined below describes the steps for solving this minimization problem. The process begins by establishing lower and upper bounds that encompass the expected ROI range. The gap between these bounds is gradually narrowed until a predefined tolerance is reached to ensure the accuracy of the result. In each iteration, the midpoint of the current bounds, referred to as the "assumed ROI" is calculated and assessed against the constraints of the model. If the fund balance turns negative at any point during the projection, it suggests that the assumed ROI is too low, prompting an upward adjustment of the lower bound. However, if the fund remains solvent throughout the projection, the upper bound is adjusted downward. This iterative process continues until the fund's

⁵ The detailed cost structure of the de jure scenario is found in the folder "Cost Projections" of the GitHub project (<https://github.com/Mahdi-Awawda/KENFO>).

balance at the end of the projection is a minimal positive value. More precisely, the algorithm terminates when the difference between the upper and lower bounds of the ROI is within a very small tolerance level (e.g., 10^{-12}).

Algorithm 1: Algorithm to Calculate Smallest Possible ROI

```

input:
    an array of double values costs representing annual cost projections,
    a double value initialBalance representing the initial fund balance

output:
    a double value targetROI representing the resulting ROI that ensures cost coverage over a given
    period

1  begin
2  initialization of variables:
3      lowerBound := 0;
4      upperBound := 100;
5      tolerance := 0.0000000000001;
6  while (upperBound - lowerBound) > tolerance do
7      begin
8          assumedROI := (upperBound + lowerBound) / 2;
9          balance := initialBalance;
10         T := size(costs);
11         for year := 1 to T, do
12             begin
13                 liquidAssets := liquidPercentage(t) * balance;
14                 cashPercentage := max(0.08 - (0.08 / 5) * (year - 1), 0);
15                 totalLiquid := liquidAssets + cashPercentage * balance;
16                 if costs[year] > totalLiquid then
17                     break;
18                 balance := balance * (1 + assumedROI / 100) - Costs[year];
19                 if balance < 0 then
20                     break;
21                 end;
22                 if balance < 0 then
23                     lowerBound := assumedROI
24                 else
25                     upperBound := assumedROI;
26                 end;
27             end;
28         end;
29         return (upperBound + lowerBound) / 2;
30     end;

```

3.3 Scenario Definition

We assess KENFO's fund adequacy for different scenarios of the site selection process. The scenarios differ only in the date of the site selection, i.e. in delays in the different phases of the site selection process. From this date, all activities remain analogous to the schedule as outlined by ESK (2023b). In the following, we describe the general approach and define the different scenarios.

3.3.1 Data Assessment

Cost projections originate primarily from the above-mentioned report by WKGT (2015). Here, cost projections are divided into five categories: decommissioning and dismantling, interim storage, costs for containers, transports, and operational waste, the Konrad LLW and ILW repository, and the final HLW GDF.

Since the report's completion in 2015, the funding organization in Germany has been reorganized to the extent that decommissioning and dismantling obligations are now funded by the former operators or from the state budget for former GDR and research reactors. These costs are thus not included in the cost assessment for KENFO.

Regarding the second category, cost estimates were derived from balance sheets and internal data from the utilities. In the various scenarios of this work, these estimates were standardized and extended beyond the 40-year operational permits to account for final waste disposal by 2088.

The data of the third category comprises unit costs for containers, including CASTOR and POLLUX containers for HLW and MOSAIK containers for LLW and ILW, as well as transport costs and costs for conditioning facilities that are necessary to package the waste into these containers. The individual utilities used these standardized data points provided by cask manufacturer GNS⁶. They adjusted them according to their specific operational conditions and waste volumes, which were later adjusted in the study to derive cost estimates.

The cost projections of the fourth category were based on cost calculations provided by the BfS and calculations of the utilities.

Finally, the cost projections of for the last category were primarily derived from past estimates for the Gorleben site⁷, inflation adjustments, and the cost-sharing responsibility of the utilities, with adjustments reflecting standardized recalculations.

Due to the lack of any other source, cost projections were taken from the outdated study by WKGT (2015) following the engineering buildup method as outlined in Section 2.2.2 by breaking down the NWM program into components in a WBS, estimating their costs and summing them for an overall estimate. As the plan evolves, the WBS becomes more detailed, improving cost accuracy for later work, in which more accurate cost estimates can be substituted in the model.

Further, the detailed cost projections were adjusted based on precise expenses provided in the annual federal budget reports, along with various reports from official stakeholders such as BMUV, BGE, and BGZ. See Wimmers et al. (2023) for an overview.

Additionally, the timeline for each scenario was adjusted by adapting project structures following the details outlined in ESK (2023b) and BGE (2023c). For instance, if the determination of the final disposal site is delayed by n years, the resulting contingent liabilities of interim storage activities, such as maintenance, site security, are increased, and potentially, replacement interim storage containers

⁶ Gesellschaft für Nuklear-Service mbH, see <https://www.gns.de/>, accessed on 14-11-2024

⁷ See <https://www.bge.de/en/the-gorleben-mine> for more information.

become necessary. Thus, overhead costs for CASTOR containers appear periodically (once every 40 years), with additional container costs of about €2 million. The costs of maintenance and site security are accounted for annually.

Furthermore, a consistent inflation rate (IR) of 1.72%⁸ and nuclear-specific cost increase (NSCI) of 1.97%⁹ is assumed for n years (*ceteris paribus*) across all scenarios to enhance the comparability and clarity of the analysis by removing economic variability as a factor. This allows differences in projected outcomes to be attributed directly to project-specific uncertainties, such as delays or operational risks. In long-term projects of NWM, where the timeline spans several decades, maintaining uniform inflation and cost increases aligns with the expectation of stable macroeconomic conditions.

Another important detail for the development of the scenarios is that the time to repackage and transport wastes from interim facilities to the hypothetical final disposal site, and that allocated to final disposal operations, is assumed as at least 30 years, respectively. This does not consider delays regarding the site selection process. Consequently, the cost projections for the final disposal site have been extended to align with adjusted (extended) timelines, ensuring that these constraints are met.

3.3.2 Scenarios

The scenario development involved calculating time estimates for Phases 2 and 3 of the site selection process, assuming Phase 1 would conclude by the end of 2027, as mentioned in BGE (2023c), see Section 2.3. These three phases make up the final disposal site selection procedure (referred to here as FDSP). Following BGE (2023c), we also include an additional delay based on a risk assessment of 23 potential events. After a site has been selected, the transport from interim storage to final disposal sites and the disposal operation begins; these activities are referred to as FDSA. These activities will start once the final disposal site procedure is completed, requiring a minimum of 49 years.

Table 1 provides an overview of the developed scenarios.¹⁰ The first scenario represents the “de jure” situation outlined in the site selection process. Here, the site for the final repository is selected in 2031 as initially planned, and it will be closed in 2080.

The “de facto” scenarios show the variation of site selection delay dates defined by BGE (2022). Scenario 2 assumes the earliest possible selection year of 2046. In Scenario 3, the site is chosen in 2057; in Scenario 4, we assume the most extended published delay of 2068. All three scenarios necessitate additional funds for long-term interim storage and potential cask refurbishments.

The three remaining scenarios consider the potential pathway of consolidated interim storage as presented in Section 2.3.5. Here, we assume that wastes are consolidated into one of three possible centralized storage sites at Ahaus, Gorleben, or Lubmin instead of extending the operational lifetimes

⁸ The inflation rate was calculated based on the IR average of the years 1992-2021. We excluded 2022 and 2023, considering the pandemic and Ukrainian war as anomalous events. The assumption is that inflation will revert to the German central bank's target long-term rate of 1.7-1.9% (European Central Bank 2021).

⁹ Analyses of past projects show that nuclear sector costs rise faster than in other industries, due to technical complexity and regulatory demands. This led to an estimated annual cost increase of 1.97% following WKG (2015).

¹⁰ The detailed cost structure of the scenarios is found in the folder “Cost Projections” of the GitHub project (<https://github.com/Mahdi-Awawda/KENFO>).

of existing decentralized interim storage facilities. Each of these consolidated facilities requires some initial investment for capacity extension and refurbishments.

In the first four scenarios, cost projections were disaggregated into four categories: Interim Storage, Containers, Transports & Operational Waste, Konrad Mine Repository, and HAW Final Disposal Site¹¹. These categories represent the scope of obligations of KENFO. Two supplementary cost categories were introduced for the three remaining scenarios: Consolidated Interim Storage and Transportation to Consolidated Interim Storage.

Table 1: Scenarios Overview

Scenario	Phase I Completion	Phase II Duration	Phase III Duration	Risk Management ¹² Delay	Determination Date of FDSP	Delay according to CIS	Date of the Completion of the FDSA
1	2028	10	5 (boreholes)	3	2031	0	2080
2	2028	10	5 (boreholes)	3	2046	0	2095
3	2028	10	13 (exploratory mines)	4	2057	0	2106
4	2028	12	23 (exploratory mines)	5	2068	0	2118
5	2028	10	5 (boreholes)	3	2070	15	2120
6	2028	10	13 (exploratory mines)	4	20xx ¹³	20	2154
7	2028	12	23 (exploratory mines)	5	2xxx	25	2180

Abbreviations: FDSP = Final Disposal Site Procedure, FDSA = Final Disposal Site Activities, CIS = Consolidated Interim Storage.

3.3.2.1 Scenario 1: “De Jure”

The following is a description of the de jure scenario focusing on milestones derived from a recent report of ESK (StandAG 2017; ESK 2023b). Figure 3 illustrates these milestones by distinguishing between

¹¹ The HAW final disposal site costs are equivalent to costs of the federal budget with articles:

- Gorleben project, chapter 1603, title 891 01, decree no. 5.
- The site selection procedure, chapter 1603 title 891 01 decree no. 4.
- Product control measures, chapter 1603 Title 891 01 decree no.6.
- BASE administrative expenditure, chapter 1615.
- Containers, Transports & Operational waste after BGE are parts of site selection procedures & product control measures.

¹² Delays in transportation and construction of a repository can also occur in parallel.

¹³ It is assumed that the completion of a repository requires at least 49 years after site selection, allowing for flexibility in determining the selection in the last two scenarios.

the responsibilities of the state-owned companies (BGZ and BGE in blue and red, respectively). In 2026, BGZ must begin the extended interim storage approval process, which requires inspection and approval by BASE (BASE 2019). By 2027, several legal requirements from §§ 6 and 7 of the Atomic Energy Act will be enforced for facilities like the Ahaus Interim Storage Facility. Notably, nuclear fuel storage may exceed 40 years from the start of container storage, and extensions beyond this period are only allowed for compelling reasons after consultation with the German parliament (BMJ 2022). All BGZ-operated interim storage facilities use dry storage for SNF, with loading set to be completed by 2028 (ESK 2023b). From 2032 onwards, the first containers in various facilities will begin to reach their technical expiry date, including Ahaus (BZA), Northen Facility (ZLN) in Lubmin, and sites at former NPPs, e.g., in Philippsburg (KKK), Biblis (KWB), or Neckarwestheim (GKN). At all sites extended storage approvals are required to begin by 2034 the latest. Germany’s current plan mandates the interim storage of irradiated fuel at NPP sites until a permanent disposal facility is available. If such a facility is established, nuclear waste transport will begin by 2045 and go on for 30 years, concluding all interim storage projects by 2075 (ESK 2023b).

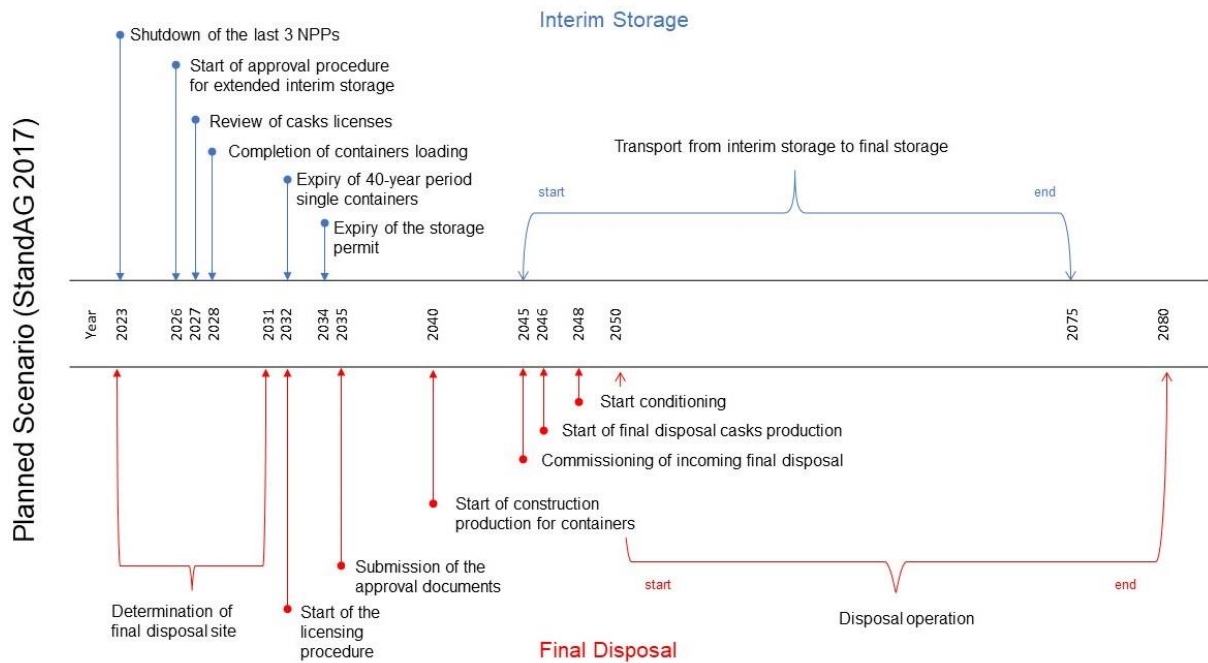


Figure 3: Simplified Timeline of Interim Storage and Final Disposal Milestones

Source: Own translation with modifications based on (ESK 2023b).

The first project of the BGE regarding the final storage of nuclear waste is the determination of the final disposal site. Phase 1 of the site selection procedure revolves around identifying suitable subregions based on geological safety criteria, excluding unsuitable areas. Afterward, safety assessments are then conducted, and BGE proposes areas for above-ground investigation, with the legislator deciding which regions to explore. In Phase 2, BGE will conduct site-specific exploration, incorporating results into safety assessments and socio-economic analyses, leading to the identification of potential sites for underground exploration. BGE then conducts detailed underground exploration and site comparisons,

followed by BASE's environmental impact assessment. In Phase 3, BASE reviews BGE's proposal, balancing private and public interests, and recommends the safest site to BMUV. The final decision rests with the legislator. Additionally, BGE develops final disposal container concepts for all host rocks as a separate project. (BASE 2022b; BGE 2023c)

Following the completion of the site selection procedure, here planned for 2031, the approval process for the disposal repository, treatment facility, storage, and final disposal containers will begin, with document submission scheduled for 2035. By 2040, approvals for constructing the final repository, storage, and conditioning plant must be secured, with final disposal commissioning by 2045. Starting in 2046, production of 1,870 final repository containers (around 60/year), 5,940 repository coquilles plus packaging (about 200/year), and several containers for 3,900 glass coquilles will begin. This will take 30 years. In 2048, the conditioning phase will begin, during which 340 Mg of spent fuel and 130 glass coquilles will be treated annually over a period of 30 years. Enough final repository containers must be ready when conditioning starts. The actual disposal process will run from 2050 to 2080, during which 60 to 200 repository containers and 130 glass coquilles will be disposed of annually. (ESK 2023b)

3.3.2.2 Scenarios 2, 3, 4: “De facto”

In the three de facto scenarios, we primarily assumed extended or prolonged interim storage due to the delay in the site selection procedure, as communicated by BGE, along with adjustments of the detailed breakdown of the de jure scenario. The adjusted timeline was calculated following BGE (2023c). After establishing the expected date for the final disposal site selection, all activities from the previous “de jure” scenario were integrated into the new timeline. These adjustments account for the delays of 15, 26, and 38 years, respectively, relative to the timeline estimated by ESK. The delays result in periodic additional interim storage costs, particularly due to the necessary replacements of CASTOR containers. For example, in the interim storage facilities Biblis and Neckarwestheim, container replacement will first be required in 2032 across all three scenarios, a second time in 2072, and a third time in 2112 (applicable only for Scenario 4). This schedule strongly depends on the project management technique used in corresponding queue management. Potential optimization could involve prioritizing the transport of SNF from facilities with containers nearing expiry to the final disposal site before other facilities. In addition to this periodic overhead, continuous cost increases must be factored in for ongoing prolonged maintenance and security expenses. Furthermore, the cost projections for final disposal activities included additional overhead, depending on the approach utilized in Phase 3 of the site selection process, such as boreholes or mine sites. For example, the cost projections for boreholes, which would span five years across six to ten regions, are significantly lower than mine sites, which could extend for 13 to 23 years across six to twelve regions.

3.3.2.3 Scenarios 5, 6, 7: “Consolidated interim Storage”

In the three remaining scenarios, we investigate the potential installation of centralized interim storage facilities (CISF) as temporary solutions until the establishment of a final repository. CISF might offer higher safety standards compared to multiple dispersed sites and might be more economical due to economies of scale. To assess the financial impact, we extended the three “de facto” scenarios by introducing two additional cost categories while keeping all other variables unchanged (*ceteris paribus*). These cost projections are calculated as follows:

The average cost (AC) per kilogram of heavy metal (kgHM) is expressed as a function of the facility's capacity in tons (see Eq. (1)). In the following scenario, we assume the use of pool storage instead of dry casks, as the calculated maintenance and security costs are lower than the costs of replacing the containers, given the extended duration of NWM activities in comparison to the first four scenarios. Below is the cost estimation function for the offsite consolidated pool storage, transformed into euros (€) using a conversion rate of 1 USD ≈ 0.93 EUR, and applied to the estimated total waste volume of 10,500 tons (MTHM):

The average cost per kgHM for offsite pool storage is calculated as

$$AC_{off,pool} = \left(176\$ + \frac{370,000\$}{Capacity_{off,pool}} \right) \text{ per kgHM} \quad (18)$$

After converting to euros and substituting the volume of 10,500 tons, the value obtained is

$$AC_{off,pool} = \left(164€ + \frac{344,100€}{10,500} \right) = 196.78€ \text{ per kgHM} \quad (19)$$

This gives total costs of approx. €2.066 billion. These costs must then be allocated across the specified timelines and discounted accordingly for the three scenarios, incorporating the annual effect of NSCI of 1.97% and an inflation rate of 1.72% on the cost projections. Due to these investments, FDSA activities are completed at later (uncertain) dates, pushing GDF closure well into the 22nd century.

4 Results

In the context of this work, we solely consider German NWM activities, which are to be funded by KENFO. The assessment of long-term funding adequacy in this chapter is based on seven scenarios that mainly reflect possible trajectories of the so-called cost side. These cost projections are then incorporated into the proposed model to determine (i) the average minimal ROI required to cover projected costs and (ii) the initial fund needed for a given average ROI, from which a necessary capital injection as of today (2024) can be derived. With the latter, we propose a reduction of generational inequality by adding additional funds paid for by today's generation to minimize the risks of funding shortfalls for future generations. Notably, this work does not consider KENFO's investment portfolio, i.e., it does not differentiate between different investment strategies—nor does it assess the suitability of investment decisions regarding, e.g., ESG criteria. The scenario range for the completion of final disposal activities was from 2080 to 2180. Depending on the scenario, additional cost projections included the effect of such a long timeframe. We account for an NSCI of 1.97% and an IR of 1.72% and solve the minimization problem defined above.¹⁴

Cost projections range from €71 to 804 billion. The required ROI to cover these costs ranged in the seven scenarios between 5.56% and 6.63%. The influence of the inflation rate and NSCI is large and could thus strongly influence the required target ROIs. Moreover, in no scenario will the current fund volume suffice with the target ROI of 3.7%. Consequentially required capital injections (made in 2024) range from €11.54 to 31.07 billion.

¹⁴ The Java code is found in the folder "Code" of the GitHub project (<https://github.com/Mahdi-Awawda/KENFO>).

Table 2: Scenario Comparison

Scenario	Timeframe (until)	Total Cost Projections*	Required Yearly ROI	Balance Required (end of 2024)**	Required Capital Injection (end of 2024)**
1 st	2080	€70.97 billion	5.56%	€32.66 billion	€11.25 billion
2 nd	2095	€118.78 billion	5.95%	€39.20 billion	€17.79 billion
3 rd	2106	€178.06 billion	6.24%	€45.02 billion	€23.60 billion
4 th	2118	€263.43 billion	6.34%	€49.84 billion	€28.43 billion
5 th	2120	€273.63 billion	6.63%	€52.48 billion	€31.07 billion
6 th	2154	€530.46 billion	5.67%	€44.99 billion	€23.58 billion
7 th	2180	€803.13 billion	5.54%	€46.02 billion	€24.61 billion

Assumptions:

* Initial total fund value of €21.41 billion, IR: 1.60%, and NSCI: 1.97%.

** Average ROI of 3.70%

For Scenario 1, the discounted cost projection totals €71 billion. The minimum average ROI required to cover projected costs to 2080 is calculated to be 5.56%. Moreover, solving for the publicly communicated target ROI of 3.70% (assumed as constant over the project lifetime), we find that the fund's current value would require a one-time capital injection of €11.25 billion to cover cost projections by 2080. The minimum average ROI required to cover presumed cost projections is 5.95% by 2095 for the second scenario, 6.24% by 2106 for the third scenario, and 6.34% by 2118 for the fourth scenario. To meet KENFO's publicly stated target ROI of 3.70%, the fund's current would need to be increased via one-time capital injections of €17.79 billion, €23.60 billion, and €28.43 billion, respectively. Finally, results show the minimum average ROI required to cover assumed cost projections is 6.63% to 2120, 5.67% to 2154, and 5.54% to 2180 for Scenarios 5, 6, and 7, respectively. To reach KENFO's target ROI of 3.70%, the fund's current value would need to be adjusted to €52.48 billion, €44.99 billion, and €46.02 billion. Notably, the last two scenarios require a lower capital balance this year and a smaller capital infusion (€23.58 billion and €24.61 billion) compared to the fifth scenario, which requires €31.07 billion. These capital infusions cover cost projections to 2120, 2154, and 2180, respectively.

5 Discussion & Conclusion

In the following, we provide a brief discussion of the model limitations, and draw final conclusions for the KENFO.

Firstly, it is impossible to accurately predict the costs of such complex and long-term projects that are NWM activities. The actual costs can vary due to several factors, including the chosen methods for

interim storage and final disposal, the type and quantity of waste, the regulatory environment, and the availability of suitable storage facilities (IAEA 2009b; OECD 2010). Furthermore, long-term macroeconomic assumptions, such as a uniform inflation rate, are highly influential and pose risks of misrepresentation. Secondly, the proposed model assumes that the external fund maintains sufficient annual liquidity, though this may not always reflect real-world conditions. As a result, the model does not account for potential periodic increases in the fund, e.g., via subsidies. Thirdly, we assume positive and constant ROIs over the whole time frame, even though actual ROI values can fluctuate and funds might generate negative returns due to changes in interest rates, market conditions, government policies, wars, and catastrophes, amongst others.

The most substantial limitation, however, relates to the lack of reliable, accurate, and timely cost data for NWM activities. While there are several assessments on an international level, country-specific data is limited. For Germany, the only comprehensible cost study dates back to 2015 and is based on utility provisions. Consequentially, a reassessment of the potential cost of final disposal of nuclear waste in Germany is necessary. This future cost study would have to account for various potential project delays, CISF options, and the general underestimation of costs in the nuclear sector.

As demonstrated in Section 4, all scenarios indicate the necessity for additional capital. While it remains impossible to accurately forecast the nuclear-specific cost increase or inflation rate over the next 50 to 150 years, it is evident that the BGE will not finalize the selection of the disposal site by 2031. Instead, this process is anticipated to extend for several more decades. Consequently, BGE and other key stakeholders must develop multiple project management scenarios, each accounting for varying timelines. These timelines are critical for the financing body, as delaying such complex and expensive projects could be advantageous only if the fund's annual returns are appropriately aligned with the anticipated financial requirements over time, which strongly depend on the timelines.

In Scenarios 6 and 7, one can observe a decline in the required ROI and, consequently, the required fund, compared to Scenario 5. Although all three scenarios consider a CISF strategy, the break-even point for the same target ROI strongly depends on the cost structure. We conclude that the strategy may not be economically viable if the construction and transport activities occur too early or are significantly delayed. However, suppose the costs associated with CISF are adequately managed before establishing the final disposal site. In that case, the fund could gain the necessary time to generate sufficient returns, allowing for the coverage of prolonged final disposal costs.¹⁵ This analysis highlights CISF construction as a possible strategy for the German site selection process. Consequently, future research should assess whether there might be an economic gain in constructing CISFs and delaying the final waste repository construction to allow for the fund to accumulate funds. However, it must be noted that, our analysis shows that the sooner the final repository is sealed, the cheaper the process becomes. Thus, potential CISF solutions should only be considered once it is impossible to complete the process before the turn of the next century.

¹⁵ Note that this strategy has been observed in US nuclear decommissioning projects (Wimmers and Von Hirschhausen 2024).

Furthermore, future research should address implications of capital injections for KENFO. While this would, in theory, reduce the risks of fund shortfalls, it might induce further process delays due to available funds and the certainty that they will be provided, and it remains uncertain how these injections would be financed. Debt financing could induce interest rates that might reduce the impact of the injection in the long run. Reinstating the former nuclear operators as final creditors could reduce potential future taxpayer liabilities but might bring substantial legal implications.

Additional future research should address the composition and risk distribution of the KENFO's investments. While the KENFO is committed to ESG criteria, so-called "sustainable" or "green" investments usually garner limited returns. Thus, KENFO's portfolio includes investments in fossil fuel companies ("in transition"), potentially contradicting the self-proclaimed ESG goals. Furthermore, as the experience of the NLF has shown, external segregated funds are always at risk of too-low returns.

To summarize: to ensure that funds collected in the KENFO are sufficient to cover all future costs of NWM in Germany, there are two general options. First, one could attempt to reduce the "cost"-side of the equation. This would first require a detailed assessment of to-be-expected costs, and then merit an acceleration of the whole site selection process. Even if a site was chosen in 2031, current estimates indicate that the KENFO volume will not suffice. Thus, potential cost reductions, e.g., via international collaboration in cask manufacturing and repository construction, could reduce the pressure. The second option is to increase the "revenue" side of the equation. This can be achieved either via cash injections, funded by today's taxpayers or a fee, or via increased ROIs. However, on average, increasing ROI incurs increased investment risks.

Thus, from a current perspective, the long-term funding of German NWM remains uncertain, and future generations will likely have to pay for today's failures.

Further Reading

Algorithm 2

The following is a brief introduction of Algorithm 2, which was used to solve for the minimum required capital injection (See **b**) of constrained optimization problem in Section 3.2).

This algorithm is analogous to Algorithm 1, as both employ the bisection method to solve for a target value within a specified tolerance. However, while Algorithm 1 aims to find the smallest possible ROI, Algorithm 2 focuses on determining the minimum initial balance required for a given ROI. The primary difference lies in their objectives: Algorithm 1 iterates to adjust ROI, whereas Algorithm 2 iterates to adjust the initial fund balance.

Algorithm 2: Algorithm to Calculate Minimum Initial Balance

input:

an array of double values *costs* representing annual cost projections,
a double value *targetROI* representing the target return on investment (ROI)

output:

a double value *initialBalance* representing the resulting minimum initial balance required

1 begin

```

2  initialization of variables:
3      lowerBound := 0;
4      upperBound := Double.MAX_VALUE;
5      tolerance := 0.00001;
6  while (upperBound - lowerBound) > tolerance do
7  begin
8      initialBalance := (upperBound + lowerBound) / 2;
9      balance := initialBalance;
10     T := size(costs);
11     cashFlowPercent := 0.08;
12     for year := 1 to T, do
13     begin
14         cost := costs[year];
15         if year < 5 then
16             balance := balance * (1 + targetROI / 100) * (1 - cashFlowPercent) - cost;
17             cashFlowPercent := cashFlowPercent - (0.08 / 8);
18         else
19             balance := balance * (1 + targetROI / 100) - cost;
20             if year < T / 4 then
21                 liquidAssets := balance * 0.70;
22             else if T / 4 ≤ year < T / 2 then
23                 liquidAssets := balance * 0.60;
24             else if T / 2 ≤ year < 3T / 4 then
25                 liquidAssets := balance * 0.50;
26             else
27                 liquidAssets := balance * 0.40;
28             totalLiquid := liquidAssets + cashFlowPercent * balance;
29             if cost > totalLiquid then
30                 break;
31             balance := balance * (1 + targetROI / 100) - cost;
32             if balance < 0 then
33                 break;
34         end;
35     if balance < 0 then
36         lowerBound := initialBalance;
37     else
38         upperBound := initialBalance;
39     end;
40     return (upperBound + lowerBound) / 2;
41 end;

```

Model parameters definition

The following is a brief description of the parameters introduced in the model as outlined in Section 3.1.

Capital t_s = Costs associated with building the facility, including land, construction materials, equipment, and labor.

Operation t_s = Operation and maintenance costs of the storage facilities and costs associated with environmental monitoring and surveillance of the storage facility and the surrounding area.

Transport t_s = Costs associated with transporting the waste from the point of generation to the storage facility. This includes the cost of packaging and transporting the waste and any necessary infrastructure improvements to support transportation.

Disposal t_s = Costs associated with the final disposal of the waste. This includes the cost of preparing the waste for disposal, the cost of disposal containers, and the cost of placing the waste in the final repository.

Regulatory t_s = Costs associated with complying with regulatory requirements related to the storage and disposal of nuclear waste. This includes the cost of obtaining permits, monitoring and reporting data, and maintaining compliance with environmental and safety regulations.

Decontamination and Demolition t_s = This can involve several methods such as chemical or mechanical removal, in situ decontamination (like heating), or simply letting the radioactive material decay over time. Demolition, however, is safely tearing down the structures at the nuclear facility once they have been sufficiently decontaminated.

Site Restoration t_s = After the nuclear facility has been decommissioned and demolished, the site often needs to be restored. This can involve various activities, including removing any remaining structures, remediation of contaminated soil or groundwater, and regrading or replanting to restore the site to a safe and usable condition.

Safeguarding t_s = Throughout the decommissioning and dismantling process; ongoing security measures are needed to protect against theft or sabotage of radioactive materials. Safeguarding also refers to the measures taken to ensure the safety of workers and the public during this process. It could include personal protective equipment, safety training, air and water monitoring, emergency response planning, and other safety measures.

Misc. t_s = This could contain different types of special costs varying from insurance, security, research, and development costs for NWM tasks.

References

- Bärenbold, Rebekka, Muhammad Maladoh Bah, Rebecca Lordan-Perret, Björn Steigerwald, Christian von Hirschhausen, Ben Wealer, Hannes Weigt, and Alexander Wimmers. 2024. "Decommissioning of Commercial Nuclear Power Plants: Insights from a Multiple-Case Study." *Renewable and Sustainable Energy Reviews* 201:114621. <https://doi.org/10.1016/j.rser.2024.114621>.
- BASE. 2015. "2011/70/Euratom EU Directive on the Disposal of Radioactive Waste." December 11, 2015. <https://www.base.bund.de/EN/bfe/archive/bfs-statements/EN/2011/02-17-eu-directive.html>.
- . 2019. "Overview: When Is an Approval Procedure Required?" March 12, 2019. https://www.base.bund.de/EN/nwm/transport/introduction/introduction_node.html.

- . 2022a. “Licensing and Supervision.” December 9, 2022. https://www.base.bund.de/EN/ns/safety/licensing-supervision/licensing-supervision_node.html.
- . 2022b. “Site Selection Procedure.” December 1, 2022. https://www.base.bund.de/EN/soa/siteselectionprocess/siteselectionprocess_node.html.
- . 2022c. “Tasks Performed by BASE.” February 8, 2022. https://www.base.bund.de/EN/bfe/tasks/tasks_node.html.
- . 2023. “The Nuclear Phase-Out In Germany.” April 19, 2023. https://www.base.bund.de/EN/ns/nuclear-phase-out/nuclear-phase-out_node.html.
- BGE. 2022. “Zeitliche Betrachtung Des Standortauswahlverfahrens.” Bundesgesellschaft für Endlagerung. https://www.bge.de/fileadmin/user_upload/Standortsuche/Wesentliche_Unterlagen/05_-_Meilensteine/Zeitliche_Betrachtung_des_Standortauswahlverfahrens_2022/20221028_STA_Zusammenfassung_der_Rahmenterminplanung_Schritt_2_Phase_I_und_Zeitschaetzungen_Phase_II_und_III.pdf.
- . 2023a. “Tasks.” 2023. <https://www.bge.de/en/bge/tasks/>.
- . 2023b. “The Company.” 2023. <https://www.bge.de/en/bge/organisation/>.
- . 2023c. “Zeitliche Betrachtung des Standortauswahlverfahrens aus Sicht der BGE.” Bundesgesellschaft für Endlagerung. https://www.bge.de/fileadmin/user_upload/Standortsuche/Wesentliche_Unterlagen/05_-_Meilensteine/Zeitliche_Betrachtung_des_Standortauswahlverfahrens_2022/20221216_Zeitliche_Betrachtung_StandAW-48_barrierefrei.pdf.
- . 2024a. “Current Inventory.” 2024. <https://www.bge.de/en/radioactive-waste/current-inventory/>.
- . 2024b. “Types of Waste and How They Are Generated.” 2024. <https://www.bge.de/en/abfaelle/hintergruende/types-of-waste/>.
- BGZ. 2023a. “Our Mandate.” 2023. <https://bgz.de/en/our-mandate/>.
- . 2023b. “Sichere Zwischenlagerung.” https://bgz.de/wp-content/uploads/2023/07/BGZ_Broschuere_Sichere-Zwischenlagerung.pdf.
- Bitsch, Florian, Axel Buchner, and Christoph Kaserer. 2010. “Risk, Return and Cash Flow Characteristics of Infrastructure Fund Investments.” *EIB Papers* Vol. 15 (No. 1): 106–36. https://papers.ssrn.com/sol3/papers.cfm?abstract_id=1992961.
- BMJ. 2017. *Gesetz zur Neuordnung der Verantwortung in der kerntechnischen Entsorgung*. <https://www.gesetze-im-internet.de/vkenog/BJNR011409017.html>.
- . 2018. *Gesetz über die Beaufsichtigung der Versicherungsunternehmen (Versicherungsaufsichtsgesetz - VAG)*. https://www.gesetze-im-internet.de/vag_2016/_124.html.
- . 2022. *Gesetz über die friedliche Verwendung der Kernenergie und den Schutz gegen ihre Gefahren (Atomgesetz)*. § 6 (5). https://www.gesetze-im-internet.de/atg/_6.html.
- BMUV. 2021. “Tasks and Structure.” December 9, 2021. <https://www.bmuv.de/en/ministry/tasks-and-structure>.
- . 2023. “Legal Provisions and Technical Rules and Regulations.” 2023. <https://www.bmuv.de/en/topics/nuclear-safety/overview-nuclear-safety/legal-provisions-and-technical-rules-and-regulations>.
- Briggs, Th., P.L. Kunsch, and B. Mareschal. 1990. “Nuclear Waste Management: An Application of the Multicriteria PROMETHEE Methods.” *European Journal of Operational Research* 44 (1): 1–10. [https://doi.org/10.1016/0377-2217\(90\)90308-X](https://doi.org/10.1016/0377-2217(90)90308-X).
- Brunnengräber, Achim. 2024. “Fondsmodelle Für Den Hochradioaktiven Atommüll. Aber Sind Die Kosten Für Die Entsorgung in Deutschland Und Der Schweiz Überhaupt Berechenbar?” *GWP – Gesellschaft, Wirtschaft, Politik* 73 (4–2024): 481–93. <https://doi.org/10.3224/gwp.v73i4.09>.
- Brunnengräber, Achim, and Albert Denk. 2024. “Generationenkapital: Der Staat als Zocker.” *Blätter für deutsche und internationale Politik* 4. <https://www.blaetter.de/ausgabe/2024/april/generationenkapital-der-staat-als-zocker>.
- ESK. 2023a. “Our Work.” 2023. https://www.entsorgungskommission.de/en/our_work.
- . 2023b. “Verlängerte Zwischenlagerung Bestrahlter Brennelemente Und Sonstiger Hochradioaktiver Abfälle in Abhängigkeit von Der Auswahl Des Endlagerstandorts.” <https://umweltfairaendern.de/wp->

- content/uploads/2023/05/ESK_Positionspapier_verlaengerte_ZL_40plus_ESK105_23032023.pdf.
- European Central Bank. 2021. *Inflation Expectations and Their Role in Eurosystem Forecasting*. LU: Publications Office. <https://data.europa.eu/doi/10.2866/878799>.
- Hirschhausen, Christian von, and Alexander Wimmers. 2023. "Rückbau von Kernkraftwerken und Entsorgung radioaktiver Abfälle in Deutschland: ordnungspolitischer Handlungsbedarf." *Perspektiven der Wirtschaftspolitik* 24 (3): 286–301. <https://doi.org/10.1515/pwp-2023-0032>.
- IAEA. 2007. *Cost Considerations and Financing Mechanisms for the Disposal of Low and Intermediate Level Radioactive Waste*. IAEA-TECDOC 1552. Vienna: IAEA.
- . 2009a. *Classification of Radioactive Waste: General Safety Guide*. Vienna: International Atomic Energy Agency.
- . 2009b. *Costing of Spent Nuclear Fuel Storage*. IAEA Nuclear Energy Series, NF-T-3.5. Vienna: Internat. Atomic Energy Agency. <https://www.iaea.org/sites/default/files/costingfuel0909.pdf>.
- Irrek, Wolfgang. 2023. "Kosten der Langzeit-Zwischenlagerung und verlängerten Standortsuche." Presented at the „Zwischen. Sicher? Ende?“ - atommuellreport.de, Hannover, Hannover, June 23. https://www.atommuellreport.de/fileadmin/Dateien/bilder/Projekte-Termine/20230623_AMR-Fachtagung_IrrekKosten.pdf.
- Johnstone, Phil, and Andy Stirling. 2020. "Beyond and beneath Megaprojects: Exploring Submerged Drivers of Nuclear Infrastructures." *Journal of Mega Infrastructure & Sustainable Development* 2 (2): 220–41. <https://doi.org/10.1080/24724718.2021.2012351>.
- KENFO. 2023a. "About KENFO." 2023. <https://www.kenfo.de/en/about-us/about-kenfo>.
- . 2023b. "How We Invest." 2023. <https://www.kenfo.de/en/en-kapitalanlagen/how-we-invest>.
- . 2024a. "Digitale Pressemappe zum Pressehintergrundgespräch mit „unter 1“-Teil." Berlin. https://www.kenfo.de/fileadmin/user_upload/pressemitteilungen/kenfo_digitale_pressemappe_2024.pdf.
- . 2024b. "Geschäftsbericht zum 31.12.2023." https://www.kenfo.de/fileadmin/user_upload/geschaeftsberichte/kenfo_geschaeftsbericht_2023.pdf.
- Krohn, Judith, Angelika Spieth-Achtnich, Silvia Schütte, Mbah Melanie, Alexandra Lampke, Katja Hünecke, Dörte Fouquet, Jörg Kuhbier, and Tobias Reinhardt. 2024. "Unterstützung des BASE bei der Prozessanalyse des Standortauswahlverfahrens (PaSta)." Abschlussbericht FKZ 4718F10001. Bundesamt für die Sicherheit der nuklearen Entsorgung. https://www.base.bund.de/SharedDocs/Downloads/BASE/DE/fachinfo/fa/pasta_abschlussbericht.pdf?__blob=publicationFile&v=3.
- Lordan-Perret, Rebecca, Rebekka Bärenbold, Hannes Weigt, and Robert Rosner. 2023. "An Ex-Ante Method to Verify Commercial U.S. Nuclear Power Plant Decommissioning Cost Estimates." *Energy Economics* 127 (November):107023. <https://doi.org/10.1016/j.eneco.2023.107023>.
- Mikus, Anja. 2020. „Wir investieren automatisch in Technologiewerte“Börsen-Zeitung. https://www.kenfo.de/fileadmin/user_upload/dokumente/anja_mikus_boersenzeitung_kenfo.pdf.
- OECD. 2010. *Cost Estimation for Decommissioning: An International Overview of Cost Elements, Estimation Practices and Reporting Requirements*. Radioactive Waste Management. OECD. <https://doi.org/10.1787/9789264106864-en>.
- Ott, Konrad, Klaus-Jürgen Röhlig, Fabian Präger, and Christian von Hirschhausen. 2024. "Für mehr Tempo in der Endlagerung hochradioaktiver Abfälle." *Forschungsjournal Soziale Bewegungen Plus* 37 (4). https://forschungsjournal.de/fjsb/wp-content/uploads/fjsb-plus_2024-4_ott.pdf.
- Rothwell, Geoffrey. 2021. "Spent Nuclear Fuel Storage: What Are the Relationships between Size and Cost of the Alternatives?" *Energy Policy* 150 (March):112126. <https://doi.org/10.1016/j.enpol.2020.112126>.
- Scheer, Dirk, Frank Becker, Thomas Hassel, Peter Hocke, Thorsten Leusmann, and Volker Metz. 2024. "Trittsicherheit auf Zukunftspfaden? Ungewissheitsbewältigung bei der Entsorgung hochradioaktiver Abfälle." In *Entscheidungen in die weite Zukunft*, edited by Anne Eckhardt, Frank Becker, Volker Mintzlauff, Dirk Scheer, and Roman Seidl, 113–40. Energiepolitik und Klimaschutz. Energy Policy and Climate Protection. Wiesbaden: Springer Fachmedien Wiesbaden. https://doi.org/10.1007/978-3-658-42698-9_7.
- Schneider, Mycle, Antony Froggatt, Julie Hazemann, Christian von Hirschhausen, M.V. Ramana, Alexander James Wimmers, Nina Schneider, et al. 2023. "World Nuclear Industry Status Report

- 2023.” Paris: Mycle Schneider Consulting.
<https://www.worldnuclearreport.org/IMG/pdf/wnisr2023-v1-hr.pdf>.
- StandAG. 2017. *Gesetz zur Suche und Auswahl eines Standortes für ein Endlager für hochradioaktive Abfälle*. https://www.gesetze-im-internet.de/standag_2017/BJNR107410017.html.
- Vorwerk, Lukas. 2024. “Wirtschaftssystemdesign und die Bereitstellung und Finanzierung von Energieinfrastrukturen im Kontext der Transformation zur Klimaneutralität. Eine institutionenökonomische Analyse.” Dissertation, Berlin: Technische Universität Berlin. doi.org/10.14279/depositonce-22321.
- Wegel, Sebastian, Victoria Czempinski, Pao-Yu Oei, and Ben Wealer. 2019. “Transporting and Storing High-Level Nuclear Waste in the U.S.—Insights from a Mathematical Model.” *Applied Sciences* 9 (12): 2437. <https://doi.org/10.3390/app9122437>.
- Wimmers, Alexander, Rebekka Bärenbold, Muhammad Maladoh Bah, Rebecca Lordan-Perret, Björn Steigerwald, Christian von Hirschhausen, Hannes Weigt, and Ben Wealer. 2023. “Decommissioning of Nuclear Power Plants: Regulation, Financing, and Production.” DIW Data Documentation 104. Berlin: DIW Berlin, German Institute for Economic Research. https://www.diw.de/documents/publikationen/73/diw_01.c.864222.de/diw_datadoc_2023-104.pdf.
- Wimmers, Alexander, Leonard Göke, Christian von Hirschhausen, and Claudia Kemfert. 2023. “Ökonomische Aspekte der Atomkraft.” Kurzgutachten im Auftrag der Bundestagsfraktion Bündnis 90/Die Grünen. Berlin. https://www.gruene-bundestag.de/fileadmin/media/gruenebundestag_de/themen_az/atomausstieg/PDF/Studie_Oekonomische_Aspekte_der_Atomkraft.pdf.
- Wimmers, Alexander, and Christian Von Hirschhausen. 2024. “Organizational Models for the Decommissioning of Nuclear Power Plants: Lessons from the United Kingdom and the United States.” *Utilities Policy* 91 (December):101843. <https://doi.org/10.1016/j.jup.2024.101843>.
- WKGT. 2015. “Gutachtliche Stellungnahme zur Bewertung der Rückstellungen im Kernenergiebereich.” Berlin: Warth & Klein Grant Thornton AG Wirtschaftsprüfungsgesellschaft. https://www.bmwk.de/Redaktion/DE/Downloads/S-T/stresstestkernenergie.pdf?__blob=publicationFile&v=3.
- Yim, Man-Sung. 2022. *Nuclear Waste Management: Science, Technology, and Policy*. Vol. 83. Lecture Notes in Energy. Dordrecht: Springer Netherlands. <https://doi.org/10.1007/978-94-024-2106-4>.