

# From General to Specific: Tailoring Large Language Models for Personalized Healthcare

Ruize Shi<sup>1\*</sup>, Hong Huang<sup>1\*†</sup>, Wei Zhou<sup>1\*</sup>, Kehan Yin<sup>1\*</sup>, Kai Zhao<sup>1,2</sup>, Yun Zhao<sup>1,3</sup>,

<sup>1</sup>Huazhong University of Science and Technology, Wuhan, China

<sup>2</sup>Tongji Medical College

<sup>3</sup>Hubei Maternity and Child Health Care Hospital

{rzshi, honghuang, weizhou2021, kehanyin, kai\_zhao, 2019fy0004}@hust.edu.cn

## Abstract

The rapid development of *large language models* (LLMs) has transformed many industries, including healthcare. However, previous medical LLMs have largely focused on leveraging general medical knowledge to provide responses, without accounting for patient variability and lacking true personalization at the individual level. To address this, we propose a novel method called *personalized medical language model* (PMLM), which explores and optimizes personalized LLMs through recommendation systems and *reinforcement learning* (RL). Specifically, by utilizing self-informed and peer-informed personalization, PMLM captures changes in behaviors and preferences to design initial personalized prompts tailored to individual needs. We further refine these initial personalized prompts through RL, ultimately enhancing the precision of LLM guidance. Notably, the personalized prompt are hard prompt, which grants PMLM high adaptability and reusability, allowing it to directly leverage high-quality proprietary LLMs. We evaluate PMLM using real-world obstetrics and gynecology data, and the experimental results demonstrate that PMLM achieves personalized responses, and it provides more refined and individualized services, offering a potential way for personalized medical LLMs.

## 1 Introduction

In recent years, the explosive growth of generative artificial intelligence has profoundly impacted various industries, generating widespread interest in *large language models* (LLMs) and attracting increasing attention from researchers (Thirunavukarasu et al., 2023; Wu et al., 2024).

\*Authors are affiliated with the National Engineering Research Center for Big Data Technology and System, Services Computing Technology and System Lab, Cluster and Grid Computing Lab, School of Computer Science and Technology, Huazhong University of Science and Technology.

†Hong Huang is the corresponding author.

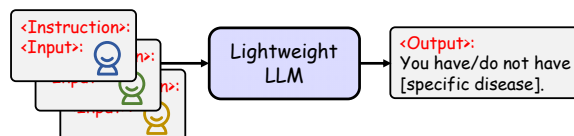


Figure 1: Previous so-called personalized medical LLMs only contain knowledge of a single disease, with personalization limited to variations in the input data.

Today, LLMs have been successfully applied in numerous fields (Fang et al., 2024; Shah et al., 2023), with healthcare emerging as a particularly promising domain where LLMs have made notable strides in supporting treatment (Wang et al., 2024; Zheng et al., 2024a).

More recently, there has been growing attention towards personalized medical LLMs (Chen et al., 2024; Zhang et al., 2024), aimed at addressing the unique needs of individual patients. While some studies claim to have developed such LLMs (Yang et al., 2023; Zhu et al., 2023; Benary et al., 2023), these are primarily disease-specific, with personalization limited to variations in the patient data extracted, as shown in Figure 1. Specifically, they focus on fine-tuning (Li and Liang, 2021; Lester et al., 2021) lightweight LLMs (Touvron et al., 2023; GLM et al., 2024) with knowledge about specific disease, without the ability to adjust based on patient information. Therefore, the so-called personalized medical LLMs proposed in previous work are, in fact, not truly personalized LLMs and are unable to fully adapt the complexities of real-world healthcare scenarios.

As such, there remains a pressing need for personalized medical LLMs, which requires us to tackle the two fundamental challenges: (1) *How to ensure availability across multiple disease scenarios?* As mentioned earlier, most existing works not only fail to achieve personalization at the individual level, but also are limited to disease-specific LLMs, which include knowledge about only a sin-

gle disease and severely limits their applicability in scenarios involving multiple diseases. Thus, ensuring that personalized medical LLMs can effectively cover a wide range of diseases remains a significant challenge. (2) *How to autonomously guarantee personalization?* Previous methods focus on extracting personalized information of patients, and embedding it into fixed prompt templates to guide LLMs in providing personalized responses. However, they lack the ability to autonomously adjust based on the specific context or evolving needs of patients, and they do not consider adaptations to the underlying LLMs used. In this context, how to autonomously achieve finer-grained personalization remains an unresolved issue.

To this end, we introduce a novel method named *personalized medical language model* (PMLM), which automatically generates personalized prompts for each user to guide proprietary LLMs in producing tailored responses. Specifically, PMLM first analyzes patient historical data to extract personalized information and incorporates insights from similar patients using collaborative filtering, and it then constructs coarse-grained personalized prompts based on these self-informed and peer-informed information. These prompts are further refined through *reinforcement learning* (RL) to provide tailored prompts for each user, achieving fine-grained personalization. Finally, the personalized prompts are input into a high-quality LLM to guide the generation of customized responses. Note that the process of prompt refinement considers the downstream LLMs, and since the personalized prompt are hard prompt (Gu et al., 2023; Schulhoff et al., 2024) presented in textual form, PMLM is more easily reusable across different LLMs and can seamlessly integrate with proprietary LLMs that possess extensive disease knowledge. Our contributions can be summarized as follows:

- We advance the personalization of LLMs in healthcare field. While previous works achieve only basic personalization, our method offers a promising path to more refined personalization.
- We propose a novel method PMLM, which uses RL to automatically adjust prompt based on patient needs and downstream LLMs, guiding proprietary LLMs with extensive knowledge to offer highly customized responses.
- Experiments on real-world obstetrics and gynecology data show that PMLM not only enhances the personalization capabilities of proprietary

LLMs but also outperforms fine-tuned LLMs.

## 2 Related Work

### 2.1 Personalized LLMs

Recently, there has been increasing attention on personalization within LLMs (Chen et al., 2024; Zhang et al., 2024), particularly in recommendation systems (Wu et al., 2024). Some researchers focus on combining users’ historical data to recommend (Woźniak et al., 2024; Shang et al., 2024; Shen et al., 2024), while others leverage reinforcement learning from human feedback to better understand users’ needs and enhance personalization (Li et al., 2024b; Jang et al., 2023). However, these methods often rely on item embedding, making them difficult to apply in the healthcare field. Fortunately, numerous LLMs have been applied in the healthcare domain and have shown promising results (Wang et al., 2024; Zheng et al., 2024a). Some studies claim to have developed personalized medical LLMs, yet these are often limited to offering advice or treatment plans for specific diseases (Zhu et al., 2023; Benary et al., 2023; Yang et al., 2023; Stade et al., 2024). More specifically, they fine-tune LLMs to learn generalized treatment strategies for a specific disease, achieving personalization at the disease level rather than individual patient level. In addition, they usually fine-tune lightweight LLMs, with poor utilization of proprietary LLMs that possess more extensive knowledge.

### 2.2 Hard Prompt Optimization

To the best of our knowledge, the earliest research (Shin et al., 2020) on hard prompt optimization is conducted on pre-train models. Later, GrIPS (Prasad et al., 2023) and FluentPrompt (Shi et al., 2023) evaluate on GPT2 (Radford et al., 2019), with GrIPS being a gradient-free approach that operates at the phrase level, while FluentPrompt employs Langevin dynamics. PEZ (Wen et al., 2024) optimizes hard prompt through soft prompt as intermediaries. Additionally, several works explore modifying hard prompts through RL (Kaelbling et al., 1996; Wang et al., 2022). RLPrompt (Mingkai and Jianyu, 2022) represents one of the earliest efforts in this domain, achieving impressive results in few-shot and unsupervised settings. Based on RLPrompt, PIN (Choi et al., 2024) further enhances prompt interpretability by leveraging sparse Tsallis entropy regularization (Lee et al., 2018). PRewrite (Kong et al., 2024) take a further

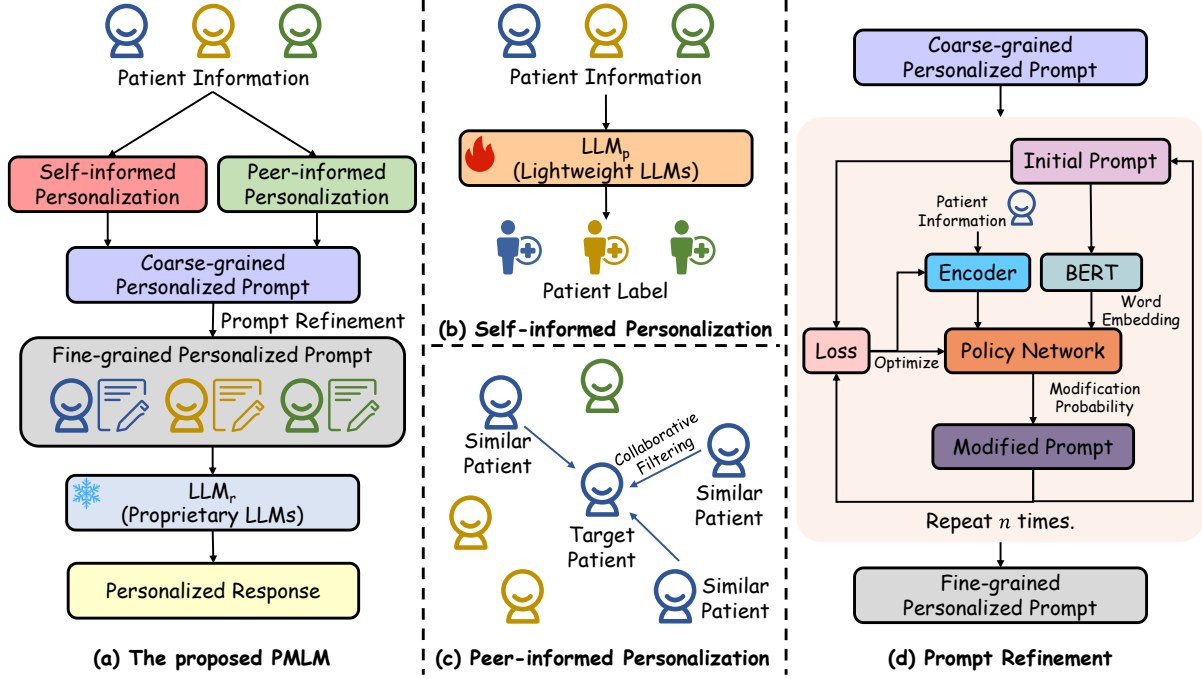


Figure 2: Architecture of the proposed PMLM.

step by using retrieval strategy to determine the most effective prompt. Rewriter (Li et al., 2024a) combines supervised learning with RL to rewrite prompts. However, the methods discussed above primarily focus on identifying optimal prompts for specific tasks, rather than designing personalized prompts tailored to individual users.

### 3 Method Preparation

Our work focuses on personalized healthcare, for convenience, we begin by introducing the data format that our method targets.

In our work, a healthcare dataset is  $\mathcal{H} = \{\mathcal{X}, \mathcal{Y}, \mathcal{R}\}$ , where  $\mathcal{X} = (x_1, x_2, \dots, x_N)$  represents  $N$  patients,  $\mathcal{Y} = (y_1, y_2, \dots, y_N)$  denotes the labels for each patient, such as physical conditions, diseases, or a normal state, and  $\mathcal{R} = (r_1, r_2, \dots, r_N)$  is personalized responses from the doctor, used for evaluation. Moreover, each patient  $x_i \in \mathbb{R}^{N_{x_i} \times N_m}$ , where  $N_{x_i}$  represents the health check counts and  $N_m$  denotes the health examination metrics. To better reflect reality, the health check counts  $N_{x_i}$  for each patient may not be the same, thus, we use subscripts for differentiation. Specifically, patients with more severe conditions may require multiple examinations, while those in better health only need a fewer checks.

Building on this, we aim to extract personalized information from health check data and leverage in-

sights from similar patients. Using RL, we then refine the prompt into a personalized one that guides LLMs in generating tailored responses. Therefore, we provide a description of personalized prompts.

Personalized prompt is  $P = (p_1, p_2, \dots, p_{N_p})$ , where  $p$  represents a word. In other words, the personalized prompt is in text form, allowing it to be compatible with closed-source LLMs without modifications to their architectures. Furthermore,  $P_i \neq P_j, i \neq j$ , which means that the personalized prompts differ for each patient to guide LLMs in offering tailored responses. In addition,  $N_{p_i} \neq N_{p_j}$  in general, as the length of each personalized prompt can differ.

### 4 The Proposed Method

In this section, we provide a detailed introduction to our proposed PMLM. As illustrated in Figure 2, PMLM guides LLMs to generate personalized responses by constructing tailored prompts. In detail, PMLM begins by pretraining a predictor to extract personalized insights from the historical medical records of patients. It then integrates additional personalization by analyzing data from similar patients. Using these personalized information, PMLM generates an initial coarse-grained personalized prompt. Through RL, these prompts are iteratively refined into fine-grained prompts tailored to each individual. More specifically, a policy

**<Instruction>**: Please evaluate the condition of patient based on its health examination indicators from different dates.

\*\*\*

**<Input>**: The health examination indicators for patient include ... (depending on the dataset.)  
The health data for the patient is [X].

\*\*\*

**<Output>**: Your current condition is [Y].

Figure 3: Example prompt for the predictor.

network evaluates the modification probability of each word, guided by a reward function to optimize the refinement process. Importantly, the techniques employed in PMLM do not alter the internal parameters or structure of the underlying LLM, enabling seamless and efficient application to proprietary LLMs enriched with extensive disease knowledge.

#### 4.1 Extraction of Personalized Information

As previously mentioned, PMLM leverages personalized information to construct tailored prompts that guide LLMs in generating individualized responses. To achieve this, we begin by extracting personalized information from patients through two key aspects: first, predicting patient labels based on historical health check data, and second, supplementing these predictions with conditions from similar patients.

**Self-informed Personalization.** In our work, a patient  $x_i \in \mathbb{R}^{N_{x_i} \times N_m}$  is composed of multiple health check results from different dates, meaning that the number of checks varies for each individual. To efficiently handle this variable-length data, we use LoRA (Hu et al., 2022) to fine-tune LLMs as predictors, denoted as  $LLM_p$ . Specifically, given a patient’s health check data and label, we format the data as shown in Figure 3 for instruction tuning.

After fine-tuning,  $LLM_p$  is able to make predictions based on the historical health check data of patient  $\mathcal{X}$ , which can be formally defined as:

$$\hat{Y} = LLM_p(\mathcal{X}), \quad (1)$$

where  $\hat{Y}$  represents the predicted label. It is worth highlighting that we extensively evaluate the predictor, including both LLMs and traditional time series methods (refer to Appendix A.3), and ultimately leverage LLaVA1.5-7B (Liu et al., 2024) in our work.

**Peer-informed Personalization.** To further enrich personalized information, in addition to directly us-

ing the original patient data for predictions, PMLM extracts information from similar patients. First, PMLM utilizes an encoder to map the patient data into a same space. Formally, for each patient  $x_i$ , it can be represented as follows:

$$\hat{x}_i = \text{encoder}(x'_i), \quad (2)$$

$$x'_i = \text{padding}\left(\sum_{j=1}^{N_{x_i}} \|x_{ij}\right), \quad (3)$$

where  $\text{padding}(\cdot)$  refers to filling in missing values, as the number of health checkups  $N_{x_i}$  varies between patients, and we apply zero padding here for simplicity. Additionally,  $\hat{x}_i \in \mathbb{R}^{1 \times d}$  denotes the mapped data, and  $d$  indicates the mapped space dimension. Furthermore,  $x_{ij}$  represents the  $j$ -th health check result of patient  $x_i$ , and  $\|$  signifies the concatenation. The primary purpose of the encoder is to standardize the dimensions of the input data, thus, to ensure efficiency, we employ the multi-layer perceptron (Rosenblatt, 1958) here.

Subsequently, PMLM leverages the encoded data to recommend similar patients to the target patient based on collaborative filtering (Linden et al., 2003). Specifically, since the labels in the training set are known, PMLM calculates the cosine similarity between the target patient  $x_i$  and each patient  $x_j$  in the training set, which can be described as follows:

$$w_{ij} = \frac{\hat{x}_i \cdot \hat{x}_j}{\|\hat{x}_i\|_2 \cdot \|\hat{x}_j\|_2}, \quad (4)$$

where  $w_{ij}$  represents the similarity between patients  $x_i$  and  $x_j$ , and  $\|\cdot\|_2$  denotes the Euclidean norm. Finally, PMLM leverages the top- $k$  most similar patients to enhance the target patient’s personalized information for constructing a tailored prompt. Here,  $k$  is a hyper-parameter, which we explore in detail in Section 5.5.

#### 4.2 Generation of Personalized Prompt

Based on the self-informed and peer-informed personalized information, PMLM construct tailored prompts to guide LLMs in generating customized responses. In particularly, we first format and create an initial prompt, then refine this prompt through RL, ultimately producing unique prompts for each patient.

**Coarse-grained Personalized Prompt.** Similar to previous works, our initial personalized prompt includes background and input data, as illustrated

**<Instruction>**: You are an assistant with expertise in medical knowledge.

\*\*\*

**<Input>**: I am a patient. Please provide advice based on my prediction results and the data from patients similar to me.

Based on my previous checkup results, the medical deep learning model predicts that my current condition is [Y]. In addition, the hospital analyzed the similarity of physical examination indicators and identified information about past patients with similar results to mine. Their discharge diagnoses are as follows (similarity range: 0-1):

The diagnosis result is [Y], with a similarity score of [W].  
 ... (with a total of [k] entries.)

Figure 4: Example of the coarse-grained personalized prompt. The labels for similar patients are ground truth values, as these records come from past cases.

in Figure 4. Specifically, the background part provides an overview of the input data and the downstream task, helping the LLM to understand the context and objectives. The input information is then populated with the personalized data extracted earlier, covering both the target patient’s prediction outcomes and the recommendations from similar patients. Note that the obtained initial prompts already incorporate a coarse level of personalization since the input data is tailored to each individual, resulting in unique prompts for each patient.

**Fine-grained Personalized Prompt.** To achieve a finer level of personalized prompts, we employ RL to refine the initial prompt. Our goal is to define a policy network that adjusts specific words within the initial prompt to further guide LLMs in generating tailored responses. However, since the word count in each initial prompt varies, unlike previous models, we propose a word-level policy network instead of using the entire prompt as input.

Specifically, PMLM optimizes the initial personalized prompts based on a Markov Decision Process (Bellman, 1957). PMLM modifies the initial personalized prompts  $n$  times and  $n$  is a hyperparameter. Therefore, we can define all states  $\mathcal{S} = \{s_0, s_1, \dots, s_{n-1}\}$ , where  $s_i, i \in [0, n-1]$  represents the personalized prompt after the  $i$ -th optimization. Moreover,  $s_0$  denotes the initial state and it is the initial personalized prompt (Figure 4). After that, PMLM introduces a policy network  $f(\cdot)$  to determine the modification probability  $\pi(e|s)$  for each word under a given state  $s$ . Formally, this

can be described as follows:

$$\pi(e|s) = \text{softmax}(f(E)), \quad (5)$$

$$E = \text{BERT}(s) = (e_1, e_2, \dots, e_{N_s}), \quad (6)$$

where  $\text{softmax}(\cdot)$  denotes the normalization and  $E$  represents the embedding of the personalized prompt at state  $s$ . As previously defined, the personalized prompt is in text format, thus, PMLM first encodes it using BERT (Devlin, 2018). More specifically,  $e$  indicates word embeddings, where each embedding has the same dimension, on the contrary, the number of words  $N_s$  in different state is likely to vary. PMLM randomly deletes one word based on the probability  $\pi(e|s)$  to transition to the next state. Note that this process is repeated  $n$  times, each time deleting only one word, until reaching the final state  $s_{n-1}$ , which serves as the personalized prompt  $P$ .

Nonetheless, the above transition probability rely heavily on word embeddings, resulting in limited personalization. In detail, while these embeddings include contextual information, they still lack the granularity needed to differentiate between individual patients effectively. To address this, PMLM incorporates patient information along with sentence representations. Formally, Eq.(5) can be reformulated as follows:

$$\pi(e|s) = \text{softmax}(f(E \parallel \bar{E} \parallel \hat{x})), \quad (7)$$

$$\bar{E} = \text{mean}(E) = \frac{e_1 + e_2 + \dots + e_{N_s}}{N_s}, \quad (8)$$

where,  $\parallel$  denotes concatenation,  $\bar{E}$  represents the mean of the word vectors in  $E$ , which is treated as the global representation of the prompt, while  $\hat{x}$  refers to the patient representation obtained in Eq.(2). With this refinement, the prompt modification considers both patient information and overall semantic, enabling the generation of a more highly personalized prompt. For simplicity, we still employ a multi-layer perceptron as the policy network.

After  $n$  iterations, we obtain the personalized prompt  $P$ . We then define the reward using BERTScore (Zhang et al., 2020), which is as follows:

$$\text{Reward} = \text{BS}(\hat{r}, r) - \text{BS}(\hat{r}_0, r), \quad (9)$$

$$\hat{r} = \text{LLM}_r(P), \quad (10)$$

where  $\text{LLM}_r$  indicates the LLM used for generating replies and  $\hat{r}$  represents its response to the personalized prompt,  $\hat{r}_0 = \text{LLM}_r(s_0)$  is the response

to the initial personalized prompt. Moreover,  $r$  indicates the replies of doctors, used for reference, and  $BS(\cdot)$  stands for BERTScore. It is noteworthy that our reward is obtained only once, focusing on the overall reward, without requiring positive feedback for each single modification. In addition, the reward function considers downstream LLM, meaning that the personalized prompt is adaptively revised in alignment with  $LLM_r$ . Furthermore, as the personalized prompt is in text format, we avoid any modifications to  $LLM_r$ , enabling compatibility with proprietary LLMs. In this case, the loss function is defined as:

$$\mathcal{L} = - \sum_{i=0}^{n-1} \log(\pi(e_j|s_i)) \cdot \text{Reward}, \quad (11)$$

where  $\pi(e_j|s_i)$  is the probability of deleting word  $e_j$  in the state  $s_i$ . Moreover,  $j \in [1, N_{s_i}]$  denotes a randomly chosen index, following the probability distribution  $\pi(e|s_i)$ . Finally, we optimize our proposed PMLM by Adaptive Moment Estimation (Kingma, 2014).

We further provide the pseudo-code of PMLM and some training strategies in Appendix A.1.

## 5 Experiments

### 5.1 Experimental Setup

**Datasets.** To evaluate PMLM, we collect and process obstetrics data from multiple hospitals in Wuhan city and surrounding areas from 2020 to 2022. Details on data processing are provided in Appendix A.2. The final dataset we used consists of 38,817 records for 2,373 pregnant patients, with each record containing 35 examination metrics. The patient with the most records has 45 entries, and each patient is assigned a label and receives medical recommendations, with a total of 12 categories. To reflect reality, we partition the data by year: data from 2021 and earlier serve as the training set, the first half of 2022 as the validation set, and the remaining data as the testing set.

**Baselines.** We not only evaluate the performance of PMLM on multiple proprietary LLMs, but also compare it with several fine-tuned LLMs. The specific baselines are as follows:

- **Proprietary LLMs.** We evaluate PMLM on several LLMs, including Gemini1.5-pro (Team et al., 2024), GLM4 (GLM et al., 2024), GLM4-plus, GPT3.5-turbo (Brown, 2020), and GPT4 (Achiam et al., 2023).

```

<Instruction>: You are an assistant with expertise
in medical knowledge.
***
<Input>: I am a patient. Please assess my condition
and provide advice based on my medical test results.
The health examination indicators include ...
(dependent on the dataset.)
Here are my health results from different dates: [X].
***
<Output>: [r].

```

Figure 5: Example prompt for evaluation, where the <Output> is omitted when evaluating proprietary LLMs.

- **Lightweight LLMs.** We compare several representative fine-tuned LLMs, they are Llama3-8B (Dubey et al., 2024), GLM4-9B (GLM et al., 2024), Qwen2-7B (Bai et al., 2023), and LLaVA1.5-7B (Liu et al., 2024).

**Experimental settings.** We evaluate PMLM on a server configured with an Intel Xeon Gold 5117 CPU, a Tesla V100 GPU (32 GB), and 256 GB of RAM. The server runs on Ubuntu 18.04 with CUDA 12.1, and our code is implemented in PyTorch 2.1.0<sup>1</sup>. To minimize randomness, we report the average results from five experimental runs.

For hyper-parameter settings, both the encoder and policy network in PMLM are multi-layer perceptrons, each with hidden layer dimensions of 256 and a dropout rate of 0.4. Specifically, the encoder has 2 layers with an output dimension of 128, while the policy network has 3 layers with an output dimension of 1. The number of similar patients  $k$  and the number of prompt modification steps  $n$  are both set to 10, with a learning rate of 0.005. For PMLM’s predictor and other fine-tuned LLMs, we follow a representative work (Zheng et al., 2024b). The code of PMLM will be released upon formal publication.

### 5.2 Performance Study

We evaluate whether PMLM enhances the personalization of proprietary LLMs and compare it with fine-tuned lightweight LLMs. To this end, we design the prompt shown in Figure 5. For proprietary LLMs, we directly evaluate on the testing data, as fine-tuning is not feasible. In contrast, for lightweight LLMs, we first fine-tune on the training data, followed by evaluation. Finally, we compare the outputs from each LLM with the reference responses, utilizing BLEU (Papineni et al., 2002),

<sup>1</sup><https://pytorch.org/>

Table 1: Performance of PMLM based on proprietary LLMs.

Model		BLEU-4	ROUGE-L	ROUGE-N		BERTScore		
				1	2	Precision	Recall	F1
Gemini 1.5-pro	before	6.49	15.46	27.57	6.19	62.79	65.15	63.94
	after	<b>10.65</b>	<b>22.39</b>	<b>37.01</b>	<b>13.67</b>	<b>69.54</b>	<b>70.75</b>	<b>70.13</b>
GLM4	before	8.39	19.46	30.93	9.95	63.06	64.95	63.99
	after	<b>9.42</b>	<b>21.31</b>	<b>34.67</b>	<b>11.57</b>	<b>66.80</b>	<b>69.51</b>	<b>68.12</b>
GLM4-plus	before	7.79	15.45	33.15	10.48	59.43	63.26	61.26
	after	<b>9.04</b>	<b>18.47</b>	<b>36.22</b>	<b>11.96</b>	<b>65.20</b>	<b>69.58</b>	<b>67.31</b>
GPT3.5-turbo	before	8.73	20.08	29.48	9.69	65.56	64.90	65.19
	after	<b>9.39</b>	<b>22.84</b>	<b>32.41</b>	<b>10.49</b>	<b>69.25</b>	<b>68.59</b>	<b>68.89</b>
GPT4	before	7.76	15.49	28.62	9.38	61.03	64.59	62.75
	after	<b>10.88</b>	<b>22.69</b>	<b>39.03</b>	<b>14.30</b>	<b>69.80</b>	<b>71.21</b>	<b>70.50</b>

Table 2: Comparison with lightweight LLMs.

Model	BLEU-4	ROUGE-L	ROUGE-N		BERTScore		
			1	2	Precision	Recall	F1
Llama3-8B	9.56	<b>23.52</b>	38.44	14.12	65.61	65.93	65.77
GLM4-9B	8.79	19.72	36.40	12.02	64.37	64.29	64.33
Qwen2-7B	8.03	19.78	36.64	12.18	64.38	64.22	64.30
LLaVA1.5-7B	7.45	16.61	33.26	13.59	61.30	63.29	62.28
PMLM	<b>10.88</b>	22.69	<b>39.03</b>	<b>14.30</b>	<b>69.80</b>	<b>71.21</b>	<b>70.50</b>

ROUGE (Lin, 2004) and BERTScore (Zhang et al., 2020) as metrics. Moreover, due to space limitations, we provide case study in the Appendix A.4.

From Table 1, it is evident that PMLM consistently enhances the personalization capability of general LLMs. By leveraging personalized prompt, all evaluated LLMs exhibit performance improvements exceeding 10%. This strongly validates our approach of guiding LLMs to generate personalized responses via tailored prompts. Furthermore, directly inputting patient data into LLMs in healthcare scenarios poses potential privacy risks. PMLM addresses this concern by personalized prompt, offering a novel way to ensuring tailored responses while maintaining privacy. In addition, the GPT4-based PMLM achieves the best performance, thus, we leverage GPT4 as the foundational LLM for subsequent experiments.

To provide a more comprehensive evaluation, we also compare PMLM with fine-tuned LLMs, which are presented in Table 2. We can observe that PMLM achieves state-of-the-art performance,

underscoring its effectiveness. However, it falls short on ROUGE-L, which is acceptable given that this metric is heavily reliant on word matching. For these lightweight LLMs, their vocabulary is closer to the reference responses since they have been trained using the standard replies from the training data. Nonetheless, we argue that greater emphasis should be placed on BERTScore, which evaluates semantic alignment. Notably, PMLM achieves the significant performance on BERTScore, further validating its capability in generating semantically coherent and personalized responses.

### 5.3 Personalization Study

To clearly demonstrate that PMLM achieves personalization at the individual level, we show the indices modified during each iteration in the testing set. Due to space constraints, we merely provide the modification counts for the first 100 words.

As shown in Figure 6, the frequency of word modifications varies significantly across different indices. This result demonstrates that the policy

Table 3: Ablation study of PMLM.

Model				BLEU-4	ROUGE-L	ROUGE-N		BERTScore		
ID	SP	PP	PR			1	2	Precision	Recall	F1
1	✗	✓	✓	8.42	18.39	34.01	10.85	61.10	65.01	62.99
2	✓	✗	✓	9.29	21.38	34.54	11.51	65.92	68.61	67.24
3	✓	✓	✗	7.91	17.68	33.07	10.39	63.62	66.09	64.83
PMLM	✓	✓	✓	<b>10.88</b>	<b>22.69</b>	<b>39.03</b>	<b>14.30</b>	<b>69.80</b>	<b>71.21</b>	<b>70.50</b>

'ID' is an alias used for differentiation, and the '✓' and '✗' symbols indicate whether the corresponding module is included.

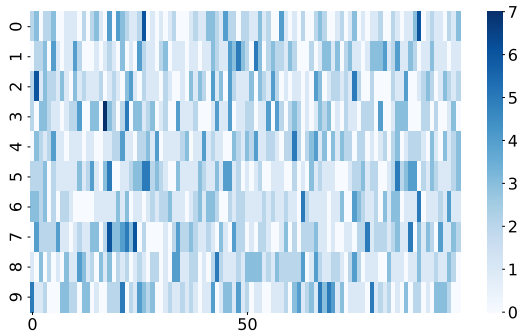


Figure 6: Heatmap of index modification counts, where the X-axis represents the indices, and the Y-axis represents the 10 iterations.

network, by integrating sentence context and individual information, effectively performs personalized refinements, constructing prompts tailored to individual needs. Combined with the earlier results (Section 5.2), this validates that PMLM achieves individual-level personalization, and it guides LLMs to produce tailored responses by leveraging personalized prompts, achieving state-of-the-art performance.

#### 5.4 Ablation Study

We further assess the contributions of each module in PMLM. In detail, we examine the roles of *self-informed personalization* (SP), *peer-informed personalization* (PP), and *prompt refinement* (PR) in guiding LLMs to generate personalized responses.

From Table 3, we can observe that all modules of PMLM contribute to its performance, which confirms the validity of our model design. Moreover, compared to the other two variants, the impact of PP (Variant-2) on performance is smaller. We think this is due to the fact that PP is based on the similarity of medical records, which might not be entirely accurate. Consequently, even without this compo-

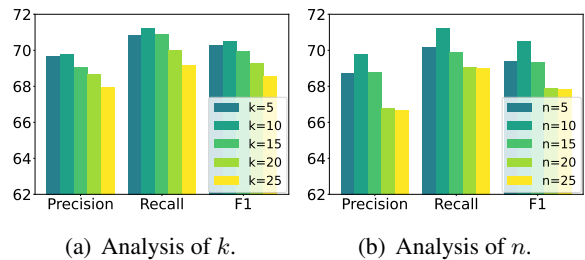


Figure 7: Hyper-parameter study. The X-axis represents the precision, recall, and F1 of BERTScore, while the Y-axis shows the performance.

nent, the model still achieves satisfactory results.

#### 5.5 Hyper-parameter Study

We also investigate the impact of hyper-parameters on performance, focusing on the number of similar patients  $k$  and the number of prompt modification iterations  $n$ .

From Figure 7, it is evident that as both  $k$  and  $n$  increase, the performance of PMLM initially improves but later declines, which we believe is a reasonable trend. Increasing  $k$  too much may introduce noise from less relevant patients, while excessive modifications to the prompt can distort its semantics, leading to suboptimal results. Moreover,  $n$  has a more significant impact on performance, aligning with the findings of the ablation study (Section 5.4). Based on these observations, we set  $k$  and  $n$  as 10 in our work.

## 6 Conclusion

We study the personalized LLMs in healthcare, emphasizing individual-level customization, and propose PMLM. In particular, it constructs prompts tailored to each patient based on their unique data and refines these prompts iteratively through RL to better align with individual needs. Ultimately,



these personalized prompts guide LLMs to deliver highly customized responses. Moreover, PMLM integrates seamlessly with any LLM, including non-open-source models, without risking patient data privacy. Extensive experiments demonstrate that PMLM achieves state-of-the-art performance by generating highly personalized responses, and highlight its potential as a novel and promising way to advance finer personalization in healthcare.

## Limitations

We explore personalized medical LLMs that customize prompts for individual patients to guide proprietary LLMs in offering personalized responses, achieving significant performance. While our work introduces a novel perspective on personalized medical LLMs, there are still several areas for future improvement:

- **More lightweight predictors.** Due to the low performance of time series methods (refer to Appendix A.3), we employ an LLM as a predictor, which restricts the scalability of PMLM. Future efforts could focus on designing simpler yet effective predictors to enhance the efficiency.
- **Expanded modification operations.** We utilize RL to generate personalized prompt, primarily exploring deletion operation. Future research could implement a more comprehensive set of modification operations, including addition, deletion, and replacement, to further refine the personalization process.
- **Interpretability.** The proposed PMLM may generate semantically incoherent prompts during optimization, yet it achieves excellent results. This could be attributed to the differing ways in which LLMs interpret information compared to humans. Future research could explore the interpretability of prompt modifications and the overall interpretability of LLMs.

## Ethics Statement

This study is conducted in collaboration with Tongji Medical College of HUST and Hubei Maternal and Child Health Hospital, using anonymized data that excludes identifiable information such as names or IDs of patients and doctors. The dataset we used consists of retrospective records retained by the hospital and does not involve sensitive personal information. In addition, handling of this data poses no direct risks to patients, and all patient information is employed exclusively for academic

research purposes, aiming to improve healthcare outcomes.

## References

- Josh Achiam, Steven Adler, Sandhini Agarwal, Lama Ahmad, Ilge Akkaya, Florencia Leoni Aleman, Diogo Almeida, Janko Altschmidt, Sam Altman, Shyamal Anadkat, et al. 2023. Gpt-4 technical report. *arXiv preprint arXiv:2303.08774*.
- Jinze Bai, Shuai Bai, Yunfei Chu, Zeyu Cui, Kai Dang, Xiaodong Deng, Yang Fan, Wenbin Ge, Yu Han, Fei Huang, et al. 2023. Qwen technical report. *arXiv preprint arXiv:2309.16609*.
- Richard Bellman. 1957. A markovian decision process. *Journal of mathematics and mechanics*, pages 679–684.
- Manuela Benary, Xing David Wang, Max Schmidt, Dominik Soll, Georg Hilfenhaus, Mani Nassir, Christian Sigler, Maren Knödler, Ulrich Keller, Dieter Beule, et al. 2023. Leveraging large language models for decision support in personalized oncology. *JAMA Network Open*, 6(11):e2343689–e2343689.
- Tom B Brown. 2020. Language models are few-shot learners. *arXiv preprint arXiv:2005.14165*.
- Jin Chen, Zheng Liu, Xu Huang, Chenwang Wu, Qi Liu, Gangwei Jiang, Yuanhao Pu, Yuxuan Lei, Xiaolong Chen, Xingmei Wang, et al. 2024. When large language models meet personalization: Perspectives of challenges and opportunities. *World Wide Web*, 27(4):42.
- Yunseon Choi, Sangmin Bae, Seonghyun Ban, Minchan Jeong, Chuheng Zhang, Lei Song, Li Zhao, Jiang Bian, and Kee-Eung Kim. 2024. Hard prompts made interpretable: Sparse entropy regularization for prompt tuning with rl. In *Proceedings of the 62nd Annual Meeting of the Association for Computational Linguistics (Volume 1: Long Papers)*, pages 8252–8271.
- Angus Dempster, François Petitjean, and Geoffrey I Webb. 2020. Rocket: exceptionally fast and accurate time series classification using random convolutional kernels. *Data Mining and Knowledge Discovery*, 34(5):1454–1495.
- Jacob Devlin. 2018. Bert: Pre-training of deep bidirectional transformers for language understanding. *arXiv preprint arXiv:1810.04805*.
- Abhimanyu Dubey, Abhinav Jauhri, Abhinav Pandey, Abhishek Kadian, Ahmad Al-Dahle, Aiesha Letman, Akhil Mathur, Alan Schelten, Amy Yang, Angela Fan, et al. 2024. The llama 3 herd of models. *arXiv preprint arXiv:2407.21783*.
- Chenhao Fang, Xiaohan Li, Zezhong Fan, Jianpeng Xu, Kaushiki Nag, Evren Korpeoglu, Sushant Kumar, and Kannan Achan. 2024. Llm-ensemble: Optimal large

- language model ensemble method for e-commerce product attribute value extraction. In *Proceedings of the 47th International ACM SIGIR Conference on Research and Development in Information Retrieval*, pages 2910–2914.
- Team GLM, Aohan Zeng, Bin Xu, Bowen Wang, Chenhui Zhang, Da Yin, Diego Rojas, Guanyu Feng, Hanlin Zhao, Hanyu Lai, et al. 2024. Chatglm: A family of large language models from glm-130b to glm-4 all tools. *arXiv preprint arXiv:2406.12793*.
- Alex Graves and Alex Graves. 2012. Long short-term memory. *Supervised sequence labelling with recurrent neural networks*, pages 37–45.
- Jindong Gu, Zhen Han, Shuo Chen, Ahmad Beirami, Bailan He, Gengyuan Zhang, Ruotong Liao, Yao Qin, Volker Tresp, and Philip Torr. 2023. A systematic survey of prompt engineering on vision-language foundation models. *arXiv preprint arXiv:2307.12980*.
- Edward J Hu, Phillip Wallis, Zeyuan Allen-Zhu, Yuanzhi Li, Shean Wang, Lu Wang, Weizhu Chen, et al. 2022. Lora: Low-rank adaptation of large language models. In *International Conference on Learning Representations*.
- Joel Jang, Seungone Kim, Bill Yuchen Lin, Yizhong Wang, Jack Hessel, Luke Zettlemoyer, Hannaneh Hajishirzi, Yejin Choi, and Prithviraj Ammanabrolu. 2023. Personalized soups: Personalized large language model alignment via post-hoc parameter merging. *arXiv preprint arXiv:2310.11564*.
- Leslie Pack Kaelbling, Michael L Littman, and Andrew W Moore. 1996. Reinforcement learning: A survey. *Journal of artificial intelligence research*, 4:237–285.
- Diederik P Kingma. 2014. Adam: A method for stochastic optimization. *arXiv preprint arXiv:1412.6980*.
- Weize Kong, Spurthi Amba Hombaiah, Mingyang Zhang, Qiaozhu Mei, and Michael Bendersky. 2024. Prewrite: Prompt rewriting with reinforcement learning. *arXiv preprint arXiv:2401.08189*.
- Yann LeCun, Bernhard Boser, John S Denker, Donnie Henderson, Richard E Howard, Wayne Hubbard, and Lawrence D Jackel. 1989. Backpropagation applied to handwritten zip code recognition. *Neural computation*, 1(4):541–551.
- Kyungjae Lee, Sungjoon Choi, and Songhwai Oh. 2018. Sparse markov decision processes with causal sparse tsallis entropy regularization for reinforcement learning. *IEEE Robotics and Automation Letters*, 3(3):1466–1473.
- Brian Lester, Rami Al-Rfou, and Noah Constant. 2021. The power of scale for parameter-efficient prompt tuning. In *Proceedings of the 2021 Conference on Empirical Methods in Natural Language Processing*, pages 3045–3059.
- Cheng Li, Mingyang Zhang, Qiaozhu Mei, Weize Kong, and Michael Bendersky. 2024a. Learning to rewrite prompts for personalized text generation. In *Proceedings of the ACM on Web Conference 2024*, pages 3367–3378.
- Xiang Lisa Li and Percy Liang. 2021. Prefix-tuning: Optimizing continuous prompts for generation. In *Proceedings of the 59th Annual Meeting of the Association for Computational Linguistics and the 11th International Joint Conference on Natural Language Processing (Volume 1: Long Papers)*, pages 4582–4597.
- Xinyu Li, Zachary C Lipton, and Liu Leqi. 2024b. Personalized language modeling from personalized human feedback. *arXiv preprint arXiv:2402.05133*.
- Chin-Yew Lin. 2004. Rouge: A package for automatic evaluation of summaries. In *Text summarization branches out*, pages 74–81.
- Greg Linden, Brent Smith, and Jeremy York. 2003. Amazon.com recommendations: Item-to-item collaborative filtering. *IEEE Internet computing*, 7(1):76–80.
- Haotian Liu, Chunyuan Li, Yuheng Li, and Yong Jae Lee. 2024. Improved baselines with visual instruction tuning. In *Proceedings of the IEEE/CVF Conference on Computer Vision and Pattern Recognition*, pages 26296–26306.
- Deng Mingkai and Wang Jianyu. 2022. Rlprompt: Optimizing discrete text prompts with reinforcement learning. In *Proceedings of the 2022 Conference on Empirical Methods in Natural Language Processing*.
- Kishore Papineni, Salim Roukos, Todd Ward, and Wei-Jing Zhu. 2002. Bleu: a method for automatic evaluation of machine translation. In *Proceedings of the 40th annual meeting of the Association for Computational Linguistics*, pages 311–318.
- Archiki Prasad, Peter Hase, Xiang Zhou, and Mohit Bansal. 2023. Grips: Gradient-free, edit-based instruction search for prompting large language models. In *Proceedings of the 17th Conference of the European Chapter of the Association for Computational Linguistics*, pages 3845–3864.
- Alec Radford, Jeffrey Wu, Rewon Child, David Luan, Dario Amodei, Ilya Sutskever, et al. 2019. Language models are unsupervised multitask learners. *OpenAI blog*, 1(8):9.
- Frank Rosenblatt. 1958. The perceptron: a probabilistic model for information storage and organization in the brain. *Psychological review*, 65(6):386.
- Sander Schulhoff, Michael Ilie, Nishant Balepur, Konstantine Kahadze, Amanda Liu, Chenglei Si, Yinheng Li, Aayush Gupta, HyoJung Han, Sevien Schulhoff, et al. 2024. The prompt report: A systematic survey of prompting techniques. *arXiv preprint arXiv:2406.06608*.

- Nigam H Shah, David Entwistle, and Michael A Pfeffer. 2023. Creation and adoption of large language models in medicine. *Jama*, 330(9):866–869.
- Fu Shang, Fanyi Zhao, Mingxuan Zhang, Jun Sun, and Jiayu Shi. 2024. Personalized recommendation systems powered by large language models: Integrating semantic understanding and user preferences. *International Journal of Innovative Research in Engineering and Management*, 11(4):39–49.
- Xiaoteng Shen, Rui Zhang, Xiaoyan Zhao, Jieming Zhu, and Xi Xiao. 2024. Pmg: Personalized multimodal generation with large language models. In *Proceedings of the ACM on Web Conference 2024*, pages 3833–3843.
- Weijia Shi, Xiaochuang Han, Hila Gonen, Ari Holtzman, Yulia Tsvetkov, and Luke Zettlemoyer. 2023. Toward human readable prompt tuning: Kubrick’s the shining is a good movie, and a good prompt too? In *Findings of the Association for Computational Linguistics: EMNLP 2023*, pages 10994–11005.
- Taylor Shin, Yasaman Razeghi, Robert L Logan IV, Eric Wallace, and Sameer Singh. 2020. Autoprompt: Eliciting knowledge from language models with automatically generated prompts. In *Proceedings of the 2020 Conference on Empirical Methods in Natural Language Processing (EMNLP)*, pages 4222–4235.
- Elizabeth C Stade, Shannon Wiltsey Stirman, Lyle H Ungar, Cody L Boland, H Andrew Schwartz, David B Yaden, João Sedoc, Robert J DeRubeis, Robb Willer, and Johannes C Eichstaedt. 2024. Large language models could change the future of behavioral healthcare: a proposal for responsible development and evaluation. *NPJ Mental Health Research*, 3(1):12.
- Gemini Team, Petko Georgiev, Ving Ian Lei, Ryan Burnell, Libin Bai, Anmol Gulati, Garrett Tanzer, Damien Vincent, Zhufeng Pan, Shibo Wang, et al. 2024. Gemini 1.5: Unlocking multimodal understanding across millions of tokens of context. *arXiv preprint arXiv:2403.05530*.
- Arun James Thirunavukarasu, Darren Shu Jeng Ting, Kabilan Elangovan, Laura Gutierrez, Ting Fang Tan, and Daniel Shu Wei Ting. 2023. Large language models in medicine. *Nature medicine*, 29(8):1930–1940.
- Hugo Touvron, Thibaut Lavril, Gautier Izacard, Xavier Martinet, Marie-Anne Lachaux, Timothée Lacroix, Baptiste Rozière, Naman Goyal, Eric Hambro, Faisal Azhar, et al. 2023. Llama: Open and efficient foundation language models. *arXiv preprint arXiv:2302.13971*.
- A Vaswani. 2017. Attention is all you need. *Advances in Neural Information Processing Systems*.
- Chong Wang, Mengyao Li, Junjun He, Zhongruo Wang, Erfan Darzi, Zan Chen, Jin Ye, Tianbin Li, Yanzhou Su, Jing Ke, et al. 2024. A survey for large language models in biomedicine. *arXiv preprint arXiv:2409.00133*.
- Xu Wang, Sen Wang, Xingxing Liang, Dawei Zhao, Jincui Huang, Xin Xu, Bin Dai, and Qiguang Miao. 2022. Deep reinforcement learning: A survey. *IEEE Transactions on Neural Networks and Learning Systems*, 35(4):5064–5078.
- Yuxin Wen, Neel Jain, John Kirchenbauer, Micah Goldblum, Jonas Geiping, and Tom Goldstein. 2024. Hard prompts made easy: Gradient-based discrete optimization for prompt tuning and discovery. *Advances in Neural Information Processing Systems*, 36.
- Stanisław Woźniak, Bartłomiej Koptyra, Arkadiusz Janz, Przemysław Kazienko, and Jan Kocoń. 2024. Personalized large language models. *arXiv preprint arXiv:2402.09269*.
- Likang Wu, Zhi Zheng, Zhaopeng Qiu, Hao Wang, Hongchao Gu, Tingjia Shen, Chuan Qin, Chen Zhu, Hengshu Zhu, Qi Liu, et al. 2024. A survey on large language models for recommendation. *World Wide Web*, 27(5):60.
- Hao Yang, Jiayi Li, Siru Liu, Lei Du, Xiali Liu, Yong Huang, Qingke Shi, and Jialin Liu. 2023. Exploring the potential of large language models in personalized diabetes treatment strategies. *medRxiv*, pages 2023–06.
- Tianyi Zhang, Varsha Kishore, Felix Wu, Kilian Q Weinberger, and Yoav Artzi. 2020. Bertscore: Evaluating text generation with bert. In *International Conference on Learning Representations*.
- Zhehao Zhang, Ryan A Rossi, Branislav Kveton, Yijia Shao, Diyi Yang, Hamed Zamani, Franck Dernoncourt, Joe Barrow, Tong Yu, Sungchul Kim, et al. 2024. Personalization of large language models: A survey. *arXiv preprint arXiv:2411.00027*.
- Yanxin Zheng, Wensheng Gan, Zefeng Chen, Zhenlian Qi, Qian Liang, and Philip S Yu. 2024a. Large language models for medicine: a survey. *International Journal of Machine Learning and Cybernetics*, pages 1–26.
- Yaowei Zheng, Richong Zhang, Junhao Zhang, Yanhan Ye, Zheyang Luo, Zhangchi Feng, and Yongqiang Ma. 2024b. Llamafactory: Unified efficient fine-tuning of 100+ language models. *arXiv preprint arXiv:2403.13372*.
- Lingxuan Zhu, Weiming Mou, and Rui Chen. 2023. Can the chatgpt and other large language models with internet-connected database solve the questions and concerns of patient with prostate cancer and help democratize medical knowledge? *Journal of translational medicine*, 21(1):269.

## A Appendix

### A.1 Details of PMLM

To further elucidate PMLM, we provide its pseudocode as shown in Algorithm 1. It is clear that the predictor requires pre-training to ensure the effectiveness of subsequent personalized prompt construction. Additionally, for testing data, similar patients should be selected from the training set to build personalized prompts, which is more realistic as hospitals typically maintain historical records.

### A.2 Dataset Details

We collect and process obstetrics and gynecology data from multiple hospitals in Wuhan city and surrounding areas, covering records from 2020 to 2022. The dataset includes complete medical examination records of pregnant women from admission to discharge. It contains 194,345 entries, each with 302 examination indicators, and corresponding discharge diagnoses are used as labels and reference responses. *Note that our use of this data complies with ethical standards, as detailed in the Ethics Statement section.*

**Examination indicators.** We analyze the dataset and select 35 measurable examination indicators due to the sparsity of the data and the textual nature of some indicators. The selected indicators include pH level, albumin, total protein, indirect bilirubin, direct bilirubin, total bilirubin, alkaline phosphatase, alanine aminotransferase, prealbumin, total bile acid, large platelet count, plateletcrit, large platelet ratio, mean platelet volume, platelet distribution width, red blood cell distribution width (coefficient of variation and standard deviation), basophil count, eosinophil count, monocyte count, lymphocyte count, neutrophil count, basophil ratio, eosinophil ratio, monocyte ratio, lymphocyte ratio, neutrophil ratio, mean corpuscular hemoglobin concentration, mean corpuscular hemoglobin, hematocrit, white blood cell count, platelet count, hemoglobin, mean corpuscular volume, and red blood cell count.

**Labels.** The original dataset contains 455 conditions plus "normal" as labels. We filter out conditions with insufficient samples and retain 12 labels: normal, uterine scar, acute fetal distress (heart type), pregnancy complicated with placental dysfunction, gestational hypertension, premature rupture of membranes, pregnancy complicated with hypothyroidism, uterine rupture, acute fetal distress (amniotic fluid type), umbilical cord entanglement,

---

### Algorithm 1: The Proposed PMLM

---

**Input:** Training set  $\mathcal{H}^{tr} = \{\mathcal{X}^{tr}, \mathcal{Y}^{tr}, \mathcal{R}^{tr}\}$ ;  
Testing set  $\mathcal{H}^{te} = \{\mathcal{X}^{te}\}$ ; Number of epoch  $E$ ; Number of similar patients  $k$ ; Number of states  $n$ ;

**Output:** Responses of testing set  $\hat{R}$

```
1 \* Pretraining *\
2 Fine-tune  $LLM_p$  using  $\mathcal{X}^{tr}$  and  $\mathcal{Y}^{tr}$ ;
3 \* Training *\
4  $\hat{\mathcal{Y}}^{tr} = LLM_p(\mathcal{X}^{tr})$ ; Eq.(1)
5 for  $epoch = 1 \dots E$  do
6   for  $x \in \mathcal{X}^{tr}$  do
7      $x' = padding(\sum_{j=1}^{N_x} \|x_j\|)$ ; Eq.(3)
8      $\hat{x} = encoder(x')$ ; Eq.(2)
9     Obtain  $k$  most similar patients; Eq.(4)
10    Construct initial personalized prompt;
11    Initialize the state  $s_0$ ;
12    for  $i = 0 \dots n - 1$  do
13       $E = BERT(s_i)$ ; Eq.(6)
14       $\bar{E} = \frac{e_1 + e_2 + \dots + e_{N_s}}{N_s}$ ; Eq.(8)
15       $\pi(e|s_i) = softmax(f(E|\bar{E}|\hat{x}))$ ; Eq.(7)
16       $s_{i+1} \leftarrow$  Modify  $s_i$  based on  $\pi(e|s_i)$ ;
17    end
18     $P = s_{n-1}$ ;
19     $\hat{r} = LLM_r(P)$ ; Eq.(10)
20  end
21   $Reward = BS(\hat{\mathcal{R}}, \mathcal{R}^{tr}) - BS(\hat{\mathcal{R}}_0, \mathcal{R}^{tr})$ ; Eq.(9)
22   $\mathcal{L} = -\sum_{i=0}^{n-1} \log(\pi(e_j|s_i)) \cdot Reward$ ; Eq.(11)
23  Update through back propagation based on the loss  $\mathcal{L}$ ;
24 end
25 \* Inferring *\
26  $\hat{\mathcal{Y}}^{te} = LLM_p(\mathcal{X}^{te})$ ; Eq.(1)
27 for  $x \in \mathcal{X}^{te}$  do
28   Obtain  $k$  similar patients from the training set;
29   Construct initial personalized prompt;
30    $P \leftarrow$  Modify initial prompt  $n$  times;
31    $\hat{r} = LLM_r(P)$ ; Eq.(10)
32 end
33 return Responses of testing set  $\hat{R}$ 
```

---

thalassemia, and gestational diabetes.

**Final dataset.** The final dataset we used includes 38,817 entries from 2,373 pregnant women. It contains 56 entries from 2020, 1,638 from 2021, and 679 from 2022. We split the dataset by year: data from 2021 and earlier are used as the training set, the first half of 2022 as the validation set, and the remaining data as the testing set.



Based on the comprehensive prenatal examination results you've provided, here are some general recommendations. However, please note that these are general suggestions and it's essential to consult with your healthcare provider for personalized advice:

- pH Level:** The pH levels seem to be within the normal range. No specific action is needed.
- Albumin and Total Protein:** These values are important for assessing hydration and nutritional status. Your levels appear to be within normal limits, but variations should be discussed with your doctor.
- Bilirubin (Indirect, Direct, and Total):** Some elevations are noted, which could indicate mild liver dysfunction or hemolysis. Follow up with your healthcare provider to monitor these levels.
- Alkaline Phosphatase (ALP):** Elevated levels in some readings might suggest liver or bone disease, but this is commonly elevated in pregnancy due to the placental production of ALP. Discuss with your doctor if there are concerns.
- Alanine Aminotransferase (ALT):** Elevated levels in some results could indicate liver stress or damage. It's important to monitor this with your healthcare provider.
- Prealbumin:** Levels seem normal, indicating adequate protein status.
- Total Bile Acids:** Normal levels are observed, which is good for liver function.
- Platelet Parameters:** Most values are within normal range, but any significant changes should be discussed with your doctor, as they can be related to preeclampsia or other conditions.
- Red Blood Cell (RBC) Parameters:** Variations in RBC distribution width (RDW) can indicate different types of anemia. If RDW is consistently high, it may warrant further investigation.
- White Blood Cell (WBC) Count and Differentiation:** These values are generally within normal limits, but any significant deviation should be evaluated for infection or other conditions.
- Hemoglobin and Hematocrit:** These values are important for assessing anemia. Some levels are on the lower side, so it's important to discuss iron supplementation and diet with your healthcare provider.

General Recommendations:

- Ensure a balanced diet rich in iron, folic acid, and other essential nutrients.
- Stay hydrated.
- Regular prenatal visits to monitor the health of both mother and baby.
- Discuss any concerns or variations in the results with your healthcare provider.
- Consider prenatal vitamins and supplements as recommended by your doctor.

Remember, these are general observations, and it's crucial to have a healthcare professional interpret your specific results and provide tailored advice.

Figure A1: GLM4 response in the GDM case study.

Table A1: Predictor study.

Model	Micro-F1	Macro-F1
LSTM	21.60	5.51
CNN	20.89	6.42
ROCKET	36.05	20.58
Transformer	41.12	24.58
Llama3-8B	79.41	62.94
GLM4-9B	65.63	56.12
Qwen2-7B	80.05	69.86
LLaVA1.5-7B	<b>82.58</b>	<b>74.13</b>

### A.3 Predictor Study

To ensure the performance of PMLM, we carefully select the predictor. In our work, patient data can essentially be viewed as time series data. Thus, in addition to LLMs, we also evaluate representative time series methods, namely CNN (LeCun et al., 1989), LSTM (Graves and Graves, 2012), ROCKET (Dempster et al., 2020), and Transformer (Vaswani, 2017). Since the number of medical visits varies across patients, zero padding is applied to align data. For LLMs, we use the prompt shown in Figure 3 for fine-tuning.

From Table A1, we can observe that fine-tuned LLMs consistently outperform traditional time series methods, with a considerable gap between the two. We attribute this to the sensitivity of healthcare data, which may not be suitable to zero padding. Furthermore, LLaVA1.5-7B demonstrates the best performance, and as a result, we

leverage it as the predictor in our work.

### A.4 Case Study

Here we provide cases to illustrate how the proposed PMLM guides LLMs to generate personalized responses. We compare the responses of GLM4 (GLM et al., 2024) and GPT4 (Achiam et al., 2023), which are directed by the prompt shown in Figure 5. Specifically, we present cases for two different patient types, a pregnant woman diagnosed with *Gestational Diabetes Mellitus* (GDM) (Figures A1, A2, and A3) and a pregnant woman with normal conditions (Figures A4, A5, and A6).

It is evident that PMLM excels at accurately identifying the condition of patients (highlighted in green) and providing highly tailored recommendations, demonstrating its capacity for deep, individual-level personalization. Unlike GLM4 and GPT4, which rely on specific numerical metrics and fail to interpret the overall state of patients, PMLM adapts its responses based on the contextual nuances of the patient's health profile. In addition, the recommendations from GLM4 and GPT4 are generalized and, in the case of the normal patient, inaccurately suggest certain conditions, which underlines their inability to provide truly personalized healthcare advice. These results not only validate the potential of PMLM to deliver precisely customized medical insights, but also suggests a promising direction for developing advanced, personalized LLMs in healthcare.

## GPT4

To provide a well-rounded evaluation and advice based on your pregnancy lab results, I'll break it down into several key aspects:

### 1. Liver and Bilirubin Levels:

•**Direct/Indirect/Total Bilirubin:** Your bilirubin levels, particularly total bilirubin (ranging from 2.3 to 5.5), are generally within the normal range for a healthy pregnancy, though they can fluctuate slightly due to pregnancy-related changes. Elevated bilirubin could indicate liver stress or mild obstruction, but at these levels, they are likely not concerning.

•**Alkaline Phosphatase (ALP):** ALP levels, which ranged from 56 to 76 (with occasional peaks), are normal for pregnancy. Elevated ALP can occur during pregnancy due to placental production and is usually not a cause for concern unless significantly higher than usual.

•**ALT (Alanine Aminotransferase):** ALT fluctuates between 13.3 and 18.7, which is within normal limits. Elevated ALT could suggest liver inflammation, so it's good that your levels are within range.

### 2. Protein Levels:

•**Albumin and Total Protein:** Your albumin (43.3 to 49.3) and total protein levels (73.3 to 79.0) appear to be well within normal ranges. These proteins are important for maintaining fluid balance and immune function, and your levels suggest that your liver is producing proteins efficiently.

•**Prealbumin & Total Bile Acids:** These values, though not shown in detail, are also important to monitor to assess nutritional status and liver function. A high total bile acid could indicate cholestasis of pregnancy, which needs attention.

### 3. Platelet and Blood Cell Counts:

•**Platelet Count (Platelet Number & Distribution):** Your platelet count has varied between 117.0 and 328.0, which is normal for pregnancy, though platelets can drop slightly in the third trimester. The platelet distribution width (PDW) remains steady, suggesting good platelet health.

•**Red Blood Cells and Hemoglobin:** Hemoglobin and RBC values (e.g., 11.35 to 13.74) indicate that you're not anemic. Keeping an eye on these parameters is crucial, as anemia can be common during pregnancy. However, your RBC indices (mean corpuscular volume - MCV, and mean corpuscular hemoglobin concentration - MCHC) appear stable.

### 4. Immune and White Blood Cells:

•**White Blood Cell Count & Differential:** Your WBC count (ranging from 6.2 to 7.0) is within normal pregnancy limits. The ratios of neutrophils, lymphocytes, and monocytes suggest no significant infections or abnormal immune responses.

•**Eosinophils and Basophils:** Your eosinophil and basophil counts are low (in absolute numbers), which is typical in pregnancy unless there is an allergic or parasitic condition.

### 5. General Trends:

•**Stable Trends Over Time:** From the data provided, there doesn't seem to be any significant shifts that are worrying across your trimester checks, though values like bilirubin, platelets, and protein should be monitored periodically.

•**Variations in Albumin and Total Protein:** Minor fluctuations are expected, and there is no immediate sign of kidney or liver dysfunction. However, if your albumin drops significantly or if total protein increases too much, it could indicate preeclampsia or other pregnancy complications.

### Suggestions:

•**Regular Monitoring:** Continue regular blood work to monitor liver function, platelet count, and protein levels, especially in the third trimester.

•**Hydration and Nutrition:** Make sure you're maintaining adequate hydration and nutrition, particularly proteins and iron, to avoid complications like preeclampsia or anemia.

•**Monitor for Symptoms of Liver Problems:** If you experience symptoms like itching, jaundice (yellowing of the skin or eyes), or fatigue, consult your doctor for further liver function tests.

•**Blood Pressure:** Regular monitoring of your blood pressure is important, especially given the slight variations in protein levels that could indicate early signs of preeclampsia.

•**Consult Your Obstetrician:** If you're experiencing any unusual symptoms or have concerns about specific numbers, it's essential to consult with your healthcare provider. They might want to track any slight upward or downward trends in your blood values.

In summary, your lab results appear to be mostly within a healthy range for a pregnant individual, though continued monitoring is crucial to catch any subtle changes that could indicate complications. Always discuss these results with your doctor for a more personalized evaluation.

Figure A2: GPT4 response in the GDM case study.

## PMLM

Based on your condition, the medical deep learning model predicts that you currently have gestational diabetes. By comparing your examination results with similar past cases, most of which were diagnosed with gestational diabetes, the following recommendations are provided:

### 1. Dietary Adjustments:

- Follow a low-sugar, high-fiber diet, with an emphasis on fresh vegetables and fruits.
- Control the intake of staple foods such as rice and noodles, opting for whole grains.
- Avoid high-sugar foods and drinks, such as desserts, juices, and sugary beverages.
- Eat at regular intervals to prevent low blood sugar from prolonged periods without eating.

### 2. Regular Blood Sugar Monitoring:

- Monitor your blood sugar regularly as recommended by your doctor to track control progress.
- Adjust your diet and lifestyle promptly if blood sugar abnormalities are detected.

### 3. Appropriate Exercise:

- Engage in moderate aerobic exercises, such as walking or prenatal yoga, under medical supervision.
- Avoid intense exercise or high-risk activities to reduce the risk of miscarriage or preterm labor.

### 4. Prenatal Care:

- Keep up with regular prenatal visits to monitor fetal development.
- Seek medical attention promptly if you experience abnormal symptoms, such as reduced fetal movement or abdominal pain.

### 5. Mental Health:

- Maintain a positive mindset and avoid excessive anxiety or stress.
- Share the joys and challenges of pregnancy with family and friends, seeking support when needed.

### 6. Follow Medical Advice:

- If insulin or other medications are prescribed, follow the doctor's instructions strictly.

### 7. Learn Relevant Information:

- Educate yourself about gestational diabetes to improve self-management.

Please note that these recommendations are for reference only. The specific treatment plan should be based on the doctor's professional judgment. Wishing you a healthy and smooth pregnancy!

Figure A3: PMLM response in the GDM case study.

## GLM4

Based on the prenatal check-up results you've provided, here are some general recommendations. However, please note that these are general suggestions, and it's crucial to consult with your healthcare provider for personalized advice.

- pH (6.0, 8.0):** The pH level seems to be outside the normal range for blood (7.35-7.45). This could be a lab error or an indication of an underlying issue. Please follow up with your healthcare provider.
- Albumin (38.0 g/L):** This is within the normal range, indicating good protein levels.
- Total Protein (74.6 g/L):** This is also within the normal range.
- Bilirubin (Indirect, Direct, and Total):** Your bilirubin levels are normal, which suggests that your liver is functioning well.
- Alkaline Phosphatase (38.0, 120.0 U/L):** The last value is high and could indicate liver dysfunction or other conditions. Further investigation is needed.
- Alanine Aminotransferase (ALT) (26.0 U/L):** This is within the normal range, suggesting no significant liver damage.
- Total Bile Acids (0.8, 1.4  $\mu\text{mol/L}$ ):** The last value is slightly high and could be related to gallbladder or liver function. Follow up with your doctor.
- Platelet Count and Related Parameters:** Most of these values are within normal ranges, but the last measurement of platelet count ( $288.0 \times 10^9/\text{L}$ ) is on the lower side of normal. Monitor this closely.
- Hemoglobin (119.0 g/L):** This is slightly low and could indicate anemia, which is common during pregnancy. Discuss with your doctor about iron supplementation. Red Blood Cell (RBC) Count and Hematocrit: These values are within normal ranges.
- White Blood Cell (WBC) Count ( $326.0 \times 10^9/\text{L}$ ):** This is slightly elevated and could indicate an infection or inflammation. Monitor this with your healthcare provider.

General Recommendations:

- Follow up with your healthcare provider to discuss any abnormal results.
- Ensure a balanced diet rich in iron, folic acid, and other essential nutrients.
- Stay hydrated and engage in regular, gentle exercise as recommended by your doctor.
- Attend all scheduled prenatal appointments for monitoring and support.

Remember, these recommendations are not a substitute for professional medical advice. Always consult with your healthcare provider for specific guidance related to your pregnancy.

Figure A4: GLM4 response in the normal case study.

## GPT4

Based on the medical test results provided, here are some general observations and recommendations for you as a pregnant woman:

- pH (Acid-Base Balance) (6.0-8.0):** Your pH levels seem to vary within the normal range (6.0 to 8.0). Maintaining an optimal pH is crucial during pregnancy to ensure proper metabolic and respiratory function. Ensure you stay hydrated and follow a balanced diet with adequate electrolytes.
  - Albumin (38.0 g/L) and Total Protein (74.6 g/L):** Your albumin and total protein levels appear normal. These proteins are essential for maintaining proper blood volume and pressure. Ensure you are getting sufficient protein from your diet.
  - Bilirubin Levels (Direct, Indirect, and Total):** Your bilirubin levels have fluctuated but appear to remain within a generally normal range (direct bilirubin: 0.5-1.9  $\mu\text{mol/L}$ , indirect bilirubin: 6.4-6.9  $\mu\text{mol/L}$ ). High bilirubin can indicate liver or bile duct problems, so it is important to monitor these levels regularly during pregnancy.
  - Alkaline Phosphatase (ALP):** Elevated levels of ALP (such as 120 U/L) may be expected in pregnancy, as it can come from the placenta. However, persistently high levels should be investigated further to rule out liver or bone conditions.
  - Alanine Aminotransferase (ALT):** This enzyme is an indicator of liver function. Your ALT levels are normal, suggesting there are no immediate concerns with liver function.
  - Prealbumin:** Levels seem to be in a healthy range. Prealbumin is a good marker for nutritional status, and it's important to maintain proper nutrition to support both your health and the development of your baby.
  - Platelets and Blood Cell Parameters:**
    - Your platelet count and volume parameters (e.g., Platelet Count, Mean Platelet Volume, Platelet Distribution Width) are generally within normal ranges. However, some variability in platelet count may be observed during pregnancy, and it's important to monitor for any abnormal changes that could suggest thrombocytopenia or other conditions.
    - Red blood cell parameters, such as hemoglobin, hematocrit, and red blood cell distribution width (RDW), are important for assessing anemia. Your levels appear to be within expected ranges, but keep track of any signs of anemia (e.g., fatigue or dizziness).
  - White Blood Cells and Differential Count:** Your white blood cell count (WBC) is in the normal range, and the differential count (e.g., neutrophils, lymphocytes) appears balanced, indicating no signs of infection or significant immune response at this time.
  - Other Recommendations:**
    - Stay hydrated:** Maintaining proper fluid intake is important for kidney function and overall health during pregnancy.
    - Monitor for symptoms:** Be mindful of any changes in your health, such as jaundice (yellowing of the skin or eyes), fatigue, or swelling, which may indicate liver, kidney, or blood-related issues.
    - Nutritional balance:** Ensure you are eating a balanced diet rich in proteins, vitamins (especially iron and folic acid), and minerals to support your pregnancy. If you have concerns about your diet, consider consulting with a nutritionist.
    - Regular check-ups:** Continue regular prenatal visits to monitor your blood work and other health indicators to ensure both you and your baby are doing well.
- Please consult with your healthcare provider for a more personalized interpretation of your results and for any specific concerns based on your pregnancy stage.

Figure A5: GPT4 response in the normal case study.

## PMLM

Based on your pregnancy prediction results and the information from past patients with similar examination results, the following recommendations are provided:

- Regular Prenatal Check-ups:** Although the prediction results are normal, regular prenatal visits are still very important to monitor the health of both the mother and the baby.
- Monitor Fetal Movement:** Pay attention to fetal movement. Reduced movement may be a sign of fetal distress, and medical attention should be sought promptly.
- Balanced Diet:** Ensure adequate nutrition, especially important nutrients such as protein, iron, and folic acid, which are vital for both the mother and the baby.
- Moderate Exercise:** Moderate exercise can improve circulation and strengthen muscles, but avoid intense physical activity.
- Maintain Healthy Lifestyle Habits:** Refrain from smoking and alcohol consumption, avoid exposure to harmful substances, and maintain good sleep quality.
- Monitor Thyroid Function:** Although your current prediction is normal, thyroid dysfunction is closely related to both maternal and fetal health. Regular monitoring of thyroid function is recommended.
- Monitor Fetal Heart Rate:** The fetal heart rate is an important indicator of fetal health. If any abnormalities are detected, seek medical attention immediately.
- Prevent Premature Rupture of Membranes:** Avoid heavy lifting, intense physical activities, and sexual intercourse. Keep the genital area clean.
- Maintain a Positive Mental Outlook:** Stay optimistic and avoid excessive stress and anxiety.

Please follow the doctor's advice and integrate these recommendations into your prenatal care and daily life. If you experience any discomfort or have concerns, seek medical attention promptly. Wishing you a smooth pregnancy and a healthy baby!

Figure A6: PMLM response in the normal case study.