

# Adiabatic preparation of a number-conserving atomic Majorana phase

Benjamin Michen,<sup>\*</sup> Tim Pokart,<sup>†</sup> and Jan Carl Budich<sup>‡</sup>  
*Institute of Theoretical Physics, Technische Universität Dresden and  
 Würzburg-Dresden Cluster of Excellence ct.qmat, 01062 Dresden, Germany*  
 (Dated: December 23, 2024)

We construct a protocol to adiabatically prepare the ground state of a widely discussed number-conserving model Hamiltonian for ultracold atoms in optical lattices that supports Majorana edge states. In particular, we introduce a symmetry breaking mass term that amounts to threading a commensurate (artificial) magnetic flux through the plaquettes of the considered two-leg ladder which opens a constant bulk gap. This enables the preparation of the topological Majorana phase from a trivial Mott insulator state with optimal asymptotic scaling of the ramp time in system size, which is linear owing to the critical nature of the target state. Using constructive bosonization techniques that account for both finite size effects and global fermion number conservation, we are able to fully explain with theory the somewhat counterintuitive necessity of the aforementioned commensurate flux for a controlled bulk gap. Our analytical predictions are corroborated and quantified by unbiased numerical matrix product state (MPS) simulations. Directly building up on previous experimental work, the crucial flux-term of the proposed protocol is feasible with state-of-the-art experimental techniques in atomic quantum simulators.

## I. INTRODUCTION

Quantum simulators, e.g., based on ultracold atoms in optical lattices [1–5], offer an impressive flexibility in engineering many-body Hamiltonians, now rendering the preparation of low-entropy states of complex quantum matter a key remaining challenge in the field. In this context, topological states inevitably separated from a trivial product state by a topological quantum phase transition are of primary interest [6–9]. A conceptually simple example of this type is provided by topological superconductors hosting Majorana bound states [10–17]. These exotic quasiparticles have been widely discussed for topological quantum computing architectures [18–24] and related settings [25–31] due to their non-Abelian braiding statistics [32–35].

The paradigmatic example of a Majorana phase is known as the Kitaev chain [36–40], a one-dimensional (1D) (proximity induced [41–47]) superconductor with global fermion parity conservation guaranteed by the bulk superconducting gap, and a single zero-energy Majorana bound state at each end. Remarkably, a variant of the Kitaev chain with global particle number conservation has been tailored for the toolbox of ultracold atoms in optical lattices [48–58]. There, a 1D two-leg ladder (or double wire) system (see Fig. 1), in which inter-chain pair hopping provides the counterpart of proximity induced Cooper pair tunneling, has been shown to also stabilize a single Majorana end state. However, the absence of the bulk superconductor has two important consequences. First, the resulting Majorana phase is symmetry protected by a sub-wire fermion parity  $P_a = (-1)^{N_a}$  with the particle number  $N_a$  in wire  $a$  [56–58]. Since

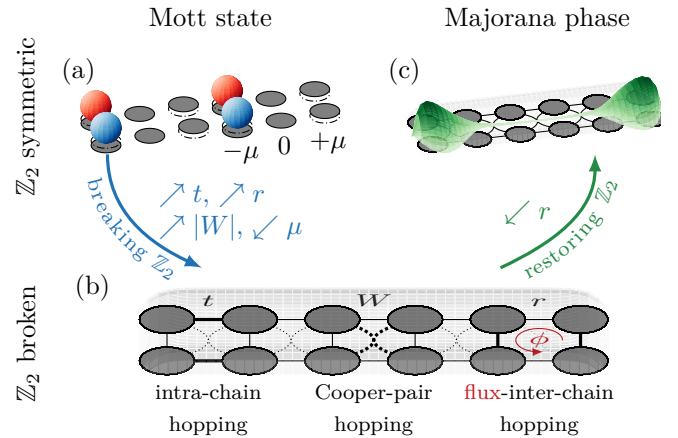


FIG. 1. Illustration of the protocol in Eq. (4). (a) Starting from a Mott state stabilized at filling  $\nu = 1/3$  by a staggered chemical potential  $\mu$ , in (b) the pair hopping term  $W$  may be adiabatically switched on thanks to an additional interchain hopping  $r$  that threads a commensurate flux  $\phi = \nu$  through each plaquette. Importantly, this flux-hopping breaks the  $\mathbb{Z}_2$  wire-parity symmetry  $P_a = (-1)^{N_a}$  and induces a bulk gap in combination with either of both  $\mu$  and  $W$ . (c) Finally, the target Hamiltonian hosting the atomic Majorana phase is approached by turning off  $r$ . As the final state is critical, this requires a specialized strategy to optimize preparation time (see Sec. III B).

$P_a$  may be broken by simple single particle inter-wire tunneling, the atomic Majorana phase becomes a conventional symmetry protected topological phase. Second, the closed 1D nature of the double wire system limits the counterpart of superconducting order to the emergence of a power-law decaying pair-hopping induced gap [56–61]. From a vantage point of state preparation, the first point is good news while the second one represents an extra challenge. More specifically, symmetry protection can be exploited by controlled intermediate symmetry break-

<sup>\*</sup> benjamin.michen@tu-dresden.de

<sup>†</sup> tim.pokart@tu-dresden.de

<sup>‡</sup> jan.budich@tu-dresden.de

ing and restoring during the protocol, while the smaller gap of the target state requires an adiabatic time-scale that grows with system size, even in the sophisticated framework of critical state preparation [62–66]. Yet, the simplest conceivable symmetry breaking term in the form of a single-particle inter-chain hopping with real strength  $r$  (cf.  $\phi = 0$  case below) has been found not to open a bulk gap [55–57]. An efficient state preparation protocol for the atomic Majorana phase from a trivial initial state has so far remained elusive.

Here, by adding a Peierls phase that amounts to a commensurate synthetic flux to the inter-chain hopping, we identify a symmetry breaking mass term opening a constant gap in system size. This allows us to extend the notion of critical state preparation to a protocol for preparing the number-conserving atomic Majorana phase with an optimal scaling in system size (see Fig. 1 for an illustration). Specifically, we provide clear evidence that the target state can be prepared in a time that asymptotically scales linear in system size, while a protocol using plain finite size effects would require quadratic ramp times [67, 68]. Our in-depth theoretical analysis of the crucial single-particle flux-hopping term is based on analytical techniques in the framework of constructive Bosonization [69–72] that take into account finite size terms and resolve effects sensitive to the total fermion parity. The resulting qualitative predictions are then corroborated and quantified by numerical simulations using MPS methods [73, 74].

We start by introducing the model Hamiltonian and the considered perturbations in Sec. II, before we proceed to describe and investigate the ground state (GS) preparation protocol in detail in Sec. III. Our bosonization analysis is presented in Sec. IV, and a concluding discussion in V.

## II. MODEL

The starting point of our analysis is the model proposed in Ref. [55], the ground state of which is the target state of our present preparation protocol. It is given by a free Hamiltonian  $H_0$  consisting of two quantum chains with a nearest-neighbor hopping  $t$  and a pair hopping term  $H_W$ , which read

$$\begin{aligned} H_0 &= -t \sum_{\gamma=a,b} \sum_{j=1}^{L-1} \left[ c_{\gamma,j}^\dagger c_{\gamma,j+1} + c_{\gamma,j+1}^\dagger c_{\gamma,j} \right], \\ H_W &= W \sum_{j=1}^{L-1} \left[ c_{a,j}^\dagger c_{a,j+1}^\dagger c_{b,j} c_{b,j+1} + \text{H.c.} \right], \end{aligned} \quad (1)$$

where  $c_{\gamma,j}$  annihilates a fermion at site  $j$  of wire  $\gamma = a, b$ . An experimental implementation with ultracold atoms in optical lattices is discussed in detail in the original publication [55]. Energy is measured in units of the hopping amplitude such that  $t = 1$ . Unless stated otherwise, we set  $W = -1.8$ , use open boundary conditions (OBC), and

work at a fixed (even) particle number  $N_{\text{tot}} = N_a + N_b$  such that the filling fraction is  $\nu = \frac{1}{3}$ . For these parameters, a Majorana phase protected by the wire parity  $P_a = (-1)^{N_a}$  emerges [55–58], see also Fig. 1c.

To facilitate the adiabatic transition between the Mott state and the Majorana phase, we introduce two perturbations in the form of an interchain tunneling  $H_\phi$  and a staggered chemical potential  $H_\mu$ , reading

$$H_\phi = r \sum_{j=1}^L \left[ e^{2\pi i \phi j} c_{a,j}^\dagger c_{b,j} + e^{-2\pi i \phi j} c_{b,j}^\dagger c_{a,j} \right], \quad (2)$$

$$H_\mu = \mu \sum_{\gamma=a,b} \sum_{j=1}^L [n_{\gamma,3j-2} - n_{\gamma,3j}], \quad (3)$$

where all parameters are real.  $H_\phi$  threads an artificial magnetic flux  $\phi$  through each plaquette of the ladder and breaks the protecting  $\mathbb{Z}_2$  symmetry for any value of  $\phi$ . However, as we derive later on from the bosonization picture (see Sec. IV), interchain backscattering (BS) is necessary to drive the system away from the critical point and induce a stable topologically trivial phase. This requires a flux  $\phi$  that is commensurate with the filling fraction, hence we choose  $\phi = \nu = \frac{1}{3}$  in the following unless stated otherwise. The role of the staggered chemical potential  $H_\mu$  will be to introduce a single particle gap at filling  $\nu = \frac{1}{3}$  and stabilize the Mott state (cf. Fig. 1a). Both perturbation terms are well within reach of current experimental techniques [1, 2, 5].

## III. GROUND STATE PREPARATION

As the excitation gap above the target state scales as  $\propto 1/L$  with system size [55–58], it resembles a critical state. Hence, we find it useful to look to the theory of critical ground state preparation for guidance, where experimental control over a “mass” term that gaps out the critical target system is a crucial ingredient [62–66]. For the present model, this role is assumed by the flux-hopping with amplitude  $r$ . In Sec. (III A), we introduce a protocol that exploits this term to optimize GS preparation time by considering the total Hamiltonian  $H_0(\tau) + H_W(\tau) + H_\phi(\tau) + H_\mu(\tau)$  as per Eqs. (1-3) with parameters varying as a function of the dimensionless parameter  $\tau$ , and a second, simpler protocol that never breaks the symmetry and requires a ramp along a critical region in parameter space. To demonstrate the expected advantage of the symmetry-breaking protocol over the symmetry-respecting protocol, we conduct matrix product state time evolution (MPSTE) simulations in Sec. III B.

### A. Symmetry breaking versus symmetric protocol

Using the indicator function  $\mathbb{1}_I(\tau)$  for the interval  $I$  and the auxiliary functions  $f(\tau) = 3\tau^2 - 2\tau^3$ ,  $g(\tau) =$

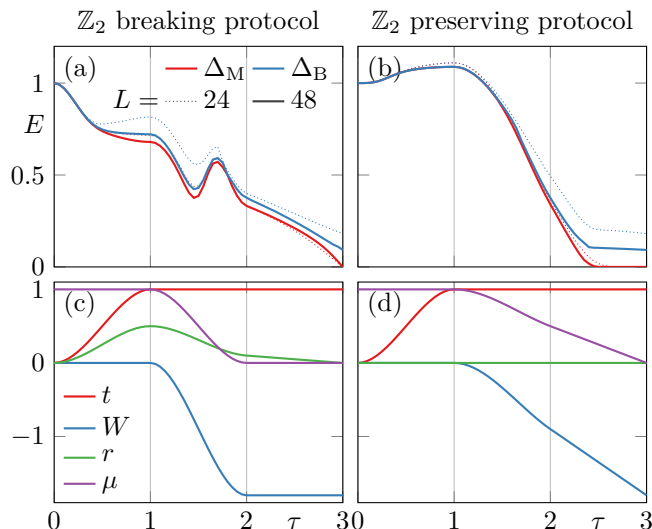


FIG. 2. (a) The upper panel shows the gaps  $\Delta_M = E_1 - E_0$  and  $\Delta_B = E_2 - E_0$  as a function of  $\tau$ . We present data for system size  $L = 24$  and  $L = 48$  at filling  $\nu = 1/3$ , corresponding to  $N_{\text{tot}} = 16$  and  $N_{\text{tot}} = 32$  particles, both with OBC. The interchain hopping phase is set to  $\phi = 1/3$  while the other parameters follow the function Eq. (4), which is illustrated in the lower panel. (b) Similar to (a), but with the parameters determined by Eq. (5) as illustrated in the lower panel.

$11\tau^2 - 7\tau^3$ , and  $h(\tau) = 2\tau^2 - \tau^3$ , the parameter functions for the symmetry-breaking protocol can be written as

$$\begin{aligned}
 t_1(\tau) &= t [f(\tau)\mathbb{1}_{(0,1]}(\tau) + \mathbb{1}_{(1,3]}(\tau)], \\
 W_1(\tau) &= W [f(\tau - 1)\mathbb{1}_{(1,2]}(\tau) + \mathbb{1}_{(2,3]}(\tau)], \\
 r_1(\tau) &= r [5f(\tau)\mathbb{1}_{(0,1]}(\tau) + [1 - g(\tau - 1)]\mathbb{1}_{(1,2]}(\tau) \\
 &\quad + (3 - \tau)\mathbb{1}_{(2,3]}(\tau)], \\
 \mu_1(\tau) &= \mu [\mathbb{1}_{[0,1]}(\tau) + [1 - f(\tau - 1)]\mathbb{1}_{(1,2]}(\tau)], \quad (4)
 \end{aligned}$$

where  $t = 1$ ,  $W = -1.8$ ,  $r = 0.1$  and  $\mu = 1$ . The protocol is divided into three stages corresponding to  $\tau \in [0, 1]$ ,  $\tau \in (1, 2]$ , and  $\tau \in (2, 3]$ ; an illustration of the parameter evolution can be found in Fig. 2c. At  $\tau = 0$ , only a staggered chemical potential is present, which stabilizes a Mott state at filling  $\nu = 1/3$  (cf. Fig. 1a). During the first stage, the Mott state is deformed adiabatically into a non-interacting double-leg flux ladder state, with the staggered chemical potential  $\mu$  always sustaining a large gap. Stage two exchanges the chemical potential with the pair-hopping  $W$  and ramps down the flux-hopping amplitude to  $r = 0.1$ , ending in the target Hamiltonian plus the residual flux hopping (cf. Fig. 1b). The final step consists of turning the flux hopping off entirely, thereby arriving at the target Hamiltonian hosting the Majorana phase (cf. Fig. 1c).

Fig. 2a shows the evolution of the gaps  $\Delta_M = E_1 - E_0$  and  $\Delta_B = E_2 - E_0$  to the first and second excited state as a function of  $\tau$  for two system sizes  $L = 24$  and  $L = 48$  in an open geometry. The data is obtained from den-

sity matrix renormalization group (DMRG) simulations [73, 74]. Here,  $\Delta_M$  and  $\Delta_B$  can be interpreted as the gap to the Majorana mode and the excited bulk states, respectively. In agreement with the theoretical expectation, the Majorana gap  $\Delta_M$  of the target Hamiltonian decays exponentially with system size, while the bulk gap  $\Delta_B$  closes  $\propto 1/L$  [55–58]. This poses a challenge for the third stage: while stage one and two can be completed in a finite time regardless of system size due to the finite gap, the criticality of the target state requires a specialized strategy to optimize preparation time, which will be subject of the following section.

We contrast the protocol in Eq. (4) with a symmetry-respecting path in parameter space designated by the parameter functions

$$\begin{aligned}
 t_2(\tau) &= t_1(\tau), \\
 W_2(\tau) &= 0.5W [h(\tau - 1)\mathbb{1}_{(1,2]}(\tau) + (-1 + \tau)\mathbb{1}_{(1,2]}(\tau)], \\
 r_2(\tau) &= 0, \\
 \mu_2(\tau) &= 0.5\mu [2\mathbb{1}_{[0,1]}(\tau) + [2 - h(\tau - 1)]\mathbb{1}_{(1,2]}(\tau) \\
 &\quad + (3 - \tau)\mathbb{1}_{(2,3]}(\tau)]. \quad (5)
 \end{aligned}$$

Again, we illustrate the parameter evolution in Fig. 2d and provide DMRG data on the evolution of the energy gaps in Fig. 2b. Similar to the first protocol Eq. (4), stages one and two are gapped and thus completable in finite time. The third stage not only ends in a critical state, but requires ramping along a critical line in parameter space, which is a generic problem of any parameter path that respects the protecting  $\mathbb{Z}_2$  symmetry. As we demonstrate in the following section, this will severely increase the necessary preparation time.

We stress that due to the  $\mathbb{Z}_2$  symmetry breaking, the protocol Eq. (4) will prepare a superposition of the two degenerate  $P_a$  eigenstates for OBC, while the symmetry-respecting protocol Eq. (5) prepares the state that corresponds to the parity of the initial Mott state. To prepare a definite-parity eigenstate with the first protocol, one can proceed with periodic boundary conditions (PBC) first and then adiabatically cut the chain in one place [75].

## B. Critical state preparation

The time  $t_{\text{tot}}$  to adiabatically prepare a critical state is generally bounded from below by the inverse excitation gap  $\Delta_c^{-1}$  above the target state [62, 63], which implies a minimal asymptotic scaling with system size of  $t_{\text{tot}} \propto 1/L$  for the model at hand. To achieve an optimal fidelity for a given preparation time, we approach the critical point by ramping down the flux hopping as

$$r_p(t) = r_0 |1 - t/t_{\text{tot}}|^p. \quad (6)$$

At  $r_0 = 0.1$ , this completes stage three of the protocol Fig. 2a, with the power  $p$  controlling the transition rate close to the critical point. Based on estimates deriving

from the Kibble-Zurek mechanism [64, 66], this ramp can be expected to be adiabatic if  $t_{\text{tot}} \gg L^{z_c + \frac{1}{p\nu_c}}$ , where  $L$  is the system size and  $z_c, \nu_c$  are the dynamical and correlation length exponents characterizing the critical point. The critical behavior of Eq. (10) stems from the symmetric sector, which is simply a free Luttinger liquid exhibiting a linear dispersion and thus  $z_c = 1$  and  $\nu_c = 1$ , suggesting a quadratic scaling of preparation time for  $p = 1$  and a linear scaling in the limit  $p \rightarrow \infty$ . However, this limit is not directly viable while keeping the initial value  $r_0$  fixed, since the rate  $|\dot{r}_p(t=0)| = r_0 p/t_{\text{tot}}$  is not bounded. Nevertheless, virtually linear scaling may still be achieved if we consider increasing the power  $p(L)$  as a function of system size together with a linear scaling of the total ramp time  $t_{\text{tot}}(L) \propto L$  such that  $p(L)/t_{\text{tot}}(L) < \text{const}$  is bounded by a constant while  $\lim_{L \rightarrow \infty} p(L) = \infty$ . Then, the bound  $t_{\text{tot}}(L) \gg L^{z_c + \frac{1}{p(L)\nu_c}} \approx L$  can be satisfied while keeping the rate of change bounded.

To validate this hypothesis, we consider the Hamiltonian  $H_1(t)$  at fixed parameters  $t = 1$ ,  $W = -1.8$ ,  $\mu = 0$ ,  $\phi = 1/3$ , and the only time-dependence  $r(t) = r_p(t)$  given by Eq. (6) with  $r_0 = 0.1$ , such that  $H_1(0)$  is precisely the Hamiltonian at the beginning of stage three and  $H_1(t_{\text{tot}})$  is the target Hamiltonian. We time-evolve the initial ground state  $|\psi_{\text{prep}}(t=0)\rangle$  of  $H_1(t=0)$  under  $H_1(t)$  using MPSTE and measure the overlap of the prepared state with the two degenerate GS  $|\text{GS}_{1,2}\rangle$  of  $H_1(t_{\text{tot}})$  as  $F = |\langle \text{GS}_1 | \psi_{\text{prep}}(t_{\text{tot}}) \rangle|^2 + |\langle \text{GS}_2 | \psi_{\text{prep}}(t_{\text{tot}}) \rangle|^2$ . The MPSTE results for four system sizes ranging from  $L = 24$  to  $L = 96$  are depicted in Fig. 3a over a time axis linearly rescaled with system size for power  $p = 1$ , corresponding to a linear ramp, and a higher power  $p(L)$  that we optimized to find the best possible fidelity. While the fidelity lines for the optimized power law do not collapse exactly at large  $t_{\text{tot}}$ , the general result is compatible with our hypothesis: increasing the power  $p$  sublinearly with system size allows us to prepare a ground state with high fidelity in a time that roughly scales linearly with system size.

We perform similar simulations for the third stage of Eq. (5) by considering the Hamiltonian  $H_2(t)$  with fixed parameters  $t = 1$ ,  $r = 0$ , and the time-dependence  $W(t) = W_2(2 + t/t_{\text{tot}})$ ,  $\mu(t) = \mu_2(2 + t/t_{\text{tot}})$  (cf. Eq. (5)). This is simply a linear ramp towards the critical target state, similar to Eq. (6) with  $p = 1$ . Contrary to the symmetry-breaking protocol, this approach follows a critical line in parameter space, hence there is nothing to gain by a larger power as the finite-size gap persists along a finite interval in time. The adiabatic theorem implies a scaling of preparation time as  $t_{\text{tot}} \propto \Delta_c^{-2} \propto L^2$  [67, 68], suggesting that this approach severely underperforms the symmetry-breaking protocol. These expectations are confirmed by the MPSTE results we present in Fig. 3b for system sizes  $L = 24$ ,  $L = 48$ , and  $L = 72$ . For  $L = 24$ , the time to reach 99.9% fidelity is roughly twice as much as for the symmetry-breaking protocol, but for larger system sizes this worsens rapidly. We also note that while the  $p = 1$  case presented in Fig. 3a still greatly outperforms the protocol in Fig. 3b on a quan-

titative level, the shape of the curves is very similar in consistency with the expected quadratic scaling of preparation time in both cases.

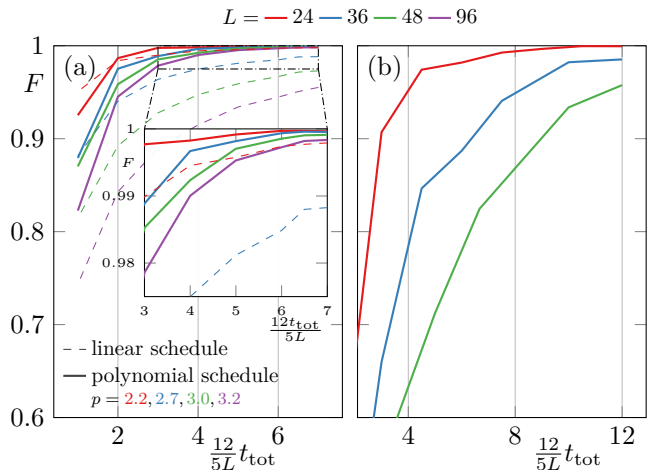


FIG. 3. Ground state fidelity  $F$  after completing stage three of the protocol for different system sizes at filling  $\nu = 1/3$ . The horizontal axis indicates the total preparation time  $t_{\text{tot}}$  and is rescaled proportional to system size by a factor of  $12/(5L)$ . (a) Result for stage three of the symmetry-breaking protocol Eq. (4) with  $r(t)$  following Eq. (6) for different powers  $p$ . System sizes are  $L = 24, 48, 72, 96$ . (b) Result for stage three of the symmetry-preserving protocol Eq. (5), here with the parameters simply following a linear ramp over a time  $t_{\text{tot}}$ . System sizes are  $L = 24, 48, 72$ .

For completeness, we note that there exist proposals to achieve a linear scaling of critical state preparation time by a spatially inhomogeneous ramp of the “mass” term, where the critical region spreads through the system as a front that propagates at a well-chosen speed [64, 65]. We implement such a protocol numerically and provide MPSTE data in Appendix B, demonstrating that this approach is clearly outperformed by the power law optimization strategy we presented above. Furthermore, for an experimental implementation the precise manipulation of the transverse hopping amplitude in space would rise as another significant challenge.

#### IV. BOSONIZATION

We now investigate the flux-induced GS splitting in a bosonization framework tailored to OBC [69]. To this end, we interpret the lattice model as the discretization of a continuous theory defined on the interval  $[0, \tilde{L}]$ , where  $\tilde{L} = (L + 1)a_0$  with the lattice constant  $a_0$ . The continuum fields obey OBC  $\psi_\gamma(0) = \psi_\gamma(\tilde{L}) = 0$  and the lattice operators are taken to be field operators evaluated at discrete positions  $c_{\gamma,j} = \sqrt{a_0} \psi_\gamma(ja_0)$  [72]. The field operators can be decomposed into a left- and right-moving

part as

$$\psi_\gamma(x) = e^{ik_F x} \psi_{\gamma,R}(x) + e^{-ik_F x} \psi_{\gamma,L}(x), \quad (7)$$

where  $k_F$  denotes the Fermi vector. Due to OBC, the left-movers are related to the right movers by  $\psi_{\gamma,L}(x) = -\psi_{\gamma,R}(-x)$ , with the field  $\psi_{\gamma,R}(x)$  being defined on the interval  $[-\tilde{L}, \tilde{L}]$  with PBC [69]. It is thus sufficient to employ a regular bosonization identity for the right movers alone. In doing so, we follow a constructive bosonization approach [58, 70, 71] that yields the identity

$$\begin{aligned} \psi_{a,R}(x) &= \frac{1}{\sqrt{2\pi\alpha}} e^{i\hat{k}_a} e^{i\frac{\pi}{L}\Delta N_a x} e^{i[\theta_a(x)+\phi_a(x)]}, \\ \psi_{b,R}(x) &= \frac{(-1)^{N_a}}{\sqrt{2\pi\alpha}} e^{i\hat{k}_b} e^{i\frac{\pi}{L}\Delta N_b x} e^{i[\theta_b(x)+\phi_b(x)]}. \end{aligned} \quad (8)$$

In the above equation,  $\alpha$  plays the role of a regularization parameter,  $\Delta N_\gamma = N_\gamma - \tilde{L}k_F/\pi$  counts the number of  $\gamma = a, b$  particles relative to the Fermi surface, and the Hermitian operator  $\hat{k}_\gamma$  is conjugate to the particle number in the sense that  $[N_\gamma, e^{\pm i\hat{k}_\gamma}] = \mp e^{\pm i\hat{k}_\gamma} \delta_{\gamma,\gamma'}$ . Thus, the terms  $e^{\pm i\hat{k}_\gamma}$  will decrease / increase the number of  $\gamma$  particles by one and act as Klein factors together with the parity  $(-1)^{N_a}$ . The fields  $\theta_\gamma, \phi_\gamma$  are the usual phase fields constructed from the Fourier components of the electron density.

Using this identity, we will proceed to bosonize Eq. (1) and Eq. (2), which is in principle straightforward albeit a bit tedious. Consequently, we only present the resulting bosonized theory here and compare its predictions to DMRG results. A detailed derivation can be found in Appendix A.

### A. Bosonization of Majorana Hamiltonian

After performing a canonical transformation to anti-symmetric/symmetric combinations of the fields

$$\begin{aligned} \hat{\theta}_\pm(x) &= \frac{1}{\sqrt{2}} [\hat{k}_a \pm \hat{k}_b + \theta_a(x) \pm \theta_b(x)], \\ \phi_\pm(x) &= \frac{1}{\sqrt{2}} [\phi_a(x) \pm \phi_b(x)], \end{aligned} \quad (9)$$

where the operators  $\hat{k}_\gamma$  are absorbed by the fields  $\hat{\theta}_\pm$ , the bosonization of Eq. (1) can be expressed as

$$H_0 \sim \frac{v_F}{2\pi} \sum_{s=\pm} \int_0^{\tilde{L}} : \{ [\partial_x \hat{\theta}_s(x)]^2 + [\partial_x \phi_s(x)]^2 \} : dx, \quad (10)$$

$$H_W \sim \frac{4[\cos(2k_F a_0) - 1]W a_0}{(2\pi\alpha)^2} \int_0^{\tilde{L}} \cos(\sqrt{8}\hat{\theta}_-) dx. \quad (11)$$

The Fermi velocity  $v_F = 2ta_0 \sin(k_F a_0)$  and the Fermi vector  $k_F = \frac{\nu\pi}{a_0}$  depend on the filling fraction  $\nu$ .

Since the  $+$  and  $-$  fields commute, the Hamiltonian  $H_0 + H_W$  decouples into a Sine-Gordon model and a free gapless bosonic theory. The free theory in the symmetric sector leads to a closing of the excitation gap  $\propto 1/\tilde{L}$ . For sufficiently large values of  $W$ , spontaneous breaking of the wire parity symmetry  $P_a = (-1)^{N_a}$  occurs in the antisymmetric sector, pinning the value of  $\hat{\theta}_-$  to one of the two minima of the cosine [56–58]. The location of these minima depends on the sign of  $W$ , the two degenerate GS are thus characterized by  $\hat{\theta}_- \approx \pm\pi/\sqrt{8}$  for  $W < 0$  and  $\hat{\theta}_- \approx 0, \pi/\sqrt{2}$  for  $W > 0$ . More accurately, one should think of the two GS being distinguished by the order parameter  $\sin(\sqrt{2}\hat{\theta}_-)$  for  $W < 0$  and  $\cos(\sqrt{2}\hat{\theta}_-)$  for  $W > 0$ .

The parity operator  $P_a$  anticommutes with  $e^{i\hat{k}_a}$  and thus roughly speaking shifts  $\hat{k}_a$  by  $\pi$ , which corresponds to a shift of  $\hat{\theta}_-$  by  $\pi/\sqrt{2}$ . Therefore,  $P_a$  exchanges the two symmetry broken GS characterized by  $\hat{\theta}_- \approx \theta_1, \theta_2$ , rendering their symmetric and anti-symmetric superposition parity eigenstates [57]:

$$|P_a = \pm 1\rangle = \frac{1}{\sqrt{2}} \left[ |\hat{\theta}_- \approx \theta_1\rangle \pm |\hat{\theta}_- \approx \theta_2\rangle \right]. \quad (12)$$

These states correspond to the Majorana zero modes. Note that the above analysis is valid for OBC, in the case of PBC only one of the two parity eigenstates is compatible with the boundary conditions on the fields  $\phi_-, \hat{\theta}_-$  [57].

### B. Bosonization of flux tunneling

To investigate how and under which circumstances  $H_\phi$  may split the GS degeneracy, we start by expressing it through the chiral fermionic fields in the continuum limit

$$\begin{aligned} H_\phi \sim r \int_0^{\tilde{L}} \left\{ e^{2\pi i \phi x / a_0} \left[ \psi_{R,a}^\dagger \psi_{R,b} + \psi_{L,a}^\dagger \psi_{L,b} \right. \right. \\ \left. \left. + e^{-2ik_F x} \psi_{R,a}^\dagger \psi_{L,b} + e^{2ik_F x} \psi_{L,a}^\dagger \psi_{R,b} \right] + \text{H.c.} \right\} dx, \end{aligned} \quad (13)$$

where we have suppressed the  $x$ -dependence of the fields for brevity. All rapidly oscillating terms can be dropped from the effective low-energy theory [72], therefore we are left with interchain forward scattering (FS) for  $\phi = 0$  and one of the two interchain BS terms in the second line for  $\phi = \pm\nu$ .

### 1. Regular tunneling at $\phi = 0$

The application of Eq. (8) yields for the case without flux

$$H_{\phi=0} \sim \frac{r(-1)^{N_a}}{2\pi\alpha} \int_0^{\tilde{L}} \left[ e^{i\frac{\pi}{L}(N_b - N_a + 1)x} e^{i\sqrt{2}[\hat{\theta}_-(x) + \phi_-(x)]} + e^{-i\frac{\pi}{L}(N_b - N_a + 1)x} e^{i\sqrt{2}[\hat{\theta}_-(x) - \phi_-(x)]} - \text{H.c.} \right] dx. \quad (14)$$

We retain the finite-size terms  $\propto \frac{1}{L}$  because they will provide insight into the edge physics. As a consequence of  $\theta_-$  being pinned to a fixed value, the field  $\phi_-$  is totally disordered in the bulk of the GS. The GS expectation value of the associated Hamiltonian density  $\mathcal{H}_{\phi=0}(x)$  is thus zero far away from the ends, therefore it cannot split the degeneracy [56, 58]. Close to the ends however, OBC enforce  $\phi_- = 0$  [69] and we may write

$$\begin{aligned} \mathcal{H}_{\phi=0}(x \approx 0) &= r \frac{2i}{\pi\alpha} (-1)^{N_a} \sin[\sqrt{2}\hat{\theta}_-(x)], \\ \mathcal{H}_{\phi=0}(x \approx \tilde{L}) &= -r \frac{2i}{\pi\alpha} (-1)^{N_b} \sin[\sqrt{2}\hat{\theta}_-(x)], \end{aligned} \quad (15)$$

where the finite size term generates a relative minus sign between the contributions of the two ends if the total particle number  $N_{\text{tot}} = N_a + N_b$  is even. In conclusion, single-particle tunneling near the ends can only split the GS degeneracy for  $W < 0$ , but even then the contributions from both ends will cancel for even  $N_{\text{tot}}$ . We give an argument that this cancellation happens on an exact level based on inversion symmetry in Appendix A. Finally, we stress that while  $H_{\phi=0}$  may split the exponential degeneracy between the ground states in some cases, it cannot lift the finite size gap as it does not couple to the symmetric sector of the bosonized theory, cf. Eq. (10).

The subtle effects of the total fermion parity and the sign of  $W$  predicted by our constructive bosonization approach can be readily observed in DMRG simulations as we demonstrate in Fig. 4 for a system of  $L = 24$  sites with parameters  $W = -1.8$ ,  $t = 1$ ,  $\mu = 0$ , and  $\phi = 0$ . Fig. 4a shows the gaps  $\Delta_M$  and  $\Delta_B$  as a function of the interchain hopping amplitude  $r$  for even particle number  $N_{\text{tot}} = 16$ . Neither the degeneracy of the Majorana modes nor the bulk gap are affected by moderate values of  $r$ . This is contrasted by the data in Fig. 4b, where odd total fermion parity at a similar filling fraction  $\nu \approx 1/3$  is achieved by taking  $N_{\text{tot}} = 15$  particles. Then, the GS degeneracy is immediately split by interchain hopping, but without lifting the finite-size gap to the bulk states. As predicted by the bosonization analysis, we observe no GS splitting for either odd or even total parity if  $W > 0$  (not shown in Fig. 4).

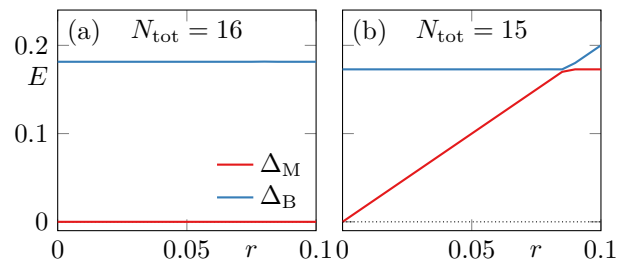


FIG. 4. The gaps  $\Delta_M = E_1 - E_0$  and  $\Delta_B = E_2 - E_0$  as a function of  $r$  for a system size of  $L = 24$  with OBC. Other parameters are  $t = 1$ ,  $W = -1.8$ ,  $\mu = 0$ , and  $\phi = 0$ . (a) Result for  $N_{\text{tot}} = 16$  particles, corresponding to exactly  $\nu = 1/3$  and even total parity. (b) Result for  $N_{\text{tot}} = 15$  particles, corresponding to  $\nu \approx 1/3$  and odd total parity.

### 2. Tunneling with commensurate flux at $\phi = \nu$

At commensurate flux  $\phi = \nu$ , Eq. (13) effectively reduces to interchain BS, which bosonizes to

$$H_{\phi=\nu} \sim \frac{-ir(-1)^{N_a}}{\pi\alpha} \int_0^{\tilde{L}} \left\{ \cos[\sqrt{2}\hat{\theta}_-(x)] \times \sin\left[\frac{\pi}{L}(\Delta N_{\text{tot}} + 1 - 2\nu)x + \sqrt{2}\phi_+(x)\right] + \sin[\sqrt{2}\hat{\theta}_-(x)] \times \cos\left[\frac{\pi}{L}(\Delta N_{\text{tot}} + 1 - 2\nu)x + \sqrt{2}\phi_+(x)\right] \right\} dx, \quad (16)$$

where  $\Delta N_{\text{tot}} = N_a + N_b - 2\nu L$  is the deviation from filling fraction exactly  $\nu$  of the underlying lattice model. Depending on the sign of  $W$ , either the term in the first or second line will distinguish the two symmetry-broken GS, which is why a splitting of the degeneracy is expected in either case. Furthermore, the finite-size terms will generally not conspire to an integer multiple of  $\pi$  at  $x \approx \tilde{L}$ , meaning that there will be no exact cancellation of the contributions to GS splitting from the two ends in contrast to the case  $\phi = 0$ , even though the result is still sensitive to the total fermion parity. To explain the effect of Eq. (16) on the bulk properties of the system, the finite-size terms can be neglected and the  $\hat{\theta}_-$  term can be replaced by a mean-field value due to the large gap in the antisymmetric sector (see appendix A for more details). Then, a Sine-Gordon theory remains in the symmetric sector, which subsequently flows to a massive phase under RG [72] and implies the formation of a finite gap in the bulk.

Again, we compare the field-theoretical prediction with DMRG data in Fig. 5 for a system of size  $L = 24$  with OBC and  $t = 1$ ,  $W = -1.8$ ,  $\mu = 0$ , and  $\phi = \nu = 1/3$ . Fig. 5a shows the gaps  $\Delta_M$  and  $\Delta_B$  as a function of  $r$  for the even parity case  $N_{\text{tot}} = 16$  and  $\Delta N_{\text{tot}} = 0$ , clearly indicating the splitting of the GS degeneracy and the formation of a bulk gap. Comparing this to the

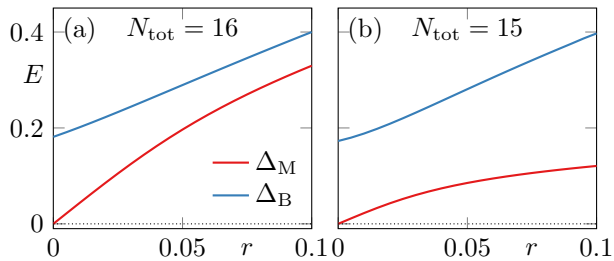


FIG. 5. The gaps  $\Delta_M = E_1 - E_0$  and  $\Delta_B = E_2 - E_0$  as a function of  $r$  for a system size of  $L = 24$  with OBC. Other parameters are  $t = 1$ ,  $W = -1.8$ ,  $\mu = 0$ , and  $\phi = 1/3$ . (a) Result for  $N_{\text{tot}} = 16$  particles, corresponding to exactly  $\nu = 1/3$  and even total parity. (b) Result for  $N_{\text{tot}} = 15$  particles, corresponding to  $\nu \approx 1/3$  and odd total parity.

case of odd parity at similar filling fraction  $N_{\text{tot}} = 15$ ,  $\Delta N_{\text{tot}} = 1$ , and  $\nu \approx 1/3$  in Fig. 5b shows a similar behavior of the bulk gap but a smaller GS splitting. These numerical results precisely reflect Eq. (16): the bulk gap should not depend on slowly varying finite-size terms, the GS splitting however is expected to be carried by the two ends of the chain [56, 58] and is thus sensitive to the relative sign between their respective contributions. For negative  $W$ , only the second term of Eq. (16) contributes to the splitting; after taking into account the boundary conditions on the field in the symmetric sector  $\phi_+(0) = \phi_+(\tilde{L}) = 0$ , we find that the right end is weighted by a factor  $\cos[\pi(\Delta N_{\text{tot}} + 1/3)]$  relative to the left end, amounting to an amplification or cancellation for  $\Delta N_{\text{tot}}$  even and odd, respectively.

We close this section by emphasizing that while  $H_\phi$  breaks the protecting  $\mathbb{Z}_2$  symmetry for any value of  $\phi$ , the simple case of  $H_{\phi=0}$  only splits the topological GS degeneracy under certain circumstances and never takes the system away from the critical point. Thus, tunneling with commensurate flux  $H_{\phi=\nu}$  provides the necessary “mass” term for the efficient preparation of the critical state [62–66]. To further exemplify this fundamental difference between the cases of  $\phi = 0$  and  $\phi = \nu$ , we calculate the superconducting correlator  $c_{a,1}c_{a,2}c_{a,j}^\dagger c_{a,j+1}^\dagger$  for both in Fig. 6a. There, we set  $r = 0.05$  and choose a system size of  $L = 96$  at filling exactly  $\nu = 1/3$ . At zero flux, the algebraic superconducting (SC) order clearly persists, hallmarking the criticality of the state. By contrast, the commensurate flux  $\phi = \nu$  leads to the expected breakdown of criticality, resulting in an exponential decay of the SC correlator. This is complemented by data on the associated Schmidt spectrum arising from a spatial bipartition plotted as a function of  $r$  in Fig. 6b. Here, we resort to PBC to avoid complications resulting from GS degeneracy. The two-fold degeneracy expected from a  $\mathbb{Z}_2$  protected topological phase in 1D [78–80] is clearly split for  $\phi = \nu$  while it remains intact at  $\phi = 0$ , even though both cases break the protecting symmetry. This behavior is consistent with our analysis of the GS degeneracy splitting for the case of even parity presented earlier, since the GS degeneracy for OBC is closely re-

lated to the degeneracy of the entanglement spectrum across a spatial cut.

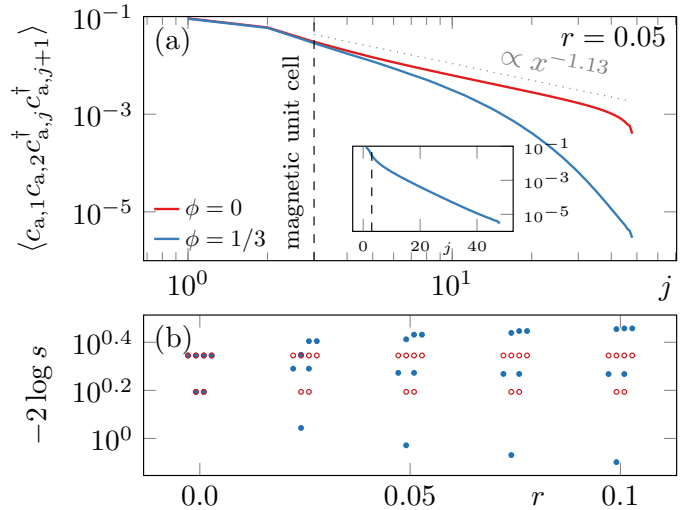


FIG. 6. In (a), the Cooper pair correlator  $c_{a,1}c_{a,2}c_{a,j}^\dagger c_{a,j+1}^\dagger$  on the a-wire with and without flux  $\phi$  close to the end of the protocol for  $r = 0.1$  and a system size of  $L = 96$  with OBC and  $N_{\text{tot}} = 64$  particles corresponding to  $\nu = 1/3$  is shown. Other parameters are  $t = 1$ ,  $W = -1.8$ , and  $\mu = 0$ . While the correlation function decays algebraically without flux, this order is destroyed with flux. This is complemented by the Schmidt spectrum for a state with PBC in (b) indicating a breaking of the topological phase as the Schmidt weights split.

## V. CONCLUSION

We have investigated the preparation of a critical Majorana phase in a two-leg ladder with total particle number conservation, where the wire parity  $P_a = (-1)^{N_a}$  acts as the protecting  $\mathbb{Z}_2$  symmetry. The key ingredient of our protocol is a symmetry-breaking perturbation in the form of an inter-wire tunneling that threads an artificial magnetic flux commensurate with the filling fraction through each plaquette of the ladder, thereby acting as a “mass” term that immediately gaps out the critical phase. This additional term is feasible with existing experimental techniques. We argue how our protocol achieves an asymptotically optimal scaling of preparation time linear with system size, and provide MPSTE data to substantiate our findings. For comparison, we also study a symmetry-respecting preparation approach that is found to require quadratic ramp times.

The theoretical backbone of this work is a constructive bosonization analysis of the Majorana Hamiltonian and the flux hopping term, taking into account particle-number dependent finite-size terms and carefully constructed Klein factors. On this basis, we demonstrate why previously discussed symmetry-breaking terms, e.g., a regular inter-wire tunneling without flux, are not helpful for state preparation, by contrast to the commensu-

rate flux term. Moreover, the bosonized theory is able to resolve subtle effects such as qualitative differences between systems with odd and even total fermion parity. The field-theoretical predictions are fully confirmed through DMRG simulations.

Finally, we would like to discuss the relation to some previous work on topological state preparation. First, we note that the dissipative preparation as the steady state of a quantum master equation of a 1D Majorana phase in a number-conserving setting has also been discussed in Ref. [76]. There, the typical preparation time is expected to scale with system size as  $t_{\text{tot}} \propto L^2$ . Second, a detailed proposal for the preparation of an integer Chern insulator state through the augmentation with the inverted topological phase has been put forward in Ref. [77]. As topological superconductors at mean field level, including the Kitaev chain, formally fall into the class of invertible topological phases, one may consider extending these ideas to the state preparation of Majorana phases.

However, we note that our present system operates at a critical point in a strongly interacting regime, which at least challenges any mean field picture of topological superconductivity, such that the results of Ref. [77] cannot be adapted directly.

## ACKNOWLEDGMENTS

*Acknowledgments.* — We would like to thank Sebastian Diehl for discussions. We acknowledge financial support from the German Research Foundation (DFG) through the Collaborative Research Centre SFB 1143, the Cluster of Excellence ct.qmat, and the DFG Project 419241108. Our numerical calculations were performed on resources at the TU Dresden Center for Information Services and High Performance Computing (ZIH).

- 
- [1] I. Bloch, J. Dalibard, and W. Zwerger, *Many-Body Physics with Ultracold Gases*, *Rev. Mod. Phys.* **80**, 885 (2008).
- [2] N. R. Cooper, J. Dalibard, I. B. Spielman, *Topological bands for ultracold atoms*, *Rev. Mod. Phys.* **91**, 015005 (2019).
- [3] F. Schäfer, T. Fukuhara, S. Sugawa, Y. Takasu, and Y. Takahashi, *Tools for quantum simulation with ultracold atoms in optical lattices*, *Nat. Rev. Phys.* **2**, 411–425 (2020).
- [4] N. Goldman, J. C. Budich, and P. Zoller, *Topological quantum matter with ultracold gases in optical lattices*, *Nat. Phys.* **12**, 639–645 (2016).
- [5] M. Mancini, G. Pagano, G. Cappellini, L. Livi, M. Rider, J. Catani, C. Sias, P. Zoller, M. Inguscio, M. Dalmonte, and L. Fallani, *Observation of chiral edge states with neutral fermions in synthetic Hall ribbons*, *Science* **349**, 1510–1513 (2015).
- [6] M. Z. Hasan and C. L. Kane, *Colloquium: Topological insulators*, *Rev. Mod. Phys.* **82**, 3045 (2010).
- [7] X.-L. Qi and S.-C. Zhang, *Topological insulators and superconductors*, *Rev. Mod. Phys.* **83**, 1057 (2011).
- [8] J. C. Budich and B. Trauzettel, *From the adiabatic theorem of quantum mechanics to topological states of matter*, *Rap. Res. Lett.* **7** (1-2), 109–129 (2013).
- [9] X.-G. Wen, *Colloquium: Zoo of quantum-topological phases of matter*, *Rev. Mod. Phys.* **89**, 041004 (2017).
- [10] J. Alicea, *New directions in the pursuit of Majorana fermions in solid state systems*, *Rep. Prog. Phys.* **75**, 08076501105 (2012).
- [11] J. Alicea, *Majorana modes materialize*, *Nature Nanotech* **8**, 623–624 (2013).
- [12] J.-B. Fu, B. Li, X.-F. Zhang, G.-Z. Yu, G.-Y. Huang, and M.-T. Deng, *Experimental review on Majorana zero-modes in hybrid nanowires*, *Progress of Theoretical and Experimental Physics* **64**, 107001 (2021).
- [13] Y. Tanaka, S. Tamura, and J. Cayao, *Theory of Majorana Zero Modes in Unconventional Superconductor*, *Progress of Theoretical and Experimental Physics* **8**, 08C105 (2024).
- [14] G. E. Volovik, *Fermion zero modes on vortices in chiral superconductors*, *JETP Lett.* **70**, 609 (1999).
- [15] N. Read and D. Green, *Paired states of fermions in two dimensions with breaking of parity and time-reversal symmetries and the fractional quantum Hall effect*, *Phys. Rev. B* **61**, 10267 (2000).
- [16] L. Fu and C. L. Kane, *Superconducting Proximity Effect and Majorana Fermions at the Surface of a Topological Insulator*, *Phys. Rev. Lett.* **100**, 096407 (2008).
- [17] J. D. Sau, S. Tewari, R. M. Lutchyn, T. D. Stanescu, and S. Das Sarma, *Non-Abelian quantum order in spin-orbit-coupled semiconductors: Search for topological Majorana particles in solid-state systems*, *Phys. Rev. B* **82**, 214509 (2010).
- [18] S. Tewari, S. Das Sarma, C. Nayak, C. Zhang, and P. Zoller, *Quantum Computation using Vortices and Majorana Zero Modes of a  $p_x + ip_y$  Superfluid of Fermionic Cold Atoms*, *Phys. Rev. Lett.* **98**, 010506 (2007).
- [19] C. Nayak, S. H. Simon, A. Stern, M. Freedman, and S. Das Sarma, *Non-Abelian anyons and topological quantum computation*, *Rev. Mod. Phys.* **80**, 1083 (2008).
- [20] J. Alicea, Y. Oreg, G. Refael, F. von Oppen, and M. P. A. Fisher, *Non-Abelian statistics and topological quantum information processing in 1D wire networks*, *Rev. Mod. Phys.* **80**, 1083 (2008).
- [21] S. Das Sarma, M. Freedman, and C. Nayak, *Majorana zero modes and topological quantum computation*, *Nat. Phys.* **7**, 412–417 (2011).
- [22] V. Lahtinen and J. Pachos, *A Short Introduction to Topological Quantum Computation*, *SciPost Phys.* **3**, 021 (2017).
- [23] R. Aguado and L. P. Kouwenhoven, *Majorana qubits for topological quantum computing*, *Physics Today* **73**, 6 (2020).
- [24] J. D. Sau, R. M. Lutchyn, S. Tewari, and S. Das Sarma, *Generic New Platform for Topological Quantum Computation Using Semiconductor Heterostructures*, *Phys. Rev. Lett.* **104**, 040502 (2010).



- [25] G. Moore and N. Read, *Nonabelions in the fractional quantum hall effect*, *Nucl. Phys. B* **360**, 362 (1991).
- [26] C. Nayak and F. Wilczek, *2n-quasihole states realize  $2^{n-1}$ -dimensional spinor braiding statistics in paired quantum Hall states*, *Nucl. Phys. B* **479**, 529 (1996).
- [27] N. Read and E. Rezayi, *Quasiholes and fermionic zero modes of paired fractional quantum Hall states: The mechanism for non-Abelian statistics*, *Phys. Rev. B* **54**, 16864 (1996).
- [28] S.-S. Lee, S. Ryu, C. Nayak, and M. P. A. Fisher, *Particle-Hole Symmetry and the  $\nu = \frac{5}{2}$  Quantum Hall State*, *Phys. Rev. Lett.* **99**, 236807 (2007).
- [29] M. Levin, B. I. Halperin, and B. Rosenow, *Particle-Hole Symmetry and the Pfaffian State*, *Phys. Rev. Lett.* **99**, 236806 (2007).
- [30] P. Bonderson, V. Gurarie, and C. Nayak, *Plasma analogy and non-Abelian statistics for Ising-type quantum Hall states*, *Phys. Rev. B* **83**, 075303 (2011).
- [31] A. Kitaev, *Anyons in an exactly solved model and beyond*, [arXiv:cond-mat/0506438](https://arxiv.org/abs/cond-mat/0506438) (2005).
- [32] D. A. Ivanov, *Non-Abelian Statistics of Half-Quantum Vortices in p-Wave Superconductors*, *Phys. Rev. Lett.* **86**, 268 (2001).
- [33] M. Stone and S.-B. Chung, *Fusion rules and vortices in  $p_x + ip_y$  superconductors*, *Phys. Rev. B* **73**, 014505 (2006).
- [34] S. Das Sarma, C. Nayak, and S. Tewari, *Proposal to stabilize and detect half-quantum vortices in strontium ruthenate thin films: Non-Abelian braiding statistics of vortices in a  $p_x + ip_y$  superconductor*, *Phys. Rev. B* **73**, 220502 (2006).
- [35] M. Sato and S. Fujimoto, *Topological phases of non-centrosymmetric superconductors: Edge states, Majorana fermions, and non-Abelian statistics*, *Phys. Rev. B* **79**, 094504 (2009).
- [36] A. Yu. Kitaev, *Unpaired majorana fermions in quantum wires*, *Phys.-Usp.* **44** 131 (2001).
- [37] T. D. Stanescu, R. M. Lutchyn, and S. Das Sarma, *Majorana fermions in semiconductor nanowires*, *Phys. Rev. B* **84**, 144522 (2011).
- [38] R. M. Lutchyn, T. D. Stanescu, and S. Das Sarma, *Search for Majorana Fermions in Multiband Semiconducting Nanowires*, *Phys. Rev. Lett.* **106**, 127001 (2011).
- [39] S. Rex and A. Sudbø, *Tilting of the magnetic field in Majorana nanowires: Critical angle and zero-energy differential conductance*, *Phys. Rev. B* **90**, 115429 (2014).
- [40] H. Pan and S. D. Sarma, *Majorana nanowires, Kitaev chains, and spin models*, *Phys. Rev. B* **107**, 035440 (2023).
- [41] R. M. Lutchyn, J. D. Sau, and S. Das Sarma, *Majorana Fermions and a Topological Phase Transition in Semiconductor-Superconductor Heterostructures*, *Phys. Rev. Lett.* **105**, 077001 (2010).
- [42] Y. Oreg, G. Refael, and F. von Oppen, *Helical Liquids and Majorana Bound States in Quantum Wires*, *Phys. Rev. Lett.* **105**, 177002 (2010).
- [43] A. Cook and M. Franz, *Majorana fermions in a topological-insulator nanowire proximity-coupled to an s-wave superconductor*, *Phys. Rev. B* **84**, 201105(R) (2011).
- [44] L. Mao, M. Gong, E. Dumitrescu, S. Tewari, and C. Zhang, *Hole-Doped Semiconductor Nanowire on Top of an s-Wave Superconductor: A New and Experimentally Accessible System for Majorana Fermions*, *Phys. Rev. Lett.* **108**, 177001 (2012).
- [45] E. B. Hansen, J. Danon, and K. Flensberg, *Phase-tunable Majorana bound states in a topological N-SNS junction*, *Phys. Rev. B* **93**, 094501 (2016).
- [46] L. Jiang, T. Kitagawa, J. Alicea, A. R. Akhmerov, D. Pekker, G. Refael, J. I. Cirac, E. Demler, M. D. Lukin, and P. Zoller, *Majorana Fermions in Equilibrium and in Driven Cold-Atom Quantum Wires*, *Phys. Rev. B* **106**, 220402 (2011).
- [47] S. Nascimbène, *Realizing one-dimensional topological superfluids with ultracold atomic gases*, *J. Phys. B: At. Mol. Opt. Phys.* **46**, 13 (2013).
- [48] G. Ortiz, J. Dukelsky, E. Cobanera, C. Eсеbbag, and C. Beenakker, *Many-Body Characterization of Particle-Conserving Topological Superfluids*, *Phys. Rev. Lett.* **113**, 267002 (2014).
- [49] J. Ruhman, E. Berg, and E. Altman, *Topological States in a One-Dimensional Fermi Gas with Attractive Interaction*, *Phys. Rev. Lett.* **114**, 100401 (2015).
- [50] A. Keselman and E. Berg, *Gapless symmetry-protected topological phase of fermions in one dimension*, *Phys. Rev. B* **91**, 235309 (2015).
- [51] N. Lang and H. P. Büchler, *Topological states in a microscopic model of interacting fermions*, *Phys. Rev. B* **92**, 041118(R) (2015).
- [52] F. Iemini, L. Mazza, D. Rossini, R. Fazio, and S. Diehl, *Localized Majorana-Like Modes in a Number-Conserving Setting: An Exactly Solvable Model*, *Phys. Rev. Lett.* **115**, 156402 (2015).
- [53] F. Iemini, L. Mazza, L. Fallani, P. Zoller, R. Fazio, and M. Dalmonte *Majorana Quasiparticles Protected by  $\mathbb{Z}_2$  Angular Momentum Conservation*, *Phys. Rev. Lett.* **118**, 200404 (2017).
- [54] N. Tausendpfund, S. Diehl, and M. Rizzi, *Majorana zero modes in fermionic wires coupled by Aharonov-Bohm cages*, *Phys. Rev. B* **107**, 035124 (2023).
- [55] C. V. Kraus, M. Dalmonte, M. A. Baranov, A. M. Läuchli, and P. Zoller, *Majorana Edge States in Atomic Wires Coupled by Pair Hopping*, *Phys. Rev. Lett.* **111**, 173004 (2013).
- [56] M. Cheng and H.-H. Tu, *Majorana edge states in interacting two-chain ladders of fermions*, *Phys. Rev. B* **84**, 094503 (2011).
- [57] L. Fidkowski, R. M. Lutchyn, C. Nayak, and M. P. A. Fisher, *Majorana zero modes in one-dimensional quantum wires without long-ranged superconducting order*, *Phys. Rev. B* **84**, 195436 (2011).
- [58] Jay D. Sau, B. I. Halperin, K. Flensberg, and S. Das Sarma, *Number conserving theory for topologically protected degeneracy in one-dimensional fermions*, *Phys. Rev. B* **84**, 144509 (2011).
- [59] N. D. Mermin and H. Wagner, *Absence of Ferromagnetism or Antiferromagnetism in One- or Two-Dimensional Isotropic Heisenberg Models*, *Phys. Rev. Lett.* **17**, 1133 (1966).
- [60] P. C. Hohenberg, *Existence of Long-Range Order in One and Two Dimensions*, *Phys. Rev.* **158**, 383 (1967).
- [61] K.Yu. Arutyunov, D.S. Golubev, and A.D. Zaikin, *Superconductivity in one dimension*, *Physics Reports* **464**, issues 1–2, pages 1-70 (2008).
- [62] T. Caneva, T. Calarco, R. Fazio, G. E. Santoro, and S. Montangero, *Speeding up critical system dynamics through optimized evolution*, *Phys. Rev. A* **84**, 012312 (2011).
- [63] L. Innocenti, G. D. Chiara, M. Paternostro, and R. Puebla, *Ultrafast critical ground state preparation via*

- bang–bang protocols, *New J. Phys.* **22**, 093050 (2020).
- [64] I. Sokolov, F. A. Bayocboc, M. M. Rams, and J. Dziarmaga, *Inhomogeneous adiabatic preparation of a quantum critical ground state in two dimensions*, *Phys. Rev. B* **110**, 054410 (2024).
- [65] K. Agarwal, R. N. Bhatt, and S. L. Sondhi, *Fast Preparation of Critical Ground States Using Superluminal Fronts*, *Phys. Rev. Lett.* **120**, 210604 (2018).
- [66] J. Dziarmaga, *Dynamics of a Quantum Phase Transition and Relaxation to a Steady State*, *Advances in Physics* **59**(6), 1063–1189 (2010).
- [67] M. Born and V. Fock *Beweis des Adiabatenatzes*, *Zeitschrift für Physik A Hadrons and Nuclei*, **51**, 165 (1928).
- [68] T. Kato *On the Adiabatic Theorem of Quantum Mechanics*, *J. Phys. Soc. Jpn.* **5**, 435-439 (1950).
- [69] M. Fabrizio and A. O. Gogolin, *Interacting one-dimensional electron gas with open boundaries*, *Phys. Rev. B* **51**, 17827 (1995).
- [70] J. v. Delft and H. Schoeller, *Bosonization for Beginners — Refermionization for Experts*, [arXiv:cond-mat/9805275](https://arxiv.org/abs/cond-mat/9805275) (1998).
- [71] K. Schoenhammer, *Interaction fermions in one dimension: The Tomonaga-Luttinger model*, [arXiv:cond-mat/9710330v3](https://arxiv.org/abs/cond-mat/9710330v3) (1998).
- [72] T. Giamarchi, *Quantum Physics in One Dimension*, Clarendon Press, Oxford (2003).
- [73] M. Fishman, S. R. White, and E. Miles Stoudenmire, *The ITensor Software Library for Tensor Network Calculations*, *SciPost Phys. Codebases*, **4** (2022).
- [74] M. Fishman, S. R. White, and E. Miles Stoudenmire, *Codebase release 0.3 for ITensor*, *SciPost Phys. Codebases*, **4-r0.3** (2022).
- [75] C. V. Kraus, S. Diehl, P. Zoller, and M. A. Baranov, *Preparing and probing atomic Majorana fermions and topological order in optical lattices*, *New J. Phys.* **14**, 113036 (2012).
- [76] F. Iemini, D. Rossini, R. Fazio, S. Diehl, and L. Mazza, *Dissipative topological superconductors in number-conserving systems*, *Phys. Rev. B* **93**, 115113 (2016).
- [77] S. Barbarino, J. Yu, P. Zoller, and J. C. Budich, *Preparing Atomic Topological Quantum Matter by Adiabatic Nonunitary Dynamics*, *Phys. Rev. Lett.* **124**, 010401 (2020).
- [78] F. Pollmann, E. Berg, A. M. Turner, and M. Oshikawa, *Entanglement spectrum of a topological phase in one dimension*, *Phys. Rev. B* **81**, 064439 (2010).
- [79] L. Fidkowski and A. Kitaev, *Topological phases of fermions in one dimension*, *Phys. Rev. B* **83**, 075103 (2011).
- [80] A. M. Turner, F. Pollmann, and E. Berg, *Topological phases of one-dimensional fermions: An entanglement point of view*, *Phys. Rev. B* **83**, 075102 (2011).
- [81] F. D. M. Haldane, *'Luttinger liquid theory' of one-dimensional quantum fluids. I. Properties of the Luttinger model and their extension to the general 1D interacting spinless Fermi gas*, *J. Phys. C: Solid State Phys.* **14** 2585 (1981).
- [82] F. D. M. Haldane, *Luttinger's Theorem and Bosonization of the Fermi Surface*, [arXiv:cond-mat/0505529v1](https://arxiv.org/abs/cond-mat/0505529v1) (2005).

## Appendix A: Bosonization

### 1. Fermionic continuum fields for OBC

We consider fermionic fields defined on the interval  $[0, \tilde{L}]$  with OBC following Ref. [69], which obey the boundary conditions

$$\psi_\gamma(0) = \psi_\gamma(\tilde{L}) = 0, \quad \gamma = \text{a, b.} \quad (\text{A1})$$

The fields can be expanded in Fourier modes

$$\psi_\gamma(x) = \sqrt{\frac{2}{\tilde{L}}} \sum_{n=1}^{\infty} \sin(k_n x) c_{\gamma,n} \quad (\text{A2})$$

where  $c_n$  annihilates a particle with momentum  $k_n = n\pi/\tilde{L}$ . Note that there are only positive momenta and accordingly only a single Fermi point at some  $k_F > 0$ . Now, slowly varying chiral fields can be defined

$$\psi_{\gamma,\text{R}}(x) = -\frac{i}{\sqrt{2\tilde{L}}} \sum_{n=1}^{\infty} e^{i(k_n - k_F)x} c_{\gamma,n}, \quad \psi_{\gamma,\text{L}}(x) = \frac{i}{\sqrt{2\tilde{L}}} \sum_{n=1}^{\infty} e^{-i(k_n - k_F)x} c_{\gamma,n}, \quad (\text{A3})$$

Later on, the approximation of letting the sums run to  $-\infty$  will be made. This is the usual approximation taken in bosonization schemes, justified by the assumption that all the relevant physics take place close to the Fermi surface where  $n \approx \tilde{L}k_F/\pi$ . The L/R fields are composed of the same set of momentum operators and related by

$$\psi_{\gamma,\text{L}}(x) = -\psi_{\gamma,\text{R}}(-x). \quad (\text{A4})$$

The fermionic field can be written in terms of L/R fields as

$$\psi_\gamma(x) = e^{ik_F x} \psi_{\gamma,\text{R}}(x) + e^{-ik_F x} \psi_{\gamma,\text{L}}(x) = e^{ik_F x} \psi_{\gamma,\text{R}}(x) - e^{-ik_F x} \psi_{\gamma,\text{R}}(-x). \quad (\text{A5})$$

## 2. Bosonization identity and commutators

The R fields have periodicity  $\tilde{L}' = 2\tilde{L}$  and are therefore bosonized by a constructive bosonization approach for periodic fermion fields following Schönhammer [71]

$$\begin{aligned}\psi_{a,R}(x) &= \frac{1}{\sqrt{2\pi\alpha}} e^{i\hat{k}_a} e^{i\frac{2\pi}{\tilde{L}'}\Delta N_a x} e^{i\vartheta_a(x)} = \frac{1}{\sqrt{2\pi\alpha}} e^{i\hat{k}_a} e^{i\frac{\pi}{\tilde{L}}\Delta N_a x} e^{i\vartheta_a(x)} = \frac{1}{\sqrt{2\pi\alpha}} e^{i\frac{\pi}{\tilde{L}}[\Delta N_a + 1]x} e^{i[\hat{k}_a + \vartheta_a(x)]}, \\ \psi_{b,R}(x) &= \frac{(-1)^{N_a}}{\sqrt{2\pi\alpha}} e^{i\hat{k}_b} e^{i\frac{2\pi}{\tilde{L}'}\Delta N_b x} e^{i\vartheta_b(x)} = \frac{(-1)^{N_a}}{\sqrt{2\pi\alpha}} e^{i\hat{k}_b} e^{i\frac{\pi}{\tilde{L}}\Delta N_b x} e^{i\vartheta_b(x)} = \frac{(-1)^{N_a}}{\sqrt{2\pi\alpha}} e^{i\frac{\pi}{\tilde{L}}[\Delta N_b + 1]x} e^{i[\hat{k}_b + \vartheta_b(x)]},\end{aligned}\quad (\text{A6})$$

for which we formally extend the summation in Eq. (A3) to  $-\infty$ . In the above equation,  $\alpha$  plays the role of a regularization parameter,  $\Delta N_\gamma = N_\gamma - \tilde{L}k_F/\pi$  counts the number of  $\gamma = a, b$  particles relative to the Fermi surface, and the Hermitian operators  $\hat{k}_\gamma$  are conjugate to the particle number in the sense that

$$[N_\gamma, e^{\pm i\hat{k}_\gamma}] = \mp e^{\pm i\hat{k}_\gamma} \delta_{\gamma,\gamma'} \Leftrightarrow (N_\gamma \pm \delta_{\gamma,\gamma'}) e^{\pm i\hat{k}_\gamma} = e^{\pm i\hat{k}_\gamma} N_\gamma, \quad (\text{A7})$$

while they commute among themselves and with the fields  $\vartheta_\gamma$ . The operator  $e^{\pm i\hat{k}_\gamma}$  represents the particle-number changing property of  $\psi_{\gamma,R}(x)$  and anticommutes with the associated parity  $(-1)^{N_\gamma}$ . This ensures the anticommutation of different fermion species in Eq. (A6) and provides an explicit construction of Klein factors. As a side remark, some parts of the literature claim the stronger relation  $[N_\gamma, \hat{k}_\gamma] = i\delta_{\gamma,\gamma'}$ , however, corrections arise on the level of constructive bosonization that only permit the weaker statement (see again [71]). All results presented here are derived using the correct commutator.

To construct the phase fields, bosonic operators are defined from the Fourier components of the electron density as

$$b_{\gamma,n} = \frac{-i}{\sqrt{|n|}} \sum_m c_{\gamma,n}^\dagger c_{\gamma,n+m}, \quad b_{\gamma,n}^\dagger = \frac{i}{\sqrt{|n|}} \sum_m c_{\gamma,n+m}^\dagger c_{\gamma,n}, \quad \text{for } n > 0. \quad (\text{A8})$$

whose bosonic commutation relations

$$[b_{\gamma,n}, b_{\gamma',n'}] = [b_{\gamma,n}^\dagger, b_{\gamma',n'}^\dagger] = 0, \quad [b_{\gamma,n}, b_{\gamma',n'}^\dagger] = \delta_{\gamma,\gamma'} \delta_{n,n'} \quad (\text{A9})$$

follow immediately from the properties of the fermionic operators  $c_{\gamma,n}$ . The fields from Eq. (A6) are then

$$\vartheta_\gamma(x) = \sum_{n>0} \frac{e^{-\alpha q_n/2}}{\sqrt{n}} [e^{iq_n x} b_{\gamma,n} + e^{-iq_n x} b_{\gamma,n}^\dagger] \quad (\text{A10})$$

and the commutator has been derived in [70]

$$\begin{aligned}[\vartheta_\gamma(x), \vartheta_{\gamma'}(y)] &= \delta_{\gamma,\gamma'} i [2 \arctan[(x-y)/\alpha] - \pi(x-y)/\tilde{L}], \\ &\stackrel{\alpha \rightarrow 0}{\equiv} \delta_{\gamma,\gamma'} i \pi [\text{sign}(x-y) - (x-y)/\tilde{L}] \quad \text{for } x, y \in [-\tilde{L}, \tilde{L}].\end{aligned}\quad (\text{A11})$$

It is convenient to define the fields

$$\begin{aligned}\theta_\gamma(x) &= \frac{\vartheta_\gamma(x) + \vartheta_\gamma(-x)}{2} = \sum_{n>0} \frac{e^{-\alpha q_n/2} \cos(q_n x)}{\sqrt{n}} [b_{\gamma,n} + b_{\gamma,n}^\dagger], \\ \phi_\gamma(x) &= \frac{\vartheta_\gamma(x) - \vartheta_\gamma(-x)}{2} = \sum_{n>0} \frac{e^{-\alpha q_n/2} i \sin(q_n x)}{\sqrt{n}} [b_{\gamma,n} - b_{\gamma,n}^\dagger].\end{aligned}\quad (\text{A12})$$

which are used to express the bosonization identity in the main text. The above equation makes clear that these fields have a periodicity of  $2\tilde{L}$  as well as the properties  $\theta_\gamma(-x) = \theta_\gamma(x)$ ,  $\phi_\gamma(-x) = -\phi_\gamma(x)$ , and crucially  $\phi_\gamma(0) = \phi_\gamma(\tilde{L}) = 0$ . Their commutators are readily derived from Eq. (A9) and Eq. (A11):

$$[\theta_\gamma(x), \theta_{\gamma'}(y)] = [\phi_\gamma(x), \phi_{\gamma'}(y)] = 0 \quad (\text{A13})$$

and

$$[\theta_\gamma(x), \phi_{\gamma'}(y)] = \delta_{\gamma,\gamma'} \frac{i}{2} \{ 2 \arctan[(x-y)/\alpha] - 2 \arctan[(x+y)/\alpha] + 2\pi y/\tilde{L} \} \quad \text{for } x, y \in [0, \tilde{L}]. \quad (\text{A14})$$

Assuming that  $x$  and  $y$  differ by a sufficiently large amount, we can approximate  $2 \arctan[(x+y)/\alpha] \approx \pi$  and write

$$[\theta_\gamma(x), \phi_{\gamma'}(y)] \approx \delta_{\gamma,\gamma'} \frac{i\pi}{2} \left\{ [\text{sign}(x-y) - 1] + \frac{2}{\tilde{L}} y \right\} \quad \text{for } x, y \in [0, \tilde{L}]. \quad (\text{A15})$$

a. *Symmetric and antisymmetric fields*

Later on, we will find it useful to work with the symmetric / antisymmetric superpositions of the phase fields

$$\vartheta_{\pm}(x) = \frac{1}{\sqrt{2}}[\vartheta_a(x) \pm \vartheta_b(x)] \quad (\text{A16})$$

Using Eq. (A11), it is straightforward to show that they satisfy the similar relations to  $\vartheta_{a/b}$ , i.e.,

$$\begin{aligned} [\vartheta_s(x), \vartheta_{s'}(y)] &= \delta_{s,s'} i [2 \arctan[(x-y)/\alpha] - \pi(x-y)/\tilde{L}] \\ &\stackrel{\alpha \rightarrow 0}{=} \delta_{s,s'} i \pi [\text{sign}(x-y) - (x-y)/\tilde{L}] \quad \text{for } x, y \in [-\tilde{L}, \tilde{L}], \end{aligned} \quad (\text{A17})$$

where  $s, s' = \pm$ . We also introduce symmetric and antisymmetric combinations of the fields  $\theta_\gamma, \phi_\gamma$

$$\begin{aligned} \hat{\theta}_{\pm}(x) &= \frac{1}{\sqrt{2}}[\hat{k}_a \pm \hat{k}_b + \theta_a(x) \pm \theta_b(x)], \\ \phi_{\pm}(x) &= \frac{1}{\sqrt{2}}[\phi_a(x) \pm \phi_b(x)], \end{aligned} \quad (\text{A18})$$

where the operators  $\hat{k}_\gamma$  are absorbed by the fields  $\hat{\theta}_{\pm}$ . The final bosonized version of our theory will be expressed in terms of these fields. Importantly, the fields from the + and - sector commute as is evident from the previously discussed relations.

### 3. Bosonization of the Majorana Hamiltonian

a. *Free part*

The free part is given by the lattice model

$$H_0 = -t \sum_{\gamma=a,b} \sum_{j=1}^{L-1} \left[ (c_{\gamma,j}^\dagger c_{\gamma,j+1} + c_{\gamma,j+1}^\dagger c_{\gamma,j}) \right], \quad (\text{A19})$$

which exhibits a dispersion  $2t \cos(ka_0)$  for both species  $\gamma = a, b$  of fermions, where we introduced the lattice constant  $a_0$ . Assuming a filling fraction  $\nu$  such that  $k_F = \frac{\nu\pi}{a_0}$ , this can be seen as a lattice approximation to the continuum theory

$$\begin{aligned} H_0 &\sim v_F \sum_{\gamma=a,b} \int_0^{\tilde{L}} : \left[ \psi_{\gamma,R}^\dagger(x) (-i\partial_x) \psi_{\gamma,R}(x) + \psi_{\gamma,L}^\dagger(x) (i\partial_x) \psi_{\gamma,L}(x) \right] : dx \\ &= v_F \sum_{\gamma=a,b} \int_{-\tilde{L}}^{\tilde{L}} : \left[ \psi_{\gamma,R}^\dagger(x) (-i\partial_x) \psi_{\gamma,R}(x) \right] : dx, \end{aligned} \quad (\text{A20})$$

where  $: \dots :$  denotes normal-ordering w.r.t. the Fermi surface and  $v_F = 2ta_0 \sin(k_F a_0)$ . We assume that the continuum fields obey OBC in the sense of Eq. (A1) and set  $\tilde{L} = (L+1)a_0$ , which can be thought of as adding an additional site at each end of the lattice where the wave functions are zero. OBC justify the second line as an immediate consequence of Eq. (A4). Applying the standard bosonization procedure [70] to the  $2\tilde{L}$  periodic fields  $\psi_{\gamma,R}(x)$  yields

$$\begin{aligned} H_0 &\sim v_F \sum_{\gamma=a,b} \left[ \int_{-\tilde{L}}^{\tilde{L}} \frac{1}{2} : (\partial_x \vartheta_\gamma(x))^2 : \frac{dx}{2\pi} + \frac{\pi}{\tilde{L}} \frac{1}{2} \Delta N_\gamma (\Delta N_\gamma + 1) \right] \\ &= v_F \sum_{\gamma=a,b} \left[ \sum_{n>0} k_n b_{\gamma,n}^\dagger b_{\gamma,n} + \frac{\pi}{\tilde{L}} \frac{1}{2} \Delta N_\gamma (\Delta N_\gamma + 1) \right], \end{aligned} \quad (\text{A21})$$

where  $k_n = n\frac{\pi}{\tilde{L}}$ . The finite-size terms do not affect the physics in any relevant way and will vanish in the limit  $\tilde{L} \rightarrow \infty$ , so we neglect them in the following. The remaining part can be expressed through the fields from Eq. (A12) or Eq. (A18) as

$$\begin{aligned} H_0 &\stackrel{\tilde{L} \rightarrow \infty}{\sim} \frac{v_F}{2\pi} \sum_{\gamma=a,b} \int_0^{\tilde{L}} : [(\partial_x \theta_\gamma(x))^2 + (\partial_x \phi_\gamma(x))^2] : dx \\ &= \frac{v_F}{2\pi} \sum_{s=\pm} \int_0^{\tilde{L}} : \{[\partial_x \hat{\theta}_s(x)]^2 + [\partial_x \phi_s(x)]^2\} : dx. \end{aligned} \quad (\text{A22})$$

*b. Pair hopping*

The pair hopping Hamiltonian is

$$H_W = W \sum_{j=1}^{L-1} \left[ c_{a,j}^\dagger c_{a,j+1}^\dagger c_{b,j} c_{b,j+1} + \text{H.c.} \right] \quad (\text{A23})$$

and we start by deriving the associated fermionic continuum theory. To this end, we take the operators on the lattice to be continuum fields evaluated at discrete positions:  $c_{\gamma,j} = \sqrt{a_0} \psi_\gamma(ja_0)$ . The resulting expression is

$$H_W = W a_0^2 \sum_{j=1}^{L-1} \left[ \psi_a^\dagger[ja_0] \psi_a^\dagger[(j+1)a_0] \psi_b[ja_0] \psi_b[(j+1)a_0] + \text{H.c.} \right], \quad (\text{A24})$$

which we may write in terms of the L/R fields by using Eq. (A5). Then, terms with oscillating prefactors  $\propto e^{\pm 2ik_F ja_0}$  and  $e^{\pm 4ik_F ja_0}$  appear, whose contributions will integrate out from the long-wavelength effective theory, allowing us to neglect them [72]. At filling fraction  $\nu = \frac{1}{2}$  corresponding to  $k_F = \frac{\pi}{2a_0}$ , terms with the prefactor  $e^{\pm 4ik_F ja_0} = 1$  such as  $\psi_{a,R}^\dagger[ja_0] \psi_{b,L}[ja_0] \psi_{a,R}^\dagger[(j+1)a_0] \psi_{b,L}[(j+1)a_0]$  should be retained. Based on the bosonization analysis presented later on, we expect these interchain backscattering terms to prevent the formation of a Majorana phase at  $\nu = \frac{1}{2}$  in consistency with the numerical results of [55].

Keeping this in mind, we find

$$\begin{aligned} &\psi_a^\dagger[ja_0] \psi_a^\dagger[(j+1)a_0] \psi_b[ja_0] \psi_b[(j+1)a_0] \\ \sim &\left[ \psi_{a,R}^\dagger[ja_0] \psi_{a,R}^\dagger[(j+1)a_0] \psi_{b,R}[ja_0] \psi_{b,R}[(j+1)a_0] \right. \\ &+ \psi_{a,R}^\dagger[ja_0] \psi_{a,L}^\dagger[(j+1)a_0] \psi_{b,R}[ja_0] \psi_{b,L}[(j+1)a_0] \\ &+ e^{2ik_F a_0} \psi_{a,R}^\dagger[ja_0] \psi_{a,L}^\dagger[(j+1)a_0] \psi_{b,L}[ja_0] \psi_{b,R}[(j+1)a_0] \\ &+ e^{-2ik_F a_0} \psi_{a,L}^\dagger[ja_0] \psi_{a,R}^\dagger[(j+1)a_0] \psi_{b,R}[ja_0] \psi_{b,L}[(j+1)a_0] \\ &+ \psi_{a,L}^\dagger[ja_0] \psi_{a,R}^\dagger[(j+1)a_0] \psi_{b,L}[ja_0] \psi_{b,R}[(j+1)a_0] \\ &\left. + \psi_{a,L}^\dagger[ja_0] \psi_{a,L}^\dagger[(j+1)a_0] \psi_{b,L}[ja_0] \psi_{b,L}[(j+1)a_0] \right]. \end{aligned} \quad (\text{A25})$$

This expression contains hopping terms such as  $\psi_{a,R}^\dagger[ja_0] \psi_{a,R}^\dagger[(j+1)a_0] \psi_{b,R}[ja_0] \psi_{b,R}[(j+1)a_0]$ , which will be suppressed by the Pauli principle in the continuum limit. We thus neglect the first and last term of the previous expression. Moving forward, we note that all the fields appearing in the remaining terms such as  $\psi_{a,R}^\dagger[ja_0] \psi_{a,L}^\dagger[(j+1)a_0] \psi_{b,R}[ja_0] \psi_{b,L}[(j+1)a_0]$  simply anticommute with one another, so the whole expression is already normal-ordered and there is no need for regularization / point splitting later on. Hence, we may neglect the differences of  $a_0$  in the spatial arguments of the fields and arrive at the fermionic continuum theory corresponding to Eq. (A24):

$$H_W \sim 2W a_0 [1 - \cos(k_F a_0)] \int_0^{\tilde{L}} \left[ \psi_{a,R}^\dagger(x) \psi_{a,L}^\dagger(x) \psi_{b,R}(x) \psi_{b,L}(x) + \text{H.c.} \right] dx. \quad (\text{A26})$$

Using Eq. (A4) and the bosonization identity Eq. (A6) yields

$$\begin{aligned}
& \psi_{a,R}^\dagger(x)\psi_{a,L}^\dagger(x)\psi_{b,R}(x)\psi_{b,L}(x) = -\psi_{a,R}^\dagger(x)\psi_{b,R}(x)\psi_{a,R}^\dagger(-x)\psi_{b,R}(-x) \\
& = -\frac{1}{(2\pi\alpha)^2} e^{-i\vartheta_a(x)} e^{-i\frac{\pi}{L}\Delta N_a x} e^{-i\hat{k}_a(-1)^{N_a} e^{i\frac{\pi}{L}\Delta N_b x} e^{i\vartheta_b(x)}} \\
& \quad \times e^{-i\vartheta_a(-x)} e^{i\frac{\pi}{L}\Delta N_a x} e^{-i\hat{k}_a(-1)^{N_a} e^{i\frac{\pi}{L}\Delta N_b x} e^{i\vartheta_b(-x)}} \\
& = e^{-i\frac{\pi}{L}\Delta N_a x} e^{i\frac{\pi}{L}(\Delta N_b+1)x} e^{i\frac{\pi}{L}(\Delta N_a-1)x} e^{-i\frac{\pi}{L}(\Delta N_b+2)x} \frac{1}{(2\pi\alpha)^2} e^{-i\vartheta_a(x)} e^{-i\hat{k}_a} e^{i\hat{k}_b} e^{i\vartheta_b(x)} \\
& \quad \times e^{-i\vartheta_a(-x)} e^{-i\hat{k}_a} e^{i\hat{k}_b} e^{i\vartheta_b(-x)} \\
& = e^{-i2\pi x/\tilde{L}} \frac{1}{(2\pi\alpha)^2} e^{-i[\hat{k}_a+\vartheta_a(x)-\hat{k}_b-\vartheta_b(x)]} e^{-i[\hat{k}_a+\vartheta_a(-x)-\hat{k}_b-\vartheta_b(-x)]} \\
& = e^{-i2\pi x/\tilde{L}} \frac{1}{(2\pi\alpha)^2} e^{-i[\hat{k}_a-\hat{k}_b+\sqrt{2}\vartheta_-(x)]} e^{-i[\hat{k}_a-\hat{k}_b+\sqrt{2}\vartheta_-(-x)]}. \tag{A27}
\end{aligned}$$

Remember that the operators  $\hat{k}_\gamma$  commute with the fields  $\vartheta$ . If  $[X, [X, Y]] = 0$  and  $[Y, [X, Y]] = 0$ , the Baker-Campbell-Hausdorff (BCH) identity  $e^X e^Y = e^{X+Y} e^{[X, Y]/2}$  holds, and we may use the commutator Eq. (A17) to write

$$\begin{aligned}
e^{-i\sqrt{2}\vartheta_-(x)} e^{-i\sqrt{2}\vartheta_-(-x)} & = e^{-i\sqrt{2}[\vartheta_-(x)+\vartheta_-(-x)]} e^{-[\vartheta_-(x), \vartheta_-(-x)]} \\
& = e^{-i\sqrt{2}[\vartheta_-(x)+\vartheta_-(-x)]} e^{-i\pi[1-2x/\tilde{L}]} = -e^{-i\sqrt{2}[\vartheta_-(x)+\vartheta_-(-x)]} e^{i2\pi x/\tilde{L}} \tag{A28}
\end{aligned}$$

The phase factor  $e^{i2\pi x/\tilde{L}}$  precisely cancels the one from the penultimate equation. We arrive at

$$\psi_{a,R}^\dagger(x)\psi_{a,L}^\dagger(x)\psi_{b,R}(x)\psi_{b,L}(x) = -\frac{1}{(2\pi\alpha)^2} e^{-i\sqrt{2}[\sqrt{2}(\hat{k}_a-\hat{k}_b)+\vartheta_-(x)+\vartheta_-(-x)]} \tag{A29}$$

Using Eq. (A12), Eq. (A16), and Eq. (A18) leads to the final expression

$$H_W \sim \frac{4[\cos(2k_F a_0) - 1] W a_0}{(2\pi\alpha)^2} \int_0^{\tilde{L}} \cos(\sqrt{8}\hat{\theta}_-) dx. \tag{A30}$$

#### 4. Bosonization of flux hopping

The lattice Hamiltonian

$$H_\phi = r \sum_{j=1}^L \left[ e^{2\pi i\phi j} c_{a,j}^\dagger c_{b,j} + e^{-2\pi i\phi j} c_{b,j}^\dagger c_{a,j} \right], \tag{A31}$$

is mapped to a continuum fermionic theory in the same way as before:

$$H_\phi \sim r \int_0^{\tilde{L}} \left\{ e^{2\pi i\phi x/a_0} \left[ \psi_{R,a}^\dagger(x)\psi_{R,b}(x) + \psi_{L,a}^\dagger(x)\psi_{L,b}(x) + e^{-2ik_F x} \psi_{R,a}^\dagger(x)\psi_{L,b}(x) + e^{2ik_F x} \psi_{L,a}^\dagger(x)\psi_{R,b}(x) \right] + \text{H.c.} \right\} dx. \tag{A32}$$

In general, the oscillating prefactors will suppress this term from the effective low-energy theory. At  $\phi = 0$ , the FS terms survive, while at  $\phi = \pm\nu$ , one of the BS terms will make an impact because  $2\pi\phi$  exactly cancels  $2k_F = \frac{2\pi\nu}{a_0}$ .

##### a. Bosonization for $\phi = 0$

At  $\phi = 0$ , Eq. (A32) reduces to regular FS. We apply the bosonization identity Eq. (A6) to find

$$\begin{aligned}
\left[ \psi_{R,a}^\dagger(x)\psi_{R,b}(x) + \text{H.c.} \right] & = \frac{1}{2\pi\alpha} \left[ e^{-i\vartheta_a(x)} e^{-i\frac{\pi}{L}\Delta N_a x} e^{-i\hat{k}_a(-1)^{N_a} e^{i\frac{\pi}{L}(\Delta N_b+1)x} e^{i\hat{k}_b} e^{i\vartheta_b(x)}} \right. \\
& \quad \left. + e^{-i\vartheta_b(x)} e^{-i\frac{\pi}{L}\Delta N_b x} e^{-i\hat{k}_b(-1)^{N_a} e^{i\frac{\pi}{L}(\Delta N_a+1)x} e^{i\hat{k}_a} e^{i\vartheta_a(x)}} \right] \\
& = \frac{1}{2\pi\alpha} (-1)^{N_a} \left[ e^{i\frac{\pi}{L}(N_b-N_a+1)x} e^{i[\hat{k}_a-\hat{k}_b+\sqrt{2}\vartheta_-(x)]} - \text{H.c.} \right] \tag{A33}
\end{aligned}$$

and similarly

$$\left[ \psi_{L,a}^\dagger(x) \psi_{L,b}(x) + \text{H.c.} \right] = \left[ \psi_{R,a}^\dagger(-x) \psi_{R,b}(-x) + \text{H.c.} \right] = \frac{1}{2\pi\alpha} (-1)^{N_a} \left[ e^{-i\frac{\pi}{L}(N_b - N_a + 1)x} e^{i[\hat{k}_a - \hat{k}_b + \sqrt{2}\vartheta_-( -x)]} - \text{H.c.} \right]. \quad (\text{A34})$$

Given the relations between the various fields, it is readily seen that

$$\hat{k}_a - \hat{k}_b + \sqrt{2}\vartheta_-(\pm x) = \sqrt{2}\hat{\theta}_-(x) \pm \sqrt{2}\phi_-(x), \quad (\text{A35})$$

which leads to the bosonized expression stated in the main text

$$H_{\phi=0} \sim r \frac{(-1)^{N_a}}{2\pi\alpha} \int_0^{\tilde{L}} \left[ e^{i\frac{\pi}{L}(N_b - N_a + 1)x} e^{i\sqrt{2}[\hat{\theta}_-(x) + \phi_-(x)]} + e^{-i\frac{\pi}{L}(N_b - N_a + 1)x} e^{i\sqrt{2}[\hat{\theta}_-(x) - \phi_-(x)]} - \text{H.c.} \right] dx. \quad (\text{A36})$$

In the main text, we argue that the relative minus sign arising from the finite size term  $\pi(N_b - N_a + 1)x/(\tilde{L})$  will cancel contributions to the GS splitting from the left and right end. While this is more of a qualitative argument, the cancellation can be shown on an exact level by considering that in addition to parity symmetry, the Hamiltonian  $H_0 + H_W$  is also invariant under the action of the unitary inversion symmetry  $U_I$  defined by

$$U_I c_{\gamma,j} U_I^\dagger = c_{\gamma,N-j+1}, \quad U_I c_{\gamma,j}^\dagger U_I^\dagger = c_{\gamma,N-j+1}^\dagger. \quad (\text{A37})$$

This is nothing but a mirroring at the center of the chain.  $U_I$  squares to one, which restricts the possible eigenvalues to  $\pm 1$ , and commutes with  $P_a$ , so the two GS  $|P_a = \pm 1\rangle$  are also eigenstates of  $U_I$ . To determine the relative contribution of fluxless hoppings to the GS splitting from the left and right end, we consider a collection of hoppings located on the left side of the chain and denote it by  $H_{\phi=0}^L$ . Inversion symmetry maps this to the mirrored set of hoppings on the opposite side:  $U_I H_{\phi=0}^L U_I^\dagger = H_{\phi=0}^R$ . At small enough hopping amplitude  $r$ , it is sufficient to take into account the matrix elements between the two GS to determine the splitting as the antisymmetric sector exhibits a large excitation gap. Since the operators will change the parity, we only need to look at the matrix element

$$\langle P_a = 1 | H_{\phi=0}^R | P_a = -1 \rangle = \langle P_a = 1 | U_I H_{\phi=0}^L U_I^\dagger | P_a = -1 \rangle = u_{I,+} u_{I,-} \langle P_a = 1 | H_{\phi=0}^L | P_a = -1 \rangle. \quad (\text{A38})$$

Here,  $u_{I,\pm}$  denotes the eigenvalue of  $U_I$  associated with the positive or negative parity eigenstate  $U_I |P_a = \pm 1\rangle = u_{I,\pm} |P_a = \pm 1\rangle$ . Depending on whether these eigenvalues have the same or opposite signs, the contributions from the left and right end will either amplify or cancel exactly. The relative sign that we derive from the field-theoretical analysis suggests that  $u_{I,\pm}$  will have opposite sign for even  $N_{\text{tot}}$  and same sign for odd  $N_{\text{tot}}$  in consistency with numerical data.

### b. Bosonization for $\phi = \nu$

We derive the bosonization of Eq. (A31) for  $\phi = \nu$  here, the case of  $\phi = -\nu$  can be treated on similar footing. Applying Eq. (A6) to the BS term appearing in Eq. (A32) yields

$$\begin{aligned} & \left[ \psi_{R,a}^\dagger(x) \psi_{L,b}(x) + \psi_{L,b}^\dagger(x) \psi_{R,a}(x) + \text{H.c.} \right] = - \left[ \psi_{R,a}^\dagger(x) \psi_{R,b}(-x) + \psi_{R,b}^\dagger(-x) \psi_{R,a}(x) + \text{H.c.} \right] \\ & = - \left[ e^{-i\vartheta_a(x)} e^{-i\frac{\pi}{L}\Delta N_a x} e^{-i\hat{k}_a} \frac{(-1)^{N_a}}{2\pi\alpha} e^{-i\frac{\pi}{L}(\Delta N_b + 1)x} e^{i\hat{k}_b} e^{i\vartheta_b(-x)} + \text{H.c.} \right] \\ & = \frac{(-1)^{N_a}}{2\pi\alpha} \left[ e^{-i\frac{\pi}{L}(\Delta N_a + \Delta N_b + 1)x} e^{-i[\hat{k}_a - \hat{k}_b + \vartheta_a(x) - \vartheta_b(-x)]} - \text{H.c.} \right] \end{aligned} \quad (\text{A39})$$

We have  $\vartheta_a(x) - \vartheta_b(-x) = [\phi_a(x) + \phi_b(x) + \theta_a(x) - \theta_b(x)]$ . Keeping in mind that the fields from the symmetric and antisymmetric sector commute and that all operators without hat commute with the particle numbers, we write

$$\left[ \psi_{R,a}^\dagger(x) \psi_{L,b}(x) + \psi_{L,b}^\dagger(x) \psi_{R,a}(x) + \text{H.c.} \right] = \frac{(-1)^{N_a}}{2\pi\alpha} \left[ e^{-i[\frac{\pi}{L}(\Delta N_a + \Delta N_b + 1)x + \sqrt{2}\phi_+(x)]} e^{-i\sqrt{2}\hat{\theta}_-(x)} - \text{H.c.} \right]. \quad (\text{A40})$$

Because  $e^{\pm i(k_a - k_b)}$  does not change the total particle number,  $\Delta N_a + \Delta N_b$  commutes with  $e^{\pm i\sqrt{2}\hat{\theta}_-(x)}$ , allowing us to write

$$H_{\phi=\nu} \sim \frac{-ir(-1)^{N_a}}{\pi\alpha} \int_0^{\tilde{L}} \left\{ \sin \left[ \frac{\pi}{\tilde{L}} (\Delta N_a + \Delta N_b + 1)x + \sqrt{2}\phi_+(x) \right] \cos \left[ \sqrt{2}\hat{\theta}_-(x) \right] + \cos \left[ \frac{\pi}{\tilde{L}} (\Delta N_a + \Delta N_b + 1)x + \sqrt{2}\phi_+(x) \right] \sin \left[ \sqrt{2}\hat{\theta}_-(x) \right] \right\} dx. \quad (\text{A41})$$

We have  $k_F = \frac{\nu\pi}{a_0}$  and  $\tilde{L} = (L+1)a_0$ , so the finite-size term is  $\Delta N_a + \Delta N_b = N_a + N_b - 2k_F\tilde{L}/\pi = N_{\text{tot}} - 2\nu(L+1)$ , which yields the expression stated in the main text.

To conclude this section, we argue why  $H_{\phi=\nu}$  will always lift the finite-size gap based on a mean-field treatment. The bosonized version of the base model decouples into a symmetric and an antisymmetric sector, i.e.,  $H_0 + H_W \sim H_+ \otimes \mathbb{I}_- + \mathbb{I}_+ \otimes H_-$ , such that the eigenstates can be thought of as tensor products  $|\psi\rangle_+ \otimes |\psi'\rangle_-$  of  $H_+$  and  $H_-$  eigenstates. In the antisymmetric sector, there are two degenerate GS  $|\theta_1\rangle_-$  and  $|\theta_2\rangle_-$  separated from the rest by a large gap, allowing us to restrict the antisymmetric sector to these two states in the spirit of degenerate perturbation theory. At negative  $W$ , the (Hermitian!) term  $i(-1)^{N_a} \cos \left[ \sqrt{2}\hat{\theta}_-(x) \right]$  is zero in this restricted subspace, while  $i(-1)^{N_a} \sin \left[ \sqrt{2}\hat{\theta}_-(x) \right]$  has some non-trivial action ( $\sin \left[ \sqrt{2}\hat{\theta}_-(x) \right]$  yields  $\pm 1$  when applied to the states  $|\theta_1\rangle_-$ ,  $|\theta_2\rangle_-$ , while  $(-1)^{N_a}$  exchanges them). After diagonalizing this operator in the two-state space, the Hilbert space further decouples into states of the form  $|\psi\rangle_+ \otimes |\Gamma_+\rangle_-$  and  $|\psi\rangle_+ \otimes |\Gamma_-\rangle_-$ , where  $\Gamma_{\pm}$  denotes the eigenvalue of  $i(-1)^{N_a} \cos \left[ \sqrt{2}\hat{\theta}_-(x) \right]$ . In these two subspaces, we are left with the Sine-Gordon theory

$$\frac{v_F}{2\pi} \int_0^{\tilde{L}} \left\{ [\partial_x \hat{\theta}_+(x)]^2 + [\partial_x \phi_+(x)]^2 \right\} dx - \frac{r\Gamma_{\pm}}{\pi\alpha} \int_0^{\tilde{L}} \cos \left[ \sqrt{2}\phi_+(x) \right] dx, \quad (\text{A42})$$

for which standard RG-flow equations indicate the formation of a massive phase for any value of  $r$  [72], in consistency with numerical data. The same line of reasoning applies to the case  $W > 0$ .

## Appendix B: Critical state preparation with a spatially inhomogeneous ramp

Spatially inhomogeneous ramps of the mass term have also been proposed in the literature as a way to achieve optimal (i.e.,  $\propto 1/L$ ) scaling of the preparation time  $t_{\text{tot}}$  [64, 65]. However, in the present case, we find that the homogeneous ramp with a power  $p$  adjusted to system size significantly outperforms the inhomogeneous ramp approach. Concretely, we implement a procedure oriented on Ref. [65], but with the generalization to multiple critical fronts that propagate in space with a velocity  $v_r$ . For this, we introduce the ramp function

$$\epsilon(u) = \mathbb{1}_{(-\infty, \pi/2]}(u) + 0.5[1 - \sin(u)]\mathbb{1}_{(-\pi/2, \pi/2]}(u), \quad (\text{B1})$$

and the auxiliary function

$$u(x, t) = \min_{l=1, \dots, n_r} \alpha [vt - |x - x_l| - d/2], \quad (\text{B2})$$

where  $x_l = 1 + \Delta_{n_r}(2l - 1)$  is the starting position of the  $l$ th front, the spacing is  $\Delta_{n_r} = (L - 1)/(2n_r)$ , and the offset is  $d = \pi/\alpha$ . The composition  $\epsilon(u(x, t))$  describes  $n_r$  fronts starting at evenly spaced points on the interval  $[1, L]$  and propagating at velocity  $v$  through the system. The parameter  $\alpha$  controls the smoothness of the ramp by smearing out each front over the distance  $d$ .

We then consider the flux-hopping Hamiltonian with spatially varying and time-dependent amplitudes

$$H_{\phi}(t) = \sum_{j=1}^L r_j(t) \left[ e^{2\pi i\phi_j} c_{a,j}^{\dagger} c_{b,j} + e^{-2\pi i\phi_j} c_{b,j}^{\dagger} c_{a,j} \right] \quad (\text{B3})$$

and set their time-dependence to  $r_j(t) = r(j, t)$  by introducing the function

$$r(x, t) = r_0\epsilon(u(x, t)). \quad (\text{B4})$$



Other than that, we still work at an exact filling fraction of  $\nu = 1/3$  and set  $\phi = \nu = 1/3$ . At  $t = 0$ , all couplings are set to  $r_j = r_0$ , which we put to  $r_0 = 0.1$ , thereby starting at the beginning of stage three of Eq. (4). We illustrate the ramp function at two different times in Fig. 7a for  $n_r = 2$  fronts, velocity  $v_{n_r=2} = 0.1$ , smoothness parameter  $\alpha = 1/4$ , and a system size of  $L = 48$ . The relation between the time  $t_{\text{tot}}$  to complete the protocol in the sense of arriving at  $r_j(t_{\text{tot}} = 0) \forall j$  and the ramp velocity  $v_r$  is

$$t_{\text{tot}} = \left[ d + \frac{L-1}{2n_r} \right] \frac{1}{v_{n_r}} \Leftrightarrow v_{n_r} = \left[ d + \frac{L-1}{2n_r} \right] \frac{1}{t_{\text{tot}}}, \quad (\text{B5})$$

where the constant offset is due to the finite width  $d = \pi/\alpha$  of the critical front.

We conduct MPSTE simulations to compare this approach against the strategy of a global ramp with a power law  $p(L)$  adjusted to system size that we present in the main text. In general, we find that a smoothness  $\alpha \lesssim 1/4$  is sufficient for adiabatic preparation. However, contrary to the claims of [64], the ramp speed  $v_r$  has to be adapted to system size to keep the time evolution adiabatic when starting only a single front, corresponding to  $n_r = 1$ . While we find that this can be countered to some degree by starting multiple fronts for larger systems, the strategies presented in the main text outperform this procedure in either case for the investigated system sizes, with a clear trend of the advantage to increase with system size. Concretely, we present data for system sizes  $L = 24$ ,  $L = 48$ , and  $L = 72$  in Fig. 7b to Fig. 7d for the case of  $n_r = 1$  (similar to the study in [64]) and an increasing value of  $n_r$ .

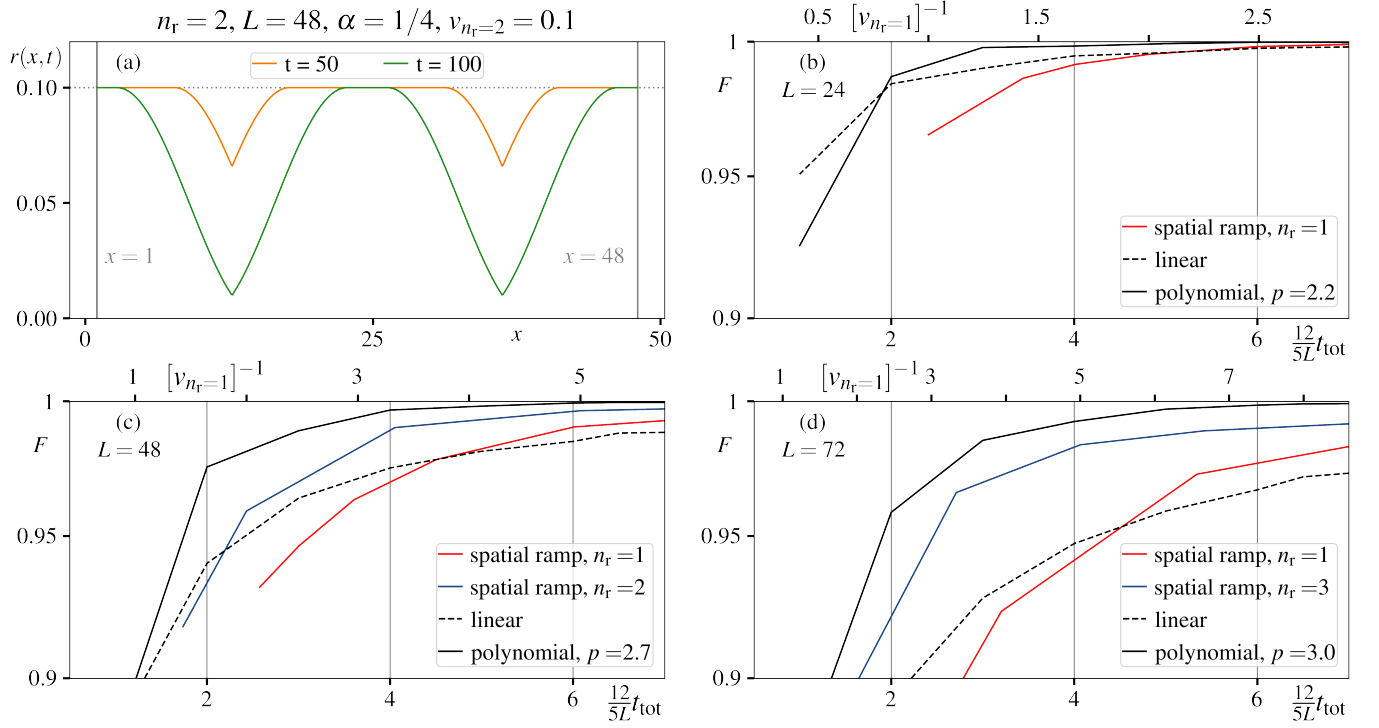


FIG. 7. (a) Illustration of the ramp function  $r(x,t)$  as per Eq. (B4) for a system size of  $L = 48$ , with  $r_0 = 0.1$ ,  $v_{n_r=2} = 0.1$ ,  $\alpha = 1/4$ , and  $n_r = 2$  at times  $t = 50$  and  $t = 100$ . (b) GS fidelity  $F$  after adiabatic evolution with the inhomogeneous ramp for  $n_r = 1$ ,  $\alpha = 1/4$  as a function of preparation time  $t_{\text{tot}}$  for a system of size  $L = 24$  at filling  $\nu = 1/3$  with the time axis rescaled proportional to system size by  $12/(5L)$ . Other Parameters are  $t = 1$ ,  $W = -1.8$ , and  $\phi = 1/3$ . Additionally, the reciprocal  $[v_{n_r=1}]^{-1}$  of the corresponding ramp velocity as per Eq. (B5) is indicated on the upper axis. For comparison, the fidelity curves of the global ramp protocol discussed in the main text (cf. Fig. (3)) are also shown in black. (c) Similar data for a system size of  $L = 48$  at filling  $\nu = 1/3$ . We present data for a single front  $n_r = 1$  (red line) and two fronts  $n_r = 2$  (blue line) in comparison to the data from the global ramp. The reciprocal velocity associated to the  $n_r = 1$  case is again indicated on the upper axis. (d) Similar to (c), but for  $L = 72$  at filling  $\nu = 1/3$  and with the blue line representing the fidelity for  $n_r = 3$  critical fronts.