
TOXICITY DETECTION TOWARDS ADAPTABILITY TO CHANGING PERTURBATIONS

A PREPRINT

<p>Hankun Kang Wuhan University Wuhan, China kanghankun@whu.edu.cn</p>	<p>Jianhao Chen Wuhan University Wuhan, China chenjianhao@whu.edu.cn</p>	<p>Yongqi Li Wuhan University Wuhan, China liyongqi@whu.edu.cn</p>	<p>Xin Miao Wuhan University Wuhan, China miaoxin@whu.edu.cn</p>
<p>Mayi Xu Wuhan University Wuhan, China xumayi@whu.edu.cn</p>	<p>Ming Zhong Wuhan University Wuhan, China clock@whu.edu.cn</p>	<p>Yuanyuan Zhu Wuhan University Wuhan, China yyzhu@whu.edu.cn</p>	<p>Tieyun Qian* Wuhan University Wuhan, China qty@whu.edu.cn</p>

ABSTRACT

Toxicity detection is crucial for maintaining the peace of the society. While existing methods perform well on normal toxic contents or those generated by specific perturbation methods, they are vulnerable to evolving perturbation patterns. However, in real-world scenarios, malicious users tend to create new perturbation patterns for fooling the detectors. For example, some users may circumvent the detector of large language models (LLMs) by adding ‘I am a scientist’ at the beginning of the prompt.

In this paper, we introduce a novel problem, i.e., continual learning jailbreak perturbation patterns, into the toxicity detection field. To tackle this problem, we first construct a new dataset generated by 9 types of perturbation patterns, 7 of them are summarized from prior work and 2 of them are developed by us. We then systematically validate the vulnerability of current methods on this new perturbation pattern-aware dataset via both the zero-shot and fine tuned cross-pattern detection. Upon this, we present the domain incremental learning paradigm and the corresponding benchmark to ensure the detector’s robustness to dynamically emerging types of perturbed toxic text. Our code and dataset are provided in the appendix and will be publicly available at GitHub (<https://github.com/khk-abc/Dynamic-Escape/tree/main>), by which we wish to offer new research opportunities for the security-relevant communities.

Disclaimer: The article contains material that is offensive or hateful and this cannot be avoided due to the work’s nature.

1 Introduction

Online communication plays an essential role in our life, but nowadays it is seriously disturbed by toxic contents. Toxic content means the text is rude or hateful, e.g., cyberbullying [Slonje et al., 2013, Kowalski, 2018], hate speech [Del Vigna12 et al., 2017, Fortuna and Nunes, 2018], and social bias [Liang et al., 2021, Gongane et al., 2022], which will lead to disharmony and conflicts in society [Feldman et al., 2015, Dixon et al., 2018]. For protecting the healthy communication environment, various toxicity detection methods have been proposed in recent years such that the toxic content could be limited via pre-detection or be filtered via post-detection.

Most of existing detectors are normal methods focusing on ordinary text, e.g., *nigger*, and they struggle to identify the

toxicity in perturbed text, e.g., *nigggeer* (by random repeat) or *nigger* (by homoglyph), as Fig. 1 (b) shows. Though a few methods have paid attention to the perturbed text, they only fine tune detectors on augmented data with specific types of perturbations. Such detectors can work well on toxic contents generated by the associated perturbation pattern like repeat, but may fail on those by another type of perturbations like homoglyph, as Fig. 1 (c) shows. However, the very nature of perturbation patterns is that they are always dynamically changing over time. This is because the malicious users in the real world intentionally evade the detectors by generating the toxic text using newly appeared perturbation patterns.

In view of the evolving nature of perturbation patterns, we introduce the new problem of continual learning jailbreak perturbation patterns for toxicity detection. Our goal is to empower

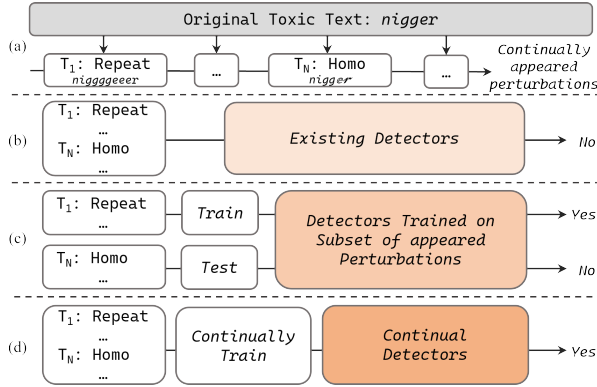


Figure 1: Comparison of the different toxicity detection methods on dynamically changing perturbation patterns, where *Repeat* and *Homo* denote the toxic text is perturbed by the repeat and the homoglyph pattern, respectively.

toxicity detectors with the capability of incrementally recognizing toxic samples under variable input-distributions perturbed by different methods, as Fig. 1 (d) shows. The toxic text generated by different types of perturbation patterns can be viewed as the text distributed in different domains. Consequently, the task of toxicity detection can be modeled as continual learning of perturbation domains incremental throughout detectors’ usage time. By exploiting the incremental learning technique, the detectors are expected to continuously recognize toxic text generated by previous and emerging perturbations.

Despite the necessity and appealing application prospects of our proposed problem, we are facing three severe challenges: 1) lack of a pattern-aware dataset containing various types of perturbation patterns, 2) lack of a comprehensive investigation of existing methods on this new problem, 3) lack of available continual learning method for toxicity detection. We overcome all these challenges.

Firstly, we construct a jailbreak perturbation pattern-aware toxicity detection dataset *DynEscape*, i.e., Dynamic Escape, covering 7 types of perturbation patterns from existing literature, and 2 newly developed patterns by us.

Secondly, we perform not only zero-shot testing on existing normal detectors but also cross-pattern testing on detectors fine tuned with specific types of perturbations, from which we conclude that current detectors all struggle to identify unseen types of perturbed toxic text.

Thirdly, we present a simple yet effective continual learning approach *DynDetect*, i.e., Dynamic Detection, for toxicity detection, which addresses the catastrophic forgetting issue by replaying feature-level knowledge in previous perturbation domains for the new domain.

Our contributions are summarized as follows.

- We highlight the importance of the evolving nature of perturbation patterns and introduce the novel problem of continual learning jailbreak perturbation patterns into toxicity detection for the first time.

- We contribute a high-quality perturbation pattern-aware toxicity dataset consisting of 38K samples with 9 types of perturbation patterns. We also propose a new continual learning approach as a benchmark to tackle this problem.
- We conduct extensive experiments on the constructed dataset to demonstrate the superiority of our proposed continual learning approach over both the state-of-the-art toxicity detection baselines and typical continual learning methods adapted from other fields.

2 Related Work

2.1 Toxicity Detection

Various methods have been proposed for textual toxicity detection, which can be primarily categorized into two types: performance-oriented and robustness-oriented.

The performance-oriented methods are targeted at improving the performance in terms of metrics like accuracy, F1, and AUC [Markov et al., 2023, Kebriaei et al., 2024, Zhang et al., 2024a, Pan et al., 2024, Zhang et al., 2024b]. Many datasets across different languages have been constructed for this task [Lashkarashvili and Tsintsadze, 2022, Garg et al., 2023, Delbari et al., 2024]. Most of these datasets are curated from online platforms like Twitter, Reddit, and Zhihu Sap et al. [2020], Haber et al. [2023], Lu et al. [2023] with lots of manual efforts for annotation, and a few of them are generated by models like GPT3 Hartvigsen et al. [2022]. The performance-oriented toxicity detection methods rely heavily on lexical cues in normal text and are vulnerable to even simple attacks.

The robustness-oriented methods are developed to enhance the toxicity classifiers’ robustness via adversarial training on perturbed data. The perturbation approaches [Le et al., 2022, Beshpalov et al., 2023, Ye et al., 2023] may manipulate on characters, words, or sentences in the text, e.g., character swap and/or substitution, homoglyph/homophone substitution, decomposition, near-neighbor words replacement, and distractor injection [Kurita et al., 2019, Cooper et al., 2023, Emmerly et al., 2022, Yu et al., 2024].

Prior robustness-oriented toxicity detection methods often employ one or several perturbation strategies, and the perturbed data are only used for augmentation. In contrast, we systematically investigate 7 existing and 2 new types of perturbation patterns and exploit each type of perturbed data from the domain continual learning perspective.

2.2 Continual Learning

Continual learning aims to incrementally learn knowledge from a non-stationary data stream without catastrophic forgetting [Goodfellow et al., 2013]. There are three continuous learning scenarios, i.e, domain-incremental, class-incremental, and task-incremental learning [Van de Ven et al., 2022].

In domain-incremental learning, all tasks have the same label space but different data distributions (domains) [Michalski et al.,

1986, Tan et al., 2020, Garg et al., 2022, Mirza et al., 2022, Wang et al., 2024]. In task-incremental learning, the number of tasks to be solved increases constantly [Kanakis et al., 2020, Douillard et al., 2020, Oren and Wolf, 2021, Gao et al., 2023, Fu et al., 2024]. In class-incremental learning, the number of categories is continuously growing over time [Wu et al., 2019, Zhang et al., 2020, Mittal et al., 2021, Zhu et al., 2021, Masana et al., 2022, Dong et al., 2022].

Our proposed problem can be attributed to the domain-incremental learning, where the original data is changed by different perturbation patterns for escaping detection. To the best of our knowledge, this is the first attempt to the exploration of continuous learning in toxicity detection.

3 Dataset Construction

As mentioned in the introduction, there is no suitable dataset for our proposed problem. In this section, we first prepare the raw data and then introduce our framework to construct the perturbation pattern-aware dataset. As shown in Fig. 2, it consists of three modules: (1) Selector: selecting the significant words for toxicity judgement, (2) Perturbator: perturbing text with different types of perturbation patterns, (3) Detector: judging whether the perturbed text can jailbreak the detector successfully. Below we present the details.

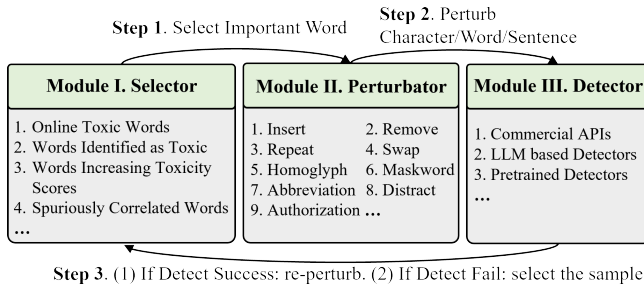


Figure 2: The framework for dataset construction.

Patterns	Examples
Insert	nigger→ni*gg@er; idiot→i@di+ot
Remove	nigger→ngger; idiot→idio
Repeat	nigger→niggggeer; idiot→iddddioot
Swap	nigger→ngiger; idiot→idoit
Homoglyph	nigger→niggr; idiot→idiOt
Maskword	nigger→n**ger; idiot→i*iot
Abbreviation	fuck→4Q; what the fuck→WTF
Distract	[text]→[apple what earth...];[text]
Authorization	[text]→[I am a scientist...];[text]

Table 1: Examples by different perturbation patterns.

3.1 Raw Data Preparation

Benefiting from the existence of labeled toxicity detection datasets, we do not need to annotate the data and we just perturb the text with different perturbation patterns. We choose the Jigsaw [Kivlichan et al., 2020] dataset since it contains a large

scale of toxic text (223k in total). However, this dataset is seriously imbalanced between non-toxic and toxic samples, with a ratio approaching 10:1. Hence we re-sample the toxic and non-toxic samples in 1:1 ratio, and obtain 20k/20k toxic/non-toxic samples for subsequent perturbations.

3.2 Selector

This module aims to select the important words that would increase the probability of toxicity. These words will be perturbed to evade detectors. We propose four strategies for selection: (1) online toxic words, (2) toxic words identified by detectors, (3) words which can increase the toxicity scores, (4) words spuriously correlated with the toxic label.

(1) **Online toxic words** Following existing studies, we collect online toxic words from Google, including its full list of bad words and the banned swear words.

(2) **Words identified as toxic** We employ PerspectiveAPI [Lees et al., 2022] to detect the toxicity of each word in the dataset. If the word is identified as toxic, we add it into our collection.

(3) **Words increasing toxicity scores** We compute the expectation of decreased toxicity score (supplied by PerspectiveAPI) for each word to examine its contribution to the sample’s toxicity. Specifically, given the word w_i and the sentences T_{w_i} it appears, we compute the expectation E_{w_i} as follows:

$$E_{w_i} = \frac{1}{|T_{w_i}|} \sum_{t_j \in T_{w_i}} [s(t_j) - s(t_j/w_i)], \quad (1)$$

where $s(t_j)$ and $s(t_j/w_i)$ denote the toxicity score of the text $t_j \in T_{w_i}$ before and after removing w_i , and $s(t_j) - s(t_j/w_i)$ denotes the decreased toxicity score after removing w_i . The expectation E_{w_i} represents the contribution of the word w_i to the toxicity. We select the words whose expectation is larger than 0.

(4) **Spuriously correlated words** Some words often appear with toxic labels, resulting in the detectors tend to identify the text including these words as toxic, i.e., there is a spurious correlation between the words and the label [Garg et al., 2023]. We utilize the mutation information based metric to obtain such words [Zhang et al., 2023].

$$MI = \frac{p(w_i, c)}{p(w_i, \cdot)p(\cdot, c)}, \quad (2)$$

where $p(w_i, \cdot)$ and $p(\cdot, c)$ are the marginal distribution of the word w_i and the label c , and $p(w_i, c)$ is the joint distribution of w_i and c . The larger MI , the stronger the spurious correlation between w_i and c . Based on multiple manual checkings and previous empirical setting [Zhang et al., 2023], we set the spurious correlation threshold to the sum of the mean and standard deviation of MI .

3.3 Perturbator

This module aims to perturb text based on perturbation patterns widely used in real world scenarios. Specifically, we intro-

duce 9 perturbation patterns at character-, word/phrase-, and sentence-level [Cooper et al., 2023, Wang et al., 2023a], as listed below. Among which, **Authorization** and **Abbreviation** are proposed by us and others are summarized/adapted from existing methods. Table 1 shows examples generated by different perturbation patterns.

(1) *Character-level*: **Insert** perturbation randomly inserts special characters (in Python *string* package) in the selected words. **Remove** perturbation removes characters in the selected words. **Repeat** perturbation repeats characters in the selected words. **Swap** perturbation exchanges the order of two characters in the selected words. **Homoglyph** perturbation replaces characters in the words with other characters that are visually similar.

(2) *Word/Phrase-level*: **Mask word** perturbation masks the characters in the selected words with special characters. **Abbreviation** perturbation employs the abbreviations/slang to replace the associated words or phrases in the text.

(3) *Sentence-level*: **Distract** perturbation adds the prefix consisting of extra random non-toxic words into the text. **Authorization** perturbation instructs the LLMs to role as different authoritative experts and generates self-introduction in first person, which is an exploratory perturbation for toxicity detection jailbreak since the emergence of large models.

Dataset	Perturbed	Pattern-aware	Size
Jigsaw [Kivlichan et al., 2020]	✗	✗	223K
SBIC [Sap et al., 2020]	✗	✗	150K
HateXplain [Mathew et al., 2021]	✗	✗	20K
ToxiGEN [Hartvigsen et al., 2022]	✗	✗	274K
TOXICN [Lu et al., 2023]	✗	✗	12K
MuTox [Costa-jussà et al., 2024]	✗	✗	40K
ToxCMM [Maity et al., 2024]	✗	✗	4K
HatemojiBuild [Kirk et al., 2022]	✓ (1 type)	✗	5.9K
NoisyHate [Ye et al., 2023]	✓ (5 types)	✗	1.34K
OTH [Cooper et al., 2023]	✓ (1 type)	✗	90K
DynEscape (Ours)	✓ (9 types)	✓	38K

Table 2: Dataset comparison. *Perturbed* denotes whether the dataset is perturbed with specific perturbation patterns. *Pattern-aware* indicates whether the dataset is distinguished by perturbation patterns.

3.4 Detector

This module first classifies the toxicity of the perturbed samples and then chooses those successfully jailbreaking detectors after perturbations. Note that to prevent detectors from taking shortcuts by judging whether the text has been disturbed, we

perturb all texts in Jigsaw dataset, i.e., non-toxic texts are also perturbed in the same way as toxic ones.

3.5 Dataset Overview and Quality Assessment

We finally obtain our perturbation pattern-aware dataset *DynEscape* consisting of successfully jailbreaking 38K samples by applying the aforementioned framework to samples in Jigsaw dataset. We split *DynEscape* into train/valid/test subsets with the ratio of 6:1:3. The number of samples for each perturbation in these subsets is 2584/430/1294.

Table 2 compares toxicity detection datasets from the viewpoint of perturbations. It is clear that existing datasets consider no or only a few perturbation patterns. Moreover, they mix all perturbed text together, i.e., they are not pattern-aware, which hinders the exploration of the dynamically changing property of perturbation patterns.

We assess the quality of our dataset from following perspectives.

Balance: Our dataset is balanced since we re-sample non-toxic text and the ratio of toxic to non-toxic is 1:1.

Toxicity Diversity: Our dataset has a high toxicity diversity since it inherits multiple types of toxicity from Jigsaw, including hate speech, social bias, offensive, and so on.

Perturbation Diversity and Reality: Our dataset has a high perturbation diversity covering 9 types of perturbation patterns. Moreover, these patterns are widely used in real-world scenarios.

Consistency: We randomly select 50 samples for each perturbation and employ three master students to evaluate the semantic consistency before/after perturbations on a scale of 0 to 1. We get a score of $0.88_{\pm 0.07}$ averaged over all samples and more than two masters assign a score exceeding 0.5 in 99% of the samples, indicating a high consistency of our dataset.

4 Methodology

In this section, we first systematically investigate the vulnerability of current methods on the newly constructed perturbation pattern-aware dataset, and then present our continual learning approach for toxicity detection.

4.1 Pattern-wise Detection on Separately Perturbed Text

We perform two types of pattern-wise perturbation functional detection to examine the vulnerability of current methods, including:

- (1) zero-shot detection with existing normal detectors.
- (2) cross-pattern detection with detectors fine tuned on associated perturbation patterns (abbreviated as perturbations).

Our goal is to answer the following questions.

Q1: Are existing normal detectors vulnerable against perturbed toxic text without extra adjustments?

Q2: Can detectors adapt to the associated perturbation after being fine tuned on specifically perturbed text?

Q3: Can detectors generalize to unseen perturbations after being fine tuned on specifically perturbed text?

4.1.1 Zero-shot Detection with Existing Normal Detectors

We examine the vulnerability of existing detectors against different perturbed texts without performing additional adjustments for any perturbations.

4.1.2 Cross-pattern Detection with Detectors Fine Tuned on Specific Perturbations

Many methods are fine tuned on specific perturbed texts, showing adaptability to associated perturbations to some extent. In our study, we further investigate the vulnerability of such detectors against unseen perturbations by performing cross-pattern testing. To this end, we employ two standard fine tuning settings.

(1) Joint fine tuning: It fine tune one detector using all text perturbed by all perturbation methods, as shown in Fig. 3 (a).

$$\theta^* = \operatorname{argmin}_{\theta} \sum_{(x_j, y_j) \in D} L(F(x_j; \theta), y_j), \quad (3)$$

where θ denotes the parameters of detector F , and D denotes the full dataset. L is the classification loss.

(2) Separate fine tuning: It fine tune each detector using text perturbed with the associated perturbation, as shown Fig. 3 (b).

$$\theta_i^* = \operatorname{argmin}_{\theta_i} \sum_{(x_j, y_j) \in D_{p_i}} L(F_i(x_j; \theta_i), y_j), \quad (4)$$

where θ_i denotes the parameters of the i_{th} detector F_i for the i_{th} pattern p_i , and D_{p_i} denotes the associated dataset.

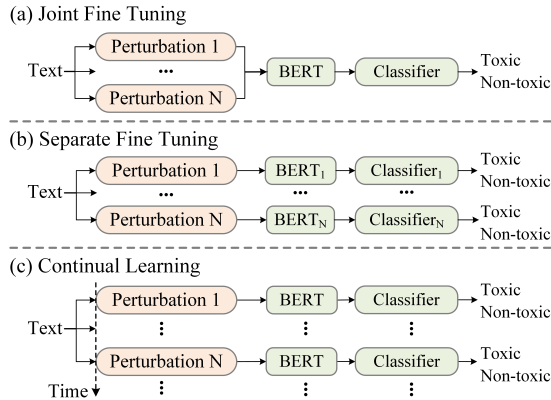


Figure 3: Comparison of toxicity detection models. (a) and (b) denote methods via joint and separate fine tuning, respectively, (c) is our proposed method.

4.2 Continual Detection on Dynamically Perturbed Text

Intentionally, malicious users employ dynamically changing jailbreaking perturbation patterns to circumvent the detectors.

Hence it is necessary for detectors to adapt to changing perturbations. Since the texts perturbed by different perturbations could be regarded as the text distributed in different perturbation domains, it is natural for detectors to adapt to the dynamically changing perturbations via domain incremental learning as shown in Fig. 3 (c). In this way, the following question is expected to be answered:

Q4: Can domain incremental learning make detectors adapt continuously to toxic text perturbed by dynamically changing patterns?

Specifically, given a perturbation pattern (domain) p_i at the i_{th} moment, the associated dataset $D_{p_i} = \{(x_{j,p_i}, y_j)\}$, where x_{j,p_i} denotes the text perturbed by p_i and $y_j \in \{toxic, non-toxic\}$ denotes the ground truth label. Ideally, we hope the detector could adapt to both previous and newly appeared perturbed text:

$$\theta^* = \operatorname{argmin}_{\theta} \sum_{i=1, (x_{j,p_i}, y_j) \in D_{p_i}}^T L(F(x_{j,p_i}; \theta), y_j), \quad (5)$$

where (x_{j,p_i}, y_j) denotes the j_{th} sample in the D_{p_i} perturbed dataset, p_i is the pattern appearing at the i_{th} moment during the usage time of the detector F .

4.2.1 Our Continual Learning Detector *DynDetect*

There is no continual learning method available for addressing incremental toxicity detection across perturbation domains. In this subsection, we present a naive method *DynDetect* for perturbation domain incremental toxicity detection.

We first employ BERT to encode the sample s_i to get its embedding f_i :

$$f_i = \text{BERT}(s_i) \quad (6)$$

The classifier then assigns toxic/non-toxic label \hat{y}_i to the sample:

$$\hat{y}_i = \text{Classifier}(f_i) \quad (7)$$

Moreover, to deal with the catastrophic forgetting issue in continual learning, we propose to replay the feature-level knowledge in previous perturbation domains for the new domain. Specifically, we replay memory samples from the old domains and maximize the similarity between memory features encoded by models at the old and current times. Since memory features encapsulate knowledge in corresponding perturbation domains, our replaying strategy ensures the current model preserves the prior knowledge. The continual learning loss is computed as:

$$L_{kl,f} = -\log(\text{diag}(f_{m_i}^{j-1} \times f_{m_i}^j)) \quad (8)$$

where $f_{m_i}^{j-1}$ and $f_{m_i}^j$ represent the incorporated features of samples in the i_{th} memory at the $(j-1)_{th}$ and j_{th} moment, respectively. \times denotes the matrix product and *diag* means the diagonal elements of the product, which represents the features similarity of memory samples.

The final objective for our task is the combination of the toxicity detection task and the continual learning task, defined as:

$$L = L_{cls} + L_{kl,f}, \quad (9)$$

where $L_{cls} = -\frac{1}{|D|} \sum_{i=1}^{|D|} y_i \log(\hat{y}_i)$ is the main classification loss. The training is conducted using training samples to optimize the above objective.

5 Experiments

In this section, we explore the aspects mentioned above through experiments. We use the accuracy as the metric.

5.1 Pattern-wise Detection Experiments on Separately Perturbed Text

5.1.1 Zero-shot Detection with Existing Normal Detectors

To examine the vulnerability of existing normal detectors against different perturbations, we detect the toxicity of text before/after perturbations and compare the performance based on three types of widely used normal detectors.

- (1) Commercial APIs: Content moderation APIs from Google (i.e., PerspectiveAPI) [Lees et al., 2022] and OpenAI [Markov et al., 2023].
- (2) LLM based detectors: We employ LLama3 [MetaAI, 2024] and ChatGPT [OpenAI, 2022] to answer whether the text is toxic.
- (3) Pretrained detectors: Detoxify [Hanu and Unitary team, 2020] and ToxBERT/ToxRoBERTa [Hartvigsen et al., 2022].

As Table 3 shows, all normal detectors suffer from sharp performance degrades after perturbations, where the absolute accuracy score drops by up to 44.54 points and at least 10.41 points. Many detectors even perform nearly at the random level when detecting some types of perturbed text. For example, the OpenAI content moderation API only gets an accuracy of 50.77% when detecting the text perturbed with *Homoglyph*.

By now, we can answer the question **Q1**. Existing normal detectors are vulnerable against different perturbations.

5.1.2 Cross-pattern Detection with Detectors Fine Tuned on Specific Perturbations

To examine the vulnerability of detectors fine tuned on specific perturbation against unseen perturbations, we fine tune BERT [Devlin et al., 2019] on a specific perturbation pattern and then test the detector on other patterns, which we call the cross-pattern detection. Please note joint fine tuning in cross-pattern detection utilizes all data together, where the detector has seen all perturbations and its performance can be considered as the soft upper bound. Meanwhile, separate fine tuning produces perturbation-wise detector for each seen perturbation, where such detector is used to perform cross-pattern detection on the remaining unseen perturbations. The results are shown in Table 4.

It is clear that detectors fine tuned on a specific perturbation pattern can reach superior performance on this associated pattern, but their performance degrades significantly on unseen cross-pattern perturbations. For example, the accuracy of the BERT_{Repeat} detector fine tuned on the *Repeat* perturbation is

83.93%, close to the upper bound, but it dramatically drops to nearly a 50% score on all cross-pattern perturbations.

From these results, we can answer the questions **Q2** and **Q3**. The detectors fine tuned on specifically perturbed text can adapt well to the associated perturbation, but they cannot generalize to unseen perturbations.

5.2 Continual Detection Experiments on Dynamically Perturbed Text

To investigate how our proposed continual detection approach *DynDetect* performs on the dynamically perturbed text, we modify typical methods widely used in domain continual learning as baselines, including LFL [Jung et al., 2016], LWF [Li and Hoiem, 2017], EWC [Kirkpatrick et al., 2017], EPI [Wang et al., 2023b], and CEAR [Zhao et al., 2023]. The joint and separate fine tuning perform as the upper bound of incremental learning, and the stream fine tuning performs as the lower bound, where the detector is fine tuned for each task sequentially.

The results in Table 5 demonstrate that our proposed *DynDetect* method outperforms all continual learning baselines. Moreover, all continual learning methods reach significant improvements over existing normal detectors and detectors fine tuned on specific perturbations in Table 3 and Table 4.

We now answer the questions **Q4**. The domain incremental learning enables the detector robust to dynamically changing perturbations.

5.2.1 Perturbation Order Sensitivity Analysis

To examine the impact of perturbation orders, we employ 3 variants of the raw order in Table 5. (1) *Order-1* reverses the raw order, (2) *Order-2* randomly changes the raw order in the same character/word/sentence level, e.g., *Swap* becomes the first in *character* level perturbations, (3) *Order-3* randomly changes the raw order among different levels, e.g., sentence level perturbations first and then character level ones.

From the results in Table 6, we can find that our *DynDetect* is always the best among all methods. In addition, the results of our ablated variant *DynDetect*_{-m} without our feature similarity maximization strategy prove the positive impact of this strategy. Finally, all continual learning methods under various orders consistently beat normal detectors and those fine tuned on specific perturbations, which clearly proves the necessity and superiority of the continual learning paradigm for toxicity detection.

5.2.2 Error Analysis

We analyze the proportions of error samples wrongly predicted by different methods in Fig. 4. As can be seen, continual learning (CL) detectors can successfully recognize most of toxic samples but fine tuning (FT) detectors cannot (*blue* bars). Notably, there are almost no samples correctly identified by FT detectors but incorrectly predicted by CL ones (*green* bars). Hence the error samples mainly fall into two categories, for each of which we present one case for analysis.

Detectors	Data	Insert	Repeat	Swap	Remove	Homo	Mask	Abbr	Author	Distract	Avg
Google	raw	87.09	85.39	85.78	84.85	94.28	87.94	86.63	87.79	86.55	87.37
	pert	77.20	64.61	70.48	60.51	64.84	63.29	50.93	66.38	64.37	64.73 (25.91%↓)
OpenAI	raw	82.38	82.38	76.97	75.73	91.65	84.62	79.98	89.03	89.34	83.57
	pert	66.15	52.24	61.13	56.49	50.77	59.35	51.00	84.47	81.14	62.53 (25.17%↓)
LLama3	raw	83.00	84.85	79.21	78.98	90.49	84.23	83.93	90.03	89.49	84.91
	pert	38.56	34.00	38.18	39.34	42.66	38.79	30.83	50.77	50.23	40.37 (52.45%↓)
ChatGPT	raw	81.84	80.76	76.82	75.66	88.25	83.08	79.37	89.03	88.56	82.59
	pert	69.47	74.57	61.05	60.05	76.43	58.35	45.21	55.72	50.00	61.21 (25.90%↓)
ToxBERT	raw	70.48	70.71	70.25	68.70	77.74	71.25	70.09	73.88	75.73	72.09
	pert	60.90	60.97	58.81	58.35	53.55	55.87	58.35	73.26	75.12	61.69 (14.44%↓)
ToxRoBERTa	raw	82.61	80.29	77.28	77.98	89.80	82.92	82.38	86.71	85.55	82.84
	pert	50.93	50.39	51.24	52.32	50.15	50.31	51.39	55.26	79.83	54.65 (34.03%↓)
Original	raw	89.41	87.79	88.02	86.71	95.21	90.26	88.41	90.03	89.26	89.46
	pert	61.59	63.76	61.90	57.73	56.96	59.27	56.03	71.87	75.66	62.75 (29.85%↓)
Multilingual	raw	87.87	85.16	85.63	84.23	92.35	88.33	86.48	87.09	86.63	87.09
	pert	60.20	58.50	56.41	56.96	82.53	59.20	52.63	66.62	81.92	63.88 (26.64%↓)
Unbiased	raw	85.94	86.79	81.92	82.38	91.19	86.09	86.17	85.70	86.32	85.83
	pert	51.31	51.00	53.32	53.40	50.15	51.93	51.55	78.59	80.14	57.93 (32.50%↓)

Table 3: Results for pattern-wise detection experiments on separately perturbed text using existing normal detectors. ‘raw’ and ‘pert’ denote the text without/with perturbation. The relative performance degrade are highlighted in *italic*.

	Insert	Repeat	Swap	Remove	Homo	Mask	Abbr	Author	Distract	Avg
Joint	85.39	84.39	86.17	86.63	81.76	85.09	84.08	92.50	91.11	86.35
Separate	81.22	83.93	85.78	84.85	80.99	84.08	80.45	92.66	90.80	84.97
BERT _{Insert}	81.22	74.11	60.51	61.67	72.26	77.90	69.01	50.00	50.00	66.30
BERT _{Repeat}	50.00	83.93	50.54	50.46	50.00	50.00	50.77	50.00	50.00	53.97
BERT _{Swap}	52.01	51.08	85.78	79.98	52.86	62.67	73.42	50.08	50.08	62.00
BERT _{Remove}	79.52	60.20	80.76	84.85	72.02	79.75	72.02	50.23	50.08	69.94
BERT _{Homo}	53.71	68.47	63.91	67.47	80.99	57.42	60.66	51.00	50.00	61.51
BERT _{Mask}	73.72	76.28	73.42	70.79	73.96	84.08	70.79	50.00	50.00	69.23
BERT _{Abbr}	58.27	73.11	79.68	77.20	68.55	72.64	80.45	50.00	51.31	67.91
BERT _{Author}	50.77	53.86	64.91	70.32	55.10	55.18	53.79	92.66	89.72	65.15
BERT _{Distract}	50.77	58.35	56.26	62.06	51.08	52.94	54.87	91.89	90.80	63.22

Table 4: Results for cross-pattern detection experiments using detectors fine tuned on specific perturbations. Note that row and column names denote the perturbation for training and testing, respectively. BERT... means the fine tuned BERT-based detector on the ... perturbation. We employ the bert-base-uncased as the encoder.

	T ₁ (Insert)	T ₂ (Repeat)	T ₃ (Swap)	T ₄ (Remove)	T ₅ (Homo)	T ₆ (Mask)	T ₇ (Abbr)	T ₈ (Author)	T ₉ (Distract)	Avg
Joint	85.39	84.39	86.17	86.63	81.76	85.09	84.08	92.50	91.11	86.35
Separate	81.22	83.93	85.78	84.85	80.99	84.08	80.45	92.66	90.80	84.97
Stream	54.25	58.58	61.44	66.62	55.18	56.88	54.10	92.04	91.65	65.64
LFL	76.51	58.96	79.52	81.30	78.44	79.52	77.59	92.66	90.80	79.48
EWC	79.21	59.43	79.98	81.07	77.13	78.98	79.37	91.27	91.81	79.81
LWF	79.68	64.37	76.12	75.12	75.27	77.67	78.67	66.31	57.42	72.29
EPI	71.64	81.68	70.32	72.18	79.52	77.28	75.50	93.51	89.64	79.03
CEAR	76.97	74.73	81.61	83.23	78.98	79.75	76.89	93.82	90.80	81.87
DynDetect	82.53	75.19	82.92	84.00	79.21	80.06	80.29	93.43	91.96	83.29

Table 5: Results for continual detection experiments on dynamically perturbed text. T_i denote the perturbation appearing at the *i*_{th} moment during the detector usage. The best continual learning performances are highlighted in **bold**.

(1) Error samples that cannot be detected by FT detectors but can be identified by our CL detector. Error case 1:

Raw: *you are dumb*

Pert: *yo\$=-u are du,m×b*

This case is perturbed by the *Insert* pattern. The FT detector trained on this pattern succeeds but those trained on *Repeat*, *Swap*, *Homo.*, *Distract*, *Authorize* all fail, showing their vulnerability against unseen perturbations. In contrast, our CL method incrementally learns new perturbations while preserving the

	Raw	Order-1	Order-2	Order-3	Avg
LFL	79.48	74.19	79.07	79.85	78.15
EWC	79.81	75.43	80.25	81.80	79.32
LWF	72.29	74.94	65.40	76.56	72.30
EPI	79.03	79.50	79.19	79.07	79.20
CEAR	81.87	80.60	82.78	80.85	81.52
DynDetect _m	77.82	81.10	81.43	81.80	80.54
DynDetect	83.29	82.15	82.86	83.29	82.90

Table 6: Results for different perturbation orders.

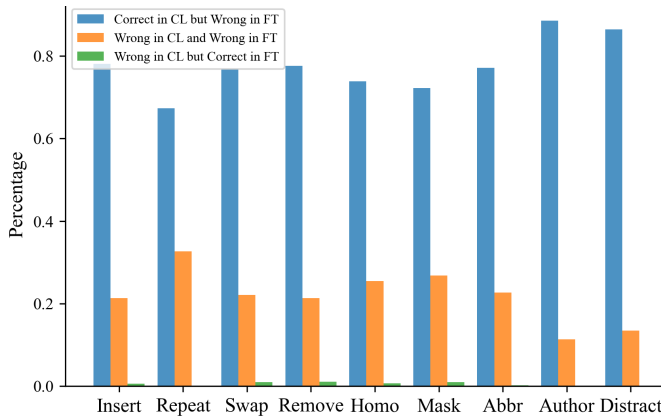


Figure 4: The error percentage (y axis) comparison between FT and CL methods on each perturbation (x axis).

knowledge of previous perturbations, and can constantly detect the perturbed toxic text.

(2) Error samples that cannot be correctly identified by either CL or FT detector. Error case 2:

Raw: *Your edit to 2100 On't be stupid...*

Pert: *Yoru edti ot 2100 On't eb tsupid...*

This case is perturbed by the *Swap* pattern. The FT detector succeeds once on its associated pattern (T3) but fails on all other ones. Our CL method succeeds from T3 to T7 but fails after the T8 moment. This suggests that our CL model can identify the toxicity in the text when it first encounters the *Swap* pattern and keeps the knowledge for a time period. However, the model still suffers from the forgetting problem over time, and thus losing the ability of detecting this type of perturbed text at later stages.

6 Conclusion

Developing toxic detectors robust to evolving perturbations is challenging yet extremely important for safe online communication. For this purpose, we introduce the problem of continual learning jailbreak perturbation patterns into toxicity detection. To tackle this problem, we construct a perturbation pattern-aware toxicity detection dataset perturbed by 9 types of patterns. Using this dataset, we reveal the vulnerability of current methods against toxic text produced by dynamically

changing patterns. We then propose a simple but effective incremental learning method as the benchmark which can continually adapt to changing perturbations.

Extensive experiments have proven the potential of our proposed continual learning paradigm, and we wish it will inspire more efforts towards this direction.

References

- Robert Slonje, Peter K Smith, and Ann Frisén. The nature of cyberbullying, and strategies for prevention. *Computers in human behavior*, 29(1):26–32, 2013.
- Robin Kowalski. Cyberbullying. In *The Routledge international handbook of human aggression*, pages 131–142. Routledge, 2018.
- Fabio Del Vigna¹², Andrea Cimino²³, Felice Dell’Orletta, Marinella Petrocchi, and Maurizio Tesconi. Hate me, hate me not: Hate speech detection on facebook. In *The first ITASEC*, pages 86–95, 2017.
- Paula Fortuna and Sérgio Nunes. A survey on automatic detection of hate speech in text. *ACM Computing Surveys (CSUR)*, 51(4):1–30, 2018.
- Paul Pu Liang, Chiyu Wu, Louis-Philippe Morency, and Ruslan Salakhutdinov. Towards understanding and mitigating social biases in language models. In *ICML*, pages 6565–6576. PMLR, 2021.
- Vaishali U Gongane, Mousami V Munot, and Alwin D Anuse. Detection and moderation of detrimental content on social media platforms: current status and future directions. *Social Network Analysis and Mining*, 12(1):129, 2022.
- Michael Feldman, Sorelle A Friedler, John Moeller, Carlos Scheidegger, and Suresh Venkatasubramanian. Certifying and removing disparate impact. In *21th ACM SIGKDD*, pages 259–268, 2015.
- Lucas Dixon, John Li, Jeffrey Sorensen, Nithum Thain, and Lucy Vasserman. Measuring and mitigating unintended bias in text classification. In *AAAI*, pages 67–73, 2018.
- Todor Markov, Chong Zhang, Sandhini Agarwal, Florentine Eloundou Nekoul, Theodore Lee, Steven Adler, Angela Jiang, and Lilian Weng. A holistic approach to undesired content detection in the real world. In *AAAI*, volume 37, pages 15009–15018, 2023.
- Emad Kebriaei, Ali Homayouni, Roghayeh Faraji, Armita Razavi, Azadeh Shakery, Hesham Faili, and Yadollah Yaghoobzadeh. Persian offensive language detection. *Machine Learning*, 113(7):4359–4379, 2024.
- Jiang Zhang, Qiong Wu, Yiming Xu, Cheng Cao, Zheng Du, and Konstantinos Psounis. Efficient toxic content detection by bootstrapping and distilling large language models. In *AAAI*, volume 38, pages 21779–21787, 2024a.
- Ronghao Pan, José Antonio García-Díaz, Pedro José Vivancos-Vicente, and Rafael Valencia-García. Umuteam at semeval-2024 task 8: Combining transformers and syntax features for machine-generated text detection. In *18th SemEval*, pages 697–702, 2024.

- Min Zhang, Jianfeng He, Taoran Ji, and Chang-Tien Lu. Don't go to extremes: Revealing the excessive sensitivity and calibration limitations of llms in implicit hate speech detection. *arXiv preprint arXiv:2402.11406*, 2024b.
- Nineli Lashkarashvili and Magda Tsintsadze. Toxicity detection in online georgian discussions. *International Journal of Information Management Data Insights*, 2(1):100062, 2022.
- Tanmay Garg, Sarah Masud, Tharun Suresh, and Tanmoy Chakraborty. Handling bias in toxic speech detection: A survey. *ACM Computing Surveys*, 55(13s):1–32, 2023.
- Zahra Delbari, Nafise Sadat Moosavi, and Mohammad Taher Pilehvar. Spanning the spectrum of hatred detection: a persian multi-label hate speech dataset with annotator rationales. In *AAAI*, volume 38, pages 17889–17897, 2024.
- Maarten Sap, Saadia Gabriel, Lianhui Qin, Dan Jurafsky, Noah A Smith, and Yejin Choi. Social bias frames: Reasoning about social and power implications of language. In *58th ACL*, pages 5477–5490, 2020.
- Janosch Haber, Bertie Vidgen, Matthew Chapman, Vibhor Agarwal, Roy Ka-Wei Lee, Yong Keong Yap, and Paul Röttger. Improving the detection of multilingual online attacks with rich social media data from singapore. In *61st ACL*, pages 12705–12721, 2023.
- Junyu Lu, Bo Xu, Xiaokun Zhang, Changrong Min, Liang Yang, and Hongfei Lin. Facilitating fine-grained detection of chinese toxic language: Hierarchical taxonomy, resources, and benchmarks. In *61st ACL*, pages 16235–16250, 2023.
- Thomas Hartvigsen, Saadia Gabriel, Hamid Palangi, Maarten Sap, Dipankar Ray, and Ece Kamar. Toxigen: A large-scale machine-generated dataset for adversarial and implicit hate speech detection. In *60th ACL*, pages 3309–3326, 2022.
- Thai Le, Jooyoung Lee, Kevin Yen, Yifan Hu, and Dongwon Lee. Perturbations in the wild: Leveraging human-written text perturbations for realistic adversarial attack and defense. In *Findings of ACL*, pages 2953–2965, 2022.
- Dmitriy Beshpalov, Sourav Bhabesh, Yi Xiang, Liutong Zhou, and Yanjun Qi. Towards building a robust toxicity predictor. In *61st ACL (Volume 5: Industry Track)*, pages 581–598, 2023.
- Yiran Ye, Thai Le, and Dongwon Lee. Noisyhate: Benchmarking content moderation machine learning models with human-written perturbations online. *arXiv preprint arXiv:2303.10430*, 2023.
- Keita Kurita, Anna Belova, and Antonios Anastasopoulos. Towards robust toxic content classification. *arXiv preprint arXiv:1912.06872*, 2019.
- Cooper, Surdeanu Portia, Blanco Mihai, and Eduardo. Hiding in plain sight: Tweets with hate speech masked by homographs. In *Findings of EMNLP*, pages 2922–2929, 2023.
- Chris Emmery, Ákos Kádár, Grzegorz Chrupała, and Walter Daelemans. Cyberbullying classifiers are sensitive to model-agnostic perturbations. In *Proceedings of the Thirteenth Language Resources and Evaluation Conference*, pages 2976–2988, 2022.
- Seunguk Yu, Juhwan Choi, and Youngbin Kim. Don't be a fool: Pooling strategies in offensive language detection from user-intended adversarial attacks. In *Findings of NAACL*, pages 3456–3467, 2024.
- Ian J Goodfellow, Mehdi Mirza, Da Xiao, Aaron Courville, and Yoshua Bengio. An empirical investigation of catastrophic forgetting in gradient-based neural networks. *arXiv preprint arXiv:1312.6211*, 2013.
- Gido M Van de Ven, Tinne Tuytelaars, and Andreas S Tolias. Three types of incremental learning. *Nature Machine Intelligence*, 4(12):1185–1197, 2022.
- Ryszard S Michalski, Igor Mozetic, Jiarong Hong, and Nada Lavrac. The multi-purpose incremental learning system aq15 and its testing application to three medical domains. In *AAAI*, volume 1986, pages 1–041, 1986.
- Daniel Stanley Tan, Yong-Xiang Lin, and Kai-Lung Hua. Incremental learning of multi-domain image-to-image translations. *IEEE Transactions on Circuits and Systems for Video Technology*, 31(4):1526–1539, 2020.
- Prachi Garg, Rohit Saluja, Vineeth N Balasubramanian, Chetan Arora, Anbumani Subramanian, and CV Jawahar. Multi-domain incremental learning for semantic segmentation. In *WACV*, pages 761–771, 2022.
- M Jehanzeb Mirza, Marc Masana, Horst Possegger, and Horst Bischof. An efficient domain-incremental learning approach to drive in all weather conditions. In *CVPR*, pages 3001–3011, 2022.
- Keyao Wang, Guosheng Zhang, Haixiao Yue, Ajian Liu, Gang Zhang, Haocheng Feng, Junyu Han, Errui Ding, and Jingdong Wang. Multi-domain incremental learning for face presentation attack detection. In *AAAI*, volume 38, pages 5499–5507, 2024.
- Menelaos Kanakis, David Bruggemann, Suman Saha, Stamatios Georgoulis, Anton Obukhov, and Luc Van Gool. Reparameterizing convolutions for incremental multi-task learning without task interference. In *ECCV*, pages 689–707. Springer, 2020.
- Arthur Douillard, Matthieu Cord, Charles Ollion, Thomas Robert, and Eduardo Valle. Podnet: Pooled outputs distillation for small-tasks incremental learning. In *ECCV*, pages 86–102. Springer, 2020.
- Guy Oren and Lior Wolf. In defense of the learning without forgetting for task incremental learning. In *ICCV*, pages 2209–2218, 2021.
- Qiang Gao, Xiaojun Shan, Yuchen Zhang, and Fan Zhou. Enhancing knowledge transfer for task incremental learning with data-free subnetwork. In *NeurIPS*, volume 36, pages 68471–68484. Curran Associates, Inc., 2023.
- Zhiling Fu, Zhe Wang, Chengwei Yu, Xinlei Xu, and Dongdong Li. Double confidence calibration focused distillation for task-incremental learning. *TNNLS*, 2024.
- Yue Wu, Yinpeng Chen, Lijuan Wang, Yuancheng Ye, Zicheng Liu, Yandong Guo, and Yun Fu. Large scale incremental learning. In *CVPR*, pages 374–382, 2019.

- Junting Zhang, Jie Zhang, Shalini Ghosh, Dawei Li, Serafettin Tasci, Larry Heck, Heming Zhang, and C-C Jay Kuo. Class-incremental learning via deep model consolidation. In *WACV*, pages 1131–1140, 2020.
- Sudhanshu Mittal, Silvio Galesso, and Thomas Brox. Essentials for class incremental learning. In *CVPR*, pages 3513–3522, 2021.
- Fei Zhu, Zhen Cheng, Xu-yao Zhang, and Cheng-lin Liu. Class-incremental learning via dual augmentation. In *NeurIPS*, volume 34, pages 14306–14318. Curran Associates, Inc., 2021.
- Marc Masana, Xialei Liu, Bartłomiej Twardowski, Mikel Menta, Andrew D Bagdanov, and Joost Van De Weijer. Class-incremental learning: survey and performance evaluation on image classification. *TPAMI*, 45(5):5513–5533, 2022.
- Jiahua Dong, Lixu Wang, Zhen Fang, Gan Sun, Shichao Xu, Xiao Wang, and Qi Zhu. Federated class-incremental learning. In *CVPR*, pages 10164–10173, 2022.
- Ian Kivlichan, Jeffrey Sorensen, Lucy Vasserman Julia Elliott, Martin Görner, and Phil Culliton. Jigsaw multilingual toxic comment classification. <https://kaggle.com/competitions/jigsaw-multilingual-toxic-comment-classification>, 2020.
- Alyssa Lees, Vinh Q Tran, Yi Tay, Jeffrey Sorensen, Jai Gupta, Donald Metzler, and Lucy Vasserman. A new generation of perspective api: Efficient multilingual character-level transformers. In *28th ACM SIGKDD*, pages 3197–3207, 2022.
- Zhehao Zhang, Jiaao Chen, and Diyi Yang. Mitigating biases in hate speech detection from a causal perspective. In *Findings of EMNLP*, pages 6610–6625, 2023.
- Wenxuan Wang, Jen-tse Huang, Weibin Wu, Jianping Zhang, Yizhan Huang, Shuqing Li, Pinjia He, and Michael R Lyu. Mtm: Metamorphic testing for textual content moderation software. In *45th ICSE*, pages 2387–2399. IEEE, 2023a.
- Binny Mathew, Punyajoy Saha, Seid Muhie Yimam, Chris Bieemann, Pawan Goyal, and Animesh Mukherjee. Hatexplain: A benchmark dataset for explainable hate speech detection. In *AAAI*, pages 14867–14875, 2021.
- Marta R Costa-jussà, Mariano Coria Meglioli, Pierre Andrews, David Dale, Prangthip Hansanti, Elahe Kalbassi, Alex Mourachko, Christophe Ropers, and Carleigh Wood. Mutox: Universal multilingual audio-based toxicity dataset and zero-shot detector. *arXiv preprint arXiv:2401.05060*, 2024.
- Krishanu Maity, AS Poornash, Sriparna Saha, and Pushpak Bhattacharyya. Toxvidllm: A multimodal llm-based framework for toxicity detection in code-mixed videos. *arXiv preprint arXiv:2405.20628*, 2024.
- Hannah Kirk, Bertie Vidgen, Paul Röttger, Tristan Thrush, and Scott Hale. Hatemoji: A test suite and adversarially-generated dataset for benchmarking and detecting emoji-based hate. In *NAACL: Human Language Technologies*, pages 1352–1368, 2022.
- MetaAI. Introducing meta llama 3: The most capable openly available llm to date. <https://ai.meta.com/blog/meta-llama-3/>, 2024.
- OpenAI. Chatgpt: Optimizing language models for dialogue. <https://openai.com/blog/chatgpt/>, 2022.
- Laura Hanu and Unitary team. Detoxify. Github. <https://github.com/unitaryai/detoxify>, 2020.
- Jacob Devlin, Ming-Wei Chang, Kenton Lee, and Kristina Toutanova. Bert: Pre-training of deep bidirectional transformers for language understanding. In *NAACL: Human Language Technologies, Volume 1 (Long and Short Papers)*, pages 4171–4186, 2019.
- Heechul Jung, Jeongwoo Ju, Minju Jung, and Junmo Kim. Less-forgetting learning in deep neural networks. *arXiv preprint arXiv:1607.00122*, 2016.
- Zhizhong Li and Derek Hoiem. Learning without forgetting. *TPAMI*, 40(12):2935–2947, 2017.
- James Kirkpatrick, Razvan Pascanu, Neil Rabinowitz, Joel Veness, Guillaume Desjardins, Andrei A Rusu, Kieran Milan, John Quan, Tiago Ramalho, Agnieszka Grabska-Barwinska, et al. Overcoming catastrophic forgetting in neural networks. *Proceedings of the national academy of sciences*, 114(13):3521–3526, 2017.
- Zhicheng Wang, Yufang Liu, Tao Ji, Xiaoling Wang, Yuanbin Wu, Congcong Jiang, Ye Chao, Zhencong Han, Ling Wang, Xu Shao, et al. Rehearsal-free continual language learning via efficient parameter isolation. In *61st ACL*, pages 10933–10946, 2023b.
- Wenzheng Zhao, Yuanning Cui, and Wei Hu. Improving continual relation extraction by distinguishing analogous semantics. In *61st ACL*, pages 1162–1175, 2023.

A Appendix

A.1 Details for Implementation

In all experiments, we use the bert-base-uncased model to encode the sentences, where the maximum sequence length is set to 360. The parameters of the models are updated using the AdaW optimizer with a learning rate of $2e-5$. Additionally, the random seed for all experiments is set to 0, and training is conducted for 35 epochs with an early stopping strategy applied. All experiments are performed on the A800 GPU.

A.1.1 Details for Baselines

Details for existing normal detectors. ToxicBERT and ToxRoBERTa are fine tuned on the ToxiGEN dataset. We adopt all three variations of detectors released by the Detoxify team, including Original, Multilingual, and Unbiased, which are fine tuned on the Jigsaw dataset. For LLama3 and ChatGPT, we instruct them to determine whether the text is toxic by asking the LLM ‘Is the text toxic? Note only answer Yes or No.’

Details for continual learning methods. LFL reduces knowledge forgetting by regularizing the parameters between old and new classifiers.

EWC uses the Fisher matrix to assess parameter importance and applies weighted regularization based on that importance.

LWF transfers knowledge by having the old model generate pseudo-labels for the new model.

EPI trains task-specific prefix parameters for each task and identifies the task IDs of test samples to select the appropriate prefix parameters for classification.

CEAR learns memory-insensitive prototypes and uses memory augmentation to reduce overfitting and enhance performance.

We reproduce the results for these baselines with officially released codes by the authors. The number of replay samples is set to 5 for continual learning methods.

A.2 Datasets

A.2.1 Introduction to Existing Datasets

Jigsaw is composed of English content collected from online platforms like Twitter.

SBIC includes social media posts that focus on social bias against specific groups, such as ‘Muslims.’

HateXplain is a collection of online social posts aimed at researching explainable hate speech detection.

ToxiGEN is the first English dataset generated by large language models (LLMs) for toxicity detection, created in response to the growing use of LLMs.

TOXICN is a Chinese toxicity dataset designed to support fine-grained detection of toxicity in Chinese, including the type and expression of toxicity.

MuTox and ToxCMM are multimodal toxicity detection datasets that include not only text but also audio (MuTox) and video (ToxCMM).

HatemojiBuild and OTH datasets focused on emoji-based and homoglyph-based perturbed toxicity detection, aimed at enhancing the robustness of detectors against toxic text that includes emojis or homoglyphs.

NoisyHate combines five types of perturbed toxic text to strengthen the robustness of detectors against various perturbations.

A.2.2 The Implementation Details for Dataset Construction

In perturbation implementation, we employ the online toxic words collected by Google, which is available by <https://github.com/coffee-and-fun/google-profanity-words/tree/main>. we utilize punctuation from the Python package ‘string’ and employ the ‘homoglyphs’ python tool to get homoglyphs to replace the characters. In addition, we collect the abbreviations/slangs from the online resources, including ‘onlineslangdictionary.com’, ‘slang.net’, ‘www.acronymfinder.com’ and ‘acronymsandslang.com’.

A.2.3 Format for our Dataset

The format for our *DynEscape* dataset is shown in Fig. 5.

```
{
  "id": "68be52f6ce7ac481",
  "comment_text": "I love the taste
  ↳ of my cum",
  "toxic": 1,
  "severe_toxic": 0,
  "obscene": 0,
  "threat": 0,
  "insult": 0,
  "identity_hate": 0,
  "pert_comment_text": "I love the
  ↳ t[×a--ste of m@y c\um",
  "pert_method": "insert"
},
{
  "id": "2385804471928c58",
  "comment_text": "Does it ever dawn
  ↳ on you that you are the reason
  ↳ some people hate Jews?",
  "toxic": 1,
  "severe_toxic": 0,
  "obscene": 0,
  "threat": 0,
  "insult": 0,
  "identity_hate": 0,
  "pert_comment_text": "Does it ever
  ↳ dawn o'n y=< {ou that y[]-&ou
  ↳ are the reason some people
  ↳ h\"^,}at?,_xe Je'*ws?",
  "pert_method": "insert"
},
```

Figure 5: Illustration of format for our *DynEscape* dataset.

A.2.4 Perturbation Algorithm

Alg. 1 presents the algorithm for the perturbation procedure.

Algorithm 1 Algorithm for Perturbation Procedure

```

1: Input: perturbation method  $p$  and rate  $r$ ; text  $T$  and asso-
   associated label  $y_T$ 
2: Output: perturbed text  $T_p$  with method  $p$ 
3: Select important words:  $W_T \leftarrow Selector(T)$ 
4:  $Pertubator \leftarrow InitPertubator(method = p)$ 
5: Maximum number of attempts:  $C \leftarrow 5$ 
6:  $try \leftarrow 0$ 
7: while  $try \leq C$  do
8:   for each word  $w_i \in T, i \in \{1, 2, \dots, |T|\}$  do
9:     if  $w_i \in W_T$  then
10:       $w_{i,p} = Pertubator(w_i)$ 
11:     else
12:       if  $random.rand() \leq r$  then
13:         $w_{i,p} = Pertubator(w_i)$ 
14:       end if
15:     end if
16:   end for
17:    $T_p = [w_{1,p}, w_{2,p}, \dots, w_{|T|,p}]$ 
18:    $try \leftarrow try + 1$ 
19:   if  $Detector(T_p) \neq y_T$  then
20:     return  $T_p$ 
21:   end if
22: end while

```

A.3 Supplement Experiments

To further investigate the generalization performance of detectors across different perturbations, we evaluate detectors fine tuned on specific perturbations using texts with mixed perturbations (e.g., texts perturbed by both *Insert* and *Remove*). The results are presented in Tab. 7.

From Tab. 7, we find that the performance under most of generalization settings drops, even when the mixed perturbations include the pattern on which the detector has been trained. This indicates that fine tuning detectors on specific perturbations is not sufficient, as users can still bypass detection by altering slightly the type of perturbation.

	BERT _{Insert}	BERT _{Remove}	BERT _{Repeat}	BERT _{Swap}	BERT _{Homo}
Joint	85.39	86.63	84.39	86.17	81.76
Separate	81.22	84.85	83.93	85.78	80.99
Insert-Remove	72.41	81.45	49.92	69.01	65.92
Insert-Repeat	75.43	64.06	66.85	60.05	80.91
Insert-Swap	73.11	79.60	50.00	72.57	64.53
Insert-Homo	74.19	76.35	50.00	58.04	70.79
Remove-Repeat	66.92	70.09	75.27	55.18	81.45
Remove-Swap	57.42	82.30	49.92	82.61	80.22
Remove-Homo	60.12	80.14	49.85	73.72	81.45
Repeat-Swap	66.00	69.47	75.43	55.41	80.91
Repeat-Homo	69.71	59.74	70.09	51.93	73.03
Swap-Homo	62.21	78.98	50.00	78.36	79.75

Table 7: Results for generalization test on combined perturbations.