

CareBot: A Pioneering Full-Process Open-Source Medical Language Model

Lulu Zhao^{1*}, Weihao Zeng², Xiaofeng Shi¹, Hua Zhou¹

¹Beijing Academy of Artificial Intelligence (BAAI)

²School of Artificial Intelligence, Beijing University of Posts and Telecommunications
llzhao@baai.ac.cn

Abstract

Recently, both closed-source and open-source LLMs have made significant strides, outperforming humans in various general domains. However, their performance in specific professional domains such as medicine, especially within the open-source community, remains suboptimal due to the complexity of medical knowledge. In this paper, we propose CareBot, a bilingual medical LLM, which leverages a comprehensive approach integrating continuous pre-training (CPT), supervised fine-tuning (SFT), and reinforcement learning with human feedback (RLHF). Our novel two-stage CPT method, comprising Stable CPT and Boost CPT, effectively bridges the gap between general and domain-specific data, facilitating a smooth transition from pre-training to fine-tuning and enhancing domain knowledge progressively. We also introduce DataRater, a model designed to assess data quality during CPT, ensuring that the training data is both accurate and relevant. For SFT, we develop a large and diverse bilingual dataset, along with ConFilter, a metric to enhance multi-turn dialogue quality, which is crucial to improving the model’s ability to handle more complex dialogues. The combination of high-quality data sources and innovative techniques significantly improves CareBot’s performance across a range of medical applications. Our rigorous evaluations on Chinese and English benchmarks confirm CareBot’s effectiveness in medical consultation and education. These advancements not only address current limitations in medical LLMs but also set a new standard for developing effective and reliable open-source models in the medical domain¹.

Introduction

Recently, the advent of generative large language models (LLMs) like ChatGPT (Cha 2023) and LLaMA (Touvron et al. 2023a,b) has revolutionized human-computer interaction. These models excel at basic text understanding and complex problem-solving tasks, demonstrating capabilities akin to human understanding and reasoning. However, in industrial applications, the professionalism and cost-effectiveness of LLMs are more concerned. Although a series of closed-source models such as GPT-4 still perform

well in specialized domains, considering the risk of data privacy, it is not convenient to use such APIs to handle domain-specific issues. In the open-source community, a lack of domain-specific knowledge often limits the performance of open-source models in specialized areas, such as medical (Yang et al. 2023a; Xiong et al. 2023; Labrak et al. 2024). The complexity and depth of medical knowledge present significant challenges for developing accurate and secure medical LLMs. Nonetheless, we believe that medical LLMs hold immense potential and can significantly contribute to diagnostic assistance, consultation, drug recommendation, and more. Thus, developing a fully open-source LLM tailored for the medical domain is of paramount importance.

Currently, there are several medical LLMs available in this domain. However, most of these models rely solely on SFT (Zhang et al. 2023, 2024a; Han et al. 2023). As is well-known, pre-training is a critical phase for learning domain-specific knowledge, and depending exclusively on SFT results in models that can only produce answers in a fixed format. Another approach attempts to integrate pre-training with SFT by converting pre-training data in specific domains into a unified format similar to SFT data, such as (instruction, output) pairs using GPT-3.5 (Chen et al. 2023). This method of synthesizing large amounts of data can lead to the inclusion of significant amounts of incorrect knowledge that aligns with GPT-4 but diverges from human expertise, as well as high data synthesis costs. Furthermore, Yang et al. (2023b) introduce Zhongjing for Chinese medicine, which employs to implement the pipeline training from pre-training, SFT, to RLHF. However, this approach involves two phases of transformation for the base model, which may lead to issues such as catastrophic forgetting or model degradation (Cheng, Huang, and Wei 2024). Additionally, previous efforts have predominantly focused on data construction during the SFT stage (Li et al. 2023a; Zhang et al. 2024b), while neglecting the importance of data construction during the CPT stage. Yet, a well-designed CPT data strategy is also crucial for inserting medical expertise into the model.

To address these challenges, we propose **CareBot**, a bilingual medical LLM based on LLaMA3-8B, designed to effectively assist doctors with diagnosis, provide personalized treatment plans, and support medical education. Our approach also implements the entire process from CPT, SFT to RLHF. Most importantly, we develop a novel two-

*Corresponding author

Copyright © 2025, Association for the Advancement of Artificial Intelligence (www.aaai.org). All rights reserved.

¹<https://github.com/FlagOpen/CareBot>

stage CPT method, consisting of stable CPT and boost CPT. The stable CPT addresses the distribution discrepancy between general and domain-specific data, while boost CPT narrows the gap between pre-training and fine-tuning data. This method facilitates a smooth transition for the model from general data to domain-specific data, and finally to fine-tuning data, thereby enhancing its domain knowledge progressively. Recognizing that data quality is critical to model performance, we also design a data quality assessment model for CPT called **DataRater**. This model employs a comprehensive quality assessment standard, evaluating aspects such as grammatical accuracy, information density, semantic consistency, and domain-specific attributes. DataRater effectively mitigates data bias, ensuring CareBot’s performance and generalization capabilities in the medical domain. For SFT stage, we further construct a highly diverse medical SFT dataset, comprising single-turn and multi-turn medical dialogues, as well as medical subject knowledge multiple-choice questions, covering over 15+ departments and 100+ disease specialties. Noted that this corpus is the largest open-source bilingual medical SFT dataset available. It supports a variety of medical applications, clinical tasks, and online consultations, significantly enhancing CareBot’s performance across multiple dimensions. Given the importance of data quality during the SFT stage (Zhou et al. 2023), we employ various selection methods. One key innovation is **ConFilter**, a metric designed to measure the correlation between multiple turns, which helps in filtering multi-turn dialogues. The inclusion of high-quality multi-turn dialogues not only improves the model’s ability to understand user intent and generate relevant responses but also ensures a natural, smooth dialogue experience that enhances user comfort and satisfaction. Our SFT data is sourced partly from real-world medical diagnosis dialogues and partly from GPT-3.5 generated content. This combination ensures that the model delivers informative, clear, and logically consistent answers, while also providing professional and personalized consultations akin to those of medical experts. Finally, in the RLHF stage, we leverage GPT-4 to create positive and negative medical data pairs based on the SFT results. We then apply the Direct Preference Optimization (DPO) (Rafailov et al. 2023) algorithm to align the model’s output with human expression styles, providing personalized answers and recommendations, and enhancing overall user experience and satisfaction.

After extensive training and optimization, we successfully develop the CareBot. We rigorously evaluate the performance of our model using widely used Chinese and English benchmarks in medical domain. The experimental results demonstrate that CareBot excels in both medical consultation and teaching, validating that our constructed datasets significantly enhance the model’s performance across multiple dimensions. The main contributions of this paper are as follows: (1) We design a novel two-stage CPT strategy that progressively and stably integrates domain knowledge into the LLM, and effectively addresses data bias and language imbalances in the original pre-training data. (2) We propose DataRater, a model for assessing data quality during CPT, ensuring that the data used for CPT is of high quality. (3) We

construct a comprehensive open-source medical SFT dataset with high data diversity and data quality. Additionally, we develop ConFilter, a metric for measuring the correlation between multiple turns, to ensure the quality of multi-turn dialogues. (4) We conduct experiments across multiple Chinese and English benchmarks to validate the effectiveness and reliability of our training strategy and datasets.

Continue Pre-training

Data Collection and Decontamination To optimize the use of existing general data resources and minimize the cost of acquiring new medical-related data, we aim to extract medical-specific pre-training data from 15T widely-covered general corpus. These datasets include web content, encyclopedias, books, and academic papers, such as C4 (Raffel et al. 2023), Pile, Wudao, and PubMed, etc. To ensure the high quality of the domain-specific data, we implement a rigorous collection process that includes domain classification and quality assessment².

Domain Classification Since the general pre-training corpus is sourced from diverse datasets and lacks clear domain labels, we first conduct domain classification to extract high-quality medical data. Specifically, we sample 40k data from general corpus and use GPT-4 to perform two rounds of domain labeling to enhance accuracy. Data with inconsistent labels across two rounds is removed, leaving us with 36k high-quality seed data. We observe that certain categories, such as artificial intelligence and computers, have long tails. To address this imbalance, we utilize GPT-4 to generate additional synthetic data for these long-tail categories. Finally, we design a domain classifier based on the bge-m3³. We try a variety of multilingual pre-training models to train domain classifiers, details can be found in the Appendix A.

Rule-based Data Quality Filtering Quality filtering is a crucial step in processing pre-training corpus. To eliminate noisy data, we use a rule-based filtering solution, including rules for removing data with insufficient tokens, excessive special characters, toxic content, and private information.

LLM-based Data Quality Filtering By sampling and evaluating the data after rule filtering, we identify several issues: (1) The data includes advertising and marketing content, which could significantly skew the model’s output preferences; (2) The data contains grammatical errors, semantic inconsistencies, and spliced, unrelated content, as well as image and video clips. Such data is detrimental to model training as it provides minimal valuable information for autoregressive learning. To address these issues, we design a data quality assessment model, DataRater, to assess data quality in terms of grammatical accuracy, information density, semantic consistency, and domain relevance, and further filter out low-quality content. Specifically, we extract 20k data from the rule-based filtered data and score them twice using the GPT-4, ranging from 0 to 5. Data with a score discrepancy of about 2 points between the two assessments is removed, resulting in a final set of 15k high-quality

²It is worth noting that our data processing methodology is also applicable to any domain and it will be made publicly available.

³<https://huggingface.co/BAAI/bge-m3>

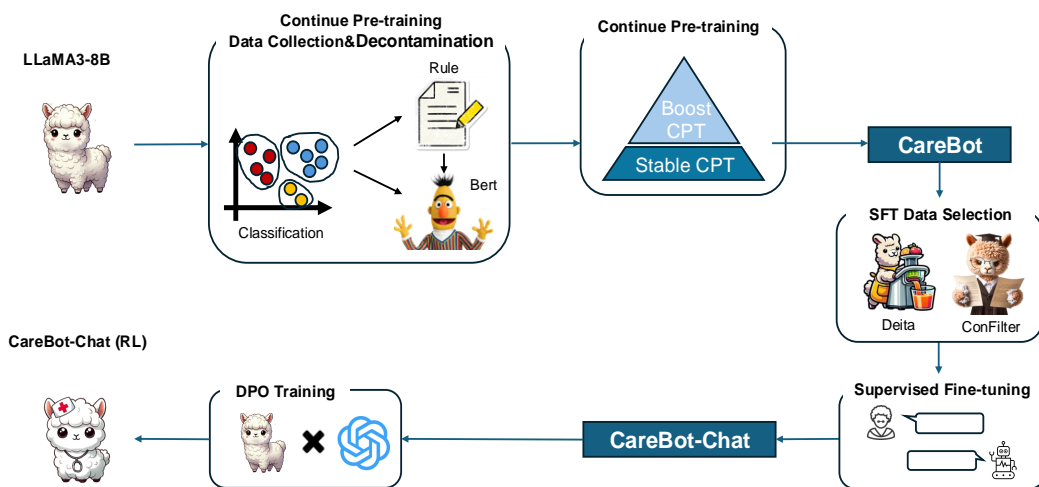


Figure 1: The overall pipeline of CareBot-Chat (RL), which includes the two-stage continue pre-training, supervised fine-tuning, and the DPO process.

training data. Finally, we train the DataRater based on the bge-m3. We also try a variety of multilingual pre-training models, details can be found in the Appendix B.

Training Strategy To gradually align the data distribution between pre-training and fine-tuning and minimize the loss of knowledge acquired during pre-training, we design a novel two-stage CPT strategy. This approach ensures a stable integration of medical knowledge into the LLM.

Stable CPT To balance medical domain knowledge with general knowledge, we first implement a Stable CPT stage, which ensures the model maintains and enhances its general language understanding while concentrating on medical information. In this stage, we combine a high-quality medical pre-training corpus with general data via the ratio as 19:1, with a token-level distribution of 1:9 for Chinese:English. We conduct adequate experiments to search both ratios, detailed results are available in the Appendix C.

Boost CPT To integrate medical knowledge during the model pre-training phase and facilitate a smooth transition to domain-specific tasks, we then design a Boost CPT phase. In this phase, we combine a very high-quality medical pre-training corpus with open-source medical SFT data at a 1:1 ratio, with a token-level distribution of 4:6 for Chinese:English. Notably, throughout these two phases, we progressively increase the proportion of Chinese data.

Supervised Fine-Tuning

To enhance model’s ability to follow medical instructions and better adapt to specific medical scenarios, we conduct the SFT. This process involves using conversational-style data (comprising both queries and responses) to finetune the pretrained LLM. In the following sections, we will explore the details of data construction and training methods.

Data Construction Our SFT dataset comprises a diverse array of question types, including multiple-choice questions from medical exams, single-turn disease diagnoses,

and multi-turn health consultations. It integrates data from seven publicly available sources: Chinese Medical Dialogue Data⁴, Huatuo26M (Li et al. 2023a), MedDialog (Zeng et al. 2020), ChatMed Consult Dataset (Tian et al. 2023), Chat-Doctor (Li et al. 2023b), CMB⁵, and MedQA (Jin et al. 2021). We preserve portions of authentic doctor-patient conversations and augment the dataset by rewriting the remaining content. For these rewrites, we use real-world medical scenarios as prompts and generate responses via GPT-4. We believe this ensures the diversity of the SFT dataset, which can help the CareBot better adapt to different types of medical problems and patient situations, thereby improving its performance in a variety of scenarios.

As stated in Zhou et al. (2023), a relatively small, high-quality dataset can be sufficient for fine-tuning LLMs, our focus is on efficiently filtering “good data” from massive data to achieve competitive performance with a minimal amount of data. Like standard data cleaning processes, our approach begins by removing duplicates and eliminating data associated with security concerns such as violence, bias, and pornography. In the following sections, we specifically introduce the data selection methods.

Single-turn Medical Dialogue Data Following Liu et al. (2024); Zeng et al. (2024), we believe that “good data” should have a complex instruction and a high-quality response. Therefore, We adopt the approach from Deita (Liu et al. 2024), which employs a complexity model and a quality model to score each instance along two dimensions: instruction complexity and response quality. The complexity model assigns a complexity score c_i to each instance, while the quality model assigns a quality score q_i , reflecting the quality of the response. By multiplying c_i with q_i , we combine the complexity score and quality score to obtain a comprehensive score, that is, $s_i = c_i * q_i$. Finally, we set a score threshold to select the most effective data instances in the

⁴<https://github.com/Toyhom/Chinese-medical-dialogue-data>

⁵<https://github.com/FreedomIntelligence/CMB>

massive data pool.

Multi-turn Medical Dialogue Data For multi-turn dialogues, we initially use Deita to compute the score s_i for each individual turn and then average these scores to derive the final score for the entire dialogue. However, we identify two specific challenges in multi-turn dialogues compared to single-turn dialogues: (1) The low correlation between different turns can negatively affect the relevance of earlier information for subsequent turns; (2) Excessive correlation between turns can lead to significant context duplication and redundant information. To address these issues, we propose the ConFilter method, which uses a score CF based on cross-entropy loss, to assess the influence of historical information on each turn. The details of this approach are outlined as follows:

In the instruction-tuning process, the loss of a sample pair (H, T) is calculated by continuously predicting the next tokens in the current turn T given their previous tokens and the history information H :

$$L_{\theta}(t_i|H) = -\frac{1}{N} \sum_{j=1}^N \log P(w_i^j | H, w_i^1, w_i^2, \dots, w_i^{j-1}; \theta) \quad (1)$$

where $H = \{t_1, t_2, \dots, t_{i-1}\}$, t_i is the current turn, w_i^j is the j -th token in the i -th turn, and N is the number of tokens of the current turn. We define $L_{\theta}(t_i|H)$ as the Conditioned Information Score, which measures the ability to generate the current turn under the guidance of corresponding historical information.

To measure the ability of LLM to generate this turn alone, we also define a Direct Information Score:

$$L_{\theta}(t_i) = -\frac{1}{N} \sum_{j=1}^N \log P(w_i^j | w_i^1, w_i^2, \dots, w_i^{j-1}; \theta) \quad (2)$$

We believe that the higher Direct Information Score may indicate that the turn is more challenging or complex. Finally, we try to estimate CF by calculating the ratio between $L_{\theta}(t_i)$ and $L_{\theta}(t_i|H)$.

$$CF_{\theta}(H, T) = \frac{L_{\theta}(t_i|H)}{L_{\theta}(t_i)} \quad (3)$$

Here, if $CF > 1$, it means historical information has a negative impact on current turn, that is, the correlation between contexts is very low. If $CF < 1$, it means historical information has a positive impact on current turn, that is, the correlation between contexts is high. However, too small CF means that the context is highly repeated and the information is highly redundant. We also set a threshold to filter the data.

RLHF

We enhance the model’s capabilities using Direct Preference Optimization (DPO) (Rafailov et al. 2023) after the SFT stage. To align the model’s output with human preferences while preserving the foundational abilities gained during the CPT and SFT stages (Lu et al. 2024), we construct subjective

preference data and objective preference data using samples that have the same distribution as the SFT dataset:

Subjective Preference Data We aim to construct dpo pairs where the chosen response aligns closely with human preferences. For each prompt, we first ask GPT-4 to respond as a professional and helpful doctor. Then, using GPT-4, we evaluate the superiority or inferiority of the original response and this newly generated response from the prompt. The evaluation considers four aspects: fluency, relevance, completeness, and proficiency in medical. We select the superior response as the chosen response for the dpo pair and the inferior response as the rejection response.

Objective Preference Data While RLHF can guide LLMs to align with human expectations, numerous studies show that this method can cause LLMs to forget abilities acquired during pre-training and SFT stages (Bai et al. 2022; Dong et al. 2023a), leading to an "alignment tax" (Dong et al. 2023b; Sun et al. 2024). To mitigate this issue, we construct objective preference data. Specifically, for objective prompts with known ground truth answers, we consider the ground truth as the chosen response and randomly select incorrect answers from the remaining options as rejection responses. For instance, in multiple-choice questions, if the ground truth is option A, we randomly select from options B, C, and D to construct the rejection response.

Experimental Setup

Baselines

We conduct a comparative analysis of our model against most representative open-source medical LLMs including HuatuoGPT-7B (Zhang et al. 2023), Zhongjing-13B (Yang et al. 2023b), MedAlpaca-7B (Han et al. 2023), BioMistral-7B (Labrak et al. 2024), and HuatuoGPT ll-7B (Chen et al. 2023). These models are specifically designed for medical applications, showcasing robust open-domain chat capabilities and applicability to various medical scenarios. Additionally, we also compare results from the closed-source model GPT-3.5-turbo. More details can be found in Appendix E.

Medical Benchmark

We comprehensively evaluate CareBot’s medical capabilities from two aspects, one is medical concept knowledge, and the other is medical consultation ability. For medical concept knowledge, CareBot is evaluated using three popular Chinese medical benchmarks (CMB (Wang et al. 2024), CMMLU-Med (Li et al. 2024), C-Eval-Med (Huang et al. 2023)) and four English medical benchmarks (MedQA (Jin et al. 2021), MMLU-Med (Hendrycks et al. 2021), MedMCQA (Pal, Umapathi, and Sankarasubbu 2022), and PubMedQA (Jin et al. 2019) test set). Accuracy is served as the primary evaluation metric for this aspect. For single-turn medical consultation questions, we use the Huatuo26M-test (Li et al. 2023a), evaluating responses via HuatuoEval (Chen et al. 2023) for pairwise comparisons. Additionally, multi-turn medical consultation questions are assessed using CMtMedQA (Yang et al. 2023b) and CMB-Clin (Wang et al. 2024). Consistent with Wang et al. (2024), the model’s

Models	English		Chinese			Avg.
	MedQA	MMLU-Med	CMB	CMMLU-Med	C-Eval-Med	
ChatGPT	52.24	69.96	43.26	50.37	48.80	52.93
HuatuoGPT-7B	16.63	25.62	19.68	23.11	25.66	22.14
Zhongjing-13B	11.28	16.90	20.39	23.85	30.09	20.50
MedAlpaca-7B	49.74	62.72	23.29	25.38	27.43	37.71
Biomistral-7B	50.60 [†]	59.08 [†]	23.83	26.55	25.67	37.15
HuatuoGPT II-7B	41.13	51.44	60.39	59.08	62.40	54.89
CareBot-Chat	63.71	71.53	52.50	56.42	63.72	61.58
CareBot-Chat (RL)	63.63	71.44	52.45	56.58	62.83	61.39

Table 1: The results of five medical concept knowledge benchmarks. [†] means the result of 3-shot (consistent with the original paper) and others are 0-shot. All scores are averaged over three random runs. ($p < 0.05$ under t-test)

responses are rated based on the fluency, relevance, completeness and medical proficiency of the reference answers. More details can be found in Appendix E.

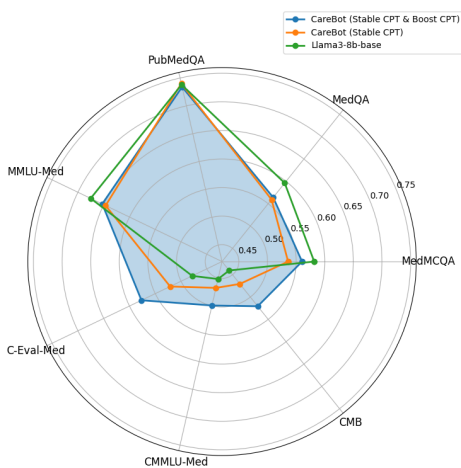


Figure 2: The performance of seven benchmarks for our CPT model, CareBot.

Experimental Results for CPT

In Figure 2, we evaluate our CPT model, CareBot, on seven common medical benchmarks. Considering that our goal is to train a medical model that performs well in both Chinese and English, we strive to improve Chinese medical ability while ensuring that English medical ability of the model is slightly reduced. We observe that for English benchmarks (MMLU-Med, PubMedQA, MedQA, MedMCQA), the performance of CareBot (Stable CPT) and CareBot (Stable CPT & Boost CPT) shows a slight decrease. This is expected, given that the LLaMA-8B-base model already has strong English capabilities. However, for Chinese benchmarks (C-Eval-Med, CMMLU-Med, CMB), our models demonstrate significant improvements, with particularly notable gains in models trained using the two-stage approach. This confirms that our two-stage CPT strategy effectively integrates medical domain knowledge into the model, resulting in robust enhancements to its Chinese medical capabilities.

Experimental Results for Alignment

Results for Medical Concept Knowledge

We present the results from five widely used benchmarks in Table 1. For English benchmark MedQA, our model CareBot-Chat outperforms ChatGPT by 11.47 points and BioMistral, the strongest open-source medical LLM, by 13.11%. For MMLU-Med, CareBot-Chat achieves a 1.57% improvement over ChatGPT and surpasses MedAlpaca by 8.81 points. For English benchmarks CMB and CMMLU-Med, HuatuoGPT II emerges as the top-performing model and our model does not have an advantage over it. For C-Eval-Med, our CareBot only achieves competitive results with HuatuoGPT II. This is because CareBot is built on LLaMA3-8B, an LLM with inherent strengths in English. Therefore, its performance in Chinese aligns with expectations. Nevertheless, in terms of average scores, CareBot-Chat exceeds HuatuoGPT II, the leading open-source medical model, by 6.69%, and ChatGPT by 8.65%. These outcomes underscore CareBot’s exceptional performance in medical applications, establishing it as a significant contributor to the field of medical AI.

Results for Medical Consultation Ability

Multi-turn Dialogue In Table 2 and 3, we present the results for the multi-turn dialogue benchmarks CMtMedQA and CMB-clin, respectively. Overall, the performance of two baselines is basically the same, with notable performance from HuatuoGPT and HuatuoGPT II. Across four dimensions, fluency and proficiency scores are particularly high, indicating coherent responses and a solid grasp of medical terminology by the medical LLMs. However, relevance and completeness scores are lower, suggesting room for improvement in providing highly relevant and comprehensive answers tailored to specific questions. Our model, CareBot-Chat, achieves strong performance across all dimensions, averaging scores of 4.35 and 4.22 respectively, with notable strengths in relevance and completeness. This underscores the effectiveness of our high-quality SFT dataset and our proposed multi-turn dialogue selection method, significantly enhancing the model’s contextual understanding and ensuring dialogue coherence and consistency. We further analyze the advantages of our models in multi-turn dialogues in Section Advantages of Multi-turn Dialogue.

Models	Fluency	Relevance	Completeness	Proficiency	Avg.
ChatGPT	4.94	4.21	3.98	4.04	4.29
HuatuoGPT-7B	4.94	3.28	3.22	4.19	3.91
Zhongjing-13B	2.26	1.68	1.62	2.63	2.05
MedAlpaca-7B	4.35	2.18	1.97	3.29	2.95
Biomistral-7B	4.48	2.45	2.17	3.55	3.16
HuatuoGPT II-7B	4.96	3.41	3.47	4.27	4.03
CareBot-Chat	4.99	4.67	4.20	4.26	4.53
CareBot-Chat (RL)	4.96	4.70	4.31	4.34	4.58

Table 2: The scores of different models on CMtMedQA.

Models	Fluency	Relevance	Completeness	Proficiency	Avg.
ChatGPT	4.78	3.75	3.77	4.01	4.08
HuatuoGPT-7B	4.69	3.25	3.08	4.00	3.76
Zhongjing-13B	3.14	2.14	1.89	3.11	2.57
MedAlpaca-7B	3.31	1.69	1.49	2.58	2.27
Biomistral-7B	3.79	2.10	1.82	3.09	2.70
HuatuoGPT II-7B	4.75	3.43	3.43	4.22	3.96
CareBot-Chat	4.82	4.20	3.68	4.16	4.22
CareBot-Chat (RL)	4.74	4.28	4.01	4.21	4.31

Table 3: The scores of different models on CMB-Clin.

Single-turn Dialogue Figure 3 (a) displays the comparison results between our CareBot-Chat and various baselines on the single-turn dialogue benchmark Huatuo26M-test. It is evident that CareBot-Chat achieves comparable performance to ChatGPT and HuatuoGPT, indicating that the baseline HuatuoGPT performs similarly to ChatGPT under this evaluation framework. Moreover, our model significantly outperforms Zhongjing, MedAlpaca, and BioMistral. The lower performance of MedAlpaca and BioMistral can be attributed to their limited Chinese language capabilities and inadequate medical SFT data. It is noteworthy that Zhongjing, incorporating pre-training, SFT, and RLHF stages, performs poorly. This is likely due to the two training stages of the base model, leading to catastrophic forgetting or model degradation. Additionally, its instruction fine-tuning data is both limited and of inferior quality, which explains why a model with larger parameters than our CareBot performs substantially worse. However, we observe that our model only competes with HuatuoGPT II-7B in the HuatuoEval framework. We will further discuss this phenomenon in Section Case Study. In Figure 3 (b), we also compare our CareBot-Chat (RL) model with other baselines, and basically achieve the same performance as CareBot-Chat.

Analysis and Discussion

One Stage CPT vs Two Stage CPT

Figure 4 illustrates the changes in Acc for the standard CPT (represented by the orange line) and our two-stage CPT method (shown with both the orange and blue lines). Initially, as the number of training tokens increases, the Acc rises but fluctuates significantly. After reaching 45B tokens, the Acc stabilizes around the LLaMA-8B-base level, indicating that the medical CPT has reached a relatively

stable state. Introducing the Boost CPT stage results in a marked and consistent improvement in Acc. In contrast, continuing training with 20B additional tokens using the Stable CPT approach shows minimal changes in performance. These findings strongly demonstrate that our two-stage CPT method effectively facilitates a smooth transition from general knowledge to domain-specific knowledge, from English to Chinese, and from PT to SFT.

Advantages of Multi-turn Dialogue

To investigate the reasons behind our model’s strong performance in multi-turn dialogues, we analyze the quality of each turn of responses, as shown in Table 4 (Appendix G). Our analysis reveals that, except for the first turn, CareBot-Chat’s average score was 0.25 lower than that of HuatuoGPT II. However, in subsequent turns, CareBot-Chat consistently outperforms HuatuoGPT II. Furthermore, our advantage becomes increasingly pronounced as the number of dialogue turns increases. Specifically, in terms of fluency and proficiency, our model performs comparably to HuatuoGPT II. In contrast, HuatuoGPT II’s performance in relevance and completeness significantly deteriorates with more turns, while CareBot-Chat maintains stable performance. This highlights CareBot-Chat’s superior capability in multi-turn dialogues, demonstrating its better understanding of dialogue context. We attribute this advantage to our carefully curated multi-turn dialogue SFT data, which retains dialogues with contextual relevance without excessive repetition. Additionally, Figure 10 and 11 in Appendix G provide comparisons of responses from CareBot-Chat and HuatuoGPT II in the same multi-turn dialogue, further confirming our model’s effectiveness. Notably, in the first turn, HuatuoGPT II’s response is longer and more detailed than ours. However, from the second turn, while HuatuoGPT II’s

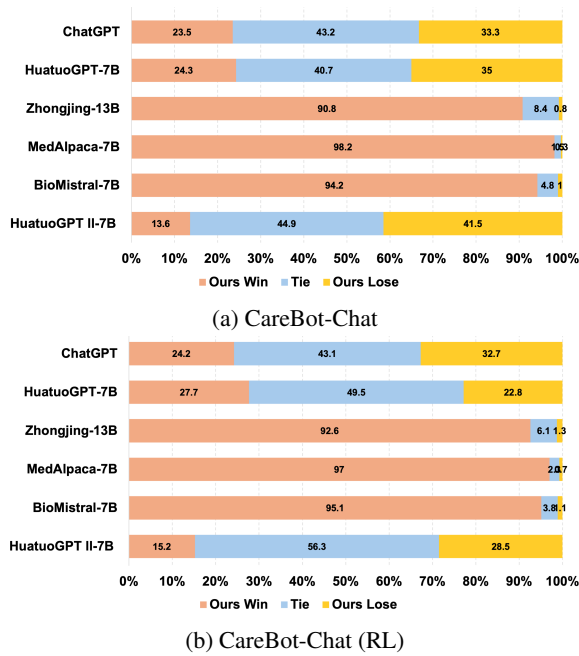


Figure 3: Comparison of CareBot-Chat and CareBot-Chat (RL)’s predicted answers and other baselines’ predicted answers on single-turn dialogues from Huatuo26M-test.

answers remain detailed, they become increasingly irrelevant and lack coherence with the ongoing dialogue. Generally, our results strongly indicate that CareBot-Chat has a significant advantage in multi-turn dialogues, demonstrating superior contextual understanding and coherence.

Effect on ConFilter

To evaluate the effectiveness of our multi-turn SFT data selection method, ConFilter, we conduct a comparative experiment. We finetune the pre-trained CareBot using two datasets: 110k high-quality multi-turn dialogues selected by ConFilter and 110k randomly selected samples from the original CMtMedQA dataset. As shown in Figure 5, both datasets achieve comparable fluency scores. However, in the other three dimensions, fine-tuning with the high-quality data significantly outperforms the randomly selected data. These results underscore the effectiveness of ConFilter in enhancing dialogue coherence and relevance by focusing on contextual correlations, thereby helping the model better understand and maintain conversation history.

Case Study

Figure 3 (a) illustrates our Carebot does not hold a significant advantage over HuatuoGPT II. Here, we present a case study. As depicted in Figure 12 (Appendix H), we provide an example where the output of CareBot-Chat is deemed inferior to that of HuatuoGPT II under the HuatuoEval evaluation framework. However, upon closer examination, we found there are some issues in HuatuoGPT II’s response, particularly in the statement “such as 100% skim milk or low-fat milk. These milks usually contain more protein and

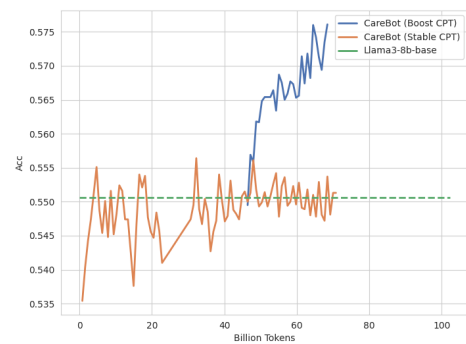


Figure 4: Comparison of the loss between our proposed two-stage CPT and the plain CPT.

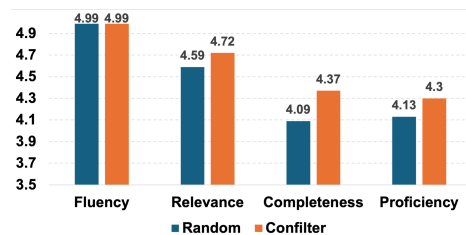


Figure 5: The comparison of the high-quality multi-turn dialogues selected by our ConFilter and the randomly selected multi-turn dialogues. These are all from CMtMedQA.

calcium, and have lower sugar and fat content.” Firstly, this statement itself is an hallucination, that is, skim milk or low-fat milk does not contain more protein and calcium, but only has lower fat content. Furthermore, medical professionals confirm that whole milk is more suitable for infants due to its nutritional benefits, including fats crucial for development. This aligns with responses generated by GPT-4. Additionally, HuatuoGPT II often includes repetitive content such as “It is better to choose milk designed specifically for children,” which, despite mimicking a doctor’s tone and offering longer responses, sometimes lacks relevance and completeness. This approach occasionally introduces ambiguities.

Conclusion

In this paper, we propose CareBot, a bilingual medical LLM, which is designed to enhance medical diagnostics, treatment planning, and medical education. To bridge gaps between data with different distributions, we design a novel two-stage continuous pre-training (CPT) approach, i.e., stable CPT and boost CPT. A model for evaluating data quality during CPT, DataRater, is also proposed. Besides, we further present ConFilter for selecting high-quality multi-turn dialogues, which is crucial to improving the model’s ability to handle more complex dialogues. CareBot’s performance, validated through extensive testing on Chinese and English medical benchmarks, demonstrates significant improvements in medical consultation and teaching, showcasing the effectiveness of its training strategies and datasets.

Acknowledgments

We thank all anonymous reviewers. This work was supported by National Science and Technology Major Project No.2022ZD0116314.

References

2023. Chatgpt: Language models are few-shot learners. Dublin, Ireland: Association for Computational Linguistics.
- Bai, Y.; Jones, A.; Ndousse, K.; Askell, A.; Chen, A.; Das-Sarma, N.; Drain, D.; Fort, S.; Ganguli, D.; Henighan, T.; et al. 2022. Training a helpful and harmless assistant with reinforcement learning from human feedback. *arXiv preprint arXiv:2204.05862*.
- Chen, J.; Wang, X.; Gao, A.; Jiang, F.; Chen, S.; Zhang, H.; Song, D.; Xie, W.; Kong, C.; Li, J.; Wan, X.; Li, H.; and Wang, B. 2023. HuatuoGPT-II, One-stage Training for Medical Adaption of LLMs. *arXiv:2311.09774*.
- Cheng, D.; Huang, S.; and Wei, F. 2024. Adapting Large Language Models via Reading Comprehension. In *The Twelfth International Conference on Learning Representations*.
- Dong, G.; Yuan, H.; Lu, K.; Li, C.; Xue, M.; Liu, D.; Wang, W.; Yuan, Z.; Zhou, C.; and Zhou, J. 2023a. How abilities in large language models are affected by supervised fine-tuning data composition. *arXiv preprint arXiv:2310.05492*.
- Dong, H.; Xiong, W.; Goyal, D.; Zhang, Y.; Chow, W.; Pan, R.; Diao, S.; Zhang, J.; Shum, K.; and Zhang, T. 2023b. Raft: Reward ranked finetuning for generative foundation model alignment. *arXiv preprint arXiv:2304.06767*.
- Han, T.; Adams, L. C.; Papaioannou, J.-M.; Grundmann, P.; Oberhauser, T.; Löser, A.; Truhn, D.; and Bressen, K. K. 2023. MedAlpaca – An Open-Source Collection of Medical Conversational AI Models and Training Data. *arXiv:2304.08247*.
- Hendrycks, D.; Burns, C.; Basart, S.; Zou, A.; Mazeika, M.; Song, D.; and Steinhardt, J. 2021. Measuring Massive Multitask Language Understanding. In *International Conference on Learning Representations*.
- Huang, Y.; Bai, Y.; Zhu, Z.; Zhang, J.; Zhang, J.; Su, T.; Liu, J.; Lv, C.; Zhang, Y.; jiyi lei; Fu, Y.; Sun, M.; and He, J. 2023. C-Eval: A Multi-Level Multi-Discipline Chinese Evaluation Suite for Foundation Models. In *Thirty-seventh Conference on Neural Information Processing Systems Datasets and Benchmarks Track*.
- Jin, D.; Pan, E.; Oufattole, N.; Weng, W.-H.; Fang, H.; and Szolovits, P. 2021. What Disease Does This Patient Have? A Large-Scale Open Domain Question Answering Dataset from Medical Exams. *Applied Sciences*, 11(14).
- Jin, Q.; Dhingra, B.; Liu, Z.; Cohen, W. W.; and Lu, X. 2019. Pubmedqa: A dataset for biomedical research question answering. *arXiv preprint arXiv:1909.06146*.
- Labrak, Y.; Bazoge, A.; Morin, E.; Gourraud, P.-A.; Rouvier, M.; and Dufour, R. 2024. BioMistral: A Collection of Open-Source Pretrained Large Language Models for Medical Domains. *arXiv:2402.10373*.
- Li, H.; Zhang, Y.; Koto, F.; Yang, Y.; Zhao, H.; Gong, Y.; Duan, N.; and Baldwin, T. 2024. CMMLU: Measuring massive multitask language understanding in Chinese. *arXiv:2306.09212*.
- Li, J.; Wang, X.; Wu, X.; Zhang, Z.; Xu, X.; Fu, J.; Tiwari, P.; Wan, X.; and Wang, B. 2023a. Huatuo-26M, a Large-scale Chinese Medical QA Dataset. *arXiv:2305.01526*.
- Li, Y.; Li, Z.; Zhang, K.; Dan, R.; Jiang, S.; and Zhang, Y. 2023b. ChatDoctor: A Medical Chat Model Fine-Tuned on a Large Language Model Meta-AI (LLaMA) Using Medical Domain Knowledge. *arXiv:2303.14070*.
- Liu, W.; Zeng, W.; He, K.; Jiang, Y.; and He, J. 2024. What Makes Good Data for Alignment? A Comprehensive Study of Automatic Data Selection in Instruction Tuning. In *The Twelfth International Conference on Learning Representations*.
- Lu, K.; Yu, B.; Huang, F.; Fan, Y.; Lin, R.; and Zhou, C. 2024. Online Merging Optimizers for Boosting Rewards and Mitigating Tax in Alignment. *arXiv preprint arXiv:2405.17931*.
- Pal, A.; Umapathi, L. K.; and Sankarasubbu, M. 2022. Medmcqa: A large-scale multi-subject multi-choice dataset for medical domain question answering. In *Conference on health, inference, and learning*, 248–260. PMLR.
- Rafailov, R.; Sharma, A.; Mitchell, E.; Manning, C. D.; Ermon, S.; and Finn, C. 2023. Direct Preference Optimization: Your Language Model is Secretly a Reward Model. In *Thirty-seventh Conference on Neural Information Processing Systems*.
- Raffel, C.; Shazeer, N.; Roberts, A.; Lee, K.; Narang, S.; Matena, M.; Zhou, Y.; Li, W.; and Liu, P. J. 2023. Exploring the Limits of Transfer Learning with a Unified Text-to-Text Transformer. *arXiv:1910.10683*.
- Sun, Z.; Shen, Y.; Zhou, Q.; Zhang, H.; Chen, Z.; Cox, D.; Yang, Y.; and Gan, C. 2024. Principle-driven self-alignment of language models from scratch with minimal human supervision. *Advances in Neural Information Processing Systems*, 36.
- Tian, Y.; Gan, R.; Song, Y.; Zhang, J.; and Zhang, Y. 2023. ChiMed-GPT: A Chinese Medical Large Language Model with Full Training Regime and Better Alignment to Human Preferences. *arXiv:2311.06025*.
- Touvron, H.; Lavril, T.; Izacard, G.; Martinet, X.; Lachaux, M.-A.; Lacroix, T.; Rozière, B.; Goyal, N.; Hambro, E.; Azhar, F.; Rodriguez, A.; Joulin, A.; Grave, E.; and Lample, G. 2023a. LLaMA: Open and Efficient Foundation Language Models. *arXiv:2302.13971*.
- Touvron, H.; Martin, L.; Stone, K.; Albert, P.; Almahairi, A.; Babaei, Y.; Bashlykov, N.; Batra, S.; Bhargava, P.; Bhosale, S.; Bikel, D.; Blecher, L.; Ferrer, C. C.; Chen, M.; Cucurull, G.; Esiobu, D.; Fernandes, J.; Fu, J.; Fu, W.; Fuller, B.; Gao, C.; Goswami, V.; Goyal, N.; Hartshorn, A.; Hosseini, S.; Hou, R.; Inan, H.; Kardas, M.; Kerkez, V.; Khabsa, M.; Kloumann, I.; Korenev, A.; Koura, P. S.; Lachaux, M.-A.; Lavril, T.; Lee, J.; Liskovich, D.; Lu, Y.; Mao, Y.; Martinet, X.; Mihaylov, T.; Mishra, P.; Molybog, I.; Nie, Y.; Poulton, A.; Reizenstein, J.; Rungta, R.; Saladi, K.; Schelten, A.;

- Silva, R.; Smith, E. M.; Subramanian, R.; Tan, X. E.; Tang, B.; Taylor, R.; Williams, A.; Kuan, J. X.; Xu, P.; Yan, Z.; Zarov, I.; Zhang, Y.; Fan, A.; Kambadur, M.; Narang, S.; Rodriguez, A.; Stojnic, R.; Edunov, S.; and Scialom, T. 2023b. Llama 2: Open Foundation and Fine-Tuned Chat Models. arXiv:2307.09288.
- Wang, X.; Chen, G.; Dingjie, S.; Zhiyi, Z.; Chen, Z.; Xiao, Q.; Chen, J.; Jiang, F.; Li, J.; Wan, X.; Wang, B.; and Li, H. 2024. CMB: A Comprehensive Medical Benchmark in Chinese. In Duh, K.; Gomez, H.; and Bethard, S., eds., *Proceedings of the 2024 Conference of the North American Chapter of the Association for Computational Linguistics: Human Language Technologies (Volume 1: Long Papers)*, 6184–6205. Mexico City, Mexico: Association for Computational Linguistics.
- Xiong, H.; Wang, S.; Zhu, Y.; Zhao, Z.; Liu, Y.; Huang, L.; Wang, Q.; and Shen, D. 2023. DoctorGLM: Fine-tuning your Chinese Doctor is not a Herculean Task. arXiv:2304.01097.
- Yang, A.; Xiao, B.; Wang, B.; Zhang, B.; Bian, C.; Yin, C.; Lv, C.; Pan, D.; Wang, D.; Yan, D.; Yang, F.; Deng, F.; Wang, F.; Liu, F.; Ai, G.; Dong, G.; Zhao, H.; Xu, H.; Sun, H.; Zhang, H.; Liu, H.; Ji, J.; Xie, J.; Dai, J.; Fang, K.; Su, L.; Song, L.; Liu, L.; Ru, L.; Ma, L.; Wang, M.; Liu, M.; Lin, M.; Nie, N.; Guo, P.; Sun, R.; Zhang, T.; Li, T.; Li, T.; Cheng, W.; Chen, W.; Zeng, X.; Wang, X.; Chen, X.; Men, X.; Yu, X.; Pan, X.; Shen, Y.; Wang, Y.; Li, Y.; Jiang, Y.; Gao, Y.; Zhang, Y.; Zhou, Z.; and Wu, Z. 2023a. Baichuan 2: Open Large-scale Language Models. arXiv:2309.10305.
- Yang, S.; Zhao, H.; Zhu, S.; Zhou, G.; Xu, H.; Jia, Y.; and Zan, H. 2023b. Zhongjing: Enhancing the Chinese Medical Capabilities of Large Language Model through Expert Feedback and Real-world Multi-turn Dialogue. arXiv:2308.03549.
- Zeng, G.; Yang, W.; Ju, Z.; Yang, Y.; Wang, S.; Zhang, R.; Zhou, M.; Zeng, J.; Dong, X.; Zhang, R.; Fang, H.; Zhu, P.; Chen, S.; and Xie, P. 2020. MedDialog: Large-scale Medical Dialogue Datasets. In Webber, B.; Cohn, T.; He, Y.; and Liu, Y., eds., *Proceedings of the 2020 Conference on Empirical Methods in Natural Language Processing (EMNLP)*, 9241–9250. Online: Association for Computational Linguistics.
- Zeng, W.; Xu, C.; Zhao, Y.; Lou, J.-G.; and Chen, W. 2024. Automatic Instruction Evolving for Large Language Models. *arXiv preprint arXiv:2406.00770*.
- Zhang, H.; Chen, J.; Jiang, F.; Yu, F.; Chen, Z.; Li, J.; Chen, G.; Wu, X.; Zhang, Z.; Xiao, Q.; Wan, X.; Wang, B.; and Li, H. 2023. HuatuoGPT, towards Taming Language Model to Be a Doctor. arXiv:2305.15075.
- Zhang, K.; Zeng, S.; Hua, E.; Ding, N.; Chen, Z.-R.; Ma, Z.; Li, H.; Cui, G.; Qi, B.; Zhu, X.; Lv, X.; Jinfang, H.; Liu, Z.; and Zhou, B. 2024a. UltraMedical: Building Specialized Generalists in Biomedicine. arXiv:2406.03949.
- Zhang, X.; Tian, C.; Yang, X.; Chen, L.; Li, Z.; and Petzold, L. R. 2024b. AlpaCare: Instruction-tuned Large Language Models for Medical Application. arXiv:2310.14558.
- Zhou, C.; Liu, P.; Xu, P.; Iyer, S.; Sun, J.; Mao, Y.; Ma, X.; Efrat, A.; Yu, P.; YU, L.; Zhang, S.; Ghosh, G.; Lewis, M.; Zettlemoyer, L.; and Levy, O. 2023. LIMA: Less Is More for Alignment. In *Thirty-seventh Conference on Neural Information Processing Systems*.

Appendix

A. Domain Classification

In this section, we train a domain classifier on different pre-trained models, as shown in Figure 6. Finally, we choose bge-m3 with the best Acc performance as the final choice, with a batch size of 64, lr of 1e-5 and the training epoch of 10. The validation accuracy is 86%.

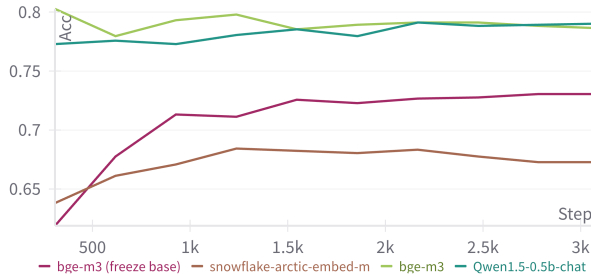


Figure 6: Domain classification models for CPT data collection and decontamination.

B. LLM-based Data Quality Filtering

In this section, we train a data quality assessment model, DataRater, on different pre-trained models, as shown in Figure 7. Finally, we also choose bge-m3 with the lowest MSE as the final choice, with a batch size of 64, lr of 1e-5 and the training epoch of 10.

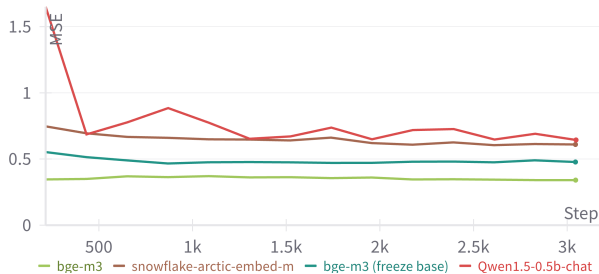


Figure 7: Data quality filtering models for CPT data collection and decontamination.

C. Data Ratio Search in CPT Stage

In this section, we explore the data ratio on the small-size model Phi1.5 in Figure 8. We first keep the Chinese-English ratio at 1:9 and adjust the ratio of medical data and general data. We found that the best ratio is 19:1 for medical data to general data. Then, while keeping the ratio of medical data to general data at 19:1, we reduce the ratio of Chinese:English to 1:19. We found that this performance is not good. Therefore, we choose a Chinese:English ratio of 1:9 and a medical data:general data ratio of 19:1 as the final ratio.

D. Training Details

In this section, we give the training details of different stages as follows:

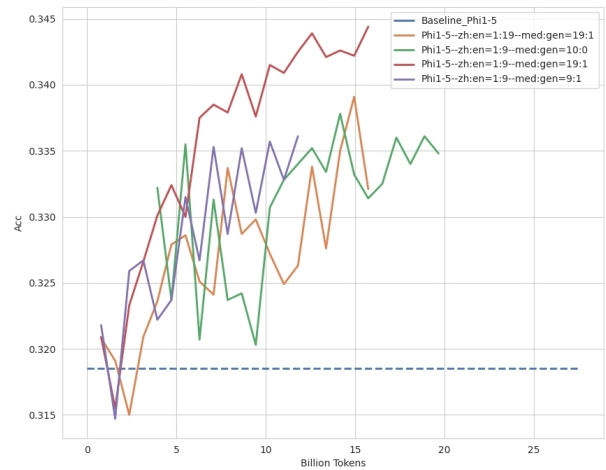


Figure 8: Data Ratio Search for Chinese and English, and domain-specific data and general data in Stable CPT stage.

CPT For stable CPT, we train on 3*8 NVIDIA A100-40G GPUs, using a batch-size of 4M, a learning rate of 8e-6, a maximum length of 4096, a cosine learning rate scheduler, a warmup-ratio of 0.1, and train for 18,000 steps. For boost CPT, keeping other settings unchanged, we reduce the learning rate to 2e-6, and train for 7,000 steps.

SFT Our Chat model is based on CareBot and the training process has the following hyperparameters: sequence length set to 2048, batch size set to 128, and peak learning rate set to 2e-6 with cosine learning rate scheduler. To prevent overfitting, weight decay of 0.1 is applied and dropout is set to 0.1. Training is parallelized on 8 A100-40G NVIDIA GPUs using the AdamW optimizer with bf16 precision and ZeRO-3. We reserve 10% of the training set for validation and get the best checkpoint after 2 epochs.

DPO We construct a dataset of 12,727 DPO preference pairs, consisting of 9,019 subjective and 3,708 objective data samples. We train the model over two epochs using 8 NVIDIA Tesla A100 GPUs. The settings include a learning rate of 1e-7, a batch size of 96, and a beta of 0.03. Additionally, we employ a learning rate warmup and a cosine learning rate scheduler for optimization.

E. Baselines and Benchmarks

We use the following open-source medical large language models as baselines:

HuatuogPT-7B is trained using real-world data and distilled data from ChatGPT, adopting RLMF (a method combining ChatGPT and doctor preferences) to leverage the advantages of mixed.

Zhongjing-13B is the first Chinese medical LLaMA-based LLM that implements an entire training pipeline from continuous pre-training, SFT, to Reinforcement Learning from Human Feedback (RLHF).

MedAlpaca-7B is a compilation of language models specifically fine-tuned for biomedical tasks.

BioMistral-7B is a specialized LLM tailored for the biomedical domain, derived from Mistral 7B Instruct v0.1

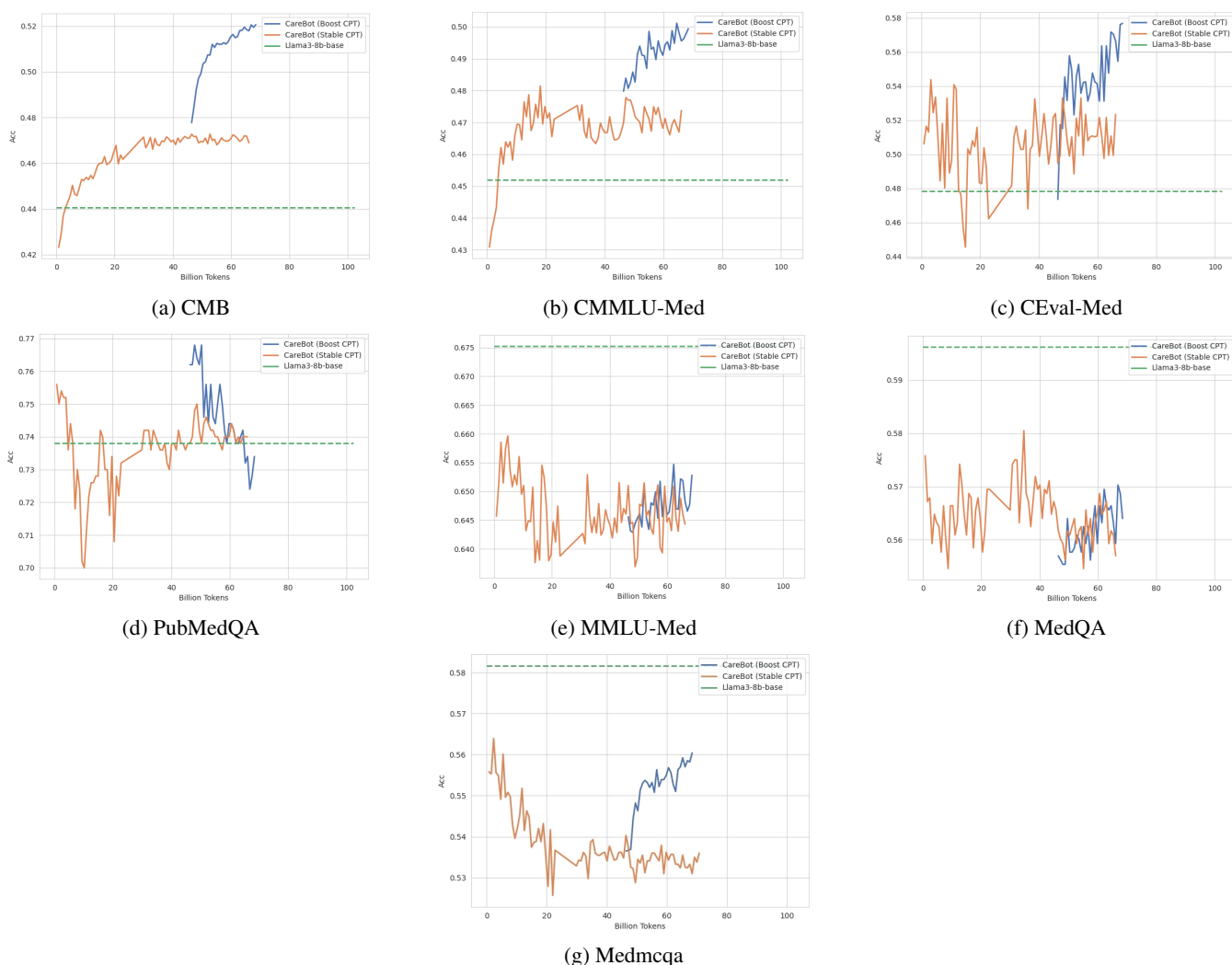


Figure 9: Performance of two different CPT strategies on seven benchmarks.

and further pre-trained on PubMed Central.

HuatuoGPT II-7B is a Chinese medical language model trained by a one-stage domain adaptation method.

We use the following benchmarks for medical concept knowledge:

CMB is a collection of multiple-choice questions in Chinese, sourced from various professional medical qualification examinations. It encompasses questions from exams for physicians, nurses, technicians, pharmacists, undergraduate medical programs, and graduate entrance examinations. We utilize 11,200 questions from the test set to conduct a comprehensive, multi-level assessment of the model’s medical knowledge.

CMMLU-Med is a comprehensive Chinese benchmark, from which we extract medical-related tasks to evaluate the model’s performance. These tasks encompass various medical domains, including anatomy, clinical knowledge, college biology, college medicine, medical genetics, and professional medicine.

C-Eval-Med is a Chinese multiple-choice dataset. We extracted tasks related to medicine from the validation set, such as basic medicine, clinical medicine, medical practice, and veterinary medicine to test the model’s performance.

MMLU-Med is the English multi-subject multiple-choice dataset, from which we extract medical-related tasks to evaluate the model’s performance. These tasks encompass various medical domains, including anatomy, clinical knowledge, college biology, college medicine, medical genetics, and professional medicine.

MedQA is a multiple-choice question dataset from the United States Medical Licensing Examination (USMLE). Its test set consists of 1,273 questions, which are used to assess a model’s medical knowledge and reasoning skills required to obtain a medical license in the United States.

MedMCQA is a large-scale multiple-choice question and answer dataset, sourced from India’s medical entrance exams (AIIMS/NEET). Its test set comprises 6,100 questions, enabling the evaluation of a model’s general medical knowl-

Model		Fluency	Relevance	Completeness	Proficiency	Avg.
Turn 1	HuatuoGPT ll	5.00	4.78	4.75	4.54	4.77
	CareBot-Chat	4.98	4.63	4.25	4.21	4.52 (-0.25)
Turn 2	HuatuoGPT ll	4.97	3.74	3.72	4.26	4.17
	CareBot-Chat	4.98	4.61	4.09	4.19	4.47 (+0.30)
Turn 3	HuatuoGPT ll	4.93	2.95	2.96	4.09	3.73
	CareBot-Chat	4.99	4.65	4.11	4.23	4.50 (+0.77)
Turn 4	HuatuoGPT ll	4.94	2.69	2.85	4.17	3.66
	CareBot-Chat	4.99	4.71	4.22	4.31	4.63 (+0.97)
Turn 5	HuatuoGPT ll	4.92	2.54	2.83	4.23	3.63
	CareBot-Chat	4.99	4.78	4.35	4.38	4.63 (+1.00)
Turn 6	HuatuoGPT ll	4.94	2.55	2.83	4.29	3.65
	CareBot-Chat	5.00	4.80	4.44	4.46	4.68 (+1.03)
Turn 7	HuatuoGPT ll	4.93	2.93	3.07	4.24	3.79
	CareBot-Chat	5.00	4.76	4.48	4.36	4.65 (+0.86)
Turn 8	HuatuoGPT ll	4.92	2.54	2.62	4.08	3.54
	CareBot-Chat	5.00	4.85	4.69	4.62	4.79 (+1.25)
Turn 9	HuatuoGPT ll	4.80	2.80	3.00	3.80	3.63
	CareBot-Chat	5.00	5.00	4.40	4.80	4.80 (+1.17)
Turn 10	HuatuoGPT ll	4.96	3.41	3.47	4.27	3.18
	CareBot-Chat	5.00	5.00	5.00	5.00	5.00 (+1.82)

Table 4: The scores of each turn of responses on the CMtMedQA benchmark.

edge and reasoning abilities.

PubMedQA is a closed-domain question and answer dataset, where each question can be answered by referring to the relevant context from PubMed abstracts. We use 500 test questions from this dataset to evaluate a model’s ability to understand and reason about biomedical literature.

We use the following benchmarks for medical consultation ability:

Huatuo26M-test is a large-scale Chinese Medical Question Answering (QA) dataset, and we use its test set to evaluate the model’s capability in single-turn dialogues.

CMtMedQA is a large-scale dataset consisting of multi-turn medical dialogues in Chinese. To evaluate the model’s ability to engage in complex dialogues and initiate proactive inquiries, we utilized approximately 1,000 samples from the dataset’s test set.

CMB-Clin consists of 74 expertly curated medical case consultations derived from clinical diagnostic teaching materials. It evaluates the model’s mastery and reasoning abilities in applying medical knowledge through multi-turn diagnostic dialogues.

F. One Stage vs two Stage

In this section, we present the performance of two CPT strategies on seven common benchmarks in Figure 9.

G. Analysis for Multi-turn Dialogue

In this section, we first present the different responses of our CareBot-Chat and HuatuoGPT ll for the same dialogue, as shown in Figure 10 and Figure 11. Then, in Table 4, we give the scores of each turn of responses on the CMtMedQA benchmark.

H. Case Study for Single-turn Dialogue

In this section, we give an example of different models giving responses to the same single-turn dialogue in Figure 12.

CareBot-Chat (Ours)

Q1: 你好，我是发现自己头皮老是有痘痘，摸着明显，请问头皮出现痘痘怎么办好？

(Translation: Hello, I find that I always have pimples on my scalp, and they are obvious to the touch. What should I do if I have pimples on my scalp?)

A1: 你好，头皮出现痘痘可能是由于多种原因引起的，例如头皮油脂分泌过多、头皮屑过多、头皮感染等。建议你尝试以下方法来缓解头皮痘痘的症状：1.保持头皮清洁，每天用温水和温和的洗发水洗头，避免使用过多的化学产品。2.避免过度梳理头发，减少头皮摩擦。3.避免使用过热的水洗头，避免使用过多的发胶、发蜡等造型产品。4.保持头皮的湿润，可以使用一些保湿的洗发水或护发素。5.如果头皮痘痘严重，可以考虑到医院就诊，接受专业的治疗。希望以上方法能够帮助你缓解头皮痘痘的症状。

(Translation: Hello, scalp acne may be caused by many reasons, such as excessive scalp oil secretion, excessive dandruff, scalp infection, etc. It is recommended that you try the following methods to relieve the symptoms of scalp acne: 1. Keep your scalp clean, wash your hair with warm water and mild shampoo every day, and avoid using too many chemical products. 2. Avoid excessive combing of your hair to reduce scalp friction. 3. Avoid using too hot water to wash your hair, and avoid using too much hairspray, hair wax and other styling products. 4. Keep your scalp moisturized and use some moisturizing shampoo or conditioner. 5. If the scalp acne is severe, you can consider going to the hospital for professional treatment. I hope the above methods can help you relieve the symptoms of scalp acne.)

Q2: 是的，最近我刚换了一种新的洗发水。

(Translation: Yes, I just switched to a new shampoo recently.)

A2: 换洗发水可能是引起头皮痘痘的原因之一。某些洗发水中的成分可能会刺激头皮，导致痘痘的出现。我建议你停止使用该洗发水，并观察头皮痘痘的情况是否有改善。如果情况没有改善，建议你咨询专业的皮肤科医生，以获取更准确的诊断和治疗建议。

(Translation: Changing shampoos may be one of the causes of scalp acne. The ingredients in some shampoos may irritate the scalp and cause acne. I suggest that you stop using the shampoo and observe whether the scalp acne situation improves. If the situation does not improve, it is recommended that you consult a professional dermatologist for a more accurate diagnosis and treatment advice.)

Q3: 好的，我会试试的。还有其他需要注意的吗？

(Translation: Ok, I'll try that. Anything else I should be aware of?)

A3: 除了更换洗发水外，你还可以注意以下几点：保持头皮清洁，每天用温水洗头，避免使用过多的发胶、发蜡等造型产品；避免过度梳理头发，减少头皮摩擦；保持良好的生活习惯，注意饮食均衡，避免过度疲劳和压力。如果情况没有改善，建议你咨询专业的皮肤科医生进行进一步的检查和治疗。

(Translation: In addition to changing shampoo, you can also pay attention to the following points: keep your scalp clean, wash your hair with warm water every day, avoid using too much hairspray, wax and other styling products; avoid excessive combing of hair to reduce scalp friction; maintain good living habits, pay attention to a balanced diet, and avoid excessive fatigue and stress. If the situation does not improve, it is recommended that you consult a professional dermatologist for further examination and treatment.)

Q4: 是的，我经常束发或戴帽子。

(Translation: Yes, I often wear my hair in a bun or a hat.)

A4: 长时间束发或者戴帽子会导致头皮缺氧，容易引发头皮痘痘。我建议你尽量减少束发和戴帽子的时间，保持头皮通风。如果你需要束发，可以选择宽松的发辫或者松散的发型。另外，饮食方面，尽量避免辛辣、油腻食物，多摄入新鲜蔬菜水果，保持身体健康。

(Translation: Tying your hair or wearing a hat for a long time will cause the scalp to lack oxygen, which is easy to cause scalp acne. I suggest you try to reduce the time you tie your hair or wear a hat to keep your scalp ventilated. If you need to tie your hair, you can choose loose braids or loose hairstyles. In addition, in terms of diet, try to avoid spicy and greasy foods, and eat more fresh fruits and vegetables to stay healthy.)

Q5: 好的，我会注意的。如果以上方法都没有改善，还可以做些什么呢？

(Translation: OK, I'll keep an eye on it. If none of the above work, what else can I do?)

A5: 如果以上方法都没有改善，我建议你去看皮肤科医生进行进一步的检查和诊断。他们可以根据你的具体情况给出更专业的建议和治疗方案。

(Translation: If the above methods do not improve, I suggest you see a dermatologist for further examination and diagnosis. They can give more professional advice and treatment plans based on your specific situation.)

Q6: 好的，谢谢你的建议！

(Translation: Ok, thanks for the advice!)

A6: 不客气，希望我的建议对你有所帮助。如果你还有其他问题，随时都可以向我咨询。祝你早日恢复健康！

(Translation: You're welcome. I hope my advice is helpful to you. If you have any other questions, you can always consult me. I wish you a speedy recovery!)

Figure 10: An example of a multi-turn dialogue (CareBot-Chat).

HuatuogPT II

Q1: 你好，我是发现自己头皮老是有痘痘，摸着明显，请问头皮出现痘痘怎么办好？

(Translation: Hello, I find that I always have pimples on my scalp, and they are obvious to the touch. What should I do if I have pimples on my scalp?)

A1: 你好，头皮上出现痘痘可能是由于多种原因，包括皮肤过于油腻，毛囊炎，皮肤病如脂溢性皮炎，或者是由于压力、饮食不当等因素引起的。以下是一些可能的解决方案：1. 保持头皮清洁：每天洗头可以帮助去除多余的油脂和死皮细胞，防止毛囊堵塞。使用适合油性或敏感头皮的洗发水。2. 饮食调整：避免过度摄入油腻、辛辣、甜食，多吃新鲜蔬菜和水果，保持饮食均衡。3. 控制压力：压力可能会影响皮肤健康，尝试一些放松技巧，如瑜伽、冥想等，以帮助管理压力。4. 避免抓挠：抓挠可能会导致痘痘破裂，引发感染。如果感到瘙痒，可以尝试使用含有抗真菌成分的洗发水。5. 使用药物治疗：如果以上方法无效，可能需要使用药物治疗。一些外用药物如苯甲酸类（如达菲林）、过氧化苯甲酰（如“痘痘”）或者抗生素可以帮助治疗痤疮。如果痘痘严重或者持续不愈，建议寻求皮肤科医生的帮助。请注意，以上建议仅供参考，具体的治疗方案还需要根据你的具体情况来定。如果痘痘持续不愈或者症状加重，建议尽快就医。

(Translation: Hello, acne on the scalp may be due to a variety of reasons, including too oily skin, folliculitis, skin diseases such as seborrheic dermatitis, or due to factors such as stress and improper diet. Here are some possible solutions: 1. Keep your scalp clean: Washing your hair every day can help remove excess oil and dead skin cells and prevent clogging of hair follicles. Use a shampoo suitable for oily or sensitive scalps. 2. Dietary adjustments: Avoid excessive intake of greasy, spicy, and sweet foods, eat more fresh vegetables and fruits, and maintain a balanced diet. 3. Control stress: Stress may affect skin health. Try some relaxation techniques such as yoga and meditation to help manage stress. 4. Avoid scratching: Scratching may cause acne to break and cause infection. If you feel itchy, you can try using a shampoo with antifungal ingredients. 5. Use medication: If the above methods do not work, you may need to use medication. Some topical medications such as benzoic acid (such as Diphylline), benzoyl peroxide (such as "Acne") or antibiotics can help treat acne. If the acne is severe or persists, it is recommended to seek help from a dermatologist. Please note that the above suggestions are for reference only. The specific treatment plan needs to be determined according to your specific situation. If the acne persists or the symptoms worsen, it is recommended to see a doctor as soon as possible.)

Q2: 是的，最近我刚换了一种新的洗发水。

(Translation: Yes, I just switched to a new shampoo recently.)

A2: 你好，很高兴能帮到你。头皮上出现痘痘可能是多种原因引起的，我会提出一些问题来更好地了解情况。首先，你是否使用了新的发蜡、洗发水或护发产品？

(Translation: Hi, I'm glad I could help you. There could be a number of reasons why breakouts appear on your scalp, and I'd ask a few questions to get a better understanding. First, are you using any new wax, shampoo, or hair products?)

Q3: 好的，我会试试的。还有其他需要注意的吗？

(Translation: Ok, I'll try that. Anything else I should be aware of?)

A3: 好的，听起来可能是你对新的洗发水过敏了。停用新洗发水，尝试使用回以前的洗发水，看看头皮痘痘是否有改善。此外，保持头皮清洁也很重要，你可以使用温和的洗发水每天洗头，避免使用过于刺激的产品。如果问题持续存在，我建议你去皮肤科医生，他们可能会建议使用特殊的洗发水或局部药物治疗。

(Translation: OK, it sounds like you may be allergic to your new shampoo. Stop using the new shampoo and try going back to your old shampoo to see if your scalp acne improves. It's also important to keep your scalp clean by washing your hair daily with a gentle shampoo and avoiding overly harsh products. If the problem persists, I recommend seeing a dermatologist, who may recommend a special shampoo or topical medication.)

Q4: 是的，我经常束发或戴帽子。

(Translation: Yes, I often wear my hair in a bun or a hat.)

A4: 其他可能的原因包括压力、睡眠不足、营养不良或荷尔蒙失衡。如果你最近经历了这些变化，或者有任何其他健康问题，它们可能会导致头皮痘痘。此外，头皮痘痘也可能是由于头皮屑或头皮感染引起的。如果你注意到头皮瘙痒、红肿或脱发，这可能是头皮痘痘的原因。如果以上建议没有帮助，或者你的头皮痘痘持续存在，我建议你去皮肤科医生。他们可以进行更详细的检查，并可能会推荐特定的治疗方法。

(Translation: Other possible causes include stress, lack of sleep, poor nutrition, or hormonal imbalances. If you've recently experienced any of these changes, or have any other health issues, they could be causing scalp breakouts. Additionally, scalp breakouts can also be caused by dandruff or a scalp infection. If you notice itchy scalp, redness, or hair loss, this could be the cause of your scalp breakouts. If the above suggestions don't help, or if your scalp breakouts persist, I recommend visiting a dermatologist. They can perform a more detailed examination and may recommend specific treatments.)

Q5: 好的，我会注意的。如果以上方法都没有改善，还可以做些什么呢？

(Translation: OK, I'll keep an eye on it. If none of the above work, what else can I do?)

A5: 此外，饮食也可能影响头皮状况。食用高糖、高脂肪或加工食品可能会加重头皮痘痘。建议你饮食均衡，多吃新鲜水果和蔬菜，保持身体的水分。

(Translation: In addition, your diet may also affect the condition of your scalp. Eating high-sugar, high-fat, or processed foods may aggravate scalp acne. It is recommended that you eat a balanced diet, eat plenty of fresh fruits and vegetables, and stay hydrated.)

Q6: 好的，谢谢你的建议！

(Translation: Ok, thanks for the advice!)

A6: 如果以上方法都没有改善头皮痘痘，你可能需要寻求皮肤科医生的帮助。他们可以提供更具体的建议和治疗方案，如使用局部抗生素、光疗或激光治疗等。

(Translation: If none of the above methods help your scalp acne, you may want to seek help from a dermatologist. They can provide more specific advice and treatment options, such as topical antibiotics, light therapy, or laser treatments.)

Figure 11: An example of a multi-turn dialogue (HuatuogPT II).

Query

我家宝宝两岁了，现在可以喝市场上卖的液体牛奶了吗？

(Translation: My baby is two years old. Can he drink liquid milk sold on the market now?)

GPT-4

一般来说，两岁的宝宝可以开始喝市场上销售的液体牛奶了，但是有几点需要注意：

1. 营养需求：液体牛奶通常是全脂牛奶，含有脂肪、蛋白质和钙等营养物质，适合宝宝的生长发育需要。但要确保宝宝的饮食多样化，液体牛奶不能取代其他重要的营养来源，如蔬菜、水果、谷物和蛋白质来源。2. 适量控制：两岁的宝宝通常每天喝约2杯（480毫升）的牛奶是合适的。喝太多可能影响食欲，而且超过推荐摄入量的钙可能对宝宝的健康不利。3. 过敏和不耐受性：如果宝宝对乳制品有过敏或不耐受的反应，应避免给宝宝喝牛奶，可以选择其他替代品，如豆奶或乳清。4. 品牌和质量：选择信誉好、质量有保证的品牌牛奶，确保它们符合卫生标准并且不含添加剂。最好在给宝宝引入新的食物或饮品时，逐步引入并观察宝宝的反应。如果有任何健康或营养问题，建议咨询儿科医生或专业的营养师。

(Translation: Generally speaking, two-year-old babies can start drinking liquid milk sold on the market, but there are a few points to note: 1. Nutritional requirements: Liquid milk is usually whole milk, containing nutrients such as fat, protein and calcium, which is suitable for the growth and development needs of babies. But make sure that your baby's diet is diversified, and liquid milk cannot replace other important sources of nutrition, such as vegetables, fruits, grains and protein sources. 2. Appropriate control: It is usually appropriate for two-year-old babies to drink about 2 cups (480 ml) of milk a day. Drinking too much may affect appetite, and calcium intake exceeding the recommended amount may be harmful to the baby's health. 3. Allergies and intolerances: If your baby has an allergic or intolerance reaction to dairy products, you should avoid giving your baby milk, and you can choose other substitutes such as soy milk or whey. 4. Brand and quality: Choose a reputable and quality-guaranteed brand of milk, and make sure they meet hygiene standards and do not contain additives. It is best to introduce new foods or drinks to your baby gradually and observe your baby's reaction. If you have any health or nutritional questions, it is recommended to consult a pediatrician or professional nutritionist.)

HuatuoGPT II

两岁的宝宝可以喝市场上卖的液体牛奶，但是需要注意的是，这些牛奶并不是专门为儿童设计的。它们可能含有过多的糖分和脂肪，而且可能缺乏儿童成长所需的一些重要营养素，如钙和维生素D。有几点需要注意：1. 如果你想为你的宝宝提供营养丰富的牛奶，最好的选择是购买专门为儿童设计的牛奶，如100%的脱脂牛奶或者低脂牛奶。这些牛奶通常含有更多的蛋白质和钙，而且糖分和脂肪的含量较低。2. 如果你的宝宝对牛奶有过敏反应，你应该避免给他喝任何类型的牛奶。如果你不确定你的宝宝是否对牛奶过敏，你应该咨询医生。总的来说，虽然两岁的宝宝可以喝市场上卖的液体牛奶，但是最好还是选择专门为儿童设计的牛奶，以确保他们得到足够的营养。

(Translation: Two-year-old babies can drink liquid milk sold on the market, but it should be noted that these milks are not specially designed for children. They may contain too much sugar and fat, and may lack some important nutrients needed for children's growth, such as calcium and vitamin D. There are a few things to note: 1. If you want to provide your baby with nutritious milk, the best choice is to buy milk specially designed for children, such as 100% skim milk or low-fat milk. These milks usually contain more protein and calcium, and are lower in sugar and fat. 2. If your baby is allergic to milk, you should avoid giving him any type of milk. If you are not sure whether your baby is allergic to milk, you should consult a doctor. In general, although two-year-old babies can drink liquid milk sold on the market, it is best to choose milk specially designed for children to ensure that they get enough nutrition.)

CareBot-Chat (Ours)

两岁的宝宝可以开始逐渐引入液体牛奶，但需要注意以下几点：1. 选择适合宝宝年龄的液体牛奶：市场上有专门为婴幼儿设计的液体牛奶产品，选择适合宝宝年龄的产品。2. 逐渐引入：开始时可以尝试少量的液体牛奶，观察宝宝的反应和消化情况。逐渐增加液体牛奶的量，但不要过量。3. 注意配方：选择含有适量蛋白质、钙和维生素D的液体牛奶产品，以满足宝宝的营养需求。4. 继续母乳或配方奶喂养：液体牛奶并不能完全替代母乳或配方奶喂养，宝宝仍然需要继续母乳或配方奶喂养，以确保获得足够的营养。最重要的是，咨询儿科医生或营养师的建议，以确保宝宝的饮食计划适合宝宝的个体情况。

(Translation: Two-year-old babies can start to gradually introduce liquid milk, but the following points need to be noted: 1. Choose liquid milk suitable for the baby's age: There are liquid milk products designed specifically for infants and young children on the market. Choose products suitable for the baby's age. 2. Gradually introduce: You can try a small amount of liquid milk at the beginning to observe the baby's reaction and digestion. Gradually increase the amount of liquid milk, but do not overdose. 3. Pay attention to the formula: Choose liquid milk products with appropriate amounts of protein, calcium and vitamin D to meet the baby's nutritional needs. 4. Continue breastfeeding or formula feeding: Liquid milk cannot completely replace breast milk or formula feeding. Babies still need to continue breastfeeding or formula feeding to ensure adequate nutrition. Most importantly, consult a pediatrician or nutritionist for advice to ensure that your baby's diet plan is suitable for your baby's individual situation.)

Figure 12: An example of a multi-turn dialogue (HuatuoGPT II).