

COHOMOLOGY OF DIAGRAM ALGEBRAS

ANDREW FISHER AND DANIEL GRAVES

ABSTRACT. The study of the homology of diagram algebras has emerged as an interesting and important field. In many cases, the homology of a diagram algebra can be identified with the homology of a group. In this paper we have two main aims. Firstly, we study the (co)homology of new families of diagram algebras such as the blob algebras and the walled Brauer algebras, both of which exhibit new phenomena in the field. Secondly, we show that in the cases where the homology of a diagram algebra can be identified with group homology one can also identify the cohomology of the algebra with the cohomology of a group. We use this to establish an integer-graded cohomology theory for these diagram algebras and identify this with the Tate cohomology of a group.

1. INTRODUCTION

The study of the homology of diagram algebras has emerged as a fruitful field in recent years. Diagram algebras are examples of augmented algebras and their homology and cohomology can be defined in terms of certain Tor and Ext groups following Benson ([Ben91, Definition 2.4.4]). The list of diagram algebras whose (co)homology has been studied thus far consists of the partition algebras ([BHP23, Boy24b]); the Brauer algebras ([BHP21, Boy24a]), the Temperley-Lieb algebras ([BH24, Sro22, Boy24a]), the Jones annular algebras ([Boy24b]), the rook and rook-Brauer algebras ([Boy24a]), the Tanabe algebras, uniform block permutation algebras and totally propagating partition algebras ([FG24]); and the coloured partition algebras ([CG24]).

In this paper we have two main goals. Firstly, we want to study the homology and cohomology of families of diagram algebras that have not yet been studied in the literature, in search of new phenomena. Secondly, we want to make a full study of the cohomology of the diagram algebras considered in the literature, with a view towards studying *Tate cohomology of algebras*.

The homology of certain diagram algebras has been identified with the homology of a group. The families of groups whose homology has appeared in this setting are the trivial group (from the Temperley-Lieb algebras), the cyclic groups (from the Jones annular algebras), the symmetric groups (from the Brauer algebras, the partition algebras, the rook-Brauer algebras and the rook algebras) and wreath products of a group with the symmetric groups (from the coloured partition algebras). The walled Brauer algebras (see Subsection 2.5) give us a new family of groups to add to this list: products of symmetric groups $\Sigma_r \times \Sigma_s$. Our results for the walled Brauer algebras (Theorem 8.0.1 and Corollary 8.0.6) can be summarized as follows:

Theorem. *Let k be a unital, commutative ring. Let r and s be non-negative integers. Suppose that either $\delta \in k$ is invertible or that $r + s$ is odd. Then there exist isomorphisms of graded k -modules*

$$\mathrm{Tor}_\star^{\mathcal{B}_{r,s}(\delta)}(\mathbb{1}, \mathbb{1}) \cong H_\star(\Sigma_r \times \Sigma_s, \mathbb{1}) \quad \text{and} \quad \mathrm{Ext}_{\mathcal{B}_{r,s}(\delta)}^\star(\mathbb{1}, \mathbb{1}) \cong H^\star(\Sigma_r \times \Sigma_s, \mathbb{1}).$$

The other phenomenon that is regularly observed in the study of the (co)homology of diagram algebras is parameter dependence. For example, the Temperley-Lieb algebra, $\mathcal{TL}_n(\delta)$, has three types of result associated to it: global vanishing when the parameter δ is invertible ([BH24,

2020 *Mathematics Subject Classification.* 16E40, 20J06, 16E30.

Key words and phrases. diagram algebras, Tate cohomology, rook-Brauer algebras, (walled) Brauer algebras, Motzkin algebras, (dilute) Temperley-Lieb algebras, blob algebras.

Theorem A)), a homological stability result when δ is not invertible ([BH24, Theorem B]) and a vanishing result that is independent of the parameter δ but depends instead on the parity of the index n (see [Sro22, Theorem A] and [Boy24a, Theorem 1.2]).

Our result on the blob algebras (see Subsection 3.1) offers a new phenomenon. The blob algebra, $\mathbf{Bl}_n(\delta, \gamma)$, is a variant of the Temperley-Lieb algebra with two parameters. We prove a vanishing result which depends simultaneously on the parity of the index n and the invertibility of one of the parameters (γ) whilst being independent of the other parameter (δ). Our result is as follows (Corollary 9.2.11 in the text):

Theorem. *Let k be a unital, commutative ring. Let n be an odd positive integer. Let $\gamma \in k$ be invertible and let $\delta \in k$ be any element. There exist isomorphisms of graded k -modules*

$$\mathrm{Tor}_\star^{\mathbf{Bl}_n(\delta, \gamma)}(\mathbb{1}, \mathbb{1}) \cong \begin{cases} k & \star = 0 \\ 0 & \star > 0 \end{cases} \quad \text{and} \quad \mathrm{Ext}_{\mathbf{Bl}_n(\delta, \gamma)}^\star(\mathbb{1}, \mathbb{1}) \cong \begin{cases} k & \star = 0 \\ 0 & \star > 0. \end{cases}$$

The final purpose of this paper is to collate a number of results together under the umbrella of *Tate cohomology*. As noted, the homology of many diagram algebras can be identified with the homology of a group. In this paper we show that this also holds for cohomology. We gather together results on the cohomology of rook-Brauer algebras, the Motzkin algebras, the (walled) Brauer algebras, the Temperley-Lieb algebras, the (planar) rook algebras, the blob algebras and the dilute Temperley-Lieb algebras. The definitions and histories of all these algebras appear in Sections 2 and 3. We show that we can splice together the homology and cohomology of these algebras to obtain an integer-graded theory which is isomorphic (as a \mathbb{Z} -graded module) to the Tate cohomology of a group. We hope that this is the first step towards proving that the (co)homology of many diagram algebras can be considered as a more structured object than a graded module.

The paper is structured as follows. In Sections 2 and 3 we recall the definition of the rook-Brauer algebras and their subalgebras, as well as the blob algebras and the dilute Temperley-Lieb algebras. In Section 4 we recall the definition of (co)homology of an augmented algebra. In Section 5, we recall the definition of link states for diagrams and ideals related to these. In Section 6, we prove our main technical results on the cohomology of algebras. In Section 7 we prove a number of global isomorphisms for diagram algebras with invertible parameters. We show that the (co)homology of rook-Brauer algebras is isomorphic to the (co)homology of the symmetric groups. We prove vanishing results for the (co)homology of Motzkin algebras and planar rook algebras. We also prove the cohomological analogues of [Boy24a, Theorems 1.2, 1.3 and 5.4] for the Temperley-Lieb algebras, Brauer algebras and rook algebras. In Section 8 we show that the (co)homology of a walled Brauer algebra is isomorphic to the (co)homology of a product of symmetric groups if the parameter is invertible or the sum of the indices is odd. In Section 9, we show that the (co)homology of a blob algebra vanishes if both parameters are invertible. We then prove the theorem stated above by adapting methods from [Boy24a] which were developed to study the Temperley-Lieb algebras. In Section 10, we show that the (co)homology of the dilute Temperley-Lieb algebras vanishes in non-zero degrees when the parameter is invertible and comment about why an “odd n ” style result is harder in this case. In Section 11, we introduce our notion of Tate cohomology for augmented algebras and demonstrate that our Tate cohomology, for a large selection of diagram algebras, can be identified with the Tate cohomology of a group.

Acknowledgements. We would like to thank James Brotherston and Natasha Cowley for helpful and interesting conversations whilst writing this paper. We would like to thank James Cranch and Sarah Whitehouse for their feedback and support in this project and related work. We’d like to thank Rachael Boyd and Richard Hepworth for interesting conversations at the 2024 British Topology Meeting in Aberdeen. We would like to thank Guy Boyde for his comments and feedback on previous drafts of this paper.

1.1. **Conventions.** Throughout, k will be a unital, commutative ring and n will be a positive integer unless otherwise stated. Each of the families of algebras we consider will depend on n . In each case, if we take $n = 0$ then the algebra is isomorphic to the ground ring k . In this paper we work with algebras whose elements are graphs. Throughout, we will consider graphs up to isotopy, that is, two isotopic graphs will be thought of as the same element of the algebra.

2. ROOK-BRAUER ALGEBRAS AND THEIR SUBALGEBRAS

In this section, we recall the definition of the rook-Brauer algebras, the Motzkin algebras, the (planar) rook algebras, the (walled) Brauer algebras and the Temperley-Lieb algebras.

2.1. **Rook-Brauer algebras.** Rook-Brauer algebras are also known as *partial Brauer algebras* in some parts of the literature. They exhibit a Schur-Weyl duality with the orthogonal groups. The representation theory of rook-Brauer algebras has been well studied (see [GW95, Maz, Maz02, KM06, MM14, Hd14] for instance).

Definition 2.1.1. A *rook-Brauer n -diagram* is a graph on two columns of n vertices where each edge is incident to two distinct vertices, there is at most one edge between any two vertices and any vertex is connected to at most one other vertex.

By convention, the vertices down the left-hand column will be labelled by $1, \dots, n$ in ascending order from top to bottom and the vertices down the right-hand column will be labelled by $\bar{1}, \dots, \bar{n}$ in ascending order from top to bottom. Furthermore, we assume that all edges are contained within the convex hull of the vertices.

Definition 2.1.2. We collect some important terminology for graphs that will be used throughout the rest of the paper.

- (1) An edge that connects the left-hand column of vertices to the right-hand column of vertices will be called a *propagating edge*.
- (2) An edge that connects two vertices in the same column will be called a *non-propagating edge*.
- (3) A vertex not connected to any other by an edge will be called an *isolated vertex*.
- (4) An n -diagram having precisely n propagating edges will be called a *permutation diagram*. All other n -diagrams will be referred to as *non-permutation diagrams*.

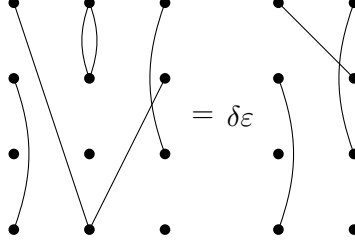
Definition 2.1.3. Let $\delta, \varepsilon \in k$. The *rook-Brauer algebra*, $\mathcal{RB}_n(\delta, \varepsilon)$, is the k -algebra with basis consisting of all rook-Brauer n -diagrams with the multiplication defined by the k -linear extension of the following product of diagrams. Let d_1 and d_2 be rook-Brauer n -diagrams. The product $d_1 d_2$ is obtained by the following procedure:

- Place the diagram d_2 to the right of the diagram d_1 and identify the vertices $\bar{1}, \dots, \bar{n}$ in d_1 with the vertices $1, \dots, n$ in d_2 . Call this diagram $d_1 * d_2$. We drop the labels of the vertices in the middle column and we preserve the labels of the left-hand column and right-hand column.
- Count the number of loops that lie entirely within the middle column. Call this number α . Count the number of contractible connected components that lie entirely within the middle column (that is, isolated vertices in the middle column or an edge which is connected to neither the left-hand column nor the right-hand column). Call this number β .
- Make a new rook-Brauer n -diagram, d_3 , as follows. Given distinct vertices x and y in the set $\{1, \bar{1}, \dots, n, \bar{n}\}$, d_3 has an edge between x and y if there is a path from x to y in $d_1 * d_2$.

- We define $d_1 d_2 = \delta^\alpha \varepsilon^\beta d_3$.

The product is associative and the identity element consists of the diagram with n horizontal edges.

Example 2.1.4. Here is an example of composition in $\mathcal{RB}_4(\delta, \varepsilon)$. We drop the labels on the vertices and just illustrate the composite of the underlying graphs together with factors from the ground ring. In the diagram below, we form one loop in the middle column and we have one isolated vertex in the middle column and so we obtain a factor of $\delta\varepsilon$.



We refer the reader to the papers [Hd14] and [Boy24a] for further examples of composing rook-Brauer diagrams.

2.2. Motzkin algebras. Motzkin algebras were first introduced in the paper [BH14], although the Motzkin diagrams had appeared earlier (see [DS77] for example). The name derives from the fact that the dimension of the Motzkin algebra $\mathcal{M}_n(\delta, \varepsilon)$ is the $2n^{\text{th}}$ Motzkin number (see [Mot48]). They exhibit a Schur-Weyl duality with the special linear Lie algebra of order 2 over k (see [BH14] and also [DG23, Sections 1, 9, 10]). Motzkin algebras have also been used to construct a tensor category with fusion rules of type A (see [JY21]).

Definition 2.2.1. A *Motzkin n -diagram* is a planar rook-Brauer n -diagram, that is, a rook-Brauer n -diagram such that no edge crosses another. The *Motzkin algebra*, $\mathcal{M}_n(\delta, \varepsilon)$, is the subalgebra of $\mathcal{RB}_n(\delta, \varepsilon)$ spanned k -linearly by the Motzkin n -diagrams.

2.3. Rook algebras and planar rook algebras. The rook monoid (also known as the symmetric inverse semigroup) is the monoid of partial bijections on a set. The rook algebra is the corresponding monoid algebra. The naming convention comes from the paper [Sol02], as the elements of the rook monoid are in bijection with the placement of non-attacking rooks on a chessboard. The representation theory of rook algebras and their generalizations has been widely studied (see [HR01, Sol02, Gro02, Hal04, Xia16, Cam24], for example). The planar rook monoid appears in [Ren05] under the name *order-preserving partial permutations*. The planar rook algebras have been studied in the papers [FHH09] and [BM13] for example.

Definition 2.3.1. A *rook n -diagram* is a rook-Brauer n -diagram such that each connected component is either an isolated vertex, or it consists of exactly one vertex from the left-hand column and one vertex from the right-hand column. A *planar rook n -diagram* is a rook n -diagram which is planar.

The *rook algebra*, $\mathcal{R}_n(\varepsilon)$, is the subalgebra of $\mathcal{RB}_n(\delta, \varepsilon)$ spanned k -linearly by the rook n -diagrams. The *planar rook algebra*, $\mathcal{PR}_n(\varepsilon)$, is the subalgebra of $\mathcal{RB}_n(\delta, \varepsilon)$ spanned k -linearly by the planar rook n -diagrams. We note that the definition of (planar) rook diagram does not allow for the formation of loops in composition so we suppress δ from the notation.

2.4. Brauer algebras. Brauer algebras first appeared in the paper [Bra37], in the study of the representation theory of orthogonal groups and symplectic groups. In particular, Brauer algebras exhibit a Schur-Weyl duality with the orthogonal groups. The representation theory of Brauer algebras has been well-studied (see [Wen88, CDVM09a, CDVM09b, CDVM11, Mar15, DVM17, KMP18], for example).

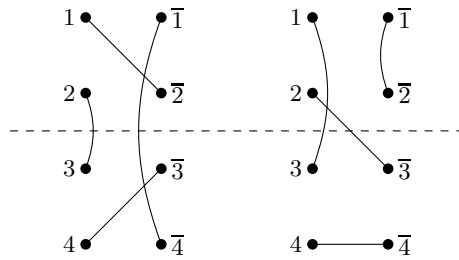
Definition 2.4.1. A *Brauer n -diagram* is a rook-Brauer n -diagram with no isolated vertices. Let $\delta \in k$. The *Brauer algebra*, $\mathcal{B}_n(\delta)$, is the subalgebra of $\mathcal{RB}_n(\delta, \varepsilon)$ spanned k -linearly by the Brauer n -diagrams. We note that the definition of Brauer diagram does not allow for isolated vertices in composition so we suppress ε from the notation.

2.5. Walled Brauer algebras. The walled Brauer algebras were introduced as a centralizer of a diagonal action of a general linear group on a tensor space (see [Koi89, Tur90, BCH⁺94, Nik06] for instance). Their representation theory has been well studied (see [Hal96, CDVDM08] for instance). They are related to Khovanov’s arc algebra (see [BS12]) and they also arise in quantum physics (see [BJS24] for instance).

Definition 2.5.1. Let r and s be non-negative integers. A *walled Brauer $(r + s)$ -diagram* is a Brauer $(r + s)$ -diagram such that

- a propagating edge must either join one of the first r vertices of the left-hand column with one of the first r vertices of the right-hand column or join one of the last s vertices of the left-hand column with one of the last s vertices of the right-hand column,
- a non-propagating edge in either column must join one of the first r vertices with one of the last s vertices.

Example 2.5.2. Consider the two diagrams below. We have drawn in a dashed horizontal line to indicate the division of the vertices into two parts.



The diagram on the left is a walled Brauer $(2 + 2)$ -diagram. The diagram on the right is not: there is a propagating edge that crosses the dividing line and a non-propagating edge in the right-hand column which doesn’t. Both of these prevent this diagram from being a walled Brauer $(2 + 2)$ -diagram.

Definition 2.5.3. Let r and s be non-negative integers. The *walled Brauer algebra* $\mathcal{B}_{r,s}(\delta)$ is the subalgebra of the Brauer algebra $\mathcal{B}_{r+s}(\delta)$ spanned k -linearly by the walled Brauer $(r + s)$ -diagrams. We note that $\mathcal{B}_{r,0} \cong \mathcal{B}_{0,r} \cong k[\Sigma_r]$. As for Brauer algebras, we can suppress ε from the notation.

2.6. Temperley-Lieb algebras. Temperley-Lieb algebras first appeared in the paper [TL71] in the study of statistical mechanics. They later arose independently in work of Jones ([Jon83, Jon85]), studying von Neumann algebras and knot invariants. The representation theory and applications of Temperley-Lieb algebras have been well-studied (see [Mar87, Mar88, Mar90a, Mar90b, Wes95, Abr07, RSA14], for example).

Definition 2.6.1. A *Temperley-Lieb n -diagram* is a planar rook-Brauer n -diagram with no isolated vertices. Let $\delta \in k$. The *Temperley-Lieb algebra*, $\mathcal{TL}_n(\delta)$, is the subalgebra of $\mathcal{RB}_n(\delta, \varepsilon)$ spanned k -linearly by the Temperley-Lieb n -diagrams. We note that the definition of Temperley-Lieb diagram does not allow for isolated vertices in composition so we suppress ε from the notation.

3. VARIANTS OF THE TEMPERLEY-LIEB ALGEBRA

In this section we recall the definitions of two variants of the Temperley-Lieb algebras: the *blob algebras* and the *dilute Temperley-Lieb algebras*.

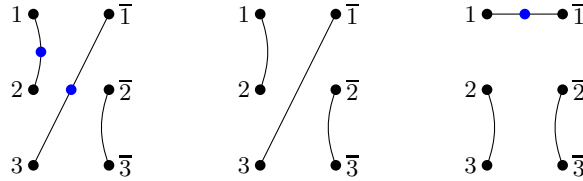
3.1. The blob algebra. The blob algebras are sometimes known as the *Temperley-Lieb algebras of type B*. They have their origins in statistical mechanics, namely the two-dimensional Potts model with toroidal boundary conditions. They were first introduced in the paper [MS94]. Since their introduction the blob algebras and their applications have been well studied (see [MW00, CGM03, GJSV13, EP19, LP20, HMP21] for instance).

Definition 3.1.1. A *blob n -diagram* is a Temperley-Lieb n -diagram in which edges may be decorated with a single blob such that:

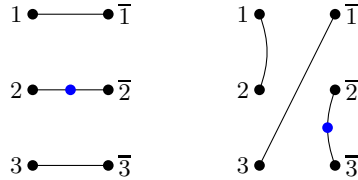
- no edge below the top-most propagating edge can be decorated with a blob;
- in any formation of nested non-propagating edges in the diagram, only the outer-most may be decorated with a blob.

We will often call an edge that has been decorated with a blob a *blobbed edge*, and similarly an edge that is not decorated with a blob an *unblobbed edge*.

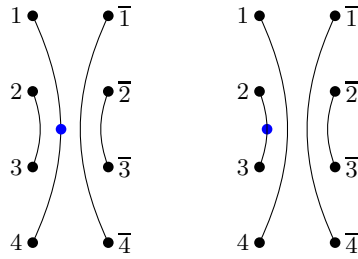
Example 3.1.2. The following are examples of blob 3-diagrams (note that the second is an example of blob 3-diagram which is also a Temperley-Lieb 3-diagram):



However, the following are not examples as the blobs occur *below* the top-most propagating edge:



Example 3.1.3. Consider the following two diagrams:



The left-hand diagram is a blob 4-diagram since the blobbed non-propagating edge occurs as the outer-most of the nested non-propagating edges. The right-hand diagram is not a blob 4-diagram since the blob occurs on a non-propagating edge that is nested inside another.

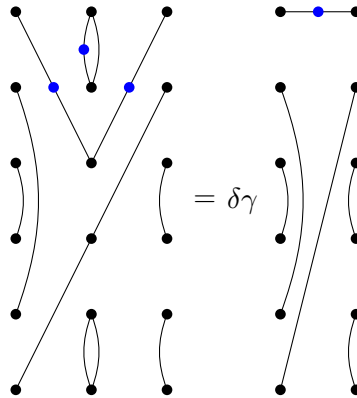
Definition 3.1.4. Let $\delta, \gamma \in k$. The *blob algebra*, $\mathbf{Bl}_n(\delta, \gamma)$, is the k -algebra with basis consisting of all blob n -diagrams with the multiplication defined by the k -linear extension of the

following product diagrams. Let d_1 and d_2 be blob n -diagrams. The product $d_1 d_2$ is obtained by the following procedure:

- Place the diagram d_2 to the right the diagram d_1 and identify the vertices $\bar{1}, \dots, \bar{n}$ in d_1 with the vertices $1, \dots, n$ in d_2 . Call this diagram with three columns of vertices $d_1 * d_2$. We drop the labels of the vertices in the middle column and we preserve the labels of the left-hand column and right-hand column.
- Count the number of unblobbed loops that lie entirely within the middle column. Call this number α . Count the number of blobbed loops that lie entirely within the middle column. Call this number β .
- Make a new blob n -diagram, d_3 , as follows. Given distinct vertices x and y in the set $\{1, \bar{1}, \dots, n, \bar{n}\}$, d_3 has an edge between x and y if there is a path from x to y in $d_1 * d_2$. This edge is decorated with a blob if any edge in the path is decorated by a blob (that is, blobs are idempotent).
- We define the composite $d_1 d_2 = \delta^\alpha \gamma^\beta d_3$.

The identity element consists of the diagram with n horizontal edges with no blobs.

Example 3.1.5. Here is an example of composition in $\mathbf{Bl}_6(\delta, \gamma)$. We drop the labels on the vertices and just illustrate the composite of the underlying graphs together with factors from the ground ring. In the composite, we have one blobbed loop in the middle column and one unblobbed loop in the middle column. Therefore we obtain a factor of $\delta\gamma$. We also compose two propagating edges that are decorated with blobs. Blobs are idempotent therefore the resulting edge in the composite is also labelled with a single blob.



3.2. The dilute Temperley-Lieb algebra. The dilute Temperley-Lieb algebras have their origins in statistical mechanics, in the study of solvable lattice models, in particular dilute A - D - E lattice models (see [Nie90, Roc92, WNS92, WNS93, WPSN94, Gri96, BP97, GN17a, GN17b] for instance). The representation theory of the dilute Temperley-Lieb algebras has been studied in [BSA14, Bel15]. We start with an important remark.

Remark 3.2.1. The dilute Temperley-Lieb algebra, $d\mathcal{TL}_n(\delta)$, defined below, has the same underlying free k -module of diagrams as the Motzkin algebra, $\mathcal{M}_n(\delta, \varepsilon)$ (see Definition 2.2.1). However, the product and identity element in the dilute Temperley-Lieb algebra are very different from those in the Motzkin algebra. For example, the Temperley-Lieb algebra is a unital subalgebra of the Motzkin algebra but not of the dilute Temperley-Lieb algebra. In order to distinguish between the two cases, we will refer to a planar rook-Brauer diagram as a Motzkin diagram when thought of as an element of the Motzkin algebra and as a *dilute Temperley-Lieb diagram* when thought of as an element of the dilute Temperley-Lieb algebra.

Definition 3.2.2. Let $\delta \in k$. The *dilute Temperley-Lieb algebra*, $d\mathcal{TL}_n(\delta)$, is the k -algebra with basis consisting of all dilute Temperley-Lieb n -diagrams with the multiplication defined by the k -linear extension of the following product of diagrams. Let d_1 and d_2 be dilute Temperley-Lieb n -diagrams. The product $d_1 d_2$ is obtained by the following procedure:

- Place the diagram d_2 to the right of the diagram d_1 and identify the vertices $\bar{1}, \dots, \bar{n}$ in d_1 with the vertices $1, \dots, n$ in d_2 . Call this diagram with three columns of vertices $d_1 * d_2$. We drop the labels of the vertices in the middle column and we preserve the labels of the left-hand column and right-hand column.
- If we have an edge which is connected to neither the left-hand column nor the right-hand column (and is not part of a loop), then the product is zero. Similarly, if we have an edge that connects the middle column to either the left-hand column or the right-hand column, but not both, then the product is zero. (Such an edge is sometimes called a *floating edge* in the literature.)
- Otherwise, count the number of loops that lie entirely within the middle column. Call this number α .
- Make a new dilute Temperley-Lieb n -diagram, d_3 , as follows. Given distinct vertices x and y in the set $\{1, \bar{1}, \dots, n, \bar{n}\}$, d_3 has an edge between x and y if there is a path from x to y in $d_1 * d_2$.
- We define $d_1 d_2 = \delta^\alpha d_3$.

The identity element is the formal sum of all diagrams that can be formed from the diagram with n horizontal edges by omitting k edges ($0 \leq k \leq n$).

Example 3.2.3. The identity element in $d\mathcal{TL}_2(\delta)$ is

$$\begin{array}{ccccccc}
 1 \bullet \text{---} \bullet \bar{1} & & 1 \bullet \text{---} \bullet \bar{1} & & 1 \bullet & \bullet \bar{1} & & 1 \bullet & \bullet \bar{1} \\
 & & + & & + & & + & & \\
 2 \bullet \text{---} \bullet \bar{2} & & 2 \bullet & \bullet \bar{2} & & 2 \bullet \text{---} \bullet \bar{2} & & 2 \bullet & \bullet \bar{2}
 \end{array}$$

Example 3.2.4. Here are some examples of composition in the dilute Temperley-Lieb algebra $d\mathcal{TL}_2(\delta)$. We drop the labels on the vertices and just illustrate the composite of the underlying graphs together with factors from the ground ring. The first composite below is zero because we have a floating edge connecting the left-hand column to the middle column.

$$\begin{array}{ccc}
 \bullet \text{---} \bullet \text{---} \bullet & & \bullet & \bullet & \bullet & \bullet \\
 & & \diagdown & & \diagup & \\
 \bullet \text{---} \bullet & = 0 & \bullet & \bullet & \bullet & \bullet \\
 & & \bullet & \bullet & \bullet & \bullet
 \end{array}$$

The first composite below is zero because we have an edge which is contained entirely within the middle column. In the second composite below we form a loop in the middle column and so we obtain a factor of $\delta \in k$.

$$\begin{array}{ccc}
 \left. \begin{array}{c} \bullet \\ \bullet \end{array} \right) & \left(\begin{array}{c} \bullet \\ \bullet \end{array} \right) & \left(\begin{array}{c} \bullet \\ \bullet \end{array} \right) & = 0 & & \left. \begin{array}{c} \bullet \\ \bullet \end{array} \right) & \left(\begin{array}{c} \bullet \\ \bullet \end{array} \right) & \left(\begin{array}{c} \bullet \\ \bullet \end{array} \right) & = \delta & \left(\begin{array}{c} \bullet \\ \bullet \end{array} \right) & \left(\begin{array}{c} \bullet \\ \bullet \end{array} \right)
 \end{array}$$

We refer the reader to [BSA14] for further examples of composition in dilute Temperley-Lieb algebras.

4. COHOMOLOGY OF AUGMENTED ALGEBRAS

Recall that a k -algebra is said to be *augmented* if it comes equipped with a k -algebra map $\tau: A \rightarrow k$, which is called the *augmentation*. (We note that an augmentation is usually denoted by ε , but we are already using this as a parameter in some of our algebras.)

We begin by defining a collection of two-sided ideals inside each of the algebras defined in Sections 2 and 3. At times it will be important to separate those algebras that are subalgebras of the rook-Brauer algebras from those that are not. We have chosen notation to be in line with that used in [Boy24a], but with distinctions to separate the different cases. Each of the definitions made below is seen to be valid by observing that the composite of two diagrams with i propagating edges and j propagating edges respectively is a scalar multiple of a diagram with at most $\min(i, j)$ propagating edges.

Definition 4.0.1. We define a collection of two-sided ideals inside the rook-Brauer algebras and the dilute Temperley-Lieb algebras.

- For $0 \leq i \leq n - 1$, let I_i denote the two-sided ideal of $\mathcal{RB}_n(\delta, \varepsilon)$ spanned k -linearly by rook-Brauer n -diagrams having at most i propagating edges. We will use the fact that $I_{-1} = 0$.
- For $0 \leq i \leq n - 1$, let l_i denote the two-sided ideal of $d\mathcal{TL}_n(\delta)$ spanned k -linearly by dilute Temperley-Lieb n -diagrams having at most i propagating edges. We will use the fact that $l_{-1} = 0$.

Definition 4.0.2. Let \mathcal{I}_0 denote the two-sided ideal of $\mathbf{Bl}_n(\delta, \gamma)$ spanned k -linearly by all blob n -diagrams having no propagating edges. For $1 \leq i \leq n$, let \mathcal{I}_i denote the two-sided ideal spanned k -linearly by diagrams, d , such that either

- (1) d has at most $i - 1$ propagating edges or
- (2) d has precisely i propagating edges, has at least one blob and has a blob on the top-most propagating edge.

We will use the fact that $\mathcal{I}_{-1} = 0$.

Let A denote any of the subalgebras of $\mathcal{RB}_n(\delta, \varepsilon)$ defined in Section 2. We can equip A with an augmentation. Since I_{n-1} is a two-sided ideal in $\mathcal{RB}_n(\delta, \varepsilon)$ (spanned k -linearly by all non-permutation diagrams), we see that $A \cap I_{n-1}$ is a two-sided ideal in A spanned k -linearly by all non-permutation diagrams in A . Similarly \mathcal{I}_n is a two-sided ideal in $\mathbf{Bl}_n(\delta, \gamma)$ spanned k -linearly by all non-identity diagrams and l_{n-1} is a two-sided ideal in $d\mathcal{TL}_n(\delta)$ spanned k -linearly by all diagrams with fewer than n propagating edges.

Definition 4.0.3. We define augmentations of our algebras as follows.

- Let A be any subalgebra of a rook-Brauer algebra defined in Section 2. We equip A with the augmentation $\tau: A \rightarrow k$ that sends the permutation diagrams to $1 \in k$ and all non-permutation diagrams to $0 \in k$.
- Let $\tau: \mathbf{Bl}_n(\delta, \gamma) \rightarrow k$ denote the augmentation map determined by sending every non-identity blob n -diagram to $0 \in k$ and the identity diagram to $1 \in k$.
- Let $\tau: d\mathcal{TL}_n(\delta) \rightarrow k$ be the augmentation map determined by sending the diagram with n propagating edges to $1 \in k$ and all other diagrams to $0 \in k$.

Definition 4.0.4. Let A denote any of the algebras defined in Sections 2 and 3, the *trivial module*, $\mathbb{1}$, consists of a single copy of the ground ring k , where A acts on k via the augmentation.

We now recall the definition of the homology and cohomology of an augmented algebra ([Ben91, Definition 2.4.4]).

Definition 4.0.5. Let A be an augmented k -algebra and let $\mathbb{1}$ denote a copy of the ground ring k , where A acts on $\mathbb{1}$ via the augmentation map. We define the *homology* and *cohomology* of A to be

$$\mathrm{Tor}_\star^A(\mathbb{1}, \mathbb{1}) \quad \text{and} \quad \mathrm{Ext}_A^\star(\mathbb{1}, \mathbb{1})$$

respectively.

5. LINK STATES AND IDEALS

In this section we recall the notion of a *link state*. This material follows [Boy24a, Section 1]. Link states were first introduced in the paper [RSA14]. They in turn point out that the notion is related to *parenthesis structures* ([Kau90]), *arch configurations* ([DFGG97b]) and *cellular structure* ([GL96]).

5.1. Link states for rook-Brauer diagrams. We begin by recalling link states for rook-Brauer algebras and their subalgebras.

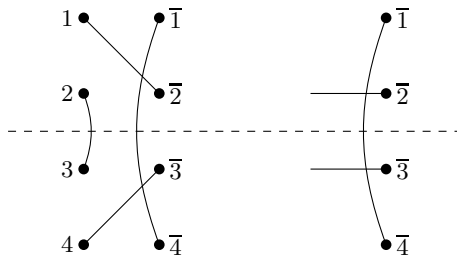
Definition 5.1.1. By slicing vertically down the middle of a rook-Brauer n -diagram we obtain its *left link state* and *right link state*. Explicitly, we split all propagating edges at their midpoint and preserve all non-propagating edges. By restriction this gives us the notion of link states for Motzkin n -diagrams, (walled) Brauer n -diagrams and Temperley-Lieb n -diagrams.

Remark 5.1.2. The right link state of a rook-Brauer n -diagram consists of a column of n vertices, labelled $\bar{1}, \dots, \bar{n}$, such that at each vertex we have one of the following three situations:

- the vertex has a hanging edge, called a *defect*;
- the vertex is connected to precisely one other vertex by a non-propagating edge;
- the vertex is an isolated vertex.

We note that link states for Brauer n -diagrams, Temperley-Lieb n -diagrams and walled Brauer $(r+s)$ -diagrams will not have isolated vertices. Link states for Temperley-Lieb n -diagrams and Motzkin n -diagrams must be planar.

Example 5.1.3. In the diagram below we see the walled Brauer $(2+2)$ -diagram from Example 2.5.2, together with its right link state:



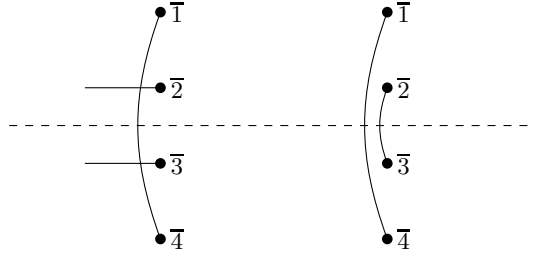
Definition 5.1.4. For $0 \leq i \leq n$, we let P_i denote the set of right link states of rook-Brauer n -diagrams with precisely i defects.

The set P_i consists of the right link states of the diagrams which span the quotient ideal I_i/I_{i-1} . This is an important part of the proof of [Boy24a, Corollary 4.4] and Corollary 6.0.3.

Definition 5.1.5. Suppose we have a right link state of a rook-Brauer n -diagram. We can remove two defects and replace them with a non-propagating edge joining the two vertices. This operation is called a *splice*. We can also remove a defect, leaving an isolated vertex. This operation is called a *deletion*.

Remark 5.1.6. These operations continue to be valid for subsets of rook-Brauer n -diagrams, but sometimes with conditions. We do not allow the deletion of defects when considering the (walled) Brauer algebra or the Temperley-Lieb algebra as this would result in isolated vertices. When considering the Temperley-Lieb algebra and the Motzkin algebra, we do not allow splices that would violate the planarity condition. In the case of the walled Brauer algebra, we only allow splices that connect a defect at one of the first r vertices with a defect at one of the last s vertices.

Example 5.1.7. The diagrams below show the right link state of the walled Brauer $(2 + 2)$ -diagram from Example 5.1.3, together with the result of splicing the two defects.



Definition 5.1.8. Consider a right link state $p \in P_i$. Let J_p denote the left ideal of $\mathcal{RB}_n(\delta, \varepsilon)$ with basis given by the diagrams having right link state obtained from p by a (possibly empty) sequences of splices and deletions.

One can see that J_p is a left ideal as follows: given rook-Brauer n -diagrams x and y , the right link state of the composite xy is obtained from the right link state of y by means of a valid sequence of splicings and deletions.

5.2. Link states for blob diagrams. We recall the notion of link state for a blob n -diagram from [MS94, Section 2].

Definition 5.2.1. By slicing vertically down the middle of a blob n -diagram we obtain its *left link state* and *right link state*. Explicitly, we split all propagating edges at their midpoint and preserve all non-propagating edges. A propagating edge that has been split is called a *defect* in the link state. For a propagating edge decorated with a blob, we double the blob (which is allowed since blobs are idempotent) and divide the propagating edge between the two blobs (so the defect in each link state is decorated with a blob).

Remark 5.2.2. The right link state of a blob n -diagram consists of a column of n vertices, labelled $\bar{1}, \dots, \bar{n}$, such that at each vertex we have one of the following two situations:

- the vertex has a hanging edge to the left, called a *defect* or
- the vertex is connected to precisely one other vertex by a non-propagating edge.

A blob can only occur on the top-most defect of a link state or on any non-propagating edge above the top-most defect (so long as it is not nested within another non-propagating edge).

Definition 5.2.3. Fix a positive integer n .

- Let Q_0 denote the set of right link states of blob n -diagrams with precisely 0 defects. For $1 \leq i \leq n - 1$, let Q_i denote the set of right link states of blob n -diagrams with precisely i unblobbed defects. For $1 \leq i \leq n$, let Q_i^\bullet denote the set of right link states of blob n -diagrams with precisely i defects with a blob on the top-most.

- Given a right link state in Q_i (for $2 \leq i \leq n-1$) or Q_i^\bullet (for $2 \leq i \leq n$), we can remove two defects and replace them with a non-propagating edge joining the two vertices. This operation is called a *splice*. Note that if we perform a splice with a blobbed defect then the resulting non-propagating edge will also be blobbed. We do not allow splices that would violate the planarity condition on diagrams nor the conditions on blobs.
- Given a right link state in Q_i (for $2 \leq i \leq n-1$), we can add a blob to the top-most defect. We call this operation *blobbing*.
- Let $R_0 = Q_0$, $R_1 = Q_1^\bullet$ and $R_i = Q_{i-1} \amalg Q_i^\bullet$ for $2 \leq i \leq n$.
- For a given right link state, q , of a blob n -diagram, let K_q denote the left ideal of $\mathbf{Bl}_n(\delta, \gamma)$ with basis given by the diagrams having right link state obtained from q by a valid (possibly empty) sequence of blobbing and splice operations.

The set R_i consists of the right link states of the diagrams which span the quotient ideal $\mathcal{I}_i/\mathcal{I}_{i-1}$. This plays an important role in the proof of Theorem 9.0.1. One can see that K_q is a left ideal as follows: given blob n -diagrams x and y , the right link state of the composite xy is obtained from the right link state of y by means of a valid sequence of splicings and blobbings.

5.3. Link states for dilute Temperley-Lieb diagrams. We also include the appropriate definitions for dilute Temperley-Lieb diagrams.

Definition 5.3.1. By slicing vertically down the middle of a dilute Temperley-Lieb n -diagram we obtain its *left link state* and *right link state*.

Remark 5.3.2. The right link state of a dilute Temperley-Lieb n -diagram consists of a column of n vertices, labelled $\bar{1}, \dots, \bar{n}$, such that at each vertex we have one of the following three situations:

- the vertex has a hanging edge, called a *defect*;
- the vertex is connected to precisely one other vertex by a non-propagating edge;
- the vertex is an isolated vertex.

Link states of dilute Temperley-Lieb diagrams will be planar.

Definition 5.3.3. Fix a positive integer n .

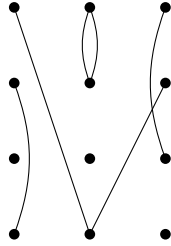
- For $0 \leq i \leq n$, we let P_i denote the set of right link states of dilute Temperley-Lieb n -diagrams with precisely i defects.
- Suppose we have a right link state in P_i . If we have a right link state of a dilute Temperley-Lieb n -diagram we can remove two defects and replace them with a non-propagating edge joining the two vertices, so long as this doesn't violate planarity. This operation is called a *splice*.
- Consider a right link state $p \in P_i$. Let J_p denote the left ideal of $d\mathcal{T}\mathcal{L}_n(\delta)$ with basis given by the diagrams having right link state obtained from p by a (possibly empty) sequences of splices.

Remark 5.3.4. We do not allow deletions for dilute Temperley-Lieb n -diagrams. Allowing deletions would lead to floating edges in certain composites and these composites would be zero by definition.

5.4. **Sesqui-diagrams and double diagrams.** In order to prove our results it will be useful to consider the diagrams formed in composition, together with the composition of a diagram with a right link state. This leads to the notions of *double diagram* and *sesqui-diagram*.

Definition 5.4.1. For any of the algebras defined in Sections 2 and 3, the composition of two diagrams d_1 and d_2 involved forming a diagram $d_1 * d_2$ with three columns of vertices, formed by identifying the right-hand column of vertices of d_1 with the left-hand column of vertices in d_2 . We call such a diagram a *double diagram*. Henceforth, when using double diagrams we will label the left-hand column of vertices by $1, \dots, n$, the middle column of vertices with $1', \dots, n'$ and the right-hand column of vertices with $\bar{1}, \dots, \bar{n}$.

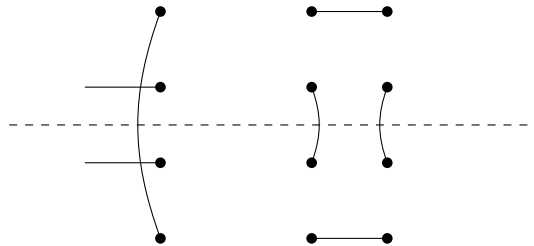
Example 5.4.2. The diagram



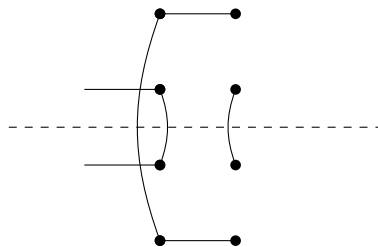
from Example 2.1.4 is a double diagram. We omit the labels here for a clearer picture. The labelling convention will be used extensively in proving results in Sections 7, 8, 9 and 10. See Example 3.1.5 for an example of a blobbed double diagram.

Definition 5.4.3. For any of the algebras defined in Sections 2 and 3, let p be a right link state of an n -diagram. Let d be an n -diagram. We define the *sesqui-diagram* (p, d) to be the diagram formed by identifying the vertices $\bar{1}, \dots, \bar{n}$ in q with the vertices $1, \dots, n$ in d . After performing this identification, we relabel the vertices. The left-hand column of vertices will be labelled by $1', \dots, n'$ and we preserve the labels $\bar{1}, \dots, \bar{n}$ on the right-hand column.

Example 5.4.4. Consider the right link state p and the diagram d (as called Brauer $(2 + 2)$ -diagrams) below:



The sesqui-diagram (p, d) is drawn below (where we have omitted the labelling for a clearer picture):



We will also make use of the notion of juxtaposition of two right link states.

Definition 5.4.5. Let q and q' be two right link states of blob n -diagrams. The *juxtaposition* of q and q' is the diagram formed as follows. We identify the vertices of the two link states, with the non-propagating edges and defects of q drawn to the left of the column of vertices and the non-propagating edges and defects of q' drawn to the right.

6. COHOMOLOGY OF DIAGRAM ALGEBRAS

In this section we prove the cohomological analogues of [Boy24a, Theorem 4.3] and [Boy24a, Corollary 4.4].

Theorem 6.0.1. *Let A be an associative k -algebra. Let M and N be right A -modules. Suppose that I is a two-sided ideal of A such that*

- *I acts trivially on M and N and*
- *as a left ideal I is isomorphic to a direct sum of left ideals $J_1 \oplus \cdots \oplus J_p$ where each J_i is generated as a left ideal by finitely many commuting idempotents.*

Then there is an isomorphism of graded k -modules

$$\mathrm{Ext}_A^*(M, N) \cong \mathrm{Ext}_{A/I}^*(M, N).$$

Proof. We will show that $\mathrm{Ext}_A^*(M, N)$ and $\mathrm{Ext}_{A/I}^*(M, N)$ are the cohomology of the same cochain complex.

Let F_\star be a free resolution of M by right A -modules. We know that $\mathrm{Ext}_A^*(M, N)$ is the cohomology of the cochain complex $\mathrm{Hom}_A(F_\star, N)$.

On the other hand, since I acts trivially on N , we have an isomorphism of cochain complexes

$$\mathrm{Hom}_A(F_\star, N) \cong \mathrm{Hom}_{A/I}(F_\star \otimes_A (A/I), N),$$

by extension and restriction of scalars.

As demonstrated in the proof of [Boy24a, Theorem 4.3], $F_\star \otimes_A (A/I)$ is a resolution of M by free right (A/I) -modules. This uses the commuting idempotents in the statement and the fact that I acts trivially on M . The commuting idempotents ensure that I is a projective left A -module, yielding a projective resolution $0 \rightarrow I \hookrightarrow A \rightarrow 0$ of A/I by projective right A -modules. The fact that I acts trivially on M allows one to deduce that when we tensor over A with M we obtain $M \otimes_A I = 0$. Combining these two things we see that $\mathrm{Tor}_\star^A(M, A/I) = 0$ for $\star \geq 1$ and $\mathrm{Tor}_0^A(M, A/I) = M$ as required. Therefore the cohomology of the right-hand side, $\mathrm{Ext}_{A/I}^*(M, N)$, is isomorphic to $\mathrm{Ext}_A^*(M, N)$ as required. \square

The theorem has two important corollaries. The first covers the case where I itself is generated as a left ideal by finitely many commuting idempotents. This follows immediately from the theorem and we state it without proof. The second covers the case where we have a chain of inclusions of two-sided ideals and each successive quotient of ideals satisfies the conditions of the theorem.

Corollary 6.0.2. *Let A be an associative k -algebra. Let M and N be right A -modules. Suppose that I is a two-sided ideal of A such that I acts trivially on M and N and that I is generated as a left ideal by finitely many commuting idempotents. Then there is an isomorphism of graded k -modules*

$$\mathrm{Ext}_A^*(M, N) \cong \mathrm{Ext}_{A/I}^*(M, N).$$

Corollary 6.0.3. *Let A be a unital, associative k -algebra. Let M and N be right A -modules. Let $0 \leq l \leq m$. Suppose that we have a chain of two-sided ideals*

$$0 = I_{-1} \leq I_0 \leq I_1 \leq \cdots \leq I_m \leq A,$$

such that

- each I_j acts trivially on M and N ;
- for $i \geq l$ there is an isomorphism of left A -modules

$$\frac{I_i}{I_{i-1}} \cong \frac{J_{i,1}}{I_{i-1}} \oplus \cdots \oplus \frac{J_{i,p_i}}{I_{i-1}},$$

for left ideals $J_{i,j}$ generated by finitely many commuting idempotents.

Then there exist isomorphisms of graded k -modules

$$\mathrm{Ext}_{A/I_{l-1}}^*(M, N) \cong \mathrm{Ext}_{A/I_l}^*(M, N) \cong \cdots \cong \mathrm{Ext}_{A/I_m}^*(M, N).$$

Proof. Starting with the given chain of two-sided ideals and $l \geq 0$, the conditions in the statement tell us that for each $i \geq l$, the conditions of Theorem 6.0.1 are satisfied for the image of each two-sided ideal I_i inside the algebra A/I_{i-1} . Theorem 6.0.1 therefore gives the required chain of isomorphisms. \square

7. COHOMOLOGY OF ROOK-BRAUER ALGEBRAS AND THEIR SUBALGEBRAS

In this section we show that the (co)homology of the rook-Brauer algebra $\mathcal{RB}_n(\delta, \varepsilon)$ with invertible parameters is globally isomorphic to the (co)homology of the symmetric group Σ_n . We prove that the (co)homology of Motzkin algebras and planar rook algebras with invertible parameters vanishes in positive degrees. We also prove the cohomological analogues of [Boy24a, Theorems 1.2, 1.3 and 5.4] for the Temperley-Lieb algebras, Brauer algebras and rook algebras. We start by proving that under certain conditions we can obtain a chain of isomorphisms on the cohomology of rook-Brauer algebras.

Using the notion of right link state from Section 5 we obtain a result on the cohomology of rook-Brauer algebras and their subalgebras.

Theorem 7.0.1. *Let $0 \leq l \leq m \leq n - 1$. Let A be a subalgebra of $\mathcal{RB}_n(\delta, \varepsilon)$ such that*

- as a k -module, A is free on a subset of the rook-Brauer diagrams and
- for i in the range $l \leq i \leq m$, for each right link state $p \in P_i$, if A contains at least one diagram with right link state p , then A contains an idempotent e_p such that in A we have an equality of left ideals $A \cdot e_p = A \cap J_p$.

Then we have a chain of isomorphisms

$$\mathrm{Ext}_{A/(A \cap I_{l-1})}^*(\mathbb{1}, \mathbb{1}) \cong \mathrm{Ext}_{A/(A \cap I_l)}^*(\mathbb{1}, \mathbb{1}) \cong \cdots \cong \mathrm{Ext}_{A/(A \cap I_m)}^*(\mathbb{1}, \mathbb{1}).$$

Proof. The proof of this theorem follows the same method as [Boy24a, Theorem 1.11], given in Section 6 of that paper. We will apply Corollary 6.0.3 to the chain of two-sided ideals

$$0 = A \cap I_{-1} \leq A \cap I_0 \leq \cdots \leq A \cap I_m \leq A.$$

We note that each of these two-sided ideals acts as multiplication by $0 \in k$ on $\mathbb{1}$ since the diagrams spanning these ideals have fewer than n propagating edges. Therefore the first condition of Corollary 6.0.3 is satisfied.

For the second condition, since each I is free as a k -module on some basis of diagrams and since every diagram has some right link state, we can write

$$\frac{A \cap I_i}{A \cap I_{i-1}} = \sum_{p \in P_i} \frac{A \cap J_p}{A \cap I_{i-1}},$$

where we recall that the set P_i consists of the right link states of the diagrams that span the quotient I_i/I_{i-1} . The fact that the sum is direct follows by noting that, if we have two distinct

elements in P_i , say p and q , then $J_p \cap J_q \subset I_{i-1}$. Since p and q are distinct, an element in $J_p \cap J_q$ must be obtained from both p and q by at least one splice or deletion (depending on which operations are allowed in A). In either case, this yields a diagram in I_{i-1} since the number of defects is reduced. \square

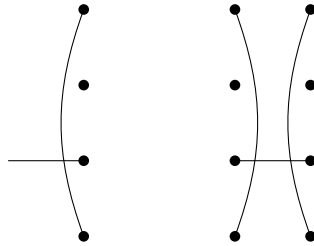
7.1. Cohomology of rook-Brauer algebras and Motzkin algebras. Recall from Definition 4.0.1 that the two-sided ideals I_i for $0 \leq i \leq n$ in $\mathcal{RB}_n(\delta, \varepsilon)$ are spanned k -linearly by the rook-Brauer n -diagrams having at most i propagating edges.

Remark 7.1.1. We begin by noting that Theorem 7.3 and Corollary 7.4 of [Boy24a] are incorrect. These results claim that there is an isomorphism between the homology of $\mathcal{RB}_n(\delta, \varepsilon)$ and the homology of $\mathcal{B}_n(\delta)$ if ε is invertible in k and $\delta \in k$ is any element. The justification for this occurs before the statement of Theorem 7.3. It is implicitly claimed that the quotient of the rook-Brauer algebra $\mathcal{RB}_n(\delta, \varepsilon)$ by the two-sided ideal generated by the diagrams ρ_i (defined in Section 5 of that paper) is isomorphic to the Brauer algebra $\mathcal{B}_n(\delta)$. However, this is not the case. Consider $\mathcal{RB}_2(\delta, \varepsilon)$ and let e_1 be the diagram whose connected components are $\{1, 2\}$ and $\{\bar{1}, \bar{2}\}$. We have an equality $e_1 \rho_1 e_1 = \varepsilon e_1$ in $\mathcal{RB}_2(\delta, \varepsilon)$. In other words, we have constructed an element of the Brauer algebra that also lies in the two-sided ideal generated by the diagrams ρ_i and this generalizes to any n .

Definition 7.1.2. Fix $p \in P_i$, a right link state in $\mathcal{RB}_n(\delta, \varepsilon)$ with precisely i defects. Define a diagram $d_p \in \mathcal{RB}_n(\delta, \varepsilon)$ as follows:

- if \bar{a} is an isolated vertex in p , then both a and \bar{a} are isolated vertices in d_p ;
- if there is a non-propagating edge between \bar{a} and \bar{b} in p then there is a non-propagating edge between a and b and a non-propagating edge between \bar{a} and \bar{b} in d_p ;
- if there is a defect at vertex \bar{a} in p , then there is a propagating edge between a and \bar{a} in d_p .

Example 7.1.3. One can think of the diagram d_p as being the rook-Brauer n -diagram whose right link state is p and whose left link state is the mirror image of p . In the following diagram, we see a right link state p and the corresponding diagram d_p .



Lemma 7.1.4. Fix $p \in P_i$, a right link state in $\mathcal{RB}_n(\delta, \varepsilon)$ with precisely i defects. If y is a diagram in $\mathcal{RB}_n(\delta, \varepsilon) \cap J_p$, then $yd_p = \delta^\alpha \varepsilon^\beta y$, where α is the number of non-propagating edges in p and β is the number of isolated vertices in p .

Proof. In order for y to lie in $\mathcal{RB}_n(\delta, \varepsilon) \cap J_p$, the right link state of y must be obtained from p by a (possibly empty) sequence of splices and deletions. We note the following facts:

- if \bar{a} and \bar{b} are connected by a non-propagating edge in p then they are also connected by a non-propagating edge in y ;
- if \bar{a} is an isolated vertex in p then it is also an isolated vertex in y ;
- if there is a defect at vertex \bar{a} in p then there are three possibilities:

- the vertex \bar{a} is part of a propagating edge in y (which results in a defect in its right link state);
- there is an isolated vertex at \bar{a} in y (which is the result of a deletion);
- the vertex \bar{a} is part of a non-propagating edge in the right-hand column of y (which is the result of a splice).

Now consider the double diagram $y * d_p$ (recalling the notation of Subsection 5.4). We will show that if two vertices are connected in y then they are connected in the double diagram $y * d_p$ and that there are precisely α loops and precisely β isolated vertices in the middle column of $y * d_p$.

There are precisely α non-propagating edges that appear in both the right-hand column of y and the right link state p . For each of these there is a corresponding non-propagating edge in the left-hand column of d_p by construction. These form α loops in the middle column of $y * d_p$. Any other non-propagating edge in the right-hand column of y , say between the vertices \bar{a} and \bar{b} , is the result of splicing two defects together. Since there were defects at \bar{a} and \bar{b} in the right link state p , there are propagating edges from a' to \bar{a} and from b' to \bar{b} in the double diagram $y * d_p$. Combining these with the non-propagating edge from a' to b' in the left-hand part of the double diagram $y * d_p$ formed by the splice, we see that \bar{a} and \bar{b} are connected in $y * d_p$.

There are precisely β vertices that are isolated in both the the right-hand column of the diagram y and the right link state p . Any other isolated vertex, say at \bar{a} in y is the result of deleting a defect. Since there was a defect, there is an edge from a' to \bar{a} in the double diagram, so we do not have any more isolated vertices in the middle column of $y * d_p$.

Any non-propagating edges or isolated vertices in the left-hand column of y are also present in the left-hand column of the double diagram $y * d_p$.

Finally, if there is a propagating edge from a to \bar{b} in y then there is a propagating edge from a to b' in the double diagram $y * d_p$. Since this propagating edge would lead to a defect in the right link state of y , there is a propagating edge from b' to \bar{b} in $y * d_p$ by the construction of d_p .

Combining all of this, we see that all the vertex pairings in y are present in $y * d_p$ with precisely α loops and β isolated vertices in the middle column. Therefore, $y d_p = \delta^\alpha \varepsilon^\beta y$. \square

Theorem 7.1.5. *Let δ and ε be invertible in k . There exist isomorphisms of graded k -modules*

$$\mathrm{Tor}_\star^{\mathcal{RB}_n(\delta, \varepsilon)}(\mathbb{1}, \mathbb{1}) \cong H_\star(\Sigma_n, \mathbb{1}) \quad \text{and} \quad \mathrm{Ext}_{\mathcal{RB}_n(\delta, \varepsilon)}^\star(\mathbb{1}, \mathbb{1}) \cong H^\star(\Sigma_n, \mathbb{1}).$$

Proof. Firstly we note that $\mathcal{RB}_n(\delta, \varepsilon)$ is free as a k -module on a subset of rook-Brauer n -diagrams (all of them, in fact). We will apply [Boy24a, Theorem 1.11] (for the homological statement) and Theorem 7.0.1 (for the cohomological statement) with $l = 0$ and $m = n - 1$, noting that $\mathcal{RB}_n(\delta, \varepsilon)/I_{-1} \cong \mathcal{RB}_n(\delta, \varepsilon)$ and $\mathcal{RB}_n(\delta, \varepsilon)/I_{n-1} \cong k[\Sigma_n]$.

Take $0 \leq i \leq n - 1$. Fix $p \in P_i$, a right link state in $\mathcal{RB}_n(\delta, \varepsilon)$ with precisely i defects. Let α be the number of non-propagating edges in p and β be the number of isolated vertices in p .

Let $e_p = \delta^{-\alpha} \varepsilon^{-\beta} d_p$. Lemma 7.1.4, with $y = d_p$, implies that e_p is idempotent. There is an inclusion $\mathcal{RB}_n(\delta, \varepsilon) \cdot e_p \subset \mathcal{RB}_n(\delta, \varepsilon) \cap J_p$ since e_p lies in J_p . For the reverse inclusion, take $y \in \mathcal{RB}_n(\delta, \varepsilon) \cap J_p$. Lemma 7.1.4 tells us that $y e_p = \delta^{-\alpha} \varepsilon^\beta y d_p = y$, so $y \in \mathcal{RB}_n(\delta, \varepsilon) \cdot e_p$ as required. \square

Theorem 7.1.6. *Let δ and ε be invertible in k . There exist isomorphisms of graded k -modules*

$$\mathrm{Tor}_\star^{\mathcal{M}_n(\delta, \varepsilon)}(\mathbb{1}, \mathbb{1}) \cong \begin{cases} k & \star = 0 \\ 0 & \star > 0 \end{cases} \quad \text{and} \quad \mathrm{Ext}_{\mathcal{M}_n(\delta, \varepsilon)}^\star(\mathbb{1}, \mathbb{1}) \cong \begin{cases} k & \star = 0 \\ 0 & \star > 0. \end{cases}$$

Proof. We begin by noting that Definition 7.1.2 and Lemma 7.1.4 work just as well if we start with a right link state of a Motzkin n -diagram rather than a rook-Brauer n -diagram. If we start with a right link state of a Motzkin n -diagram then the diagram d_p will be planar (hence also a Motzkin n -diagram) and the analysis of $y * d_p$, where y is now a Motzkin n -diagram passes over unchanged since nothing in that lemma will violate planarity. The proof of the theorem now follows that same method as Theorem 7.1.5, noting that $\mathcal{M}_n(\delta, \varepsilon)$ is free as a k -module on a subset of the rook-Brauer n -diagrams (namely the Motzkin n -diagrams) and that $\mathcal{M}_n(\delta, \varepsilon)/(\mathcal{M}_n(\delta, \varepsilon) \cap I_{-1}) \cong \mathcal{M}_n(\delta, \varepsilon)$ and $\mathcal{M}_n(\delta, \varepsilon)/(\mathcal{M}_n(\delta, \varepsilon) \cap I_{n-1}) \cong k$. \square

7.2. Cohomology of Brauer algebras and Temperley-Lieb algebras. The homology of Brauer algebras has been studied by Boyd, Hepworth and Patzt [BHP21]. They prove that when the parameter δ is invertible, the homology of the Brauer algebra $\mathcal{B}_n(\delta)$ is isomorphic to the homology of the symmetric group Σ_n . They also prove that when δ is not invertible, the homology of the Brauer algebras is stably isomorphic to the homology of the symmetric groups. Boyde [Boy24a, Theorem 1.3] has extended these results by showing that when the index n is odd, the homology of the Brauer algebra $\mathcal{B}_n(\delta)$ is isomorphic to the homology of the symmetric group Σ_n .

Boyd and Hepworth proved that both the homology and cohomology of Temperley-Lieb algebras vanish in positive degrees when the parameter δ is invertible [BH24, Theorem A]. They also showed that under certain conditions, when the parameter δ is not invertible, the homology and cohomology of Temperley-Lieb algebras vanish in a range [BH24, Theorem B], a result which was strengthened by Randal-Williams to remove the conditions [RW21, Theorem B']. Sroka extended the vanishing results on homology, showing that the homology of Temperley-Lieb algebras with n odd vanishes in positive degrees [Sro22, Theorem A]. Boyde incorporates Sroka's Theorem A into a more general vanishing result for the homology of Temperley-Lieb algebras [Boy24a, Theorem 1.2].

In this subsection we prove the cohomological analogues of [Boy24a, Theorems 1.2 and 1.3]. For the Brauer algebras, this gives an isomorphism between the cohomology of the Brauer algebra and the cohomology of the symmetric group. For the Temperley-Lieb algebras, we obtain a vanishing result on cohomology. In particular, our result specializes to a cohomological version of [Sro22, Theorem A], extending the vanishing results of Boyd and Hepworth. We also show that when δ is invertible, the cohomology of the Brauer algebra $\mathcal{B}_n(\delta)$ is isomorphic to the cohomology of the symmetric group Σ_n .

Theorem 7.2.1. *Let $n > 1$ be a positive integer. Let $\delta \in k$ be any element. There exist isomorphisms of graded k -modules*

$$\mathrm{Ext}_{\mathcal{B}_n(\delta)/(\mathcal{B}_n(\delta) \cap I_0)}^*(\mathbb{1}, \mathbb{1}) \cong H^*(\Sigma_n, \mathbb{1}) \quad \text{and} \quad \mathrm{Ext}_{\mathcal{TL}_n(\delta)/(\mathcal{TL}_n(\delta) \cap I_0)}^*(\mathbb{1}, \mathbb{1}) \cong \begin{cases} k & \star = 0 \\ 0 & \star > 0. \end{cases}$$

In particular, if n is odd then

$$\mathrm{Ext}_{\mathcal{B}_n(\delta)}^*(\mathbb{1}, \mathbb{1}) \cong H^*(\Sigma_n, \mathbb{1}) \quad \text{and} \quad \mathrm{Ext}_{\mathcal{TL}_n(\delta)}^*(\mathbb{1}, \mathbb{1}) \cong \begin{cases} k & \star = 0 \\ 0 & \star > 0. \end{cases}$$

We note that this final statement holds trivially for $n = 1$, since $\mathcal{B}_1(\delta) \cong \mathcal{TL}_1(\delta) \cong k[\Sigma_1] \cong k$.

Proof. Let A denote either $\mathcal{B}_n(\delta)$ or $\mathcal{TL}_n(\delta)$. We will apply Theorem 7.0.1 with $l = 1$ and $m = n - 1$ to obtain an isomorphism

$$\mathrm{Ext}_{A/(A \cap I_0)}^*(\mathbb{1}, \mathbb{1}) \cong \mathrm{Ext}_{A/(A \cap I_{n-1})}^*(\mathbb{1}, \mathbb{1}).$$

The result will then follow by noting that $A \cap I_0 = I_0$ when n is even and $A \cap I_0 = 0$ when n is odd together with

$$\mathcal{B}_n(\delta)/(\mathcal{B}_n(\delta) \cap I_{n-1}) \cong k[\Sigma_n] \quad \text{and} \quad \mathcal{TL}_n(\delta)/(\mathcal{TL}_n(\delta) \cap I_{n-1}) \cong k.$$

In order to apply Theorem 7.0.1 we must check two conditions. We note that the first condition is satisfied: the Brauer algebra $\mathcal{B}_n(\delta)$ is free as a k -module on a subset of rook-Brauer n -diagrams, namely the Brauer n -diagrams and the Temperley-Lieb algebra $\mathcal{TL}_n(\delta)$ is free as a k -module on a subset of rook-Brauer n -diagrams, namely the Temperley-Lieb n -diagrams. For the second condition of Theorem 7.0.1, we observe that the necessary idempotent for the Brauer algebra is constructed in [Boy24a, Lemma 8.7] (the argument in this case shares similarities with the walled Brauer case below, so we omit the details in this proof and refer the reader to Boyde's paper and Section 8). The necessary idempotent for the Temperley-Lieb algebra is constructed in [Boy24a, Lemma 8.12] (the argument in this case shares similarities with the blob algebra case below, so we omit the details in this proof and refer the reader to Boyde's paper and Section 9). \square

Theorem 7.2.2. *Let $\delta \in k$ be invertible. There is an isomorphism of graded k -modules*

$$\text{Ext}_{\mathcal{B}_n(\delta)}^*(\mathbb{1}, \mathbb{1}) \cong H^*(\Sigma_n, \mathbb{1}).$$

Proof. We will apply Theorem 7.0.1. The first condition of the theorem is satisfied since the Brauer algebra $\mathcal{B}_n(\delta)$ is free as a k -module on a subset of rook-Brauer n -diagrams, namely the Brauer n -diagrams. Therefore, in order to apply Theorem 7.0.1, we need to find an idempotent satisfying the second condition of the theorem. We note that if we start with a right link state of a Brauer n -diagram, the diagram d_p from Definition 7.1.2 will be a Brauer n -diagram and Boyde ([Boy24a, Lemma 7.1] shows that $e_p = \delta^{-\alpha} d_p$ (where α is the number of non-propagating edges in the right link state p) is the necessary idempotent. \square

7.3. Cohomology of rook algebras and planar rook algebras. Boyde [Boy24a, Theorem 5.4] has shown that the homology of the rook algebra $\mathcal{R}_n(\varepsilon)$ with invertible parameter is isomorphic to the homology of the symmetric group Σ_n . In this section, we show that if ε is invertible then the cohomology of a rook algebra is isomorphic to the cohomology of the symmetric group. For planar rook algebras with ε invertible we show that the (co)homology is isomorphic to the ground ring, concentrated in degree zero.

Theorem 7.3.1. *Let $\varepsilon \in k$ be invertible. There is an isomorphism of graded k -modules*

$$\text{Ext}_{\mathcal{R}_n(\varepsilon)}^*(\mathbb{1}, \mathbb{1}) \cong H^*(\Sigma_n, \mathbb{1}).$$

Proof. The proofs of [Boy24a, Lemmas 5.2 and 5.3], together with the proof of [Boy24a, Theorem 5.4], show that the two-sided ideal $\mathcal{R}_n(\varepsilon) \cap I_{n-1}$ spanned k -linearly by non-permutation diagrams in $\mathcal{R}_n(\varepsilon)$ is generated by finitely many commuting idempotents. Furthermore, it is shown that there is an isomorphism of k -algebras $\mathcal{R}_n(\varepsilon)/(\mathcal{R}_n(\varepsilon) \cap I_{n-1}) \cong k[\Sigma_n]$. The two-sided ideal $\mathcal{R}_n(\varepsilon) \cap I_{n-1}$ acts trivially on $\mathbb{1}$. We can therefore apply Corollary 6.0.2 to obtain the necessary isomorphism. \square

Theorem 7.3.2. *Let $\varepsilon \in k$ be invertible. There exist isomorphisms of graded k -modules*

$$\text{Tor}_{\star}^{\mathcal{PR}_n(\varepsilon)}(\mathbb{1}, \mathbb{1}) \cong \begin{cases} k & \star = 0 \\ 0 & \star > 0 \end{cases} \quad \text{and} \quad \text{Ext}_{\mathcal{PR}_n(\varepsilon)}^*(\mathbb{1}, \mathbb{1}) \cong \begin{cases} k & \star = 0 \\ 0 & \star > 0. \end{cases}$$

Proof. The same argument applied in [Boy24a, Theorem 5.4] and Theorem 7.3.1 works here, except now we have an isomorphism of k -algebras $\mathcal{PR}_n(\varepsilon)/(\mathcal{PR}_n(\varepsilon) \cap I_{n-1}) \cong k$, since the only permutation diagram in $\mathcal{PR}_n(\varepsilon)$ is the identity diagram. \square

8. COHOMOLOGY OF WALLED BRAUER ALGEBRAS

We show that the (co)homology of the walled Brauer algebra $\mathcal{B}_{r,s}(\delta)$ is isomorphic to the (co)homology of $k[\Sigma_r \times \Sigma_s]$ if δ is invertible or if $r + s$ is odd.

Theorem 8.0.1. *Let r and s be non-negative integers. Let $\delta \in k$ be invertible. There exist isomorphisms of graded k -modules*

$$\mathrm{Tor}_\star^{\mathcal{B}_{r,s}(\delta)}(\mathbb{1}, \mathbb{1}) \cong H_\star(\Sigma_r \times \Sigma_s, \mathbb{1}) \quad \text{and} \quad \mathrm{Ext}_{\mathcal{B}_{r,s}(\delta)}^\star(\mathbb{1}, \mathbb{1}) \cong H^\star(\Sigma_r \times \Sigma_s, \mathbb{1}).$$

Proof. The walled Brauer algebra $\mathcal{B}_{r,s}(\delta)$ is a subalgebra of the rook-Brauer algebra $\mathcal{RB}_{r+s}(\delta, \varepsilon)$.

We will apply [Boy24a, Theorem 1.11] for the homological statement and Theorem 7.0.1 for the cohomological statement with $l = 0$ and $m = r + s - 1$.

We note that $\mathcal{B}_{r,s}(\delta) / (\mathcal{B}_{r,s}(\delta) \cap I_{-1}) = \mathcal{B}_{r,s}(\delta)$ and $\mathcal{B}_{r,s}(\delta) / (\mathcal{B}_{r,s}(\delta) \cap I_{r+s-1}) \cong k[\Sigma_r \times \Sigma_s]$. The latter holds since the quotient is spanned k -linearly by walled Brauer $(r + s)$ -diagrams having $r + s$ propagating edges. The conditions of walled Brauer diagrams tells us that such a diagram consists of a permutation of the first r vertices and a permutation of the last s vertices.

The first condition of the theorem is satisfied since the walled Brauer algebra $\mathcal{B}_{r,s}(\delta)$ is free on a subset of rook-Brauer $(r + s)$ -diagrams, namely the walled Brauer $(r + s)$ -diagrams.

For the second condition, we note that if we start with a right link state of a walled Brauer $(r + s)$ -diagram, the diagram d_p from Definition 7.1.2 will be a walled Brauer $(r + s)$ -diagram, so the method of proof from Theorem 7.1.5 passes over intact to this case. \square

In order to prove the parameter-independent result, we must first prove a couple of lemmas. Recall the notions of double diagram and sesqui-diagram from Subsection 5.4, together with the notation introduced therein.

Lemma 8.0.2. *Let p be the right link state of a walled Brauer $(r + s)$ -diagram. Suppose that there exists a walled Brauer $(r + s)$ -diagram e such that*

- (1) e has right link state p ;
- (2) if p has a defect at vertex \bar{b} then there are sequence of edges in the sesqui-diagram (p, e) that connects b' and \bar{b} ;
- (3) each vertex b' in (p, e) is connected to the right-hand column of vertices.

Then $ye = y$ for all $y \in \mathcal{B}_{r,s}(\delta) \cap J_p$.

Proof. We will show that if two vertices are connected in the diagram y then they are connected in the double diagram $y * e$ and that the double diagram $y * e$ contains no loops. If there is a non-propagating edge between a and b in the left-hand column of y then there must also be a non-propagating edge between a and b in the left-hand column of the double diagram $y * e$.

If y has a propagating edge from a to \bar{b} , then there is a propagating edge from a to b' in the double diagram $y * e$. Condition 2 tells us that b' is connected to \bar{b} in the double diagram $y * e$ as required.

Suppose y contains a non-propagating edge between \bar{a} and \bar{b} in its right-hand column. If this non-propagating edge is present in the right link state p then \bar{a} and \bar{b} are connected in the double diagram $y * e$ by Condition 1. If the non-propagating edge is not present in the right link state p , it is the result of splicing two defects together. In this case a' and b' are connected in the double diagram $y * e$. Condition 2 tells us that a' is connected to \bar{a} and that b' is connected to \bar{b} and so \bar{a} and \bar{b} are connected in the double diagram $y * e$ as required.

Finally, Condition 3 tells us that every vertex in the middle column of the double diagram $y * e$ is connected to the right-hand column and therefore $y * e$ cannot contain any loops. \square

Lemma 8.0.3. *Let p be the right link state of a walled Brauer $(r + s)$ -diagram. There exists a diagram e_p in $\mathcal{B}_{r,s}(\delta)$ satisfying the conditions of Lemma 8.0.2.*

Proof. We start with two copies of the right link state p placed side-by-side. We will explain how to extend the right-hand copy of p to the necessary diagram e_p . We note that Condition 1 of Lemma 8.0.2 is automatically satisfied since we are starting with p as the right link state. There is an illustrative example demonstrating the steps of this lemma following this proof.

Label the vertices of the left-hand copy by $1, 2, \dots, r + s$ and label the vertices of the right-hand copy by $\bar{1}, \bar{2}, \dots, \bar{r + s}$.

Extend all but one of the defects in the right-hand copy of p to be connected to the corresponding defect in the left-hand copy of p by a horizontal edge (since these propagating edges are horizontal, they satisfy the conditions on edges in a walled Brauer diagram). We note that the choice of defect that we leave unconnected is immaterial.

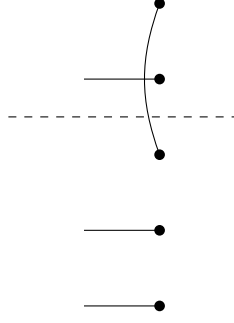
We will join the final defect in the right-hand column of p to the corresponding defect in the left-hand column of p , but via a sequence of edges that passes through every non-propagating edge in the left-hand copy of p . We note that when we have done this, each defect in the right-hand copy of p will be connected to the corresponding defect in the left-hand copy (so Condition 2 of Lemma 8.0.2 will be satisfied) and every vertex in the left-hand copy of p will be connected to a vertex in the right-hand copy of p (so Condition 3 of Lemma 8.0.2 will be satisfied). We proceed as in [Boy24a, Lemma 8.7], but we must take extra care to make sure that the non-propagating edges that we add to form our path between the two remaining defects satisfy the conditions of a walled Brauer diagram.

Suppose the right link state p has x non-propagating edges. By the conditions on walled Brauer diagrams, there are x vertices amongst the first r vertices and x vertices amongst the last s vertices that are part of non-propagating edges. Choose a total ordering $1 < \dots < x$ on the non-propagating edges in the left-hand copy of p (any total ordering will do). Label the vertices corresponding to the total ordering r_1, \dots, r_x for the vertices in the top part of the diagram and s_1, \dots, s_x for the vertices in the bottom part of the diagram.

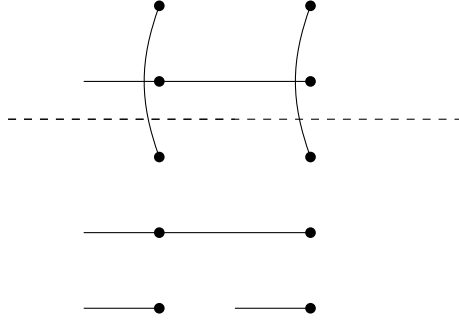
Suppose that our final unconnected defect in the right-hand copy of p is amongst the last s vertices, at vertex \bar{a} . Connect our last remaining defect in the right-hand copy of p to the vertex s_1 in the left-hand copy of p . Now join vertex r_i to s_{i+1} (for $1 \leq i \leq x - 1$) by non-propagating edges to the right of the vertices in the left-hand copy of p . Finally, join r_x to the vertex a .

We note that had our remaining defect been amongst the first r vertices (still at some vertex \bar{a}) we would join the defect to vertex r_1 , join s_i to r_{i+1} for $1 \leq i \leq x - 1$ and then join s_x to vertex a . \square

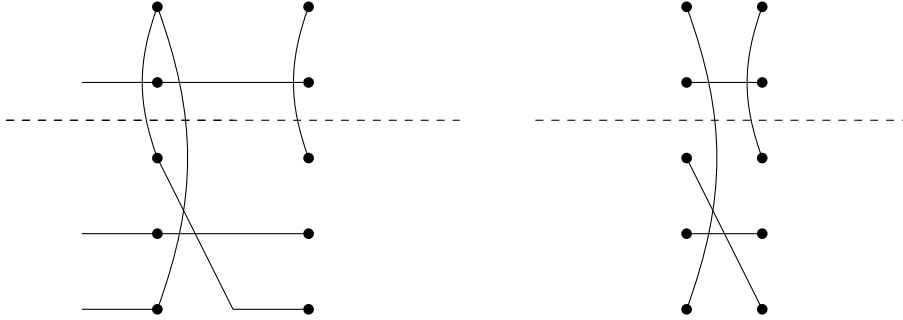
Example 8.0.4. Suppose we start with the following right link state, p , of a walled Brauer $(2 + 3)$ -diagram:



We place two copies side by side and extend all but one of the defects in the right-hand copy to horizontal edges. In this picture, we have extended the two top-most defects.



Finally, we join the remaining defect in the right-hand copy to the corresponding defect in the left-hand copy via a path that passes through the non-propagating edge in the left-hand copy of the link state. We now have a sesqui-diagram (p, e_p) where the diagram e_p satisfies the conditions of Lemma 8.0.2. The diagram on the right is e_p .



Theorem 8.0.5. *Let r and s be non-negative integers. Let $\delta \in k$ be any element. There exist isomorphisms of graded k -modules*

- $\mathrm{Tor}_\star^{\mathcal{B}_{r,s}(\delta)/(\mathcal{B}_{r,s}(\delta) \cap I_0)}(\mathbb{1}, \mathbb{1}) \cong H_\star(\Sigma_r \times \Sigma_s, \mathbb{1})$ and
- $\mathrm{Ext}_\star^{\mathcal{B}_{r,s}(\delta)/(\mathcal{B}_{r,s}(\delta) \cap I_0)}(\mathbb{1}, \mathbb{1}) \cong H^\star(\Sigma_r \times \Sigma_s, \mathbb{1})$.

Proof. We will apply [Boy24a, Theorem 1.11] for the homological statement and Theorem 7.0.1 for the cohomological statement with $l = 1$ and $m = r + s - 1$.

As before, $\mathcal{B}_{r,s}(\delta)/(\mathcal{B}_{r,s}(\delta) \cap I_{r+s-1}) \cong k[\Sigma_r \times \Sigma_s]$.

The first condition of the theorem is satisfied since the walled Brauer algebra $\mathcal{B}_{r,s}(\delta)$ is free on a subset of rook-Brauer $(r + s)$ -diagrams, namely the walled Brauer $(r + s)$ -diagrams.

For the second condition, Lemmas 8.0.2 and 8.0.3 tell us given a right link state p of a walled Brauer $(r + s)$ -diagram, there exists a diagram $e_p \in \mathcal{B}_{r,s}(\delta)$ such that for all $y \in \mathcal{B}_{r,s}(\delta) \cap J_p$, $ye_p = y$. Taking e_p in Lemma 8.0.2 tells us that e_p is idempotent and, as in previous cases,

we see that $\mathcal{B}_{r,s}(\delta) \cdot e_p = \mathcal{B}_{r,s}(\delta) \cap J_p$. One inclusion follows from the fact that $e_p \in J_p$ by construction. The other inclusion follows from Lemma 8.0.2: if $y \in \mathcal{B}_{r,s}(\delta) \cap J_p$ the $ye_p = y$ so $y \in \mathcal{B}_{r,s}(\delta) \cdot e_p$ as required. \square

Corollary 8.0.6. *Let r and s be non-negative integers such that $r + s$ is odd. Let $\delta \in k$ be any element. There exist isomorphisms of graded k -modules*

$$\mathrm{Tor}_\star^{\mathcal{B}_{r,s}(\delta)}(\mathbb{1}, \mathbb{1}) \cong H_\star(\Sigma_r \times \Sigma_s, \mathbb{1}) \quad \text{and} \quad \mathrm{Ext}_{\mathcal{B}_{r,s}(\delta)}^\star(\mathbb{1}, \mathbb{1}) \cong H^\star(\Sigma_r \times \Sigma_s, \mathbb{1}).$$

Proof. If $r + s$ is odd, the two-sided ideal I_0 is empty and the result follows from Theorem 8.0.5. \square

9. COHOMOLOGY OF BLOB ALGEBRAS

In this section, we begin by showing that the (co)homology of the blob algebra $\mathbf{Bl}_n(\delta, \gamma)$ vanishes if both the parameters, δ and γ , are invertible. We then adapt methods used in [Boy24a, Section 8] to show that the cohomology of the blob algebra vanishes if γ is invertible and n is odd.

We begin by showing that we have a chain of isomorphisms on the (co)homology of blob algebras under certain conditions. Recall the ideals \mathcal{I}_i from Definition 4.0.2 together with the sets R_i and left ideals K_q from Definition 5.2.3.

Theorem 9.0.1. *For ease of notation, let $A = \mathbf{Bl}_n(\delta, \gamma)$. Let $0 \leq l \leq m \leq n$. Suppose, for each i in the range $l \leq i \leq m$ and for each right link state $q \in R_i$, that there exists an idempotent e_q in A such that we have an equality of left ideals $A \cdot e_q = K_q$. Then there exist chains of isomorphisms of graded k -modules*

$$\mathrm{Tor}_\star^{A/\mathcal{I}_{l-1}}(\mathbb{1}, \mathbb{1}) \cong \mathrm{Tor}_\star^{A/\mathcal{I}_l}(\mathbb{1}, \mathbb{1}) \cong \dots \cong \mathrm{Tor}_\star^{A/\mathcal{I}_m}(\mathbb{1}, \mathbb{1})$$

and

$$\mathrm{Ext}_{A/\mathcal{I}_{l-1}}^\star(\mathbb{1}, \mathbb{1}) \cong \mathrm{Ext}_{A/\mathcal{I}_l}^\star(\mathbb{1}, \mathbb{1}) \cong \dots \cong \mathrm{Ext}_{A/\mathcal{I}_m}^\star(\mathbb{1}, \mathbb{1}).$$

Proof. We wish to apply [Boy24a, Corollary 4.4] (in the homological case) and Corollary 6.0.3 (in the cohomological case) to the chain of two-sided ideals

$$0 = \mathcal{I}_{-1} \leq \mathcal{I}_0 \leq \dots \leq \mathcal{I}_{n-1} \leq \mathcal{I}_n \leq A.$$

As k -modules, A and each of the ideals \mathcal{I}_i is free on a basis of diagrams. In order to complete the proof, we must check the two conditions on [Boy24a, Corollary 4.4] and Corollary 6.0.3. We note that each \mathcal{I}_i for $-1 \leq i \leq n$ acts as multiplication by $0 \in k$ on $\mathbb{1}$ since none of them contain the identity diagram. Therefore the first condition is satisfied.

For the second condition we note that there are isomorphisms of left A -modules

$$\mathcal{I}_0/\mathcal{I}_{-1} \cong \mathcal{I}_0 \cong \bigoplus_{q \in R_0} K_q \quad \text{and} \quad \mathcal{I}_1/\mathcal{I}_0 \cong \bigoplus_{q \in R_1} K_q.$$

The left-hand isomorphism holds since both sides are spanned k -linearly by the blob n -diagrams with no propagating edges. The right-hand equality holds since both sides are spanned k -linearly by the blob n -diagrams having precisely one blobbed propagating edge and no other propagating edges. Since we assume that K_q is generated by an idempotent, the second condition of [Boy24a, Corollary 4.4] and Corollary 6.0.3 holds for these quotients.

For $2 \leq i \leq n$, the quotient $\mathcal{I}_i/\mathcal{I}_{i-1}$ is spanned k -linearly by the blob n -diagrams, d , such that

- d has precisely $i - 1$ propagating edges, none of which are blobbed or
- d has precisely i propagating edges and the top-most is blobbed.

Since each of these diagrams has some right link state we have an equality

$$\frac{\mathcal{I}_i}{\mathcal{I}_{i-1}} = \sum_{q \in R_i} \frac{K_q}{\mathcal{I}_{i-1}}.$$

We have assumed that each K_q is generated by an idempotent so it suffices to show that this sum is direct. Suppose that q and q' are distinct elements of R_i . It suffices to show that $K_q \cap K_{q'} \subset \mathcal{I}_{i-1}$. An element in the intersection can be obtained from both q and q' via splicing and blobbing. Since q and q' are distinct we must perform at least one these operations, both of which would correspond to a diagram in \mathcal{I}_{i-1} . In the case of a splice this is because performing a splice reduces the number of propagating edges. In the case of adding a blob to the top-most defect, this yields a diagram in \mathcal{I}_{i-1} by Definition 4.0.2. \square

9.1. Cohomology of the blob algebra with two invertible parameters. We start with the case where both parameters are invertible.

Definition 9.1.1. Fix $q \in R_i$. Define a diagram $d_q \in \mathbf{Bl}_n(\delta, \gamma)$ as follows:

- if there is a non-propagating edge between \bar{a} and \bar{b} in q then there is a non-propagating edge between a and b and a non-propagating edge between \bar{a} and \bar{b} in d_q . Furthermore, if there is a blob on the non-propagating edge in q , then the two non-propagating edges in d_q are also decorated with blobs;
- if there is a defect at vertex \bar{a} in q , then there is a propagating edge between a and \bar{a} in d_q . If the defect in q was decorated with a blob then so is the propagating edge in d_q .

As before, one can think of the diagram d_q as being the blob n -diagram whose right link state is q and whose left link state is the mirror image of q .

Lemma 9.1.2. Fix $q \in R_i$. If y is a diagram in the left ideal K_q of $\mathbf{Bl}_n(\delta, \gamma)$, then $yd_q = \delta^\alpha \gamma^\beta y$, where α is the number of non-propagating edges without blobs in q and β is the number of non-propagating edges with a blob in q .

Proof. In order for y to lie in K_q , the right link state of y must be obtained from q by a (possibly empty) sequence of splices and blobbings. We note the following facts:

- if \bar{a} and \bar{b} are connected by a non-propagating edge in q then they are also connected by a non-propagating edge in y (with blobs preserved);
- if there is a defect at vertex \bar{a} in q then there are two possibilities:
 - the vertex \bar{a} is part of a propagating edge in y (which results in a defect in its right link state);
 - the vertex \bar{a} is part of a non-propagating edge in the right-hand column of y (which is the result of a splice).

Now consider the double diagram $y * d_p$ (recalling the notation of Subsection 5.4). We will show that if two vertices are connected in y then they are connected in the double diagram $y * d_p$ and that there are precisely α unblobbed loops and precisely β blobbed loops in the middle column of $y * d_p$.

There are precisely α unblobbed non-propagating edges that appear in both the right-hand column of y and the right link state p . For each of these there is a corresponding non-propagating edge in the left-hand column of d_p by construction. These form α unblobbed loops in the middle column of $y * d_p$. Similarly, there are precisely β blobbed non-propagating edges that appear in both the right-hand column of y and the right link state p . For each of these there is a

corresponding non-propagating edge in the left-hand column of d_p by construction. These form β unblobbed loops in the middle column of $y * d_p$.

Any other non-propagating edge in the right-hand column of y , say between the vertices \bar{a} and \bar{b} , is the result of splicing two defects together. Since there were defects at \bar{a} and \bar{b} in the right link state p , there are propagating edges from a' to \bar{a} and from b' to \bar{b} in the double diagram $y * d_p$. Combining these with the non-propagating edge in y formed by the splice, we see that \bar{a} and \bar{b} are connected in $y * d_p$. We note that if we spliced two unblobbed defects, the edges in this path will all be unblobbed by construction of d_p . Similarly, if the splice included a blobbed defect, then the path will be blobbed.

All the non-propagating edges in the left-hand column of y are also present in the left-hand column of the double diagram of $y * d_p$.

Finally, if there is a propagating edge from a to \bar{b} in y then there is a propagating edge from a to b' in the double diagram $y * d_p$. Since this propagating edge would lead to a defect in the right link state of y , there is a propagating edge from b' to \bar{b} in $y * d_p$ by the construction of d_p . If the propagating edge in y was unblobbed, then the edge from b' to \bar{b} in $y * d_p$ is also unblobbed by the construction of d_p .

Combining all of this, we see that all the vertex pairings in y are present in $y * d_p$ with precisely α unblobbed loops and β blobbed loops in the middle column. Therefore, $yd_p = \delta^\alpha \gamma^\beta y$. \square

Theorem 9.1.3. *Let $\delta, \gamma \in k$ be invertible. There exist isomorphisms of graded k -modules*

$$\mathrm{Tor}_*^{\mathbf{Bl}_n(\delta, \gamma)}(\mathbb{1}, \mathbb{1}) = \begin{cases} k & \star = 0 \\ 0 & \star > 0 \end{cases} \quad \text{and} \quad \mathrm{Ext}_{\mathbf{Bl}_n(\delta, \gamma)}^*(\mathbb{1}, \mathbb{1}) = \begin{cases} k & \star = 0 \\ 0 & \star > 0. \end{cases}$$

Proof. We will apply Theorem 9.0.1 with $l = 0$ and $m = n$ noting that $\mathbf{Bl}_n(\delta, \gamma)/\mathcal{I}_{-1} \cong \mathbf{Bl}_n(\delta, \gamma)$ and $\mathbf{Bl}_n(\delta, \gamma)/\mathcal{I}_n \cong k$.

Take $0 \leq i \leq n$. Fix $q \in R_i$. Let α be the number of unblobbed non-propagating edges in q and β be the number of blobbed non-propagating edges in q .

Let $e_q = \delta^{-\alpha} \gamma^{-\beta} d_q$. Lemma 9.1.2, with $y = d_q$, implies that e_q is idempotent. There is an inclusion $\mathbf{Bl}_n(\delta, \gamma) \cdot e_q \subset K_q$ since e_q lies in K_q . For the reverse inclusion, take $y \in \mathbf{Bl}_n(\delta, \gamma)$. Lemma 9.1.2 tells us that $ye_q = \delta^{-\alpha} \gamma^\beta y d_q = y$, so $y \in \mathbf{Bl}_n(\delta, \gamma) \cdot e_q$ as required. \square

9.2. Dropping the invertibility condition on one parameter. In this subsection we show that the (co)homology of the blob algebra vanishes if γ is invertible and n is odd. Recall the definitions of sesqui-diagram and double diagram together with the associated notation introduced in Subsection 5.4.

Lemma 9.2.1. *Let q be a right link state of a blob n -diagram such that q contains at least one blobbed non-propagating edge. Suppose e is a diagram in $\mathbf{Bl}_n(\delta, \gamma)$ such that*

- (1) e has right link state q ;
- (2) if q has a defect at vertex \bar{b} then there are sequence of edges in the sesqui-diagram (q, e) that connects b' and \bar{b} ;
- (3) each non-propagating edge in q that is decorated with a blob is part of a sequence of edges in the sesqui-diagram (q, e) forming a single blobbed loop;
- (4) each vertex b' in (q, e) that is not part of the single blobbed loop is connected to the right-hand column of vertices.

If $y \in K_q$, then $ye = \gamma y$.

Proof. We will show the equivalent statement that the double diagram $y * e$ has all the pairings of vertices present in the diagram y with no unblobbed loops and precisely one blobbed loop.

Any non-propagating edge in the left-hand column of y appears in the left-hand column of the double diagram $y * e$.

Suppose y has a propagating edge from a to \bar{b} . Therefore, in the double diagram, there is an edge from a to b' . Since $y \in K_q$, its right link state is obtained from q by a number of splices. Since the right link state of y has a defect at \bar{b} , so does the right link state q and Condition 2 tells us that there is sequence of edges from b' to \bar{b} in the double diagram $y * e$. Therefore a and \bar{b} are connected in the double diagram $y * e$. Condition 3 ensures that if the propagating edge from a to \bar{b} did not have a blob then the sequence of edges connecting a to \bar{b} in the double diagram does not have any blobs. Furthermore, if the propagating edge contained a blob, Condition 2 tells us that the path connecting the vertices in the double diagram will also be decorated by a blob (since blobs are idempotent).

If there is a non-propagating edge in the right-hand column of y which is also in the right link state q , then this edge exists in the right-hand column of the double diagram $y * e$ by Condition 1.

If there is a non-propagating edge in the right-hand column of y that appears as the result of a splice in its right link state, then Condition 4 tells us that both vertices are connected to the right-hand column in the double diagram $y * e$. Condition 3 guarantees that if we splice two defects without blobs then the sequence of edges joining the two vertices to the right-hand column of $y * e$ will not contain any blobs.

Condition 3 ensures that we will obtain precisely one blobbed loop and Condition 4 ensures that we form no other loops. \square

Lemma 9.2.2. *Let q be a right link state of a blob n -diagram with at least one defect and no blobbed non-propagating edges. Suppose that there exists a diagram e in $\mathbf{Bl}_n(\delta, \gamma)$ such that*

- (1) e has right link state q ,
- (2) if q has a defect at \bar{b} there is a sequence of edges in the sesqui-diagram (q, e) joining b' and \bar{b} ,
- (3) for each c there is a sequence of edges joining c' to the right-hand column of the sesqui-diagram (q, e) .

If $y \in K_q$, then $ye = y$.

Proof. If the right link state q has no blobs then this is precisely [Boy24a, Lemma 8.6].

If the right link state q contains a blobbed defect, then the argument in Lemma 9.2.1 applies, except now we cannot form any blobbed loops (by combining Condition 2 of that lemma with the fact that we have no blobbed non-propagating edges in the right link state). Therefore, the composite ye will have all the vertex pairings of y , with blobs only occurring on the path corresponding to the blobbed edge in y and we do not form any loops (blobbed or unblobbed). \square

Lemma 9.2.3. *Let q be a right link state of a blob n -diagram with at least one defect. The vertices of q can be divided into mutually disjoint sets of consecutive vertices such that each set either*

- contains precisely one defect and possibly some non-propagating edges which do not intersect any other set or

- contains no defects but contains all blobbed non-propagating edges (possibly with some unblobbed non-propagating edges which do not intersect any other set).

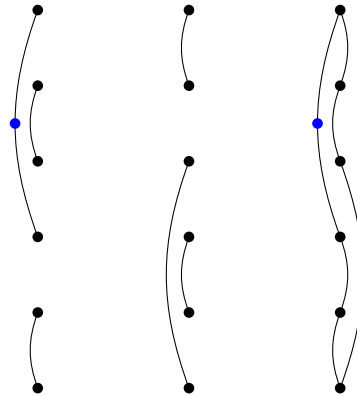
Proof. If q contains no blobbed non-propagating edges then we split the vertices after each defect, starting from the top, with the last set containing all the vertices below the penultimate defect. We note that other choices will usually be available.

If q contains blobbed non-propagating edges, these must occur at the top of the diagram, above the first defect. We take the set of vertices above the first defect to be the first set and then proceed as before. \square

Lemma 9.2.4. *Let q be a right link state of a blob n -diagram with no propagating edges and at least one blobbed non-propagating edge. There exists a right link state q' such that the juxtaposition of q and q' consists of a blobbed loop.*

Proof. If we consider the underlying Temperley-Lieb right link state, then the lemma is true, as shown in [DFGG97a, Subsection 5.7] (just below Figure 21). We note that our notion of loop corresponds to their one-component meander. Since we started with a right link state with at least one blob, the loop we form by this process must necessarily be blobbed. \square

Example 9.2.5. Below we have three diagrams. On the left, we have q , a right link state of a blob n -diagram with no propagating edges and at least one blobbed non-propagating edge, in the middle we have another right link state q' and on the right we have their juxtaposition, forming a single blobbed loop.



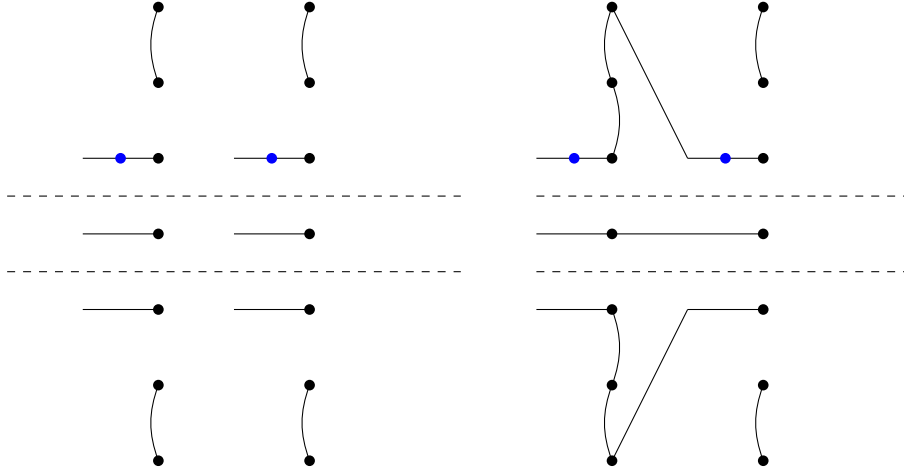
Lemma 9.2.6. *Let q be a right link state of a blob n -diagram with at least one defect. If q does not contain a blobbed non-propagating edge then there is a diagram e_q in $\mathbf{Bl}_n(\delta, \gamma)$ satisfying the conditions of Lemma 9.2.2.*

Proof. There is an illustrative example of the steps in this lemma following the proof. We will argue as in [Boy24a, Lemma 8.12] (indeed, if q contains no blobs at all then our statement is precisely [Boy24a, Lemma 8.12]). We start with two copies of the right link state q next to one another and aim to extend the right hand copy to the necessary diagram, e_q . Boyde's algorithm works as follows. We split the vertices of the right link state up into sets following Lemma 9.2.3. Each set of vertices will contain precisely one defect in the left-hand copy and the right-hand copy. The technical content of Boyde's Lemma 8.12 tells us that for each set of vertices we can connect the defect in the right-hand copy to the defect in the left-hand copy via a sequence of edges that passes through every non-propagating edge in the corresponding set of vertices in the left-hand copy. Recall our choice of vertex splitting in the proof of Lemma 9.2.3. The top-most defect will occur below any non-propagating edges in its set. Boyde's algorithm tells us that the top-most defect is therefore connected to the top-most vertex in the left-hand

copy. Therefore, if the top-most defect is decorated with a blob, the resulting diagram e_q is a valid blob n -diagram because the resulting blobbed propagating edge will be the top-most propagating edge.

Following this method we get the necessary diagram e_q . We note that e_q has right link state q by construction, so Condition 1 of Lemma 9.2.2 is satisfied. Furthermore, every defect in the right-hand copy is connected to the corresponding defect in the left-hand copy, so Condition 2 of Lemma 9.2.2 is satisfied. Finally, since every non-propagating edge in the left-hand copy is part of a path joining two defects, every vertex in the left-hand copy is connected to a vertex in the right-hand copy so Condition 3 of Lemma 9.2.2 is satisfied. \square

Example 9.2.7. We provide an illustrative example for a right link state with a blob on the top-most defect. By omitting the blob, we would obtain an example for a Temperley-Lieb right link state. In this first diagram (on the left) we have two copies of a right link state of a blob 7-diagram together with a separation of its vertices into sets following Lemma 9.2.3. In the second diagram (on the right) we follow Boyde's algorithm for each set of vertices, connecting the defect in the right-hand copy to the defect in the left-hand copy via a sequence of non-crossing edges that passes through every non-propagating edge in the corresponding set of vertices in the left-hand column.



Lemma 9.2.8. *Let q be a right link state of a blob n -diagram with at least one defect. If q contains a blobbed non-propagating edge then there exists a diagram d_q in $\mathbf{BI}_n(\delta, \gamma)$ satisfying the conditions of Lemma 9.2.1.*

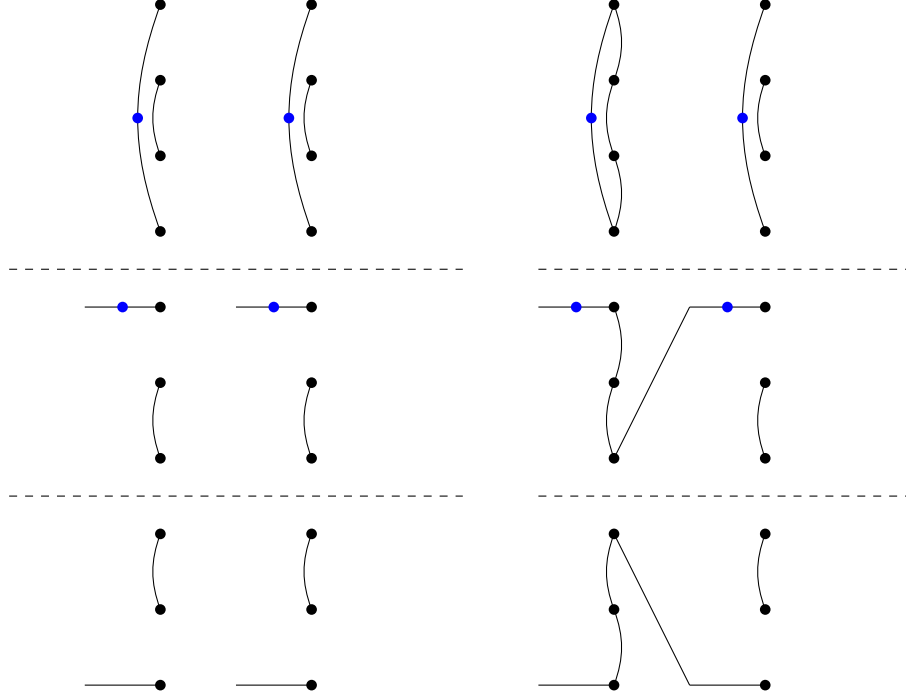
Proof. There is an illustrative example of the steps in this lemma following the proof. As in the previous lemma, we start with two copies of the right link state and aim to complete the right-hand copy to the necessary diagram.

Since q contains a blobbed non-propagating edge, Lemma 9.2.3 tells us we can split the vertices of q in such a way that the first set contains all blobbed non-propagating edges. By considering the first set of vertices (that is, the set of vertices above the top-most defect) as a right link state on just these vertices, Lemma 9.2.4 tells us that we can find another right link state, q' on these vertices such that the juxtaposition forms a single blobbed loop. We add the juxtaposition of q' to our diagram. Each other set of vertices contains a defect, so the argument outlined in Lemma 9.2.6 applies.

We note that the diagram constructed, d_q , satisfies the conditions of Lemma 9.2.1. The diagram d_q has right link state q so Condition 1 of Lemma 9.2.1 is satisfied by construction. As in Lemma 9.2.6, each defect in the right-hand copy is connected to the the defect in the left-hand copy so Condition 2 of Lemma 9.2.1 is satisfied. The argument in the previous paragraph tells us that

any blobbed non-propagating edge in q is part of a blobbed loop in the sesqui-diagram (q, d_q) so Condition 3 of Lemma 9.2.1 is satisfied. Finally, following the argument of the previous lemma, every vertex that is not part of the single blobbed loop in the left-hand column of the sesqui-diagram (q, d_q) is connected to the right-hand column of vertices and so Condition 4 of Lemma 9.2.1 is satisfied as required. \square

Example 9.2.9. In this first diagram (on the left) we have two copies of a right link state, q , of a blob 10-diagram together with a separation of its vertices into sets following Lemma 9.2.3. In the second diagram (on the right) we fill in the top set of vertices to form a blobbed loop and apply the method of Lemma 9.2.6 to the remaining sets of vertices to complete the sesqui-diagram (q, d_q) .



Theorem 9.2.10. *Let n be any positive integer. Let $\gamma \in k$ be invertible and let $\delta \in k$ be any element. There exist isomorphisms of graded k -modules*

$$\mathrm{Tor}_{\star}^{\mathbf{Bl}_n(\delta, \gamma)/\mathcal{I}_0}(\mathbb{1}, \mathbb{1}) \cong \begin{cases} k & \star = 0 \\ 0 & \star > 0 \end{cases} \quad \text{and} \quad \mathrm{Ext}_{\mathbf{Bl}_n(\delta, \gamma)/\mathcal{I}_0}^{\star}(\mathbb{1}, \mathbb{1}) \cong \begin{cases} k & \star = 0 \\ 0 & \star > 0. \end{cases}$$

Proof. We will apply Theorem 9.0.1 with $l = 1$ and $m = n$. We note that $\mathcal{I}_{l-1} = \mathcal{I}_0$ and that $\mathbf{Bl}_n(\delta, \gamma)/\mathcal{I}_n \cong k$. In order to apply the theorem, for each right link state q , we must find a diagram f_q such that $A \cdot f_q = K_q$. If q contains no blobbed non-propagating edges, we take the diagram e_q constructed in Lemma 9.2.6, which satisfies the necessary conditions by Lemma 9.2.2. If q contains blobbed non-propagating edges, we take $f_q = \gamma^{-1}d_q$, where d_q is the diagram constructed in Lemma 9.2.8. This will have the necessary properties by Lemma 9.2.1. \square

Corollary 9.2.11. *Let n be an odd positive integer. Let $\gamma \in k$ be invertible and let $\delta \in k$ be any element. There exist isomorphisms of graded k -modules*

$$\mathrm{Tor}_{\star}^{\mathbf{Bl}_n(\delta, \gamma)}(\mathbb{1}, \mathbb{1}) \cong \begin{cases} k & \star = 0 \\ 0 & \star > 0 \end{cases} \quad \text{and} \quad \mathrm{Ext}_{\mathbf{Bl}_n(\delta, \gamma)}^{\star}(\mathbb{1}, \mathbb{1}) \cong \begin{cases} k & \star = 0 \\ 0 & \star > 0. \end{cases}$$

Proof. If n is odd, a blob n -diagram must have at least one propagating edge, so $\mathcal{I}_0 = 0$. The result now follows directly from Theorem 9.2.10. \square

10. COHOMOLOGY OF THE DILUTE TEMPERLEY-LIEB ALGEBRA

In this section we prove that the (co)homology of a dilute Temperley-Lieb algebra vanishes in positive degrees when the parameter δ is invertible.

Theorem 10.0.1. *For ease of notation, let $A = d\mathcal{TL}_n(\delta)$. Let $0 \leq l \leq m \leq n - 1$. Suppose, for each i in the range $l \leq i \leq m$ and for each right link state $p \in \mathbf{P}_i$, that there exists an idempotent e_p in A such that we have an equality of left ideals $A \cdot e_p = \mathbf{J}_p$. Then we have chains of isomorphisms of graded k -modules*

$$\mathrm{Tor}_\star^{A/l_{l-1}}(\mathbb{1}, \mathbb{1}) \cong \mathrm{Tor}_\star^{A/l_l}(\mathbb{1}, \mathbb{1}) \cong \cdots \cong \mathrm{Tor}_\star^{A/l_m}(\mathbb{1}, \mathbb{1})$$

and

$$\mathrm{Ext}_{A/l_{l-1}}^\star(\mathbb{1}, \mathbb{1}) \cong \mathrm{Ext}_{A/l_l}^\star(\mathbb{1}, \mathbb{1}) \cong \cdots \cong \mathrm{Ext}_{A/l_m}^\star(\mathbb{1}, \mathbb{1}).$$

Proof. The homological statement is identical to the proof of [Boy24a, Theorem 1.11] given in Section 6 of that paper, with any reference to the rook-Brauer algebra replaced by the dilute Temperley-Lieb algebra. The cohomological statement is identical to Theorem 7.0.1. \square

We now define the diagram that will lead to the necessary idempotents in the case of the dilute Temperley-Lieb algebras. As before, one can think of the diagram d_p in the definition below as being the dilute Temperley-Lieb n -diagram whose right link state is p and whose left link state is the mirror image of p .

Definition 10.0.2. Fix $p \in \mathbf{P}_i$, a right link state of a dilute Temperley-Lieb n -diagram with precisely i defects. Define a diagram $d_p \in d\mathcal{TL}_n(\delta)$ as follows:

- if \bar{a} is an isolated vertex in p , then both a and \bar{a} are isolated vertices in d_p ;
- if there is a non-propagating edge between \bar{a} and \bar{b} in p then there is a non-propagating edge between a and b and a non-propagating edge between \bar{a} and \bar{b} in d_p ;
- if there is a defect at vertex \bar{a} in p , then there is a propagating edge between a and \bar{a} in d_p .

Lemma 10.0.3. *Fix $p \in \mathbf{P}_i$, a right link state of a dilute Temperley-Lieb n -diagram with precisely i defects. If y is a diagram in the left ideal \mathbf{J}_p of $d\mathcal{TL}_n(\delta)$, then $yd_p = \delta^\alpha y$, where α is the number of non-propagating edges in p .*

Proof. In order for y to lie in \mathbf{J}_p , the right link state of y must be obtained from p by a (possibly empty) sequence of splices. We note the following facts:

- if \bar{a} and \bar{b} are connected by a non-propagating edge in p then they are also connected by a non-propagating edge in y ;
- there is an isolated vertex at \bar{a} in p if and only if there is an isolated vertex at \bar{a} in y ;
- if there is a defect at vertex \bar{a} in p then there are two possibilities:
 - the vertex \bar{a} is part of a propagating edge in y (which results in a defect in its right link state);
 - the vertex \bar{a} is part of a non-propagating edge in the right-hand column of y (which is the result of a splice).

Now consider the double diagram $y * d_p$ (recalling the notation of Subsection 5.4). We will show that if two vertices are connected in y then they are connected in the double diagram $y * d_p$ and that there are precisely α loops in the middle column of $y * d_p$.

There are precisely α non-propagating edges that appear in both the right-hand column of y and the right link state p . For each of these there is a corresponding non-propagating edge in the left-hand column of d_p by construction. These form α loops in the middle column of $y * d_p$. Any other non-propagating edge in the right-hand column of y , say between the vertices \bar{a} and \bar{b} , is the result of splicing two defects together. Since there were defects at \bar{a} and \bar{b} in the right link state p , there are propagating edges from a' to \bar{a} and from b' to \bar{b} in the double diagram $y * d_p$. Combining these with the non-propagating edge in y formed by the splice, we see that \bar{a} and \bar{b} are connected in $y * d_p$.

An isolated vertex in the right-hand column of y , say at \bar{a} , must correspond to an isolated vertex in p . This leads to an isolated vertex at a' in the double diagram. By the definition of d_p , a' remains isolated in the double diagram and \bar{a} is also isolated in $y * d_p$. This prevents the composite being equal to zero and ensures that the isolated vertices in the right-hand column of y also appear in the right-hand column of the composite $y * d_p$.

Finally, if there is a propagating edge from a to \bar{b} in y then there is a propagating edge from a to b' in the double diagram $y * d_p$. Since this propagating edge would lead to a defect in the right link state of y , there is a propagating edge from b' to \bar{b} in $y * d_p$ by the construction of d_p .

Combining all of this, we see that all the vertex pairings in y are present in $y * d_p$ with precisely α loops in the middle column. Therefore, $yd_p = \delta^\alpha y$. \square

Theorem 10.0.4. *Let δ be invertible in k . There exist isomorphisms of graded k -modules*

$$\mathrm{Tor}_\star^{d\mathcal{TL}_n(\delta)}(\mathbb{1}, \mathbb{1}) \cong \begin{cases} k & \star = 0 \\ 0 & \star > 0 \end{cases} \quad \text{and} \quad \mathrm{Ext}_{d\mathcal{TL}_n(\delta)}^\star(\mathbb{1}, \mathbb{1}) \cong \begin{cases} k & \star = 0 \\ 0 & \star > 0. \end{cases}$$

Proof. We will apply Theorem 10.0.1 with $l = 0$ and $m = n - 1$, noting that $d\mathcal{TL}_n(\delta)/\mathfrak{l}_{-1} \cong d\mathcal{TL}_n(\delta)$ and $d\mathcal{TL}_n(\delta)/\mathfrak{l}_{n-1} \cong k$.

Take $0 \leq i \leq n - 1$. Fix $p \in \mathbf{P}_i$, a right link state in $d\mathcal{TL}_n(\delta)$ with precisely i defects. Let α be the number of non-propagating edges in p .

Let $e_p = \delta^{-\alpha} d_p$. Lemma 10.0.3, with $y = d_p$, implies that e_p is idempotent. There is an inclusion $d\mathcal{TL}_n(\delta) \cdot e_p \subset J_p$ since e_p lies in J_p . For the reverse inclusion, take $y \in J_p$. Lemma 10.0.3 tells us that $ye_p = \delta^{-\alpha} yd_p = y$, so $y \in d\mathcal{TL}_n(\delta) \cdot e_p$ as required. \square

Remark 10.0.5. By carefully adapting Boyde's methods ([Boy24a, Section 8]) to account for isolated vertices (and to avoid the possibility of floating edges that then arises) one can prove that for any $\delta \in k$ there exist isomorphisms of graded k -modules

$$\mathrm{Tor}_\star^{d\mathcal{TL}_n(\delta)/\mathfrak{l}_0}(\mathbb{1}, \mathbb{1}) \cong \begin{cases} k & \star = 0 \\ 0 & \star > 0 \end{cases} \quad \text{and} \quad \mathrm{Ext}_{d\mathcal{TL}_n(\delta)/\mathfrak{l}_0}^\star(\mathbb{1}, \mathbb{1}) \cong \begin{cases} k & \star = 0 \\ 0 & \star > 0. \end{cases}$$

In the cases of a Temperley-Lieb algebra and a blob algebra, the two-sided ideals I_0 and \mathcal{I}_0 are zero if n is odd, so we can use the result to deduce vanishing results on the cohomology of the original algebra. This is because a Temperley-Lieb diagram and a blob diagram cannot have isolated vertices. However, since a dilute Temperley-Lieb diagram can have isolated vertices, the two-sided ideal \mathfrak{l}_0 will be non-zero in general so we cannot deduce anything further about the (co)homology of the dilute Temperley-Lieb algebra using these methods.

11. TATE COHOMOLOGY

For many of the algebras that we have considered in this paper, we have shown that the (co)homology of the algebra is isomorphic to the (co)homology of a finite group. In a setting where we have the homology and the cohomology of a finite group, it is natural to consider *Tate cohomology*.

Tate cohomology first appeared in [Tat52] in the study of class field theory. Since its introduction, Tate cohomology and its generalizations have found a wide variety of applications including the study of duality groups, fixed-point theory, equivariant topology, axiomatised stable homotopy theory and topological cyclic homology (see [Far78, Swa60, GM95, Gre87, Gre94, Gre01, Kle01, Kle02, NS18] for instance).

We begin by defining a norm map for augmented algebras whose zeroth homology and cohomology coincide with the zeroth homology and cohomology of a group.

Definition 11.0.1. Let A be an augmented k -algebra. Suppose that there exist isomorphisms of k -modules $f: \mathrm{Tor}_0^A(\mathbb{1}, \mathbb{1}) \xrightarrow{\cong} H_0(G, \mathbb{1})$ and $g: H^0(G, \mathbb{1}) \xrightarrow{\cong} \mathrm{Ext}_A^0(\mathbb{1}, \mathbb{1})$ for some finite group G . We define the A -norm map

$$\mathbf{N}: \mathrm{Tor}_0^A(\mathbb{1}, \mathbb{1}) \rightarrow \mathrm{Ext}_A^0(\mathbb{1}, \mathbb{1})$$

to be the composite

$$\mathrm{Tor}_0^A(\mathbb{1}, \mathbb{1}) \xrightarrow{f} H_0(G, \mathbb{1}) \xrightarrow{N} H^0(G, \mathbb{1}) \xrightarrow{g} \mathrm{Ext}_A^0(\mathbb{1}, \mathbb{1}),$$

where N is the usual norm map $k_G \rightarrow k^G$ from coinvariants to invariants induced by $\lambda \mapsto \sum_{g \in G} g\lambda$ (see [Bro94, III.1] for instance).

We can now splice together the homology and cohomology of such augmented algebras.

Definition 11.0.2. Let A be an augmented k -algebra. Suppose that there exist isomorphisms of k -modules $f: \mathrm{Tor}_0^A(\mathbb{1}, \mathbb{1}) \rightarrow H_0(G, \mathbb{1})$ and $g: H^0(G, \mathbb{1}) \rightarrow \mathrm{Ext}_A^0(\mathbb{1}, \mathbb{1})$ for some finite group G . Let \mathbf{N} denote the A -norm map. We define

$$\widehat{\mathrm{Ext}}_A^p(\mathbb{1}, \mathbb{1}) = \begin{cases} \mathrm{Coker}(\mathbf{N}) & p = 0 \\ \mathrm{Ker}(\mathbf{N}) & p = -1 \\ \mathrm{Ext}_A^p(\mathbb{1}, \mathbb{1}) & p \geq 1 \\ \mathrm{Tor}_{-p-1}^A(\mathbb{1}, \mathbb{1}) & p \leq -2. \end{cases}$$

We call $\widehat{\mathrm{Ext}}_A^p(\mathbb{1}, \mathbb{1})$ the *Tate cohomology of A* .

The following definition and examples demonstrate how we identify the known (co)homology of families of diagram algebras with the Tate cohomology of certain groups.

Definition 11.0.3. We say that an augmented k -algebra, A , is G -centred if there is a finite group G and an inclusion of k -algebras $k[G] \hookrightarrow A$ which induces isomorphisms $\mathrm{Tor}_\star^A(\mathbb{1}, \mathbb{1}) \cong H_\star(G, \mathbb{1})$ and $\mathrm{Ext}_A^\star(\mathbb{1}, \mathbb{1}) \cong H^\star(G, \mathbb{1})$.

Example 11.0.4. The following algebras are Σ_n -centred: the partition algebra $P_n(\delta)$ with δ invertible (see [BHP23, Theorem A] and [FG24]); the Tanabe algebra $\mathcal{T}_n(\delta, r)$ for any δ and for $r \geq 2$ (see [FG24]); the totally propagating partition algebra TPP_n (see [FG24]); the uniform block permutation algebra U_n (see [FG24]); the Brauer algebra $\mathcal{B}_n(\delta)$ for n odd or for δ invertible (see [BHP21, Theorem A], [Boy24a, Theorem 1.3] and Theorems 7.2.1 and 7.2.2); the rook-Brauer algebra $\mathcal{RB}_n(\delta, \varepsilon)$ for δ, ε invertible (see Theorem 7.1.5); the rook algebra $\mathcal{R}_n(\varepsilon)$ with ε invertible (see [Boy24a, Theorem 5.4] and Theorem 7.3.1).

The walled Brauer algebra $\mathcal{B}_{r,s}(\delta)$ with δ invertible or $r + s$ odd is $k[\Sigma_r \times \Sigma_s]$ -centred (see Theorem 8.0.1 and Corollary 8.0.6).

If δ is invertible or n is odd, then the Jones annular algebra $J_n(\delta)$ is C_n -centred (see [Boy24b, Theorem 1.5] and [FG24, Theorem 4.2.3]).

The following algebras are 1-centred, that is G -centred for the trivial group: the Temperley-Lieb algebra $\mathcal{T}_n(\delta)$ with either δ invertible or n odd (see [BH24, Theorem A], [Sro22, Theorem A] and Theorem 7.2.1); the Motzkin algebra $\mathcal{M}_n(\delta, \varepsilon)$ with δ, ε invertible (see Theorem 7.1.6); the planar rook algebra $\mathcal{PR}_n(\varepsilon)$ with ε invertible (see Theorem 7.3.2); the blob algebra $\mathcal{B}_n(\delta, \gamma)$ if both δ and γ are invertible (see Theorem 9.1.3); the blob algebra $\mathcal{B}_n(\delta, \gamma)$ if γ is invertible and n is odd (see Corollary 9.2.11); the dilute Temperley-Lieb algebra $d\mathcal{TL}_n(\delta)$ with δ invertible (see Theorem 10.0.4).

Proposition 11.0.5. *Let A be a G -centred augmented k -algebra. There is an isomorphism of \mathbb{Z} -graded k -modules*

$$\widehat{\text{Ext}}_A^*(\mathbb{1}, \mathbb{1}) \cong \widehat{H}^*(G, \mathbb{1}),$$

where $\widehat{H}^*(G, \mathbb{1})$ is the Tate cohomology of G with coefficients in $\mathbb{1}$.

Proof. This is true more or less by construction. The isomorphisms in degrees 0 and -1 follow directly from the definition of the A -norm map \mathbf{N} in Definition 11.0.1. The isomorphisms in all other degrees follow by combining the definition of our \mathbb{Z} -graded theory in Definition 11.0.2 and the definition of a G -centred algebra in Definition 11.0.3. \square

Proposition 11.0.5 gives a way of identifying the homology and cohomology of many diagram algebras with the Tate cohomology of a group as \mathbb{Z} -graded k -modules. However, the Tate cohomology of a group is known to carry more structure, such as a graded-commutative cup product. We therefore conjecture that there should exist a more structured version of this result. We also conjecture that we should be able to obtain the Tate cohomology of these diagram algebras as the cohomology of an appropriate *complete resolution* in the sense of [CK97].

REFERENCES

- [Abr07] S. Abramsky. Temperley-Lieb algebra: From knot theory to logic and computation via quantum mechanics. In Goong Chen, Louis Kauffman, and Sam Lomonaco, editors, *Mathematics of Quantum Computing and Technology*, pages 415–458. Taylor and Francis, 2007.
- [BCH⁺94] Georgia Benkart, Manish Chakrabarti, Thomas Halverson, Robert Leduc, Chanyoung Lee, and Jeffrey Strooker. Tensor product representations of general linear groups and their connections with Brauer algebras. *J. Algebra*, 166(3):529–567, 1994.
- [Bel15] Jonathan Belletête. The fusion rules for the Temperley-Lieb algebra and its dilute generalization. *J. Phys. A*, 48(39):395205, 67, 2015.
- [Ben91] D. J. Benson. *Representations and cohomology. I*, volume 30 of *Cambridge Studies in Advanced Mathematics*. Cambridge University Press, Cambridge, 1991. Basic representation theory of finite groups and associative algebras.
- [BH14] Georgia Benkart and Tom Halverson. Motzkin algebras. *Eur. J. Comb.*, 36:473–502, 2014.
- [BH24] Rachael Boyd and Richard Hepworth. The homology of the Temperley-Lieb algebras. *Geom. Topol.*, 28(3):1437–1499, 2024.
- [BHP21] Rachael Boyd, Richard Hepworth, and Peter Patzt. The homology of the Brauer algebras. *Sel. Math., New Ser.*, 27(5):31, 2021. Id/No 85.
- [BHP23] Rachael Boyd, Richard Hepworth, and Peter Patzt. The homology of the partition algebras. *Pac. J. Math.*, 327(1):1–27, 2023.
- [BJS24] Maria Balanzó-Juandó, Michał Studziński, and Felix Huber. Positive maps from the walled Brauer algebra. *J. Phys. A, Math. Theor.*, 57(11):25, 2024. Id/No 115202.
- [BM13] Georgia Benkart and Dongho Moon. Planar rook algebras and tensor representations of $\mathfrak{gl}(1|1)$. *Commun. Algebra*, 41(7):2405–2416, 2013.
- [Boy24a] Guy Boyde. Idempotents and homology of diagram algebras. *Math. Ann.*, 2024.
- [Boy24b] Guy Boyde. Stable homology isomorphisms for the partition and Jones annular algebras. *Sel. Math. New Ser.*, 30, 2024.
- [BP97] Roger E. Behrend and Paul A. Pearce. Boundary weights for Temperley-Lieb and dilute Temperley-Lieb models. *Internat. J. Modern Phys. B*, 11(23):2833–2847, 1997.
- [Bra37] Richard Brauer. On algebras which are connected with the semisimple continuous groups. *Ann. Math. (2)*, 38:857–872, 1937.
- [Bro94] Kenneth S. Brown. *Cohomology of groups*, volume 87 of *Graduate Texts in Mathematics*. Springer-Verlag, New York, 1994. Corrected reprint of the 1982 original.

- [BS12] Jonathan Brundan and Catharina Stroppel. Gradings on walled Brauer algebras and Khovanov’s arc algebra. *Adv. Math.*, 231(2):709–773, 2012.
- [BSA14] Jonathan Belletête and Yvan Saint-Aubin. The principal indecomposable modules of the dilute Temperley-Lieb algebra. *J. Math. Phys.*, 55(11):111706, 41, 2014.
- [Cam24] John M. Campbell. Alternating submodules for partition algebras, rook algebras, and rook-Brauer algebras. *J. Pure Appl. Algebra*, 228(1):31, 2024. Id/No 107452.
- [CDVDM08] Anton Cox, Maud De Visscher, Stephen Doty, and Paul Martin. On the blocks of the walled Brauer algebra. *J. Algebra*, 320(1):169–212, 2008.
- [CDVM09a] Anton Cox, Maud De Visscher, and Paul Martin. The blocks of the Brauer algebra in characteristic zero. *Represent. Theory*, 13:272–308, 2009.
- [CDVM09b] Anton Cox, Maud De Visscher, and Paul Martin. A geometric characterisation of the blocks of the Brauer algebra. *J. Lond. Math. Soc., II. Ser.*, 80(2):471–494, 2009.
- [CDVM11] Anton Cox, Maud De Visscher, and Paul Martin. Alcove geometry and a translation principle for the Brauer algebra. *J. Pure Appl. Algebra*, 215(4):335–367, 2011.
- [CG24] James Cranch and Daniel Graves. Cohomology of coloured partition algebras, 2024. arXiv eprint 2411.11776.
- [CGM03] Anton Cox, John Graham, and Paul Martin. The blob algebra in positive characteristic. *J. Algebra*, 266(2):584–635, 2003.
- [CK97] Jonathan Cornick and Peter H. Kropholler. On complete resolutions. *Topology Appl.*, 78(3):235–250, 1997.
- [DFGG97a] P. Di Francesco, O. Golinelli, and E. Guitter. Meander, folding, and arch statistics. *Math. Comput. Modelling*, 26(8-10):97–147, 1997.
- [DFGG97b] P. Di Francesco, O. Golinelli, and E. Guitter. Meanders and the Temperley-Lieb algebra. *Commun. Math. Phys.*, 186(1):1–59, 1997.
- [DG23] Stephen Doty and Anthony Giaquinto. The partial Temperley-Lieb algebra and its representations. *J. Comb. Algebra*, 7(3-4):401–439, 2023.
- [DS77] Robert Donaghey and Louis W. Shapiro. Motzkin numbers. *J. Comb. Theory, Ser. A*, 23:291–301, 1977.
- [DVM17] Maud De Visscher and Paul P. Martin. On Brauer algebra simple modules over the complex field. *Trans. Am. Math. Soc.*, 369(3):1579–1609, 2017.
- [EP19] Jorge Espinoza and David Plaza. Blob algebra and two-color Soergel calculus. *J. Pure Appl. Algebra*, 223(11):4708–4745, 2019.
- [Far78] F. Thomas Farrell. An extension of Tate cohomology to a class of infinite groups. *J. Pure Appl. Algebra*, 10(2):153–161, 1977/78.
- [FG24] Andrew Fisher and Daniel Graves. Cohomology of Tanabe algebras, 2024. arXiv eprint=2410.00599.
- [FHH09] Daniel Flath, Tom Halverson, and Kathryn Herbig. The planar rook algebra and Pascal’s triangle. *Enseign. Math. (2)*, 55(1-2):77–92, 2009.
- [GJSV13] Azat M. Gainutdinov, Jesper Lykke Jacobsen, Hubert Saleur, and Romain Vasseur. A physical approach to the classification of indecomposable Virasoro representations from the blob algebra. *Nucl. Phys., B*, 873(3):614–681, 2013.
- [GL96] J. J. Graham and G. I. Lehrer. Cellular algebras. *Invent. Math.*, 123(1):1–34, 1996.
- [GM95] J. P. C. Greenlees and J. P. May. Generalized Tate cohomology. *Mem. Amer. Math. Soc.*, 113(543):viii+178, 1995.
- [GN17a] A. Garbali and B. Nienhuis. The dilute Temperley-Lieb $O(n = 1)$ loop model on a semi infinite strip: the ground state. *J. Stat. Mech. Theory Exp.*, Volume 2017(4):043108, 27, 2017.
- [GN17b] A. Garbali and B. Nienhuis. The dilute Temperley-Lieb $O(n = 1)$ loop model on a semi infinite strip: the sum rule. *J. Stat. Mech. Theory Exp.*, Volume 2017(5):053102, 23, 2017.
- [Gre87] J. P. C. Greenlees. Representing Tate cohomology of G -spaces. *Proc. Edinburgh Math. Soc. (2)*, 30(3):435–443, 1987.
- [Gre94] J. P. C. Greenlees. Tate cohomology in commutative algebra. *J. Pure Appl. Algebra*, 94(1):59–83, 1994.
- [Gre01] J. P. C. Greenlees. Tate cohomology in axiomatic stable homotopy theory. In *Cohomological methods in homotopy theory (Bellaterra, 1998)*, volume 196 of *Progr. Math.*, pages 149–176. Birkhäuser, Basel, 2001.
- [Gri96] Uwe Grimm. Dilute algebras and solvable lattice models. In *Statistical models, Yang-Baxter equation and related topics, and Symmetry, statistical mechanical models and applications (Tianjin, 1995)*, pages 110–117. World Sci. Publ., River Edge, NJ, 1996.
- [Gro02] Cheryl Grood. A Specht module analog for the rook monoid. *Electron. J. Comb.*, 9(1):research paper r2, 10, 2002.
- [GW95] Uwe Grimm and S. Ole Warnaar. Solvable RSOS models based on the dilute BWM algebra. *Nucl. Phys., B*, 435(3):482–504, 1995.

- [Hal96] Tom Halverson. Characters of the centralizer algebras of mixed tensor representations of $GL(r, \mathbb{C})$ and the quantum group $\mathcal{U}_q(\mathfrak{gl}(r, \mathbb{C}))$. *Pacific J. Math.*, 174(2):359–410, 1996.
- [Hal04] Tom Halverson. Representations of the q -rook monoid. *J. Algebra*, 273(1):227–251, 2004.
- [Hd14] Tom Halverson and Elise delMas. Representations of the rook-Brauer algebra. *Commun. Algebra*, 42(1):423–443, 2014.
- [HMP21] A. Hazi, P. P. Martin, and A. E. Parker. Indecomposable tilting modules for the blob algebra. *J. Algebra*, 568:273–313, 2021.
- [HR01] T. Halverson and A. Ram. q -rook monoid algebras, Hecke algebras, and Schur-Weyl duality. *J. Math. Sci., New York*, 121(3):2419–2436, 2001.
- [Jon83] V. F. R. Jones. Index for subfactors. *Invent. Math.*, 72:1–25, 1983.
- [Jon85] Vaughan F. R. Jones. A polynomial invariant for knots via von Neumann algebras. *Bull. Am. Math. Soc., New Ser.*, 12:103–111, 1985.
- [JY21] Vaughan F. R. Jones and Jun Yang. Motzkin algebras and the A_n tensor categories of bimodules. *Int. J. Math.*, 32(10):43, 2021. Id/No 2150077.
- [Kau90] Louis H. Kauffman. An invariant of regular isotopy. *Trans. Am. Math. Soc.*, 318(2):417–471, 1990.
- [Kle01] John R. Klein. The dualizing spectrum of a topological group. *Math. Ann.*, 319(3):421–456, 2001.
- [Kle02] John R. Klein. Axioms for generalized Farrell-Tate cohomology. *J. Pure Appl. Algebra*, 172(2-3):225–238, 2002.
- [KM06] Ganna Kudryavtseva and Volodymyr Mazorchuk. On presentations of Brauer-type monoids. *Cent. Eur. J. Math.*, 4(3):413–434, 2006.
- [KMP18] O. H. King, P. P. Martin, and A. E. Parker. On central idempotents in the Brauer algebra. *J. Algebra*, 512:20–46, 2018.
- [Koi89] Kazuhiko Koike. On the decomposition of tensor products of the representations of the classical groups: by means of the universal characters. *Adv. Math.*, 74(1):57–86, 1989.
- [LP20] Nicolas Libedinsky and David Plaza. Blob algebra approach to modular representation theory. *Proc. Lond. Math. Soc. (3)*, 121(3):656–701, 2020.
- [Mar87] P. P. Martin. All direct sum representations of the Temperley-Lieb algebra. *J. Phys. A, Math. Gen.*, 20:1539–1542, 1987.
- [Mar88] P. P. Martin. Temperley-Lieb algebra, group theory and the Potts model. *J. Phys. A, Math. Gen.*, 21(3):577–591, 1988.
- [Mar90a] P. P. Martin. Temperley-Lieb algebras and the long distance properties of statistical mechanical models. *J. Phys. A, Math. Gen.*, 23(1):7–30, 1990.
- [Mar90b] Paul P. Martin. Representations of graph Temperley-Lieb algebras. *Publ. Res. Inst. Math. Sci.*, 26(3):485–503, 1990.
- [Mar15] Paul P. Martin. The decomposition matrices of the Brauer algebra over the complex field. *Trans. Am. Math. Soc.*, 367(3):1797–1825, 2015.
- [Maz] Volodymyr Mazorchuk. On the structure of Brauer semigroup and its partial analogue. Available on the author’s webpage: <https://www2.math.uu.se/~7Evomaz677/papers.html>.
- [Maz02] Volodymyr Mazorchuk. Endomorphisms of \mathfrak{B}_n , $\mathcal{P}\mathfrak{B}_n$, and \mathfrak{C}_n . *Comm. Algebra*, 30(7):3489–3513, 2002.
- [MM14] Paul Martin and Volodymyr Mazorchuk. On the representation theory of partial Brauer algebras. *Q. J. Math.*, 65(1):225–247, 2014.
- [Mot48] Th. Motzkin. Relations between hypersurface cross ratios, and a combinatorial formula for partitions of a polygon, for permanent preponderance, and for non-associative products. *Bull. Am. Math. Soc.*, 54:352–360, 1948.
- [MS94] Paul Martin and Hubert Saleur. The blob algebra and the periodic Temperley-Lieb algebra. *Lett. Math. Phys.*, 30(3):189–206, 1994.
- [MW00] Paul P. Martin and David Woodcock. On the structure of the blob algebra. *J. Algebra*, 225(2):957–988, 2000.
- [Nie90] Bernard Nienhuis. Critical and multicritical $O(n)$ models. *Physica A: Statistical Mechanics and its Applications*, 163(1):152–157, 1990.
- [Nik06] P. P. Nikitin. The centralizer algebra of the diagonal action of the group $GL_n(\mathbb{C})$ in a mixed tensor space. *Zap. Nauchn. Semin. POMI*, 331:170–198, 2006.
- [NS18] Thomas Nikolaus and Peter Scholze. On topological cyclic homology. *Acta Math.*, 221(2):203–409, 2018.
- [Ren05] Lex E. Renner. *Linear algebraic monoids.*, volume 134 of *Encycl. Math. Sci.* Berlin: Springer, 2005.
- [Roc92] Ph. Roche. On the construction of integrable dilute ADE models. *Physics Letters B*, 285(1):49–53, 1992.
- [RSA14] David Ridout and Yvan Saint-Aubin. Standard modules, induction and the structure of the Temperley-Lieb algebra. *Adv. Theor. Math. Phys.*, 18(5):957–1041, 2014.
- [RW21] Oscar Randal-Williams. A remark on the homology of Temperley-Lieb algebras, 2021. <https://www.dpmms.cam.ac.uk/~or257/notes/Descent.pdf>.

- [Sol02] Louis Solomon. Representations of the rook monoid. *J. Algebra*, 256(2):309–342, 2002.
- [Sro22] Robin Sroka. The homology of a Temperley-Lieb algebra on an odd number of strands, 2022. To appear in Algebraic & Geometric Topology. arXiv e-print 2202.08799.
- [Swa60] Richard G. Swan. A new method in fixed point theory. *Comment. Math. Helv.*, 34:1–16, 1960.
- [Tat52] John Tate. The higher dimensional cohomology groups of class field theory. *Ann. of Math. (2)*, 56:294–297, 1952.
- [TL71] H. V. N. Temperley and Elliott H. Lieb. Relations between the ‘percolation’ and ‘colouring’ problem and other graph-theoretical problems associated with regular planar lattices: some exact results for the ‘percolation’ problem. *Proc. R. Soc. Lond., Ser. A*, 322:251–280, 1971.
- [Tur90] V. G. Turaev. Operator invariants of tangles, and R-matrices. *Math. USSR, Izv.*, 35(2):411–444, 1990.
- [Wen88] Hans Wenzl. On the structure of Brauer’s centralizer algebras. *Ann. Math. (2)*, 128(1):173–193, 1988.
- [Wes95] B. W. Westbury. The representation theory of the Temperley-Lieb algebras. *Math. Z.*, 219(4):539–565, 1995.
- [WNS92] S. O. Warnaar, B. Nienhuis, and K. A. Seaton. New construction of solvable lattice models including an Ising model in a field. *Phys. Rev. Lett.*, 69(5):710–712, 1992.
- [WNS93] S. Ole Warnaar, Bernard Nienhuis, and Katherine A. Seaton. A critical Ising model in a magnetic field. *Int. J. Mod. Phys. B*, 7(20-21):3727–3736, 1993.
- [WPSN94] S. Ole Warnaar, Paul A. Pearce, Katherine A. Seaton, and Bernard Nienhuis. Order parameters of the dilute A models. *J. Stat. Phys.*, 74(3-4):469–531, 1994.
- [Xia16] Zhan Kui Xiao. On tensor spaces for rook monoid algebras. *Acta Math. Sin., Engl. Ser.*, 32(5):607–620, 2016.

(ANDREW FISHER) SCHOOL OF MATHEMATICAL AND PHYSICAL SCIENCES, UNIVERSITY OF SHEFFIELD, HOUNSFIELD ROAD, S3 7RH, UK

Email address: `afisher1@sheffield.ac.uk`

(DANIEL GRAVES) LIFELONG LEARNING CENTRE, UNIVERSITY OF LEEDS, WOODHOUSE, LEEDS, LS2 9JT, UK

Email address: `dan.graves92@gmail.com`