

HarmonicEval: Multi-modal, Multi-task, Multi-criteria Automatic Evaluation Using a Vision Language Model

Masanari Ohi¹, Masahiro Kaneko^{2,1}, Naoaki Okazaki¹, Nakamasa Inoue¹
¹Institute of Science Tokyo, ²MBZUAI

Abstract

Vision-language models (VLMs) have shown impressive abilities in text and image understanding. However, existing metrics for evaluating the text generated by VLMs focus exclusively on overall quality, leading to two limitations: 1) it is challenging to identify which aspects of the text need improvement from the overall score; 2) metrics may overlook specific evaluation criteria when predicting an overall score. To address these limitations, we propose HarmonicEval, a reference-free evaluation metric that aggregates criterion-wise scores to produce the overall score in a bottom-up manner. Furthermore, we construct the Multi-task Multi-criteria Human Evaluation (MMHE) dataset, which comprises 18,000 expert human judgments across four vision-language tasks. Our experiments demonstrate that HarmonicEval achieves higher correlations with human judgments than conventional metrics while providing numerical scores for each criterion.

1 Introduction

Automatic evaluation of text generated by vision-language models (VLMs) is essential for enhancing their robustness and reliability in tasks such as image captioning and visual question answering (Hessel et al., 2021; Lee et al., 2024b). As VLMs advance rapidly, the need for more informative and accurate metrics aligned with human perception has grown. However, most existing metrics focus solely on measuring the overall quality of texts generated by VLMs, lacking two critical aspects expected in automatic evaluation: 1) *numerical explainability* and 2) *comprehensiveness*.

First, evaluation metrics that provide only overall scores (Papineni et al., 2002; Zhang et al., 2020; Hessel et al., 2021) cannot identify specific deficiencies in aspects of the text, such as clarity or fluency, as illustrated in Figure 1(a). While recent metrics for vision-language tasks (Chan et al.,

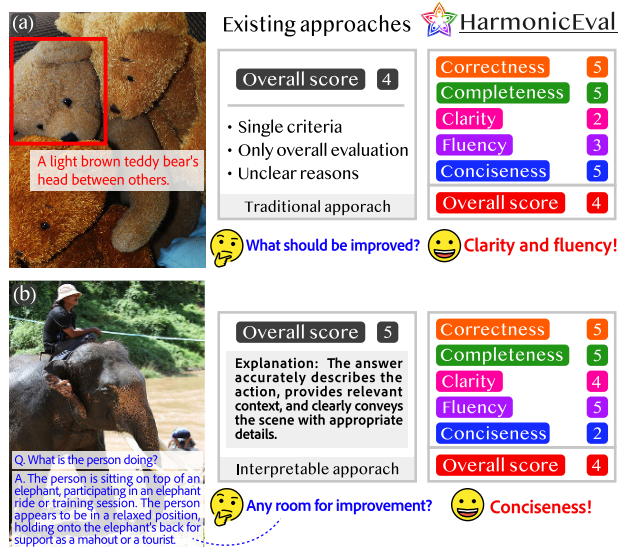


Figure 1: Necessity of multi-criteria evaluation. (a) Example of text quality evaluation in referring expression generation. HarmonicEval provides scores for each criterion. (b) Example in visual question answering where existing interpretable approach overlooks conciseness.

2023; Lee et al., 2024b) offer free-form textual explanations to complement scores, these explanations lack the granularity and consistency that come from explicit numerical breakdowns. As a result, providing a numerical explanation that links specific aspect qualities to overall scores remains a challenge in the automatic evaluation of vision-language tasks.

Second, as discussed in previous studies (Kasai et al., 2022; Fabbri et al., 2021), existing metrics can fail to consider specific evaluation criteria when predicting overall scores. For instance, criteria such as correctness and completeness might be prioritized while conciseness is overlooked, as illustrated in Figure 1 (b). This limitation can become more pronounced when handling a range of vision-language tasks beyond image captioning, where comprehensive evaluation is crucial to achieve better alignment with human judgments.

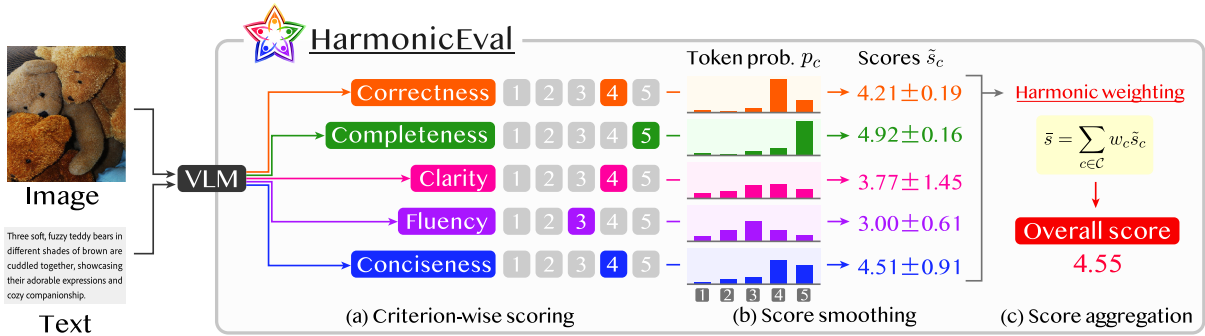


Figure 2: HarmonicEval framework consists of three steps. (a) Criterion-wise scoring is performed by prompting a VLM to evaluate the input text based on each criterion. (b) Score smoothing improves robustness based on the first-order statistics of the output token probability distributions. (c) Score aggregation produces an overall score using harmonic weighting based on the second-order statistics.

To address these limitations, we introduce HarmonicEval, a reference-free evaluation metric that aggregates criterion-wise scores to produce overall scores in a bottom-up manner. HarmonicEval can evaluate the quality of text across diverse vision-language tasks while providing numerical evaluation scores for each criterion, such as correctness, fluency, and conciseness. The evaluation procedure of HarmonicEval consists of three steps: 1) criterion-wise scoring, performed by prompting a VLM to evaluate text based on each specific criterion; 2) score smoothing, which enhances robustness by calculating the expected score from the output token probabilities assigned by the VLM; and 3) score aggregation, where the overall score is computed using a harmonic weighting scheme that places greater trust in criteria with lower variance, thus ensuring balanced and reliable assessments. By following these steps, HarmonicEval produces overall scores along with criterion-wise scores, offering a numerically explainable and comprehensive evaluation.

Furthermore, to promote research in this field, we provide the multi-task multi-criteria human evaluation (MMHE) dataset, a new human evaluation dataset spanning four vision-language tasks and five evaluation criteria. Specifically, MMHE consists of 18,000 human expert judgments for referring expression generation (REG), visual question answering (VQA), visual document understanding (VDU), and image captioning (IC). This dataset serves as a comprehensive benchmark for evaluating the alignment between automatic evaluation metrics and human judgments, which is essential for enhancing the reliability of VLMs.

Our experiments on MMHE demonstrate that HarmonicEval exhibits higher correlations with human judgments than conventional metrics, while providing criterion-wise scores. We also show that existing metrics indeed ignore certain evaluation criteria in some cases, resulting in less comprehensive evaluations. Furthermore, we evaluate HarmonicEval on the Flickr8k-EX and Flickr8k-CF (Hodosh et al., 2013) datasets and show that HarmonicEval performs comparable to or better than state-of-the-art metrics.

2 Method

This section introduces HarmonicEval, a reference-free evaluation metric that integrates criterion-wise evaluation scores through harmonic weighting. Figure 2 shows an overview of HarmonicEval. First, a VLM is prompted to generate raw evaluation scores for the input text on each criterion independently (§2.1). Second, score smoothing is applied to obtain robust scores by leveraging the output token probabilities assigned by the VLM (§2.2). Finally, the individual scores are aggregated to produce an overall score through harmonic weighting (§2.3).

2.1 Prompts for criterion-wise evaluation

Given a text t (e.g., a caption for IC, or a question-answer pair for VQA) and an image x as inputs, this step produces raw evaluation scores $s_c = f([p_c, t], x)$ for each criterion $c \in \mathcal{C}$. Here, f is a VLM, p_c is a pre-defined prompt, and \mathcal{C} is a set of criteria. Based on a comprehensive literature survey of natural language generation (Asano et al., 2017; Kryscinski et al., 2019; Fabbri et al., 2021; Freitag et al., 2021; Song et al., 2024) and vision-

Correctness (Crt): The degree to which the target text accurately reflects the content of the input image and text.

Completeness (Cmp): The extent to which the target text captures all relevant and significant details of the input image and text.

Clarity (Clr): The ease with which the reader can understand the target text.

Fluency (Flu): The grammatical accuracy and natural flow of the target text.

Conciseness (Cnc): The efficiency of the target text in conveying information without unnecessary verbosity.

Table 1: Evaluation criteria.

language tasks (Aditya et al., 2018; Kasai et al., 2022), we identify five criteria as key aspects essential for evaluating the output text of vision-language tasks: $\mathcal{C} = \{\text{Correctness, Completeness, Fluency, Conciseness, Clarity}\}$, as detailed in Table 1. Details of our criteria selection are in Appendix B.

The prompt p_c instructs the VLM to evaluate text with respect to the criterion c on a five-point scale. Below is an example of the correctness criterion for the IC task.

Your task is to rate the candidate caption for the given image on a scale of 1 to 5 on the following criterion and rating scale.

Evaluation Criterion:

- Correctness: How accurately does the caption describe the image?

Rating Scale:

- 1 Very Low Correctness: The caption is mostly or entirely incorrect ...

...

- 5 Extremely High Correctness: The caption perfectly captures all ...

Here, the underlined portions indicate task-dependent variations in the content. For example, “caption” can be “answer” for the VQA task¹.

2.2 Score smoothing

To improve alignment with human judgment, this step applies score smoothing. Inspired by previous studies (Liu et al., 2023b; Lee et al., 2024b), the first-order statistics of the output token probability distribution is utilized. Specifically, the smoothed

scores \tilde{s}_c are expected scores calculated as follows:

$$\tilde{s}_c = \sum_{r=1}^5 r p_c(r), \quad (1)$$

where $p_c(r)$ is a probability of the token r with respect to the criterion c assigned by the VLM.

2.3 Score aggregation

Given a set of criterion-wise scores $\{\tilde{s}_c : c \in \mathcal{C}\}$, this step aggregates \tilde{s}_c using harmonic weighting, which calculates the overall score \bar{s} as

$$\bar{s} = \sum_{c \in \mathcal{C}} w_c \tilde{s}_c, \quad (2)$$

where $0 \leq w_c \leq 1$ are weighting coefficients. The weighting coefficients are determined based on the second-order statistics of p_c as

$$w_c = \frac{1}{H} \sigma_c^{-2(1-\gamma)/\gamma}, \quad (3)$$

where σ_c is the standard deviation of the output token probabilities given by

$$\sigma_c = \sqrt{\sum_{r=1}^5 (r - \tilde{s}_c)^2 p_c(r)}, \quad (4)$$

and $H = \sum_c \sigma_c^{-2(1-\gamma)/\gamma}$ is the harmonic mean of the variances with a hyperparameter γ . Note that smaller values of σ_c can be interpreted as indicating higher confidence in the evaluation of c .

The role of hyperparameter γ is to bridge three weighting strategies: uniform weighting, inverse variance weighting and selective weighting. Below, we detail each strategy and discuss the hyperparameter setting.

Uniform weighting. When $\gamma = 1$, harmonic weighting reduces to uniform weighting $w_c = 1/|\mathcal{C}|$. This is effective when all criterion-wise scores are equally reliable in determining overall scores. However, this may not be the best estimator as observed variances are ignored in the aggregation process.

Inverse variance weighting. When $\gamma = 0.5$, harmonic weighting reduces to inverse variance weighting $w_c \propto \sigma_c^{-2}$. This provides the best linear unbiased estimator under the assumption that the observed variance is due to statistical fluctuations. However, this assumption is not always reasonable, as each criterion may have its own variance.

Selective weighting. When $\gamma \rightarrow 0$, only the score \tilde{s}_c with the smallest variance is selected as the overall score. This approach is used in experiments to show the necessity of aggregation.

¹Details of evaluation and prompts are in Appendix C.1.

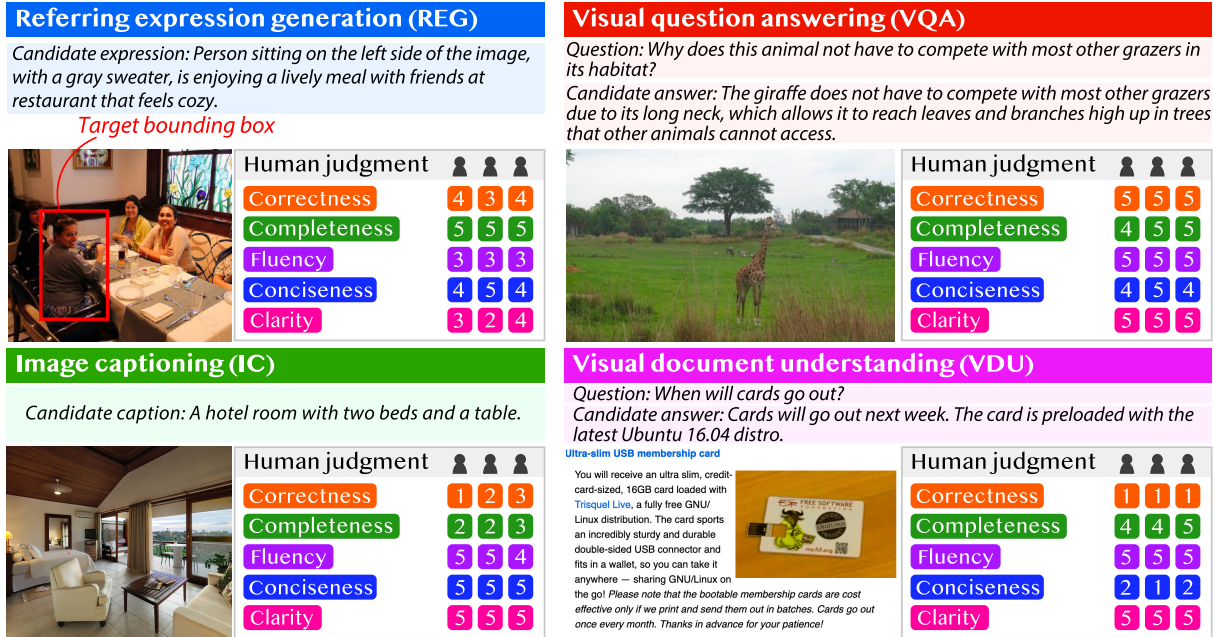


Figure 3: MMHE dataset is a multi-task multi-criteria human evaluation dataset. Each candidate text is manually evaluated by three expert annotators.

Discussion. Considering that the evaluation criteria are carefully designed, the uniform weighting ($\gamma = 1.0$) may align closely with human expert judgment, and $0.5 \leq \gamma < 1.0$ may further improve the alignment because it reflects the confidence of criterion-wise scores. Since the assumption underlying the inverse variance weighting ($\gamma = 0.5$) may not be reasonable, we hypothesize that a value between 0.5 and 1.0 is optimal and choose $\gamma = 0.75$ as the default value. The detailed mathematical background is provided in Appendix A.

3 Dataset

This section presents the MMHE dataset, which consists of 18,000 human expert judgments covering four vision-language tasks and five evaluation criteria. This dataset promotes research towards automatic evaluation that aligns with human evaluation in a fine-grained manner. Example human judgment scores are shown in Figure 3.

3.1 Vision-language tasks

To assess the multifaceted capabilities of VLMs, we selected four vision-language tasks: REG, VQA, VDU, and IC.

Referring expression generation (REG) aims to generate textual expressions that uniquely identify a specific object marked by a bounding box. To evaluate the expression quality, the VLM is

given an expression and an image with the relevant bounding box highlighted in red.

Visual question answering (VQA) aims to answer a question posed in natural language based on the content of an image. To evaluate the answer quality, the VLM is provided with a triplet consisting of an image, a question, and an answer.

Visual document understanding (VDU) focuses on interpreting and extracting meaningful information from visually presented documents. Quality evaluation follows a question-answering manner. Specifically, the VLM is provided with a document image, along with a question-answer pair related to the content.

Image captioning (IC) aims to generate captions for given images. To evaluate caption quality, the VLM is provided with a text-image pair.

3.2 Dataset construction

The dataset construction process consists of three steps: 1) Source selection, selecting input texts and images for tasks from datasets; 2) Target generation, creating target texts from sources using state-of-the-art VLMs; and 3) Human expert evaluation, assessing the quality of the generated texts.

Source selection. We selected the following four datasets: RefCOCO (Kazemzadeh et al., 2014) for REG, OK-VQA (Marino et al., 2019) for VQA, VisualMRC (Tanaka et al., 2021) for VDU, and MSCOCO (Lin et al., 2014) for IC. We randomly

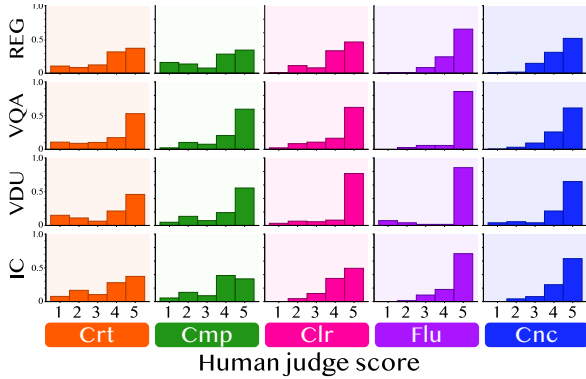


Figure 4: Score distributions of the MMHE dataset.

sampled 100 instances from the validation or test subsets of each dataset.

Target generation. The target texts to be evaluated were generated using state-of-the-art VLMs. Specifically, we employed ten VLMs: LLaVA-1.5-7B/13B (Liu et al., 2023a), InstructBLIP-Vicuna-7B/13B (Dai et al., 2023), Qwen-VL (Bai et al., 2023), Qwen2-VL-Instruct-7B/72B (Wang et al., 2024a), CogVLM-Chat (Wang et al., 2024b), GPT-4o-mini and GPT-4o (OpenAI, 2024). These VLMs include both proprietary and open-source models, as well as various model sizes, which lead to variability in the generated target text. The details of prompts and hyperparameters used for each VLM are provided in Appendix C.2.

Human expert evaluation. Five expert annotators were provided with an explanation of the vision-language tasks and instructed to carefully review the definitions of the evaluation criteria. They then rated each target text for each criterion on a five-point scale. After completing the evaluations, they conducted a thorough review to ensure consistency. Each instance was scored independently by three annotators, resulting in a total of 18,000 human judgment scores.

Overall judgments. To collect overall judgments, we adopted a best-of-three approach, in which annotators are asked to choose the best text from three candidates. We did not use a five-point scale for the overall score because defining each rating level (from 1 to 5) for overall quality is difficult and could introduce bias (Chiang et al., 2024).

3.3 Data Analysis

Figure 4 presents the score distributions for each criterion across the four tasks. The correctness and completeness criteria exhibit diverse score distributions for most tasks, suggesting that even the

| Method | | REG | VQA | VDU | IC | Avg. |
|-----------------|---------------------|-------------|-------------|-------------|-------------|-------------|
| Reference-based | BLEU | 45.3 | 29.4 | 57.3 | 46.8 | 44.7 |
| | ROUGE | 49.0 | 30.8 | 56.0 | 47.9 | 45.9 |
| | CIDEr | 42.5 | 25.0 | 62.1 | 42.7 | 43.1 |
| | METEOR | 44.4 | 29.4 | 59.7 | 53.6 | 46.8 |
| | BERT-S | 46.2 | 33.8 | 62.1 | 53.1 | 48.8 |
| | BART-S | 56.4 | 20.5 | 60.9 | 57.8 | 48.9 |
| Ref-free | CLIP-S | 60.1 | 39.7 | 60.9 | 52.0 | 53.2 |
| | FLEUR | 62.9 | 76.4 | 60.9 | 73.9 | 68.5 |
| | HarmonicEval (ours) | 66.6 | 76.4 | 73.4 | 77.0 | 73.4 |

Table 2: Overall accuracy (%) on MMHE. The best result for each task is marked in bold. Average (Avg.) indicates the average performance across the four tasks.

state-of-the-art VLMs face challenges in these aspects. In contrast, the fluency criterion shows a narrow score distribution across most tasks, with a dominant score of 5. This indicates that the VLMs generate fluent text even when visual understanding is inaccurate. Nonetheless, we consider fluency an essential criterion, as overlooking it could lead to high scores being assigned to correct but non-fluent text. A qualitative example illustrating this is provided in Section 4.3. The clarity and conciseness criteria have score distributions that are intermediate between the diverse and narrow distributions. While the score of 5 is more prevalent than in the diverse distributions, other scores still occur with noticeable frequency.

4 Experiments

4.1 Settings

Baselines. We implemented eight baseline metrics for the experiments on MMHE. Four of these are traditional n-gram-based metrics: BLEU (Papineni et al., 2002), ROUGE (Lin, 2004), METEOR (Banerjee and Lavie, 2005), and CIDEr (Vedantam et al., 2015). The remaining three metrics leverage neural network-based approaches: BERTScore (Zhang et al., 2020), BARTScore (Yuan et al., 2021), and CLIPScore (Hessel et al., 2021). Additionally, we employ FLEUR (Lee et al., 2024b), a VLM-based evaluation metric that provides a single overall score and its textual explanation. Details of these baselines are provided in Appendix E.

Performance measures. To assess the performance of evaluation metrics on MMHE, we use accuracy (%) for overall evaluations and Kendall’s tau correlation coefficient τ for criterion-wise evaluations.

| Metric | REG | | | | | VQA | | | | | VDU | | | | | IC | | | | |
|--------------|-------------|-------------|-------------|-------------|-------------|--------------|--------------|-------------|--------------|-------------|-------------|-------------|-------------|-------------|-------------|-------------|-------------|-------------|-------------|-------------|
| | Crt | Cmp | Clr | Flu | Cnc | Crt | Cmp | Clr | Flu | Cnc | Crt | Cmp | Clr | Flu | Cnc | Crt | Cmp | Clr | Flu | Cnc |
| BLEU | 6.0 | <u>6.9</u> | 3.9 | <u>1.2</u> | 6.1 | -1.3 | -10.4 | -11.0 | <u>-19.3</u> | <u>4.1</u> | 19.8 | <u>12.9</u> | 14.9 | 14.3 | <u>21.2</u> | 4.4 | 4.5 | 5.9 | <u>0.3</u> | <u>11.3</u> |
| ROUGE | 2.3 | <u>5.7</u> | 4.4 | <u>-3.5</u> | 3.9 | 7.1 | -2.8 | -5.0 | <u>-8.1</u> | <u>10.2</u> | 20.0 | <u>14.7</u> | 16.2 | 17.9 | <u>22.7</u> | 5.2 | 6.5 | 9.0 | <u>4.4</u> | <u>9.7</u> |
| CIDEr | 6.4 | 3.4 | 2.4 | <u>-9.7</u> | <u>20.9</u> | <u>-27.8</u> | <u>-39.0</u> | -19.5 | -26.0 | <u>-3.8</u> | <u>23.7</u> | <u>15.8</u> | 19.3 | 18.0 | <u>23.8</u> | 0.7 | -1.6 | 8.7 | <u>-3.8</u> | <u>14.5</u> |
| METEOR | 1.9 | <u>5.3</u> | 5.2 | <u>-5.1</u> | <u>-6.3</u> | <u>5.3</u> | <u>-3.9</u> | -8.2 | <u>-8.5</u> | <u>2.7</u> | 17.8 | 18.0 | 16.9 | <u>20.5</u> | <u>14.9</u> | 6.8 | <u>12.1</u> | 7.3 | <u>-2.3</u> | <u>1.0</u> |
| BERT-S | 6.5 | 6.9 | -6.5 | <u>-8.6</u> | <u>12.4</u> | -2.8 | <u>-14.3</u> | 4.9 | -10.0 | <u>6.1</u> | 21.0 | <u>17.4</u> | 20.4 | 21.6 | <u>23.9</u> | <u>12.3</u> | 11.1 | 6.4 | <u>4.7</u> | 10.5 |
| BART-S | 4.4 | <u>6.7</u> | 4.2 | <u>-7.8</u> | 3.1 | -13.4 | <u>-20.2</u> | -2.8 | -16.6 | <u>1.6</u> | <u>22.4</u> | 21.3 | 21.6 | 17.9 | <u>14.7</u> | <u>4.8</u> | 4.3 | 4.3 | <u>2.2</u> | 3.2 |
| CLIP-S | 13.5 | <u>14.4</u> | 6.8 | -0.9 | -5.1 | 6.6 | 5.4 | 7.2 | <u>8.1</u> | <u>4.5</u> | <u>15.2</u> | 12.5 | 15.0 | 12.6 | <u>8.4</u> | 20.2 | <u>21.3</u> | 11.1 | <u>3.2</u> | 3.5 |
| FLEUR | 29.3 | 30.8 | 18.6 | <u>8.7</u> | 11.2 | 38.7 | <u>38.2</u> | 39.9 | 39.8 | <u>44.7</u> | 38.1 | 37.1 | <u>44.6</u> | 35.2 | <u>28.2</u> | 33.9 | <u>35.0</u> | 25.9 | 24.5 | <u>14.0</u> |
| HarmonicEval | 23.2 | 30.8 | 24.0 | 20.7 | 23.8 | 53.5 | 50.6 | 31.8 | 51.9 | 44.4 | 60.0 | 48.8 | 47.9 | 51.2 | 45.8 | 44.7 | 50.3 | 19.8 | 36.4 | 22.8 |

Table 3: Criterion-wise correlations on MMHE. Scores for the most positively and negatively correlated criteria are marked with black and gray underlines, respectively. Crt: Correctness, Cmp: Completeness, Clr: Clarity, Flu: Fluency, Cnc: Conciseness.

Implementation details. The GPT-4o model is used as a backbone of HarmonicEval. The temperature hyperparameter is set to zero so that the outputs are as deterministic as possible for reproducibility. More details are in Appendix C.

4.2 Main results

Overall performance. Table 2 compares HarmonicEval with eight metrics in terms of overall performance on MMHE. HarmonicEval achieves the highest accuracy on REG (66.6), VQA (76.4), VDU (73.4), and IC (77.0). While FLEUR also achieves the highest score of 76.4 on VQA, it falls short on VDU. These results underscore the effectiveness of HarmonicEval across multiple tasks.

Criterion-wise performance. Table 3 shows the correlations between predicted scores and human judgments for each evaluation criterion. HarmonicEval evaluates numerical explainability by reporting correlations between its predicted criterion-wise scores and human judgment scores, whereas other metrics report correlations between their predicted overall scores and criterion-wise human judgment scores. As shown, HarmonicEval achieves the highest correlation across most criteria, highlighting its numerical explainability. FLEUR emerges as the second-best metric, a trend also observed in overall comparisons.

Task-wise trends in baseline metrics. To gain deeper insights into the evaluation behavior of baseline metrics, we examine the task-wise correlations. Specifically, we explore which evaluation criteria baseline metrics tend to prioritize or deprioritize for each task, potentially hindering comprehensive evaluation. In Table 3, black underlines denote the most correlated criterion, while gray underlines indicate the least correlated criterion for each metric

within a task.

For REG, completeness shows the highest correlation across most metrics. This is understandable, as REG requires explicit expressions to identify a unique object by distinguishing it from surrounding objects. For VQA, most metrics are more strongly correlated with conciseness but less so with completeness. This indicates that existing metrics deprioritize completeness, potentially leading to inaccurate evaluations of insufficient answers. A similar trend is observed in VDU, where completeness is also deprioritized by existing metrics. For IC, fluency exhibits low correlations for most metrics, suggesting a tendency to assign high scores even to texts lacking natural flow. A qualitative example illustrating this tendency is provided in Section 4.3.

4.3 Analysis.

Qualitative examples. We present a qualitative comparison between HarmonicEval and FLEUR. To generate textual explanations for HarmonicEval, we prompt the VLM with “Why? Tell me the reason.”, following Lee et al. (2024b).

Figure 5 illustrates two examples from the IC task. In Figure 5 (a), HarmonicEval detects severe fluency issues and reflects these in the overall score, whereas FLEUR fails to identify such deficiencies. This highlights that FLEUR may overlook specific evaluation criteria, such as fluency, as discussed in Section 1. In Figure 5 (b), HarmonicEval identifies errors in the caption more accurately than FLEUR, assigning a low correctness score and providing a clear, criterion-specific explanation. This suggests that HarmonicEval is able to offer not only numerical explainability but also textual explanation.

Ablation study. Table 4 highlights the effectiveness of three key components in HarmonicEval:

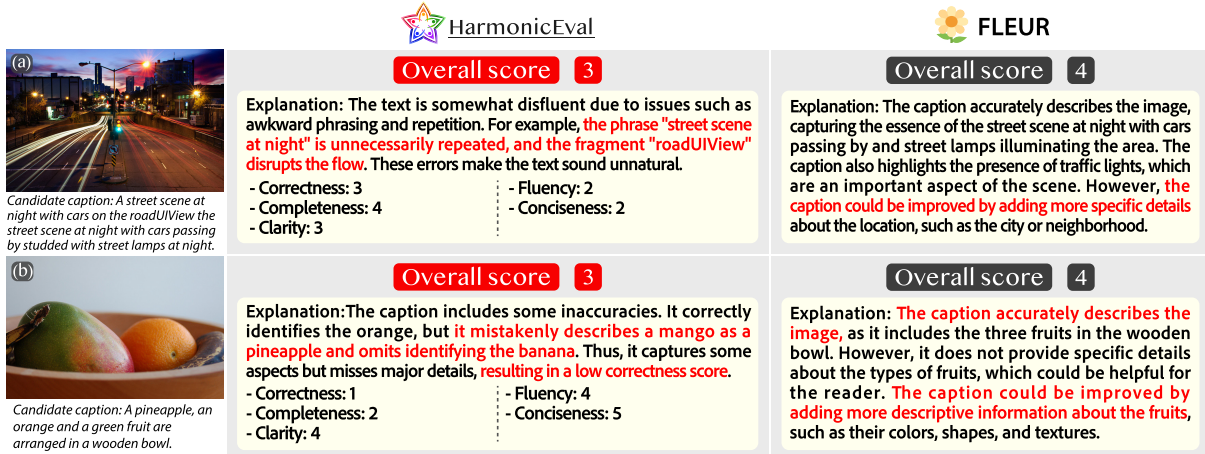


Figure 5: Qualitative examples.

| Metric | REG | VQA | VDU | IC | Avg. |
|----------------------------|-------------|-------------|-------------|-------------|-------------|
| HarmonicEval | 66.6 | 76.4 | 73.4 | 77.0 | 73.4 |
| w/o criterion-wise scoring | 62.0 | 73.5 | 75.9 | 76.5 | 72.0 |
| w/o harmonic weighting | 65.7 | 75.0 | 73.4 | 76.5 | 72.6 |
| w/o score smoothing | 67.5 | 70.5 | 70.4 | 72.4 | 70.2 |

Table 4: Ablation study. In the "w/o criterion-wise scoring" setting, we prompt the VLM to predict the overall score directly.

| γ | REG | VQA | VDU | IC | Avg. |
|----------|-------------|-------------|-------------|-------------|-------------|
| 0.01 | 47.2 | 69.1 | 61.4 | 53.1 | 57.7 |
| 0.50 | 66.6 | 76.4 | 73.4 | 76.5 | 73.2 |
| 0.75 | 66.6 | 76.4 | 73.4 | 77.0 | 73.4 |
| 1.00 | 65.7 | 75.0 | 73.4 | 76.5 | 72.6 |

Table 5: Hyperparameter study.

| VLM | REG | VQA | VDU | IC | Avg. |
|-----------|-------------|-------------|-------------|-------------|-------------|
| LLaVA-7B | 62.9 | 72.0 | 61.4 | 73.4 | 67.4 |
| LLaVA-13B | 64.8 | 77.9 | 63.2 | 72.9 | 69.7 |
| GPT-4o | 66.6 | 76.4 | 73.4 | 77.0 | 73.4 |

Table 6: Overall accuracy (%) for different VLMs.

criterion-wise scoring, score smoothing, and harmonic weighting. As shown, omitting criterion-wise scoring reduces performance on REG, VQA, and IC, indicating that comprehensive evaluation improves overall accuracy. Similarly, omitting harmonic weighting or score smoothing lowers performance across most tasks, demonstrating that these techniques stabilize the evaluation process.

Hyperparameter study. Table 5 shows the hyperparameter study for γ . As expected, harmonic weighting using $0.5 \leq \gamma < 1.0$ performs better than uniform weighting ($\gamma = 1.0$). Mathematical discussion underlying assumptions of these weight-

ings is provided in Appendix A.

Backbone VLMs. Tables 6 and 7 compare the overall performance and criterion-wise performance of three backbone VLMs: LLaVA-1.5-7B, LLaVA-1.5-13B, and GPT-4o. As shown, LLaVA-1.5-13B consistently perform better than LLaVA-1.5-7B. GPT-4o outperforms both models but leaves room for improvement, underscoring the need for future research to enhance alignment with human evaluations.

Performance on other IC datasets. To verify the generalizability of HarmonicEval’s effectiveness across different datasets, we additionally evaluated it on two human evaluation datasets: Flickr8k-EX and Flickr8k-CF. These datasets, widely used for image captioning, allow comparisons with a broader range of baselines, including learning-based metrics specifically designed for IC².

As shown in Table 8, HarmonicEval achieves performance comparable to or even better than state-of-the-art metrics on the three datasets. While our main focus is on automatic multi-task, multi-criteria evaluation, these results highlight the robustness of HarmonicEval across multiple datasets.

5 Related Work

Automatic evaluation metrics. Traditional metrics such as BLEU (Papineni et al., 2002) and ROUGE (Lin, 2004) were originally proposed for automatic evaluation of machine translation and

²We use Kendall’s tau-c and tau-b for Flickr8k-EX and Flickr8k-CF, respectively, following prior studies (Hessel et al., 2021; Lee et al., 2024b). The details of additional baselines (Anderson et al., 2016; Jiang et al., 2019; Lee et al., 2020; Hu et al., 2023; Wada et al., 2024) are in Appendix E.

| VLM | REG | | | | | VQA | | | | | VDU | | | | | IC | | | | |
|-----------|-------------|-------------|-------------|-------------|-------------|-------------|-------------|-------------|-------------|-------------|-------------|-------------|-------------|-------------|-------------|-------------|-------------|-------------|-------------|-------------|
| | Crt | Cmp | Clr | Flu | Cnc | Crt | Cmp | Clr | Flu | Cnc | Crt | Cmp | Clr | Flu | Cnc | Crt | Cmp | Clr | Flu | Cnc |
| LLaVA-7B | 14.5 | 14.0 | 14.8 | 28.4 | 2.9 | 42.2 | 49.4 | 23.7 | 45.2 | 18.1 | 29.7 | 40.3 | 28.6 | 44.9 | 7.2 | 28.8 | 31.5 | 7.8 | 34.8 | 10.5 |
| LLaVA-13B | 31.4 | 28.2 | 22.4 | 26.1 | 15.0 | 49.4 | 57.8 | 26.7 | 49.7 | 30.5 | 39.7 | 45.9 | 36.4 | 42.2 | 27.7 | 35.6 | 40.0 | 4.5 | 27.4 | 5.2 |
| GPT-4o | 23.2 | 30.8 | 24.0 | 20.7 | 23.8 | 53.5 | 50.6 | 31.8 | 51.9 | 44.4 | 60.0 | 48.8 | 47.9 | 51.2 | 45.8 | 44.7 | 50.3 | 19.8 | 36.4 | 22.8 |

Table 7: Criterion-wise performance for different VLMs.

| Metric | Flickr8k-EX | Flickr8k-CF | |
|-----------------|------------------------|-------------|-------------|
| Reference-based | BLEU | 30.8 | 16.9 |
| | ROUGE | 32.3 | 19.9 |
| | METEOR | 41.8 | 22.2 |
| | CIDEr | 43.9 | 24.6 |
| | SPICE | 44.9 | 24.4 |
| | BERT-S | 39.2 | 22.8 |
| | BERT-S++ | 46.7 | – |
| | TIGEr | 49.3 | – |
| | ViLBERTS-F | 50.1 | – |
| | FAIEr-4 | 52.6 | 35.4 |
| | RefCLIP-Score | 53.0 | 36.4 |
| | Polos | 56.4 | 37.8 |
| | RefFLEUR | 51.9 | 38.8 |
| Reference-free | UMIC | 46.8 | – |
| | FAIEr-r | 50.1 | 32.4 |
| | CLIP-S | 51.5 | 34.4 |
| | InfoCLIP | 32.6 | 23.5 |
| | InfoMetIC | 54.2 | 36.3 |
| | InfoMetIC ⁺ | 55.5 | 36.6 |
| | FLEUR | 53.0 | 38.6 |
| | HarmonicEval | 53.1 | 39.2 |

Table 8: Comparison on existing human evaluation datasets for IC task.

text summarization models. These metrics rely on n-gram overlap with reference texts. In recent years, large language models (LLMs) have been increasingly employed as evaluation metrics for various natural language generation (NLG) tasks (Kocmi and Federmann, 2023; Chiang and Lee, 2023; Zheng et al., 2023; Song et al., 2024). For example, G-Eval (Liu et al., 2023b) introduced a form-filling paradigm for criterion-based evaluation for text summarization and dialogue generation. Our HarmonicEval further extends this line of research with its capability of handling various vision-language tasks and provides a robust framework for aggregating criterion-wise scores based on the second-order statistics of token probability distributions assigned by VLMs.

For vision-language tasks, CIDEr (Vedantam et al., 2015) measures the consensus between candidate and reference captions by weighting n-grams using TF-IDF. Recent metrics leverage VLMs to offer more flexible evaluation paradigms (Lee et al., 2024a; Yu et al., 2024; Zhuang et al., 2024; Maeda

et al., 2024; Chen et al., 2024). FLEUR (Lee et al., 2024b), a state-of-the-art reference-free metric, provides textual explanations that underlie its overall scores. However, existing metrics primarily focus on providing overall evaluation, lacking numerical explainability and often overlooking specific criteria. HarmonicEval addresses these issues by offering criterion-wise scores alongside an overall score, enabling more interpretable and comprehensive evaluations.

Human evaluation datasets. Several human evaluation datasets have been developed for NLG tasks. For instance, the WMT shared tasks (Semenov et al., 2023) provide benchmarks for machine translation, TMU-GFM (Yoshimura et al., 2020) for grammatical error correction, and SumEval (Fabbri et al., 2021) for text summarization. In the vision-language domain, existing datasets such as Flickr8k (Hodosh et al., 2013), PASCAL-50S (Vedantam et al., 2015), Composite (Aditya et al., 2018), THUMB (Kasai et al., 2022), and Polaris (Wada et al., 2024) target image captioning. In contrast, our MMHE dataset provides a multi-task, multi-criteria human evaluation resource, including sentences generated by several state-of-the-art VLMs across diverse vision-language tasks. This dataset enables more nuanced evaluations that capture a variety of criteria and tasks, advancing the field beyond the focus on captioning alone.

6 Conclusion

We introduced HarmonicEval and MMHE, a novel metric and dataset for automatic multi-criteria evaluation for various vision-language tasks, respectively. HarmonicEval is a reference-free evaluation metric that utilizes score variance to aggregate individual scores in a statistically reliable way. MMHE is a dataset covering four vision-language tasks and five criteria. Experimental results demonstrated the effectiveness of HarmonicEval on both MMHE and existing human evaluation datasets. We hope our study contributes to advancing research in automatic evaluation metrics.

Limitations

This section discusses limitations from five perspectives: theory, modality, criteria, dataset, and model.

Theory. The proposed harmonic weighting provides a statistically reliable way to aggregate individual scores, as discussed in [Appendix A](#), with justification for using $0.5 < \gamma < 1.0$ based on clarified assumptions underlying inverse variance weighting and uniform weighting. However, there is no guarantee that $\gamma = 0.75$ is the optimal setting for any tasks and VLMs. Further, since score distributions are approximated by the output token probabilities, there is a possibility of unintended bias. Notably, evaluation bias in LLM-based evaluation metrics has been documented in several studies ([Zheng et al., 2023](#); [Liu et al., 2023b](#); [Ohi et al., 2024](#)). As such, further research into evaluation bias in VLM-based evaluation metrics is essential for future work.

Modality. This study focused primarily on evaluating text quality in vision-language tasks because most state-of-the-art VLMs output only text. This leaves image quality evaluation underexplored. Given that several recent image generation models, such as DALL-E 3, are integrated into conversational systems using VLMs, the automatic evaluation of both generated image and text quality would be a promising next step toward the development of more user-friendly systems.

Criteria. We carefully selected five general criteria that are considered effective across various vision-language tasks as detailed in [Appendix B](#). These criteria were useful for discussions spanning the four vision-language tasks in this study. To further expand research to include a greater number of criteria and tasks, analyzing the relationship between task- or domain-specific criteria and these general criteria would also be necessary in future work.

Dataset. As the number of criteria increased, it became difficult even for experts to maintain annotation consistency, leading to greater time requirements for data collection. MMHE extracted one hundred images from each task, which was considered to be a statistically reliable number, and each target text was evaluated by three annotators. While large-scale crowdsourcing was attempted to scale up the dataset, obtaining human judgments that adhered accurately to each rating scale was challenging because careful explanation of the rating process through direct communication was re-

quired. This leaves scaling up the number of tasks and images challenging.

Model. Improving VLMs to generate better text based on the evaluation results remains future work. In particular, achieving high scores across all criteria within learning frameworks such as in-context learning or reinforcement learning would be an intriguing direction for further exploration.

Ethics Statement

Data collection. We created and publicly release a new dataset as part of this research. The data collection process was conducted with careful consideration for ethical guidelines. All annotators were informed about the purpose of this dataset and provided consent before participation. Any personally identifiable information has been removed to ensure privacy protection. The dataset was reviewed to minimize harmful content, offensive language, or biases that could negatively impact downstream applications. However, some inherent biases might still be present due to the nature of the data sources including natural images.

Reproducibility. All code necessary to reproduce the experimental results is provided in the supplementary material and will be made publicly available. All experiments have been conducted as deterministically as possible by fixing random seeds and setting the temperature hyperparameters to zero.

References

- Somak Aditya, Yezhou Yang, Chitta Baral, Yiannis Aloimonos, and Cornelia Fermüller. 2018. Image understanding using vision and reasoning through scene description graph. *Elsevier Computer Vision and Image Understanding (CVIU)*, 173:33–45.
- Peter Anderson, Basura Fernando, Mark Johnson, et al. 2016. Spice: Semantic propositional image caption evaluation. In *Proceedings of the European Conference on Computer Vision (ECCV)*, pages 382–398.
- Hiroki Asano, Tomoya Mizumoto, and Kentaro Inui. 2017. Reference-based metrics can be replaced with reference-less metrics in evaluating grammatical error correction systems. In *Proceedings of the Eighth International Joint Conference on Natural Language Processing (Volume 2: Short Papers)*, pages 343–348, Taipei, Taiwan. Asian Federation of Natural Language Processing.
- Jinze Bai, Shuai Bai, Shusheng Yang, Shijie Wang, Sinan Tan, Peng Wang, Junyang Lin, Chang Zhou, and Jingren Zhou. 2023. Qwen-vl: A versatile

- vision-language model for understanding, localization, text reading, and beyond. *arXiv preprint arXiv:2308.12966*.
- Satanjeev Banerjee and Alon Lavie. 2005. **METEOR: An automatic metric for MT evaluation with improved correlation with human judgments**. In *Proceedings of the ACL Workshop on Intrinsic and Extrinsic Evaluation Measures for Machine Translation and/or Summarization*, pages 65–72, Ann Arbor, Michigan. Association for Computational Linguistics.
- David Chan, Suzanne Petryk, Joseph Gonzalez, Trevor Darrell, and John Canny. 2023. **CLAIR: Evaluating image captions with large language models**. In *Proceedings of the 2023 Conference on Empirical Methods in Natural Language Processing*, pages 13638–13646, Singapore. Association for Computational Linguistics.
- Dongping Chen, Ruoxi Chen, Shilin Zhang, Yaochen Wang, Yinuo Liu, Huichi Zhou, Qihui Zhang, Yao Wan, Pan Zhou, and Lichao Sun. 2024. **Mllm-as-a-judge: Assessing multimodal llm-as-a-judge with vision-language benchmark**. In *Proceedings of the International Conference on Machine Learning (ICML)*.
- Cheng-Han Chiang and Hung-yi Lee. 2023. **A closer look into using large language models for automatic evaluation**. In *Findings of the Association for Computational Linguistics: EMNLP 2023*, pages 8928–8942, Singapore. Association for Computational Linguistics.
- Wei-Lin Chiang, Lianmin Zheng, Ying Sheng, Anastasios Nikolas Angelopoulos, Tianle Li, Dacheng Li, Hao Zhang, Banghua Zhu, Michael Jordan, Joseph E. Gonzalez, and Ion Stoica. 2024. **Chatbot arena: An open platform for evaluating llms by human preference**.
- Wenliang Dai, Junnan Li, DONGXU LI, Anthony Tiong, Junqi Zhao, Weisheng Wang, Boyang Li, Pascale N Fung, and Steven Hoi. 2023. **Instructblip: Towards general-purpose vision-language models with instruction tuning**. In *Proceedings of the Annual Conference on Neural Information Processing Systems (NeurIPS)*, pages 49250–49267.
- Alexander R. Fabbri, Wojciech Kryściński, Bryan McCann, Caiming Xiong, Richard Socher, and Dragomir Radev. 2021. **SummEval: Re-evaluating summarization evaluation**. *Transactions of the Association for Computational Linguistics*, 9:391–409.
- Markus Freitag, George Foster, David Grangier, Viresh Ratnakar, Qijun Tan, and Wolfgang Macherey. 2021. **Experts, errors, and context: A large-scale study of human evaluation for machine translation**. *Transactions of the Association for Computational Linguistics*, 9:1460–1474.
- Jack Hessel, Ari Holtzman, Maxwell Forbes, Ronan Le Bras, and Yejin Choi. 2021. **CLIPScore: A reference-free evaluation metric for image captioning**. In *Proceedings of the 2021 Conference on Empirical Methods in Natural Language Processing*, pages 7514–7528, Online and Punta Cana, Dominican Republic. Association for Computational Linguistics.
- Micah Hodosh, Peter Young, and Julia Hockenmaier. 2013. **Framing image description as a ranking task: Data, models and evaluation metrics**. *Journal of Artificial Intelligence Research*, 47:853–899.
- Anwen Hu, Shizhe Chen, Liang Zhang, and Qin Jin. 2023. **InfoMetIC: An informative metric for reference-free image caption evaluation**. In *Proceedings of the 61st Annual Meeting of the Association for Computational Linguistics (Volume 1: Long Papers)*, pages 3171–3185, Toronto, Canada. Association for Computational Linguistics.
- Ming Jiang, Qiuyuan Huang, Lei Zhang, Xin Wang, Pengchuan Zhang, Zhe Gan, Jana Diesner, and Jianfeng Gao. 2019. **TIGer: Text-to-image grounding for image caption evaluation**. In *Proceedings of the 2019 Conference on Empirical Methods in Natural Language Processing and the 9th International Joint Conference on Natural Language Processing (EMNLP-IJCNLP)*, pages 2141–2152, Hong Kong, China. Association for Computational Linguistics.
- Jungo Kasai, Keisuke Sakaguchi, Lavinia Dunagan, Jacob Morrison, Ronan Le Bras, Yejin Choi, and Noah A. Smith. 2022. **Transparent human evaluation for image captioning**. In *Proceedings of the 2022 Conference of the North American Chapter of the Association for Computational Linguistics: Human Language Technologies*, pages 3464–3478, Seattle, United States. Association for Computational Linguistics.
- Sahar Kazemzadeh, Vicente Ordonez, Mark Matten, and Tamara Berg. 2014. **ReferItGame: Referring to objects in photographs of natural scenes**. In *Proceedings of the 2014 Conference on Empirical Methods in Natural Language Processing (EMNLP)*, pages 787–798, Doha, Qatar. Association for Computational Linguistics.
- Tom Kocmi and Christian Federmann. 2023. **Large language models are state-of-the-art evaluators of translation quality**. In *Proceedings of the 24th Annual Conference of the European Association for Machine Translation*, pages 193–203, Tampere, Finland. European Association for Machine Translation.
- Wojciech Kryscinski, Nitish Shirish Keskar, Bryan McCann, Caiming Xiong, and Richard Socher. 2019. **Neural text summarization: A critical evaluation**. In *Proceedings of the 2019 Conference on Empirical Methods in Natural Language Processing and the 9th International Joint Conference on Natural Language Processing (EMNLP-IJCNLP)*, pages 540–551, Hong Kong, China. Association for Computational Linguistics.

- Hwanhee Lee, Seunghyun Yoon, Franck Dernoncourt, Trung Bui, and Kyomin Jung. 2021. [UMIC: An unreferenced metric for image captioning via contrastive learning](#). In *Proceedings of the 59th Annual Meeting of the Association for Computational Linguistics and the 11th International Joint Conference on Natural Language Processing (Volume 2: Short Papers)*, pages 220–226, Online. Association for Computational Linguistics.
- Hwanhee Lee, Seunghyun Yoon, Franck Dernoncourt, Doo Soon Kim, Trung Bui, and Kyomin Jung. 2020. [ViLBERTScore: Evaluating image caption using vision-and-language BERT](#). In *Proceedings of the First Workshop on Evaluation and Comparison of NLP Systems*, pages 34–39, Online. Association for Computational Linguistics.
- Seongyun Lee, Seungone Kim, Sue Hyun Park, Geewook Kim, and Minjoon Seo. 2024a. [Prometheus-vision: Vision-language model as a judge for fine-grained evaluation](#). In *Findings of the Association for Computational Linguistics ACL 2024*, pages 11286–11315, Bangkok, Thailand and virtual meeting. Association for Computational Linguistics.
- Yebin Lee, Imseong Park, and Myungjoo Kang. 2024b. [FLEUR: An explainable reference-free evaluation metric for image captioning using a large multimodal model](#). In *Proceedings of the 62nd Annual Meeting of the Association for Computational Linguistics (Volume 1: Long Papers)*, pages 3732–3746, Bangkok, Thailand. Association for Computational Linguistics.
- Chin-Yew Lin. 2004. [ROUGE: A package for automatic evaluation of summaries](#). In *Text Summarization Branches Out*, pages 74–81, Barcelona, Spain. Association for Computational Linguistics.
- Tsung-Yi Lin, Michael Maire, Serge J. Belongie, James Hays, Pietro Perona, Deva Ramanan, Piotr Dollár, and C. Lawrence Zitnick. 2014. [Microsoft coco: Common objects in context](#). In *European Conference on Computer Vision*.
- Haotian Liu, Chunyuan Li, Qingyang Wu, and Yong Jae Lee. 2023a. Visual instruction tuning. In *Proceedings of the Annual Conference on Neural Information Processing Systems (NeurIPS)*.
- Yang Liu, Dan Iter, Yichong Xu, Shuhang Wang, Ruochen Xu, and Chenguang Zhu. 2023b. [G-eval: NLG evaluation using gpt-4 with better human alignment](#). In *Proceedings of the 2023 Conference on Empirical Methods in Natural Language Processing*, pages 2511–2522, Singapore. Association for Computational Linguistics.
- Koki Maeda, Shuhei Kurita, Taiki Miyanishi, and Naoaki Okazaki. 2024. Vision language model-based caption evaluation method leveraging visual context extraction. *arXiv preprint arXiv:2402.17969*.
- Kenneth Marino, Mohammad Rastegari, Ali Farhadi, and Roozbeh Mottaghi. 2019. Ok-vqa: A visual question answering benchmark requiring external knowledge. In *Proceedings of the IEEE/CVF Conference on Computer Vision and Pattern Recognition (CVPR)*, pages 3190–3199.
- Masanari Ohi, Masahiro Kaneko, Ryuto Koike, Mengsay Loem, and Naoaki Okazaki. 2024. [Likelihood-based mitigation of evaluation bias in large language models](#). In *Findings of the Association for Computational Linguistics ACL 2024*, pages 3237–3245, Bangkok, Thailand and virtual meeting. Association for Computational Linguistics.
- OpenAI. 2024. [Gpt-4o system card](#).
- Kishore Papineni, Salim Roukos, Todd Ward, and Wei-Jing Zhu. 2002. [Bleu: a method for automatic evaluation of machine translation](#). In *Proceedings of the 40th Annual Meeting of the Association for Computational Linguistics*, pages 311–318, Philadelphia, Pennsylvania, USA. Association for Computational Linguistics.
- Kirill Semenov, Vilém Zouhar, Tom Kocmi, Dongdong Zhang, Wangchunshu Zhou, and Yuchen Eleanor Jiang. 2023. [Findings of the WMT 2023 shared task on machine translation with terminologies](#). In *Proceedings of the Eighth Conference on Machine Translation*, pages 663–671, Singapore. Association for Computational Linguistics.
- Hwanjun Song, Hang Su, Igor Shalyminov, Jason Cai, and Saab Mansour. 2024. [FineSurE: Fine-grained summarization evaluation using LLMs](#). In *Proceedings of the 62nd Annual Meeting of the Association for Computational Linguistics (Volume 1: Long Papers)*, pages 906–922, Bangkok, Thailand. Association for Computational Linguistics.
- Ryota Tanaka, Kyosuke Nishida, and Sen Yoshida. 2021. [Visualmrc: Machine reading comprehension on document images](#). In *Proceedings of the AAAI Conference on Artificial Intelligence (AAAI)*.
- Ramakrishna Vedantam, Lawrence Zitnick, and Devi Parikh. 2015. [CIDEr: Consensus-based image description evaluation](#). In *Proceedings of the IEEE/CVF Conference on Computer Vision and Pattern Recognition (CVPR)*, pages 4566–4575.
- Yuiga Wada, Kanta Kaneda, Daichi Saito, and Komei Sugiura. 2024. [Polos: Multimodal metric learning from human feedback for image captioning](#). In *Proceedings of the IEEE/CVF Conference on Computer Vision and Pattern Recognition (CVPR)*, pages 13559–13568.
- Peng Wang, Shuai Bai, Sinan Tan, Shijie Wang, Zhihao Fan, Jinze Bai, Keqin Chen, Xuejing Liu, Jialin Wang, Wenbin Ge, Yang Fan, Kai Dang, Mengfei Du, Xuancheng Ren, Rui Men, Dayiheng Liu, Chang Zhou, Jingren Zhou, and Junyang Lin. 2024a. [Qwen2-vl: Enhancing vision-language model’s perception of the world at any resolution](#). *arXiv preprint arXiv:2409.12191*.

- Sijin Wang, Ziwei Yao, Ruiping Wang, Zhongqin Wu, and Xilin Chen. 2021. FAIEr: Fidelity and Adequacy Ensured Image Caption Evaluation. In *Proceedings of the IEEE/CVF Conference on Computer Vision and Pattern Recognition (CVPR)*, pages 14050–14059.
- Weihan Wang, Qingsong Lv, Wenmeng Yu, Wenyi Hong, Ji Qi, Yan Wang, Junhui Ji, Zhuoyi Yang, Lei Zhao, Xixuan Song, Jiazheng Xu, Bin Xu, Juanzi Li, Yuxiao Dong, Ming Ding, and Jie Tang. 2024b. Cogvlm: Visual expert for pretrained language models. In *Proceedings of the Annual Conference on Neural Information Processing Systems (NeurIPS)*.
- Ryoma Yoshimura, Masahiro Kaneko, Tomoyuki Kajiwara, and Mamoru Komachi. 2020. SOME: Reference-less sub-metrics optimized for manual evaluations of grammatical error correction. In *Proceedings of the 28th International Conference on Computational Linguistics*, pages 6516–6522. International Committee on Computational Linguistics.
- Weihao Yu, Zhengyuan Yang, Linjie Li, Jianfeng Wang, Kevin Lin, Zicheng Liu, Xinchao Wang, and Lijuan Wang. 2024. Mm-vet: Evaluating large multimodal models for integrated capabilities. In *Proceedings of the International Conference on Machine Learning (ICML)*.
- Weizhe Yuan, Graham Neubig, and Pengfei Liu. 2021. [Bartscore: Evaluating generated text as text generation](#). In *Advances in Neural Information Processing Systems*, volume 34, pages 27263–27277. Curran Associates, Inc.
- Tianyi Zhang, Varsha Kishore, Felix Wu, Kilian Weinberger, and Yoav Artzi. 2020. BERTScore: Evaluating text generation with BERT. In *Proceedings of the International Conference on Learning Representations (ICLR)*.
- Lianmin Zheng, Wei-Lin Chiang, Ying Sheng, Siyuan Zhuang, Zhanghao Wu, Yonghao Zhuang, Zi Lin, Zhuohan Li, Dacheng Li, Eric Xing, Hao Zhang, Joseph E Gonzalez, and Ion Stoica. 2023. [Judging llm-as-a-judge with mt-bench and chatbot arena](#). In *Advances in Neural Information Processing Systems*, volume 36, pages 46595–46623. Curran Associates, Inc.
- Haojie Zhuang, Wei Emma Zhang, Leon Xie, Weitong Chen, Jian Yang, and Quan Sheng. 2024. [Automatic, meta and human evaluation for multimodal summarization with multimodal output](#). In *Proceedings of the 2024 Conference of the North American Chapter of the Association for Computational Linguistics: Human Language Technologies (Volume 1: Long Papers)*, pages 7768–7790, Mexico City, Mexico. Association for Computational Linguistics.

Appendix

A Mathematical background

This section provides a detailed mathematical background of harmonic weighting.

A.1 Notations and setting

Let \mathcal{C} be a finite discrete set and \hat{z}_c ($c \in \mathcal{C}$) be independent estimators for the overall score s . Harmonic weighting assumes that each $c \in \mathcal{C}$ has an intrinsic variance ς_c^2 and the empirical distributions of individual scores $\hat{s}_c = \varsigma_c(\hat{z}_c - s) + s$, $\hat{s}_c \sim p_c^*$ are observable, where $p_c^* : \mathbb{R} \rightarrow \mathbb{R}_+$ is a probability density function that can be approximated by the output token probability distributions. Then, the following combined estimator \bar{s} is used to predict the overall score:

$$\bar{s} = \sum_{c \in \mathcal{C}} w_c \hat{z}_c, \quad (5)$$

where $0 \leq w_c \leq 1$ are weighting coefficients, satisfying $\sum_{c=1}^C w_c = 1$.

A.2 Best linear unbiased estimator

Harmonic weighting chooses the weight coefficients such that the combined estimator is the best linear unbiased estimator when all estimators \hat{s}_c are unbiased, and the variance $\mathbb{V}[\hat{s}_c] = \sigma_c^2$ is finite. Since the best linear unbiased estimator minimizes the variance $\mathbb{V}[\bar{s}]$, the weighting coefficients are obtained by solving the following minimization problem:

$$\min \mathbb{V}[\bar{s}] \text{ subject to } \sum_{c \in \mathcal{C}} w_c = 1. \quad (6)$$

Here, since we have

$$\mathbb{V}[\bar{s}] = \sum_{c \in \mathcal{C}} \frac{w_c^2 \sigma_c^2}{\varsigma_c^2}, \quad (7)$$

the solution is given by

$$w_c = \frac{\alpha_c}{\sum_{c \in \mathcal{C}} \alpha_c}, \quad \alpha_c = \frac{\varsigma_c^2}{\sigma_c^2} \quad (\forall c \in \mathcal{C}). \quad (8)$$

A.3 Inverse variance weighting

Inverse variance weighting is a statistical technique used to combine multiple independent estimates, which assigns larger weights to reliable estimates having smaller variances. We have Proposition 1 under Assumption 1.

Assumption 1. The observed variance is entirely due to statistical fluctuations, i.e., $\varsigma_c = 1$.

Proposition 1. Harmonic weighting reduces to inverse variance weighting under Assumption 1.

The proof is trivial from Eq. (8). In practice, the distribution p_c^* is approximated by the output token probability distribution p_c , thereby σ_c is approximated as $\sigma_c \simeq \hat{\sigma}_c$ where $\hat{\sigma}_c$ is an observation given by

$$\hat{\sigma}_c = \sqrt{\sum_{r=1}^5 (r - \tilde{s}_c)^2 p_c(r)}, \quad (9)$$

$$\tilde{s}_c = \sum_{r=1}^5 r p_c(r). \quad (10)$$

A.4 Uniform weighting

For uniform weighting, we have Proposition 2 under Assumption 2.

Assumption 2. The observed variance is entirely intrinsic to each $c \in \mathcal{C}$ i.e., $\varsigma_c \propto \sigma_c$.

Proposition 2. Harmonic weighting reduces to uniform weighting under Assumption 2.

Proof. Since a constant $\kappa > 0$ exists such that $\varsigma_c = \kappa \sigma_c$, we have

$$\alpha_c = \frac{(\kappa \sigma_c)^2}{\sigma_c^2} = \kappa^2. \quad (11)$$

Therefore, we have uniform weighting coefficients:

$$w_c = \frac{\kappa^2}{\sum_{c \in \mathcal{C}} \kappa^2} = \frac{1}{|\mathcal{C}|}. \quad (12)$$

□

A.5 Harmonic weighting

Considering that both Assumptions 1 and 2 make strong assumptions, it is reasonable to consider an intermediate case where part of the observed variance is due to statistical fluctuations and part is intrinsic to each $c \in \mathcal{C}$. If this hypothesis is correct, it is optimal to estimate ς_c using a hyperparameter γ such that it represents a balance between inverse variance weighting and uniform weighting. Harmonic weighting formulates this with linear weighting in a log scale as

$$\log \varsigma_c^{2\gamma} = \gamma \log(\varsigma_c^{(1)})^2 + (1 - \gamma) \log(\varsigma_c^{(2)})^2 \quad (13)$$

where $\varsigma_c^{(1)} = 1$ is from Assumption 1 and $\varsigma_c^{(2)} = \sigma_c$ is from Assumption 2. In summary, harmonic

weighting adopts Assumption 3 and has Propositions 3 and 4.

Assumption 3. *The observed variance is partially due to statistical fluctuations and the remaining portion is intrinsic to each $c \in \mathcal{C}$.*

Proposition 3. *Harmonic weighting approaches to inverse variance weighting when $\gamma \rightarrow 0.5$.*

Proposition 4. *Harmonic weighting approaches to uniform weighting when $\gamma \rightarrow 1$.*

We believe Assumption 3 is reasonable, and this justifies why $0.5 < \gamma < 1.0$ is used in practice.

B Evaluation Criteria

We selected five key criteria essential for evaluating the output text of vision-language tasks: correctness, completeness, clarity, fluency, and conciseness.

Correctness and completeness assess the alignment between the task input (e.g., an image for image captioning (IC), or an image and question for visual question answering (VQA)) and the task output (e.g., a candidate caption for IC, or a candidate answer for VQA). As described in Table 1, correctness measures how accurately the text reflects the content of the input image and text, while completeness evaluates whether the text includes sufficient and relevant information. Prior works have adopted similar schemes, such as Composite (Aditya et al., 2018), which uses correctness and thoroughness, and Thumb (Kasai et al., 2022), which employs precision and recall for evaluating IC tasks.

The remaining three criteria, clarity, fluency, and conciseness, focus on the intrinsic quality of the text. Drawing on prior studies in natural language generation evaluation (Asano et al., 2017; Kryscinski et al., 2019; Fabbri et al., 2021; Freitag et al., 2021; Song et al., 2024), we adopted these metrics. While coherence and grammar were considered, they were not included: coherence is more suitable for tasks involving long-form text, such as summarization, and grammar is more relevant for tasks emphasizing grammatical correctness, such as grammatical error correction.

To validate these five criteria, we manually examined 100 instances across various vision-language tasks and confirmed their sufficiency for evaluating output text.

C Implementation details

This section provides details of full prompts for HarmonicEval and vision-language models used in the present study.

C.1 Full prompts

Correctness (Crt). The correctness is the degree to which the target text accurately reflects the content of the input image and text. The following is the full prompt designed for the correctness criterion.

Your task is to rate the candidate caption for the given image on a scale of 1 to 5 on the following criterion and rating scale.

Evaluation Criterion:

- *Correctness: How accurately does the caption describe the image?*

Rating Scale:

- *1 Very Low Correctness: The caption is mostly or entirely incorrect; it fails to accurately describe the image or misses key elements.*

- *2 Low Correctness: The caption includes some correct information but misses major aspects or includes incorrect details.*

- *3 Moderate Correctness: The caption is generally accurate, capturing a basic understanding of the image but may omit some details or include minor inaccuracies.*

- *4 High Correctness: The caption is mostly accurate, including key elements and details of the image with minimal inaccuracies.*

- *5 Extremely High Correctness: The caption perfectly captures all relevant and discernible details of the image with complete accuracy.*

Completeness (Cmp). The completeness is the extent to which the target text captures all relevant and significant details of the input image and text. The following is the full prompt designed for the completeness criterion.

Your task is to rate the candidate caption for the given image on a scale of 1 to 5. Output the evaluation score first

based on the following criteria and rating scale.

Evaluation Criteria:

- Completeness: How completely does the caption cover all the relevant and essential aspects of the image?

Rating Scale:

- 1 Very Low Completeness: The caption includes almost none of the essential aspects of the image, missing most key elements and details.

- 2 Low Completeness: The caption mentions a few essential aspects but omits many key elements and relevant details.

- 3 Moderate Completeness: The caption covers some of the essential aspects of the image but misses several important details.

- 4 High Completeness: The caption includes most of the essential aspects of the image, with only a few minor elements missing.

- 5 Extremely High Completeness: The caption fully covers all relevant and essential aspects of the image, leaving no important details unaddressed.

Clarity (Clr). The clarity is the ease with which the reader can understand the target text. The following is the full prompt designed for the comprehensiveness criterion.

Your task is to rate the text on a scale of 1 to 5. Output the evaluation score first based on the following criteria and rating scale.

Evaluation Criteria:

- *Clarity: How clear is the text?*

Rating Scale:

- *1 Ambiguous: The text is very unclear and can be interpreted in multiple ways, leading to significant confusion about its intended meaning.*

- *2 Somewhat ambiguous: The text includes phrases or structures that make it non-definitive, such as using 'or' or*

other ambiguous language, allowing for multiple interpretations.

- *3 Neutral: The text is moderately clear but may still leave some room for interpretation.*

- *4 Clear: The text clearly describes the subject matter and is easily understood, with only minor imperfections.*

- *5 Very Clear: The text is exceptionally clear, leaving no room for misinterpretation.*

Fluency (Flu). The fluency is the grammatical accuracy and natural flow of the target text. The following is the full prompt designed for the fluency criterion.

Your task is to rate the text on a scale of 1 to 5. Output the evaluation score first based on the following criteria and rating scale.

Evaluation Criteria:

- *Fluency: How well the text is written in terms of grammar, punctuation, and phrasing.*

Rating Scale:

- *1 Disfluent: The text contains numerous errors, making it difficult to understand.*

- *2 Somewhat disfluent: The text has several noticeable errors that make it sound unnatural.*

- *3 Moderately fluent: The text is generally understandable but contains errors that cause some discomfort while reading.*

- *4 Fluent: The text flows well and is easy to understand with only minor imperfections.*

- *5 Very fluent: The text is perfectly constructed with no grammatical errors or awkward phrasing.*

Conciseness (Cnc). The conciseness is the efficiency of the target text in conveying information without unnecessary verbosity. The following is the full prompt designed for the conciseness criterion.

Your task is to rate the text on a scale of 1 to 5. Output the evaluation score

first based on the following criteria and rating scale.

Evaluation Criteria:

- *Conciseness: How concise is the text?*

Rating Scale:

- *1 Excessively verbose: The text is unnecessarily long-winded, containing redundant information or irrelevant details that significantly impair readability.*

- *2 Overly verbose: The text includes unnecessary information or repetitive phrases that could be condensed without losing meaning.*

- *3 Moderately verbose: The text is somewhat wordy but generally acceptable, with a few instances where information could be expressed more concisely.*

- *4 Concise: The text is to-the-point and efficient, but there may be one or two phrases that could be slightly more condensed without losing meaning.*

- *5 Optimally concise: The text conveys all necessary information using the minimum number of words possible, with no room for further condensation without losing meaning.*

Here, the underlined portions indicate task-dependent variations in the content. For example, “caption” can be “answer” for the VQA task. In Table 8, only the correctness and comprehensiveness prompts are used because datasets contain only short captions and for computational efficiency. In Tables 6 and 7, the prompts are slightly modified for each VLM to ensure that only the score is returned as the response.

C.2 Prompts for target text generation

The following task-specific prompts are used to generate target texts.

Referring expression generation (REG). To generate expressions for the target object within the corresponding bounding box, which is drawn in red in the input image, the following prompt is used:

Please carefully observe the area within the red bounding box in the image and come up with a caption for that area.

Visual question answering (VQA). To generate answers for the VQA task, the following prompt is used:

[QUESTION] Please give an answer and explain it in two or three sentences.

where [QUESTION] is a placeholder for input questions.

Visual document understanding (VDU). Because the VDU task is performed in a question-answering format, the same prompt as for VQA is used:

[QUESTION] Please give an answer and explain it in two or three sentences.

where [QUESTION] is a placeholder for input questions.

Image captioning (IC). For caption generation, the following prompt is used:

Please provide a one-sentence caption for the provided image.

C.3 Vision language models

The target texts are generated by the following VLMs.

- LLaVA-1.5-7B (Liu et al., 2023a) is an open-source VLM based on the transformer architecture obtained by fine-tuning Vicuna on instruction data generated by GPT. The version is 1.5 and the number of parameters is 7 billion.
- LLaVA-1.5-13B (Liu et al., 2023a) is an extended version of LLaVA-1.5, featuring 13 billion parameters.
- InstructBLIP-Vicuna-7B (Dai et al., 2023) is an VLM that combines the BLIP-2 model with the Vicuna-7B language model by an instruction-aware Q-former module. This model is trained on a collection covering 11 tasks and 26 publicly available datasets.
- InstructBLIP-Vicuna-13B (Dai et al., 2023) is an extended version of InstructBLIP-Vicuna using Vicuna-13B.
- Qwen-VL (Bai et al., 2023) is an VLM that incorporates the vision transformer into the Qwen language model through cross-attention. This model is trained on a large-scale web-crawled dataset, including English and Chinese language subsets of LAION-5B.

- Qwen2-VL-Instruct-7B/72B (Wang et al., 2024a) is the instruction-tuned version of the Qwen2-VL model.
- CogVLM-Chat (Wang et al., 2024b) is a conversational VLM fine-tuned for dialogue-based tasks. This model is based on CogVLM-17B trained on publicly available datasets including LAION-2B and COYO-700M. Fine-tuning is performed on VQA and instruction-tuning datasets.
- GPT-4o (OpenAI, 2024) is a VLM provided by OpenAI. Specifically, we used the model version gpt-4o-2024-08-06.
- GPT-4o-mini is a lightweight variant of GPT-4o, optimized for efficiency and speed.

C.4 HarmonicEval

We use the GPT-4o model as the backbone of HarmonicEval. Specifically, we utilize *gpt-4o-2024-08-06* as the model version in the API calls. For the criteria of Clarity, Fluency, and Conciseness, we input only the target text into the model, as these criteria are designed to assess the quality of the target text independently, without considering the source or the image. All experiments are conducted in a single attempt.

D MMHE

This section provides details of MMHE.

D.1 Source data

We select input texts and images for tasks from existing datasets. English is the language used for all datasets. **Referring expression generation (REG)**. We adopt RefCOCO (Apache-2.0 license) (Kazemzadeh et al., 2014) as a source dataset. This dataset contains 142,209 referring expressions for 50,000 objects in 19,994 images. Our usage of the data complies with the terms of its license.

Visual question answering (VQA). We adopt OK-VQA (Apache-2.0 license) (Marino et al., 2019) as a source dataset. This dataset contains 14,055 open-ended questions. Our usage of the data complies with the terms of its license.

Visual document understanding (VDU). We adopt VisualMRC (Tanaka et al., 2021) as a source dataset. This dataset contains over 30,000 question-answer pairs associated with more than 10,000 doc-

ument images. Our usage of the data complies with the terms defined by its license.

Image Captioning (IC). We adopt MSCOCO (CC BY 4.0) (Lin et al., 2014) as a source dataset. Specifically, we utilized the *2017 Val* split, which contains approximately 5,000 images and captions. Our usage of the data complies with the terms of its license.

D.2 Human Annotation

Five annotators who are English native speakers and experts in proofreading were hired for this process. The instructions provided to the annotators were almost identical to the prompts given to the VLM in HarmonicEval. On average, the annotators were paid \$20 per hour. Annotators were instructed on how the annotated data would be utilized.

D.3 Overall judgment

When calculating the overall judgment accuracy in Table 2, 4, and 6, we extract and utilize pairs of judgments from best-of-three triplets.

E Baselines

Below are details of the eight baselines implemented on the MMHE dataset.

- Bilingual evaluation understudy (BLEU) (Papineni et al., 2002) is a metric for machine translation evaluation that measures the n-gram overlap between candidate and reference texts.
- Recall-oriented understudy for gisting evaluation (ROUGE) (Lin, 2004) is a metric for text summarization and machine translation evaluation that measures the overlap of n-grams, skip-bigrams, and weighted longest common subsequences between candidate and reference texts.
- Metric for evaluation of translation with explicit ordering (METEOR) (Banerjee and Lavie, 2005) is a metric for machine translation evaluation that assesses translations by explicit word-to-word matches between candidates and references.
- Consensus-based image description evaluation (CIDEr) (Vedantam et al., 2015) is a metric for image captioning that measures the consensus between candidate and reference captions by weighting n-grams based on their

term frequency-inverse document frequency (TF-IDF).

- BERTScore (BERT-S) (Zhang et al., 2020) is a metric for text generation evaluation that measures the similarity between candidate and reference sentences using contextual embeddings extracted from BERT.
- BARTScore (BART-S) (Yuan et al., 2021) is a metric for text generation evaluation that computes weighted log probability using the BART model.
- CLIPScore (Hessel et al., 2021) is a metric for image captioning evaluation that measures the alignment between images and texts using CLIP embeddings.
- FLEUR (Lee et al., 2024b) is a state-of-the-art VLM-based metric that uses a two-level score smoothing technique. This metric utilizes LLaVa-1.5-13B. We also attempted to extend FLEUR for GPT-4o, but because the tokenizer of GPT-4o often outputs multi-digit numbers as a single token, it could not be implemented straightforwardly.

Below are details of the additional baselines for the Flickr8k-EX/CF and Composite datasets.

- SPICE (Anderson et al., 2016) is a reference-based metric for image captioning that compares semantic content using scene graphs.
- TIGER (Jiang et al., 2019) is a reference-based metric for image captioning using the stacked cross attention neural network. It considers both how accurately a caption represents the image content and how closely machine-generated captions align with human-generated captions.
- ViLBERTS-F (Lee et al., 2020) is a reference-based metric for image captioning that computes pairwise cosine similarity between reference and candidate captions using the ViLBERT model.
- FAIER-4/r (Wang et al., 2021) is a reference- and learning-based metric for image captioning evaluation. It introduces an attention module to fuse scene graph embeddings and produces scores based on fidelity and adequacy.

- RefCLIP-S (Hessel et al., 2021) is a reference-based variant of CLIPScore. It computes a harmonic mean of CLIPScore and the maximal reference cosine similarity.
- Polos (Wada et al., 2024) is a reference- and learning-based metric for image captioning evaluation. It combines CILP and RoBERTa via multimodal metric learning.
- RefFLEUR (Lee et al., 2024b) is a reference-based variant of FLEUR. It incorporates reference captions and a candidate caption into its prompt.
- UMIC (Lee et al., 2021) is a reference-free metric, trained to distinguish negative captions using contrastive learning.
- InfoCLIP (Hu et al., 2023) is a simplified version of InfoMetIC, which removes the intra and inter modality fusion as well as parameters in fine-grained scoring.
- InfoMetIC (Hu et al., 2023) is a reference-free learning-based metric for image captioning evaluation. It automatically constructs training examples from captions to produce detailed token-level scores.

F Computational Budget

We run all the experiments on ABCI (<https://abci.ai/>), Compute Node(A), whose CPUs are two Intel Xeon Platinum 8360Y, and GPUs are eight NVIDIA A100 SXM4. The approximate total processing time is 40 hours.