

Simulation-Free Hierarchical Latent Policy Planning for Proactive Dialogues

Tao He^{1*}, Lizi Liao², Yixin Cao³, Yuanxing Liu¹, Yiheng Sun¹, Zerui Chen¹, Ming Liu^{1†}, Bing Qin¹

¹Research Center for Social Computing and Information Retrieval, Harbin Institute of Technology, Harbin, China

²Singapore Management University, Singapore

³School of Computer Science, Fudan University

{the, yxliu, mliu, zrchen, qinb}@ir.hit.edu.cn, lzliao@smu.edu.sg, caoyixin2011@gmail.com

Abstract

Recent advancements in proactive dialogues have garnered significant attention, particularly for more complex objectives (e.g. emotion support and persuasion). Unlike traditional task-oriented dialogues, proactive dialogues demand advanced policy planning and adaptability, requiring rich scenarios and comprehensive policy repositories to develop such systems. However, existing approaches tend to rely on Large Language Models (LLMs) for user simulation and online learning, leading to biases that diverge from realistic scenarios and result in suboptimal efficiency. Moreover, these methods depend on manually defined, context-independent, coarse-grained policies, which not only incur high expert costs but also raise concerns regarding their completeness. In our work, we highlight the potential for automatically discovering policies directly from raw, real-world dialogue records. To this end, we introduce a novel dialogue policy planning framework, LDPP. It fully automates the process from mining policies in dialogue records to learning policy planning. Specifically, we employ a variant of the Variational Autoencoder to discover fine-grained policies represented as latent vectors. After automatically annotating the data with these latent policy labels, we propose an Offline Hierarchical Reinforcement Learning (RL) algorithm in the latent space to develop effective policy planning capabilities. Our experiments demonstrate that LDPP outperforms existing methods on two proactive scenarios, even surpassing ChatGPT with only a 1.8-billion-parameter LLM. Our codes are available at <https://github.com/cs-holder/LDPP.git>.

Introduction

In recent years, there has been a surge of interest in dialogue tasks that require proactive engagement to achieve complex objectives, such as negotiation (He et al. 2018), persuasion (Samad et al. 2022), and emotional support (Cheng et al. 2022). Unlike traditional task-oriented dialogues (Liu et al. 2022; Hu et al. 2023; Liu et al. 2023), these tasks require agents to be more proactive and possess sophisticated dialogue strategy skills (Cheng et al. 2024). Previous research has demonstrated that even LLMs often struggle on such tasks (Yang, Li, and Quan 2021; Zhao et al. 2023; Kang

et al. 2024; Song et al. 2024). LLMs are typically trained to passively follow user instructions, which leads them to align with the user’s opinions and decisions, lacking the necessary proactivity (Deng et al. 2023b; He et al. 2024).

The advancement of LLMs in instruction-following and text generation capabilities has provided a foundation for exploring proactive dialogue systems, allowing a focus on high-level strategic research, i.e. dialogue policy planning (Deng et al. 2023b), which plans the next dialogue policy to guide generating appropriate responses. Some efforts have sought to directly enhance the strategic capabilities of LLMs by designing heuristic prompts or complex prompting processes (Deng et al. 2023a; Yu, Chen, and Yu 2023). However, these approaches often face limitations in performance or are criticized for high inference costs and inefficiency due to the need for continuous interactions. Other approaches aim to develop specialized policy planners to guide LLM responses strategically (Deng et al. 2023b), allowing the separation of strategy from LLM and enabling a focused effort on learning policy planning capabilities.

However, developing advanced policy planners requires rich exposure to **diverse dialogue scenarios** and access to a **comprehensive policy repository**. Previous works (Deng et al. 2023a) have used LLM like ChatGPT to simulate interactions, engaging in role-play and real-time learning. This methodology presents two critical drawbacks: first, the significant disparity between simulated and real-world interactions, as the toneless communication style of ChatGPT contrasts with the diverse and dynamic traits of actual human users; second, the reliance on continuous real-time interactions and frequent API calls for training, which introduces inefficiencies and escalates costs. Moreover, these approaches often depend on manually defined, context-independent, coarse-grained dialogue policies (Zhou et al. 2019; Liu et al. 2021a), which not only require substantial expert involvement but also raise concerns about the completeness and effectiveness of predefined policies.

In this study, we introduce a novel paradigm that shifts away from relying on predefined policy sets and online learning in simulated environments, instead directly learning policy planning from raw, unlabeled dialogue records. This paradigm effectively addresses two key challenges: 1) It allows for **discovering fine-grained policies directly from realistic dialogues**, reducing the need for expert interven-

*Work was done during an internship at SMU.

†Corresponding Author: Ming Liu.

tion and enhancing the completeness and relevance of resulting policies. 2) By learning from real-world dialogues, it **eliminates the dependence on simulated environments**, thereby improving both efficiency and effectiveness.

To achieve this, we propose the innovative **Latent Dialogue Policy Planning (LDPP)** framework. LDPP automatically discovers policies as continuous latent vectors, expressing more semantics than predefined context-free policies, and facilitates the learning of effective planning within this latent policy space. The framework consists of three key stages: **Latent policy discovery**, **Latent policy distillation**, and **Offline Hierarchical RL enhancement**. Inspired by the Variational Autoencoder’s (VAE) ability to encode inputs into an interpolable latent space (Kingma and Welling 2013), we first employ a variant of the VQ-VAE (van den Oord, Kalchbrenner, and Kavukcuoglu 2016) to automatically discover latent policies from dialogue records. These discovered latent policies are then used to label the training data. Finally, we propose an Offline Hierarchical Reinforcement Learning algorithm to both enhance the high-level policy planning and optimize response generation given latent policies at the lower token level. Since the latent policies are represented as continuous vectors rather than natural language tokens, we further introduce the P-Former module. This module functions as a trainable adapter, ensuring that LLMs can effectively understand and follow the guidance of latent policies to respond, term as the latent-policy-following ability. During inference, the policy planner first determines the appropriate latent policy based on the current dialogue state, which then directs the LLM in generating contextually relevant responses.

To verify our approach, we conducted experiments widely on ExTES (Zheng et al. 2023a), ESConv (Liu et al. 2021b) and P4G (Wang et al. 2019b). We compare our method with various baselines, demonstrating its effectiveness. Detailed analysis experiments further support the framework’s validity. Our contributions are as follows:

- We introduce a novel simulation-free dialogue policy planning learning framework, automatically mining potential policies from raw dialogue records.
- We propose an offline hierarchical reinforcement learning method for optimizing proactive dialogue, improving both planning capability and latent-policy-following ability for response generation.
- Extensive experiments across three proactive dialogue benchmarks show our approach outperforms baselines, with analysis confirming its effectiveness.

Related Work

Policy Planning for LLM-powered Dialogue Agent. The advent of LLMs enables research into more complex dialogue tasks (Cheng et al. 2024) like emotion support and price negotiation. However, current studies indicate that LLMs often underperform in such tasks due to insufficient policy planning capacities (Chen et al. 2023). To improve policy planning, recent research has proposed various methods, which can be categorized into two parts: 1) *With predefined dialogue policy*. These methods need predefined di-

alogue policies, which can be further divided into two parts. Firstly, Deng et al. (2023a) design a prompt process requiring LLMs to select an appropriate policy before generating a response. GDP-Zero (Yu, Chen, and Yu 2023) employs Markov Monte Carlo Tree Search (Liebana et al. 2015) to identify the next strategy. However, these methods are hindered by either the fixed parameters of LLMs or their high computational costs. To overcome this, PPDPP (Deng et al. 2023b) trains a specialized policy planner via online interaction with a simulated environment. Zhang et al. (2024) increase richer user simulations to improve planning performance. DPDP (He et al. 2024) employs the Dual-process theory (Kahneman 2003) to balance the efficiency and performance. However, these methods require real-time interaction with a simulated environment, suffering from low efficiency and gaps between the realistic and simulated environment. 2) *Without predefined dialogue policy*. These approaches do not require pre-defined dialogue policies. Instead, they drive LLMs to analyze the current dialogue state and generate AI feedback, which is then used to help the LLMs to reply (Fu et al. 2023; Zhang, Naradowsky, and Miyao 2023). However, these methods often struggle to enhance the strategic reasoning capabilities of LLMs, resulting in less coherent and contextually appropriate responses, which leads to suboptimal performance.

Dialogue Generation on Latent Space. In the past years, studies have utilized latent features to control or enhance response generation (Wang et al. 2020; Cho et al. 2023; Lubis et al. 2020). Some works employ VAE (Bowman et al. 2015) variants such as CVAE (Zhao, Zhao, and Eskénazi 2017), and Discrete VAE (Bao et al. 2019) to model the semantic distribution of utterances in the latent space (Liu, Pan, and Luo 2020; Chen et al. 2022), sampling latent variables to enhance response diversity (Xiang et al. 2024). In this work, we focus on dialogue policy planning for LLM-powered proactive dialogues. We discover latent policies automatically and conduct planning within the latent space.

Preliminaries

Problem formalization. Unlike previous works that focus solely on dialogue policy planning (Deng et al. 2023b), our approach also optimizes the policy following ability for responding. To achieve this, we model the entire dialogue process using a hierarchical Markov Decision Process (MDP), inspired by recent studies (Zhou et al. 2024). At the high level, a policy-level MDP is employed to model the policy planning task, while at the low level, a token-level MDP models the autoregressive generation of responses.

The policy-level MDP is defined as $\mathcal{M}_h = \langle \mathcal{S}_h, \mathcal{A}_h, \mathcal{R}_h \rangle$. The state set \mathcal{S}_h consists of the dialogue history h_t with alternating user utterances and system responses $\{u_1^{sys}, u_1^{usr}, \dots, u_{t-1}^{sys}, u_{t-1}^{usr}\}$. The action $z_t \in \mathcal{A}_h$ refers to the dialogue policy, i.e., latent policy in this work. The reward function \mathcal{R}_h evaluates each dialogue state using ChatGPT, outputting rewards r_t for each turn of dialogue. Please refer to the Evaluation Methods Section for details. Similarly, the token-level MDP is defined as $\mathcal{M}_l = \langle \mathcal{S}_l, \mathcal{A}_l, \mathcal{R}_l \rangle$, where the state set $\mathcal{S}_l = \{s_i^t = [h_t; z_t; w_{1:i-1}]\}$, with w_i representing the i -th token of the response $u_t^{sys} =$

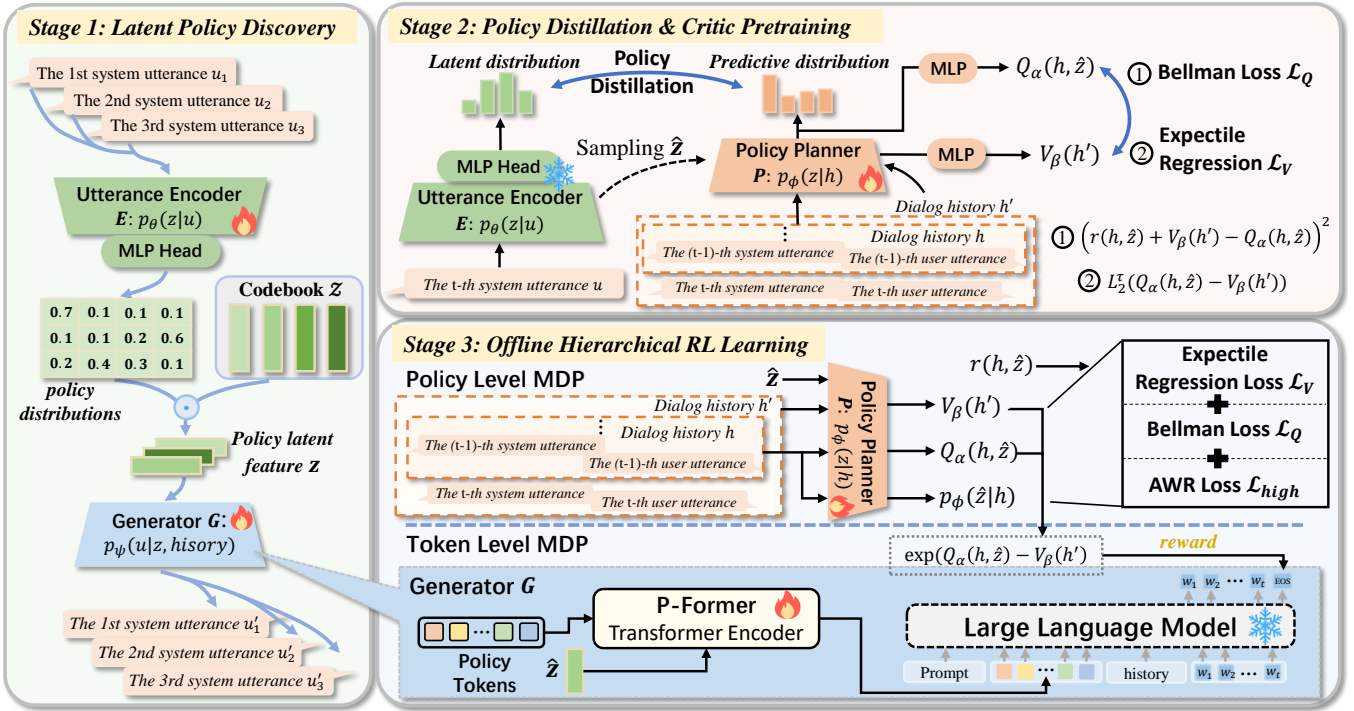


Figure 1: The training process of the LDPP framework. u and z refer to the system utterance and contained latent policy. h and h' denote t -th dialogue history h_t and $(t + 1)$ -th dialogue history h_{t+1} , respectively.

$[w_1, w_2, \dots, w_n]$. The action set \mathcal{A}_l is the LLM’s vocabulary, and the reward function \mathcal{R}_l is provided by the policy-level MDP, detailed in the 3rd Stage introduction. In the t -th dialogue turn, given the current state, i.e., dialogue history h_t , the policy planner predicts the appropriate dialogue policy z_t . Guided by the dialogue history h_t and the dialogue policy z_t , the LLM generates the response u_t^{sys} .

In our proposed offline scenario, we only access raw dialogue records \mathcal{D} . For RL training, we decompose \mathcal{D} into tuples: $\mathcal{D} = \{(h_t, u_t^{sys}, u_t^{usr})\}$. To learn the policy-level MDP, we further use the policy-level reward r_t for each dialogue turn t to extend \mathcal{D} as $\{(h_t, u_t^{sys}, u_t^{usr}, r_t)\}$.

Component Models

Before delving into the training framework, we first outline the component models. Our framework is composed of three key models: an **utterance encoder** E , a **policy planner** P , and a **generator** G . During the training phase, E learns to discover latent policies from system responses and then annotate pseudo labels (latent policies) for training set for subsequent optimizing P and G . In the inference phase, only P and G are actually employed: the planner P outputs the next-turn policy based on the dialogue history, and then the policy is fed into G to guide the response generation.

In this work, the design of the base models is not the central focus; therefore, we utilized RoBERTa-Large (Liu et al. 2019) as the base for both E and P , same as works like PPDPP (Deng et al. 2023b). E takes system responses as input and uses the output of “[CLS]” to analysis the dis-

tribution of latent policies contained in responses; P takes dialogue history as input and similarly outputs a predicted distribution of next-step policies. G is based on an LLM.

However, LLMs only accept texts, while the latent policy is a continuous vector, which obviously has a significant gap between them. Inspired by the development of Vision Large Models (Li et al. 2023), we propose to train a **P-Former** to bridge this gap. P-Former consists of L stacked transformer layers, taking T learnable policy tokens as input. These policy tokens interact with the latent policy features through a cross-attention mechanism. Ultimately, P-Former outputs T policy-related tokens. We hope these tokens align with the input space of LLM, thus LLM can understand and follows the guidance of latent policies for appropriate response generation. During training, the P-Former is optimized by the reconstruction loss of LLM. Notably, we freeze the LLM throughout. **Therefore, P-Former is also responsible for improving the latent-policy-following capacity of G .**

Optimizaing Framework

Our training framework is depicted in Figure 1. It consists of three stages with the following motivations and relationships: **Stage 1:** It focuses on automatically learning latent policies from raw dialogues. These latent policies serve as “annotations” for optimizing policy planning in Stage 3. **Stage 2:** It is used to initialize the policy planner, thereby accelerating and stabilizing the reinforcement learning process in Stage 3. **Stage 3:** Upon the preparatory work in Stage 1 and 2, this stage aims to enhance policy planning capabil-

ities at the policy level and further optimize latent-policy-following abilities for responding at the token level.

1st Stage: Latent Policy Discovery. We first automatically mine potential dialogue policies from raw dialogue records. The basic premise is that, given the dialogue history and the policy implied in one response, the dialogue agent should be able to reconstruct this response. To this end, we propose an adjusted VQ-VAE algorithm. We first compress the inputted utterance into latent policy and then apply it, along with dialogue history, to guide the LLM in reconstructing the utterance. If the reconstruction is good, we assume the learned latent policy is effective. For more details about VQ-VAE, please refer to the appendix.

Like VQ-VAE, We define a codebook $\mathcal{Z} = \{\mathcal{Z}_k \in \mathbb{R}^d\}_{k=1}^K$ with K policy vectors. Given a system utterance u_t^{sys} , shorted as u_t , we use the encoder E to compress it and classify it into K classes, yielding the policy distribution $p_\theta(z_t|u_t) \in \mathbb{R}^K$. Instead of performing a nearest neighbors lookup like VQ-VAE, we use $p_\theta(z_t|u_t)$ to perform a weighted sum of \mathcal{Z} to obtain the latent policy feature z_t :

$$z_t = \sum_{k=1}^K \mathcal{Z}_k \cdot p_{\theta,k}(z|u_t). \quad (1)$$

This improvement allows us to involve multiple policies within a single response and expand the number of fine-grained policies through combinations.

For the generator G , the policy z_t is first transferred into policy tokens using P-Former. Then policy tokens, along with the dialogue history h_t , are fed into the LLM to guide the generation of the response u_t . By computing the reconstruction loss \mathcal{L}_{con} of G and propagating gradient backward, we can simultaneously optimize E , G , and \mathcal{Z} .

After the 1st training, we employ E to annotate pseudo labels \hat{z}_t for each system utterance in \mathcal{D} , expanding \mathcal{D} to $\{(h_t, u_t^{sys}, u_t^{usr}, \hat{z}_t, r_t)\}$. Using \mathcal{D} , we are able to apply RL algorithm to optimize the policy planning capabilities.

2nd Stage: Latent Policy Distillation. To expedite the RL training process in the 3rd stage, we initialize the policy planner P by distilling the utterance encoder E . Specifically, for a response u_t , we compute the predicted policy distributions using E and P as $p_\theta(z_t|u_t)$ and $p_\phi(z_t|h_t)$, respectively. Then we freeze E and minimize the KL divergence to drive P to learn from E . However, we observe that the training set contains many inappropriate system utterances that lead to unsuccessful dialogues, which may harm P 's planning ability. Therefore, we use the high-level rewards of each system response for data filtering, denoted as:

$$\mathcal{L}_{kl}(\phi) = \sum_{(u_t, h_t, r_t) \in \mathcal{D}} \mathbb{I}(r_t > \delta) \cdot \text{KL.div}(p_\theta(z|u_t)||p_\phi(z|h_t)), \quad (2)$$

where $\mathbb{I}(\cdot)$ refers to indicator function. θ and ϕ represent the trainable parameters of E and P . And δ is a predefined threshold. We term this process policy distillation.

To stabilize RL learning, We also initialize the action-value function network Q_α and the value function network

V_β at this stage. These two networks evaluate dialogue states during Stage 3, which are implemented by stacking two MLP layers on the policy planner P . To pretrain Q_α and V_β , we use the off-the-shelf Offline RL algorithm IQL (Kostrikov, Nair, and Levine 2021), with the following optimization objectives, respectively:

$$\begin{aligned} \mathcal{L}_V(\beta) &= \mathbb{E}_{(h_t, z_t) \in \mathcal{D}} [L_2^\tau(Q_\alpha(h_t, z_t), V_\beta(h_t))], \\ \mathcal{L}_Q(\alpha) &= \mathbb{E}_{(h_t, z_t, H_{t+1}) \in \mathcal{D}} [(r_t + \gamma V_\beta(h_{t+1}) \\ &\quad - Q_\alpha(h_t, z_t))^2], \end{aligned} \quad (3)$$

where α and β are trainable parameters of Q_α and V_β , respectively. And \mathcal{L}_2^τ means Expectile Regression Loss (Kostrikov, Nair, and Levine 2021). Therefore, the final optimization objective for this stage is as:

$$\mathcal{L}_2 = \mathcal{L}_{kl}(\phi) + \mathcal{L}_Q(\alpha) + \mathcal{L}_V(\beta). \quad (4)$$

3rd Stage: Offline Hierarchical RL Enhancement. To optimize this system only using training data without interactions with simulated environments, we propose an offline hierarchical RL algorithm to learn the policy-level and token-level MDPs simultaneously.

For the policy-level MDP, we utilize the IQL (Kostrikov, Nair, and Levine 2021) to simultaneously train the policy planner P , and the Q -, V -networks. The optimization objectives for the latter two are given by Eq.(3), and the optimization target for the policy planner P is:

$$\mathcal{L}_{high}(\phi) = -\mathbb{E}_{(u_t, h_t, z_t) \sim \mathcal{D}} [\exp(\tau(Q_\alpha(h_t, z_t) - V_\beta(h_t))) \log p_\phi(h_t|z_t)], \quad (5)$$

where $\tau \geq 0$ is the hyperparameter. The motivation behind the optimization target is to apply the advantage function $A(h_t, z_t) = Q_\alpha(h_t, z_t) - V_\beta(h_t)$ to weight each training sample $(u_t, h_t, z_t) \in \mathcal{D}$, thereby enabling selective learning from training data.

For the token-level MDP, we use the REINFORCE algorithm (Sutton et al. 1999) to optimize Generator G , aiming to improve the generation quality. Each intermediate token receives zero reward, and a final reward of $\exp(A(h_t, z_t))$ is given after generating the complete u_t . We optimize G using the following objective:

$$\begin{aligned} \mathcal{L}_{low}(\psi) &= - \sum_{(u_t, h_t, z_t) \sim \mathcal{D}} \exp(A(h_t, z_t)) \\ &\quad \cdot \sum_{w_i \in u_t} \log p_\psi(w_i|h_t, z_t, w_{1:i-1}), \end{aligned} \quad (6)$$

where ψ denotes the trainable parameters of Generator G . For proof of this conclusion and empirical explanation, please refer to the appendix. It is important to note that we freeze the parameters of the LLM, so training Generator G actually optimizes the P-Former. Ultimately, the training target of this stage is:

$$\mathcal{L}_3 = \mathcal{L}_{high} + \mathcal{L}_{low} + \mathcal{L}_V + \mathcal{L}_Q. \quad (7)$$

By jointly training the policy planner P and generator G , we simultaneously enhance the system's policy planning capability and the response quality given latent policies.

Policy Usage	Models	ExTES			Generalization to ESConv			P4G		
		SSR \uparrow	SR \uparrow	AvgT \downarrow	SSR \uparrow	SR \uparrow	AvgT \downarrow	SSR \uparrow	SR \uparrow	AvgT \downarrow
Predefined Policy	Proactive	0.544	0.605	7.638	0.430	0.408	7.754	0.012	0.045	7.930
	ProCoT	0.486	0.490	8.128	0.410	0.438	7.992	0.542	0.400	6.885
	PPDPP	0.511	0.558	8.163	0.488	0.515	7.865	0.635	<u>0.745</u>	<u>5.555</u>
No Need for Policy	Standard Prompt									
	+ ChatGPT	<u>0.650</u>	<u>0.810</u>	<u>6.138</u>	<u>0.639</u>	<u>0.762</u>	6.546	0.477	0.460	7.025
	+ Qwen1.5-1.8b	0.538	0.613	7.590	0.543	0.623	6.723	<u>0.683</u>	0.630	6.320
	ICL-AIF	0.474	0.555	7.655	0.542	0.669	<u>6.415</u>	0.063	0.070	7.640
	LoRA Finetuning (32, 64)	0.558	0.627	7.308	0.616	0.662	6.738	0.651	0.655	6.645
	LoRA Finetuning (64, 128)	0.566	0.628	7.450	0.583	0.654	6.892	0.541	0.570	6.830
Automatically Discover Latent Policy	LDPP	0.723	0.903	4.132	0.651	0.781	5.388	0.733	0.795	5.570
	-w/o 2nd Stage	0.716	0.865	4.483	0.637	0.769	5.608	0.715	0.760	6.140
	-w/o 3rd Stage	0.560	0.623	7.038	0.528	0.538	7.777	0.550	0.570	6.840

Table 1: Main results on ExTES, ESConv, and P4G, using gpt-3.5-turbo-0613 as the critic. LoRA Fine-tuning(x, y) means setting *lora rank*=x and *lora alpha*=y. Results on ESConv are conducted using the planner trained on ExTES.

Experimental Settings

Datasets

We evaluate the proposed framework on two typical applications of proactive dialogues, ExTES (Zheng et al. 2023b) (emotional support) and P4G (Wang et al. 2019a) (persuasion), representing collaborative and non-collaborative dialogue, respectively. ExTES is an extension of ESConv (Liu et al. 2021b), comprising sufficient dialogues for training (11,117 complete dialogues). We randomly divide it into 10,717/200/200 for train/valid/test set. P4G includes 1,017 donation persuasion dialogues where a “persuader” attempts to persuade a “persuadee” to donate to a charity called Save the Children. We randomly choose 100/100 dialogues for validation/testing. We take the remaining 817 dialogues as the training set. In practice, we extend the training set of dialogues to 5,579 using ChatGPT (Ouyang et al. 2022) due to the limited size. Please see the appendix for details of data augmentation. Given that ExTES is larger than P4G and P4G contains synthetic data, ExTES is more suitable for our task setup. Consequently, our primary analysis and experiments were conducted on ExTES. **Furthermore, to evaluate the generalizability of LDPP, we also test on ESConv (130 test cases) using LDPP trained on ExTES.**

Baselines

We compare Proactive (Deng et al. 2023a), ProCoT (Deng et al. 2023a), and PPDPP (Deng et al. 2023b) for baselines in need of predefined policies. Proactive and ProCoT require LLMs to select the most appropriate strategy before replying. PPDPP learns a specialized policy planner based on the predefined policies. For methods not requiring policy use, we select the standard prompt method (prompting the base LLM to generate replies directly without considering dialogue policies), LoRA-based fine-tuning (Hu et al. 2021) (shorted as LoRA), and ICL-AIF (Fu et al. 2023). ICL-AIF prompts LLMs to provide suggestions before generating corresponding responses.

Evaluation Methods

Self-play evaluation. Since correct policies are often not unique and the absence of explicitly defined policies in our settings, directly assessing policy prediction accuracy is infeasible. We follow the same self-play method as previous work (Deng et al. 2023b) for dialogue-level evaluation. Specifically, two LLMs simulate the system and user in multi-turn dialogues, with the system receiving strategy guidance from a planner. We also prompt an LLM as critic to evaluate the completion status of each turn, deeming the dialogue failed if the goal isn’t met within 10 turns. For more detailed prompts, please refer to the appendix.

Critic model. We also use ChatGPT to assess dialogue completion status following PPDPP. For ExTES and ESConv, we define four states: [worse, same, better, solved], with corresponding rewards of [-1, -0.5, 0.1, 1.0]; for P4G, the states are [reject, neutral, positive, donate], with also rewards of [-1, -0.5, 0.1, 1.0]. ChatGPT classifies the current dialogue state into one of 4 states. We perform 10 times classification per evaluation to reduce randomness, with each time getting a scalar value. We average them to obtain the reward r_t for the current dialogue turn. A dialogue is considered successful if $r_t > \eta$. We set $\eta = 0.6$ instead of 0.1 in PPDPP to improve the robustness of evaluations. **To ensure the robustness of results, we run the main experiments at least twice and reported the average results. To further reduce evaluation bias, we use two versions of ChatGPT (gpt-3.5-turbo-0613 and -0125) to serve as critics and present the latter results in the appendix.**

Metrics. Following Deng et al. (2023b), we use two common dialogue-level metrics: Success Rate (SR) and Average Turn (AvgT). SR measures effectiveness and is defined as the ratio of the number of successful cases to the total number of test cases. AvgT measures the efficiency of goal completion by calculating the average dialogue turns of all test cases. However, we observe the high variance of SR. Therefore, we introduce the **SSR metric to more accurately assess effectiveness**. SSR complements the SR, where SR calculates the ratio of success by mapping the final turn reward

LDPP	Ide.		Com.		Sug.		Ove.	
	Win	Lose	Win	Lose	Win	Lose	Win	Lose
vs. PPDPP	8%	8%	52%	6%	64%	8%	68%	10%
vs. LoRA	6%	32%	6%	6%	32%	10%	26%	18%

LDPP	Inf.		Per.		Ove.	
	Win	Lose	Win	Lose	Win	Lose
vs. PPDPP	32%	20%	40%	26%	48%	22%
vs. LoRA	10%	14%	24%	16%	26%	16%

Table 2: Human evaluation results on ExTES and P4G.

into a binary 0 or 1 while SSR averages all final turn rewards directly. Therefore, we view SSR as a ‘‘Soft SR’’.

Backbone. We conduct main experiments based on Qwen1.5-1.8b (Bai et al. 2023) and analysis studies on a series of LLMs: Qwen1.5-1.8b, -4b, -7b, Qwen2-1.5b, and Gemma-2b (Mesnard et al. 2024). Due to the hardware limitations, we select models under 7B parameters. We employ these LLMs to play the roles of Therapist/Persuader, respectively, guided by policies from the planner.

Results and Analysis

Main Results

Based on Table 1, we find that *LDPP outperforms all baselines significantly on all tasks*. This LDPP is implemented with $(T, L, K) = (8, 6, 24)$. Firstly, LDPP achieves notable enhancements compared to the standard prompt and LoRA methods, verifying the effectiveness of latent policies and the P-Former module. Prompt-based methods like Proactive, ProCoT, and ICL-AIF show unsatisfactory and unstable performance. We observe serious role confusion issues in these works. Due to the disturbance of suggestions or analyses, the system’s responses fail to meet the expected form, leading to the role confusion during dialogue. We attribute this to the limited instruction-following and analysis capabilities of the 1.8b LLM. Compared to PPDPP, LDPP performs more effectively and more efficiently without online learning and predefined policies, proving the effectiveness of self-supervised policy discovery and offline hierarchical RL training method. Besides, we also find that *LDPP based on Qwen1.5-1.8B performs better than ChatGPT*, further affirming our method’s effectiveness. This also demonstrates that, with the assistance of external modules, smaller LLMs can surpass larger ones. For more results with the different LLM as critic, please refer to Table 6 in the appendix.

Furthermore, we conduct ablation experiments by skipping Stage 2 and Stage 3. Firstly, the significant performance drop without Stage 3 underscores its necessity for learning policy planning. Without Stage 3, the policy planner can only learn from the utterance encoder, thus failing to acquire planning capabilities. Besides, the slight decline observed without Stage 2 also shows the rationality for proper initialization for effective RL-based policy planning.

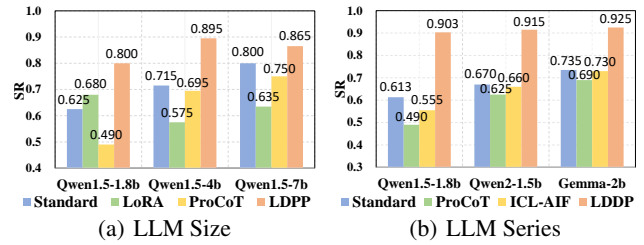


Figure 2: Performance comparison as the LLM size and LLM series change on ExTES.

Human Evaluation


Following previous studies (He et al. 2024), we conduct human evaluation on 50 dialogues randomly sampled from the test in ExTES and P4G, respectively. We selected two training-based baselines, PPDPP and LoRA, based on whether they require predefined policies and a simulated environment. Three annotators are required to compare the dialogues generated by LDPP/PPDPP and LDPP/LoRA. We assess four metrics: **Identification (Ide.)**, **Comforting (Com.)**, **Suggestion (Sug.)**, and **Overall (Ove.)** for ExTES and three metrics: **Information (Inf.)**, **Persuasion (Per.)**, and **Overall (Ove.)** for P4G. Detailed instructions for the annotators are provided in the appendix. Results are presented in Table 2. First, LDPP outperforms PPDPP and LoRA in the **Ove.** metric, aligning with results in Table 1. We observe that LDPP does not like to ask patients for specific details, often providing suggestions quickly after the patient’s introduction. While providing useful suggestions is crucial and could improve SR evaluation, failing to conduct thorough inquiries impacts the practical experience. To alleviate this phenomenon, designing relevant rewards could be helpful.

Performance on Different LLMs


To further validate our proposed framework, we conduct experiments on LLMs with different sizes. Specifically, we compare LDPPs based on Qwen1.5-1.8b, 4b, and 7b for different sizes with settings of $(T, L, K)=(8, 4, 24)$. The results are shown in Figure 2. We observe that *LDPP achieves the best performance in all three different sizes*. As LLM size increases, standard prompting and prompting-based method ProCoT show continuous improvement, but they still perform worse than LDPP. In contrast, LoRA Fine-tuning exhibits significant variability. The reason may be that fine-tuning fails to differentiate data quality and train the added parameters sufficiently, harming LLMs’ generalization ability. Besides, we also conduct experiments $((T, L, K)=(8, 6, 24))$ using Qwen1.5-1.8b, Qwen2-1.5b, and Gemma-2b for different LLM series and present in Figure 2, we find that LDPP also performs best.

Latent Policy Visualization

To intuitively demonstrate the learned latent policies, we visualize the policies of system utterances in Figure 3. Initially, each utterance is encoded into a latent policy feature following Eq.(1) and classified into the closest policy vector



(a) ExTES



(b) P4G

Figure 3: Visualization of latent policies for utterances belong to top-4 and top-6 most frequently used policies.

	$K=6$	$K=12$	$K=18$	$K=24$
SSR	0.687	0.652	0.675	0.628
AvgT	4.50	5.84	4.86	5.77

Table 3: Results of different K on ExTES.

in the Codebook. For each policy vector in the Codebook, we select the top-500 closest latent policy features and then apply PCA for dimensionality reduction on them to draw a scatter plot. For ease of presentation, we only display those from the 6/4 most frequently used policy vectors for ExTES/P4G. We also present parts of text utterances for comparison and observe that utterances within the same cluster are indeed semantically similar, validating the effectiveness of stage 1. To better understand these policies, Table 12 in the appendix presents three representative utterances for each of them. These utterance examples can help to understand the semantical operations for policies in the Codebook.

Parameter Sensitivity Analysis

Codebook Size K . We investigate the impact of Codebook size K on guiding the proactive dialogue process. Experiments are conducted on the ExTES dataset with $K=6, 12, 18, \text{ and } 24$, while keeping other hyper-parameters constant ($T=8, L=4$), as shown in Table 3. LDPP achieves relatively stable results and performs satisfactorily even with the smallest K , which can be attributed to the method of capturing latent policy features: by computing a weighted sum of the Codebook based on the policy distribution derived from the policy planner, it allows for a semantic combination of different policy vectors within the Codebook. Therefore, even with a small K , a wide range of latent policies can be

	$T=2$	$T=8$	$T=16$	$T=24$
SSR	0.699	0.628	0.619	0.628
AvgT	4.57	5.77	6.17	5.65

Table 4: Results of different #policy tokens (T) on ExTES.

	ExTES			P4G		
	$L=2$	$L=4$	$L=6$	$L=2$	$L=4$	$L=6$
SSR	0.649	0.628	0.719	0.580	0.711	0.732
AvgT	5.42	5.77	3.88	6.37	5.85	5.49

Table 5: Results of different P-Former layers (L).

expressed. However, performance decreased when $K=24$. We assume that this is due to the increased complexity of predicting the distribution for the larger Codebook, which requires additional training steps.

#Policy Tokens T . Although we aim for these policy tokens to align with the input word embeddings of LLMs, they do not inherently belong to the LLMs' vocabulary. Therefore, it is important to analyze the potential noise introduced by the policy tokens into the LLMs. We set T as 2, 8, 16, and 24 while keeping ($L=4, K=24$). The experimental results are presented in Table 4. Overall, there is a trend of decreasing dialogue success rate as T increases, indicating that a greater number of policy tokens indeed introduce noise, adversely affecting response generation. In practice, users can reduce the number of query tokens or enhance the capacity of P-Former (e.g., increasing the number of layers) to mitigate the impact of noise.

P-Former Layer L . The number of P-Former layers reflects its parameter size and capability. We hypothesize that a stronger P-Former reduces the gap between the transferred policy tokens and the LLMs' input space while retaining more policy semantic information. To validate this, we set different layers on ExTES and P4G. The results, presented in Table 5, indicate that the number of P-Former layers impacts dialogue performances, especially on P4G, where more layers notably improve the dialogue success rate. On the P4G dataset, we observed zero improvement. This indicates that only if the P-Former is sufficiently powerful can we effectively utilize the latent policy.

Conclusion and Future Work

In this work, we introduce a novel learning scenario that discovers potential policies from broadly collected dialogue records and learns policy planning without dynamic interactions with simulated environments. To address this challenge, we propose a new learning framework called LDPP, containing three stages: latent policy discovery, policy distillation, and offline RL enhancement. Experimental results demonstrate that LDPP significantly improves LLMs' proactive dialogue capabilities, achieving more pronounced and consistent enhancements compared to all baselines, even ChatGPT. Future research will mainly focus on improving the explainability of latent policies, ensuring the reliability of policies used in proactive dialogue.

Acknowledgements

The research in this article is supported by the National Science Foundation of China (U22B2059, 62276083), the Human-Machine Integrated Consultation System for Cardiovascular Diseases (2023A003). We also appreciate the support from China Mobile Group Heilongjiang Co., Ltd. @ on our research, the research is jointly completed by both parties. This work was also supported by the Singapore Ministry of Education (MOE) Academic Research Fund (AcRF) Tier 1 grant (Proposal ID: 23-SIS-SMU-010). We are sincerely grateful to all reviewers for their insightful feedback.

References

- Bai, J.; Bai, S.; Chu, Y.; Cui, Z.; Dang, K.; Deng, X.; Fan, Y.; Ge, W.; Han, Y.; Huang, F.; Hui, B.; Ji, L.; Li, M.; Lin, J.; Lin, R.; Liu, D.; Liu, G.; Lu, C.; Lu, K.; Ma, J.; Men, R.; Ren, X.; Ren, X.; Tan, C.; Tan, S.; Tu, J.; Wang, P.; Wang, S.; Wang, W.; Wu, S.; Xu, B.; Xu, J.; Yang, A.; Yang, H.; Yang, J.; Yang, S.; Yao, Y.; Yu, B.; Yuan, H.; Yuan, Z.; Zhang, J.; Zhang, X.; Zhang, Y.; Zhang, Z.; Zhou, C.; Zhou, J.; Zhou, X.; and Zhu, T. 2023. Qwen Technical Report. *arXiv preprint arXiv:2309.16609*.
- Bao, S.; He, H.; Wang, F.; and Wu, H. 2019. PLATO: Pre-trained Dialogue Generation Model with Discrete Latent Variable. In *Annual Meeting of the Association for Computational Linguistics*.
- Bowman, S. R.; Vilnis, L.; Vinyals, O.; Dai, A. M.; Józefowicz, R.; and Bengio, S. 2015. Generating Sentences from a Continuous Space. In *Conference on Computational Natural Language Learning*.
- Chen, M.; Yu, X.; Shi, W.; Awasthi, U.; and Yu, Z. 2023. Controllable mixed-initiative dialogue generation through prompting. *arXiv preprint arXiv:2305.04147*.
- Chen, W.; Gong, Y.; Wang, S.; Yao, B.; Qi, W.; Wei, Z.; Hu, X.-M.; Zhou, B.; Mao, Y.; Chen, W.; Cheng, B.; and Duan, N. 2022. DialogVED: A Pre-trained Latent Variable Encoder-Decoder Model for Dialog Response Generation. In *Annual Meeting of the Association for Computational Linguistics*.
- Cheng, Y.; Liu, W.; Li, W.; Wang, J.; Zhao, R.; Liu, B.; Liang, X.; and Zheng, Y. 2022. Improving multi-turn emotional support dialogue generation with lookahead strategy planning. *arXiv preprint arXiv:2210.04242*.
- Cheng, Y.; Liu, W.; Wang, J.; Leong, C. T.; Ouyang, Y.; Li, W.; Wu, X.; and Zheng, Y. 2024. Cooper: Coordinating specialized agents towards a complex dialogue goal. In *Proceedings of the AAAI Conference on Artificial Intelligence*, volume 38, 17853–17861.
- Cho, I.; Takahashi, R.; Yanase, Y.; and Saito, H. 2023. Deep RL with Hierarchical Action Exploration for Dialogue Generation. *ArXiv*, abs/2303.13465.
- Deng, Y.; Lei, W.; Liao, L.; and Chua, T.-S. 2023a. Prompting and Evaluating Large Language Models for Proactive Dialogues: Clarification, Target-guided, and Non-collaboration. *arXiv preprint arXiv:2305.13626*.
- Deng, Y.; Zhang, W.; Lam, W.; Ng, S.-K.; and Chua, T.-S. 2023b. Plug-and-play policy planner for large language model powered dialogue agents. In *The Twelfth International Conference on Learning Representations*.
- Fu, Y.; Peng, H.; Khot, T.; and Lapata, M. 2023. Improving language model negotiation with self-play and in-context learning from ai feedback. *arXiv preprint arXiv:2305.10142*.
- He, H.; Chen, D.; Balakrishnan, A.; and Liang, P. 2018. Decoupling Strategy and Generation in Negotiation Dialogues. *ArXiv*, abs/1808.09637.
- He, T.; Liao, L.; Cao, Y.; Liu, Y.; Liu, M.; Chen, Z.; and Qin, B. 2024. Planning Like Human: A Dual-process Framework for Dialogue Planning. *arXiv preprint arXiv:2406.05374*.
- Hu, J. E.; Shen, Y.; Wallis, P.; Allen-Zhu, Z.; Li, Y.; Wang, S.; and Chen, W. 2021. LoRA: Low-Rank Adaptation of Large Language Models. *ArXiv*, abs/2106.09685.
- Hu, Z.; Feng, Y.; Deng, Y.; Li, Z.; Ng, S.-K.; Luu, A. T.; and Hooi, B. 2023. Enhancing Large Language Model Induced Task-Oriented Dialogue Systems Through Look-Forward Motivated Goals. *arXiv preprint arXiv:2309.08949*.
- Kahneman, D. 2003. Maps of Bounded Rationality: Psychology for Behavioral Economics. *The American Economic Review*, 93: 1449–1475.
- Kang, D.; Kim, S.; Kwon, T.; Moon, S.; Cho, H.; Yu, Y.; Lee, D.; and Yeo, J. 2024. Can Large Language Models be Good Emotional Supporter? Mitigating Preference Bias on Emotional Support Conversation. *arXiv preprint arXiv:2402.13211*.
- Kingma, D. P.; and Welling, M. 2013. Auto-encoding variational bayes. *arXiv preprint arXiv:1312.6114*.
- Kostrikov, I.; Nair, A.; and Levine, S. 2021. Offline Reinforcement Learning with Implicit Q-Learning. *ArXiv*, abs/2110.06169.
- Li, J.; Li, D.; Savarese, S.; and Hoi, S. C. H. 2023. BLIP-2: Bootstrapping Language-Image Pre-training with Frozen Image Encoders and Large Language Models. In *International Conference on Machine Learning*.
- Liebana, D. P.; Dieskau, J.; Hunermund, M.; Mostaghim, S.; and Lucas, S. M. M. 2015. Open Loop Search for General Video Game Playing. *Proceedings of the 2015 Annual Conference on Genetic and Evolutionary Computation*.
- Liu, A.; Wang, B.; Tan, Y.; Zhao, D.; Huang, K.; He, R.; and Hou, Y. 2023. MTGP: Multi-turn Target-oriented Dialogue Guided by Generative Global Path with Flexible Turns. In *Findings of the Association for Computational Linguistics: ACL 2023*, 259–271.
- Liu, J.; Pan, F.; and Luo, L. 2020. GoChat: Goal-oriented Chatbots with Hierarchical Reinforcement Learning. *Proceedings of the 43rd International ACM SIGIR Conference on Research and Development in Information Retrieval*.
- Liu, S.; Zheng, C.; Demasi, O.; Sabour, S.; Li, Y.; Yu, Z.; Jiang, Y.; and Huang, M. 2021a. Towards emotional support dialog systems. *arXiv preprint arXiv:2106.01144*.

- Liu, S.; Zheng, C.; Demasi, O.; Sabour, S.; Li, Y.; Yu, Z.; Jiang, Y.; and Huang, M. 2021b. Towards Emotional Support Dialog Systems. In *Annual Meeting of the Association for Computational Linguistics*.
- Liu, W.; Cheng, Y.; Wang, H.; Tang, J.; Liu, Y.; Zhao, R.; Li, W.; Zheng, Y.; and Liang, X. 2022. "My nose is running." Are you also coughing?: Building A Medical Diagnosis Agent with Interpretable Inquiry Logics. *arXiv preprint arXiv:2204.13953*.
- Liu, Y.; Ott, M.; Goyal, N.; Du, J.; Joshi, M.; Chen, D.; Levy, O.; Lewis, M.; Zettlemoyer, L.; and Stoyanov, V. 2019. RoBERTa: A Robustly Optimized BERT Pretraining Approach. *ArXiv*, abs/1907.11692.
- Lubis, N.; Geishausser, C.; Heck, M.; Lin, H.-C.; Moresi, M.; van Niekerk, C.; and Gavsi'c, M. 2020. LAVA: Latent Action Spaces via Variational Auto-encoding for Dialogue Policy Optimization. *ArXiv*, abs/2011.09378.
- Mesnard, G. T. T.; Hardin, C.; Dadashi, R.; Bhupatiraju, S.; Pathak, S.; Sifre, L.; Riviere, M.; Kale, M.; Love, J. C.; Tafti, P. D.; Hussenot, L.; Chowdhery, A.; Roberts, A.; Barua, A.; Botev, A.; Castro-Ros, A.; Slone, A.; H'eliou, A.; Tacchetti, A.; Bulanova, A.; Paterson, A.; Tsai, B.; Shahrirari, B.; Lan, C. L.; Choquette-Choo, C. A.; Crepy, C.; Cer, D.; Ippolito, D.; Reid, D.; Buchatskaya, E.; Ni, E.; Noland, E.; Yan, G.; Tucker, G.; Muraru, G.-C.; Rozhdestvenskiy, G.; Michalewski, H.; Tenney, I.; Grishchenko, I.; Austin, J.; Keeling, J.; Labanowski, J.; Lespiau, J.-B.; Stanway, J.; Brennan, J.; Chen, J.; Ferret, J.; Chiu, J.; Mao-Jones, J.; Lee, K.; Yu, K.; Millican, K.; Sjoesund, L. L.; Lee, L.; Dixon, L.; Reid, M.; Mikula, M.; Wirth, M.; Sharman, M.; Chirnaev, N.; Thain, N.; Bachem, O.; Chang, O.; Wahltinez, O.; Bailey, P.; Michel, P.; Yotov, P.; Sessa, P. G.; Chaabouni, R.; Comanescu, R.; Jana, R.; Anil, R.; McIlroy, R.; Liu, R.; Mullins, R.; Smith, S. L.; Borgeaud, S.; Girgin, S.; Douglas, S.; Pandya, S.; Shakeri, S.; De, S.; Klimenko, T.; Hennigan, T.; Feinberg, V.; Stokowiec, W.; hui Chen, Y.; Ahmed, Z.; Gong, Z.; Warkentin, T. B.; Peran, L.; Giang, M.; Farabet, C.; Vinyals, O.; Dean, J.; Kavukcuoglu, K.; Hassabis, D.; Ghahramani, Z.; Eck, D.; Barral, J.; Pereira, F.; Collins, E.; Joulin, A.; Fiedel, N.; Senter, E.; Andreev, A.; and Kenealy, K. 2024. Gemma: Open Models Based on Gemini Research and Technology. *ArXiv*, abs/2403.08295.
- Ouyang, L.; Wu, J.; Jiang, X.; Almeida, D.; Wainwright, C. L.; Mishkin, P.; Zhang, C.; Agarwal, S.; Slama, K.; Ray, A.; Schulman, J.; Hilton, J.; Kelton, F.; Miller, L. E.; Simens, M.; Askell, A.; Welinder, P.; Christiano, P. F.; Leike, J.; and Lowe, R. J. 2022. Training language models to follow instructions with human feedback. *ArXiv*, abs/2203.02155.
- Samad, A. M.; Mishra, K.; Firdaus, M.; and Ekbal, A. 2022. Empathetic persuasion: reinforcing empathy and persuasiveness in dialogue systems. In *Findings of the Association for Computational Linguistics: NAACL 2022*, 844–856.
- Song, I.; Pendse, S. R.; Kumar, N.; and De Choudhury, M. 2024. The typing cure: Experiences with large language model chatbots for mental health support. *arXiv preprint arXiv:2401.14362*.
- Sutton, R. S.; McAllester, D. A.; Singh, S.; and Mansour, Y. 1999. Policy Gradient Methods for Reinforcement Learning with Function Approximation. In *Neural Information Processing Systems*.
- van den Oord, A.; Kalchbrenner, N.; and Kavukcuoglu, K. 2016. Pixel Recurrent Neural Networks. In *International Conference on Machine Learning*.
- Wang, J.; Zhang, Y.; Kim, T.-K.; and Gu, Y. 2020. Modelling Hierarchical Structure between Dialogue Policy and Natural Language Generator with Option Framework for Task-oriented Dialogue System. *ArXiv*, abs/2006.06814.
- Wang, X.; Shi, W.; Kim, R.; Oh, Y.; Yang, S.; Zhang, J.; and Yu, Z. 2019a. Persuasion for good: Towards a personalized persuasive dialogue system for social good. *arXiv preprint arXiv:1906.06725*.
- Wang, X.; Shi, W.; Kim, R.; Oh, Y. J.; Yang, S.; Zhang, J.; and Yu, Z. 2019b. Persuasion for Good: Towards a Personalized Persuasive Dialogue System for Social Good. *ArXiv*, abs/1906.06725.
- Xiang, J.; Liu, Z.; Liu, H.; Bai, Y.; Cheng, J.; and Chen, W. 2024. DiffusionDialog: A Diffusion Model for Diverse Dialog Generation with Latent Space. In *International Conference on Language Resources and Evaluation*.
- Yang, Y.; Li, Y.; and Quan, X. 2021. Ubar: Towards fully end-to-end task-oriented dialog system with gpt-2. In *Proceedings of the AAAI conference on artificial intelligence*, volume 35, 14230–14238.
- Yu, X.; Chen, M.; and Yu, Z. 2023. Prompt-Based Monte-Carlo Tree Search for Goal-Oriented Dialogue Policy Planning. In *Conference on Empirical Methods in Natural Language Processing*.
- Zhang, Q.; Naradowsky, J.; and Miyao, Y. 2023. Ask an Expert: Leveraging Language Models to Improve Strategic Reasoning in Goal-Oriented Dialogue Models. In *Annual Meeting of the Association for Computational Linguistics*.
- Zhang, T.; Huang, C.; Deng, Y.; Liang, H.; Liu, J.; Wen, Z.; Lei, W.; and Chua, T.-S. 2024. Strength Lies in Differences! Towards Effective Non-collaborative Dialogues via Tailored Strategy Planning. *arXiv preprint arXiv:2403.06769*.
- Zhao, T.; Zhao, R.; and Eskénazi, M. 2017. Learning Discourse-level Diversity for Neural Dialog Models using Conditional Variational Autoencoders. In *Annual Meeting of the Association for Computational Linguistics*.
- Zhao, W.; Zhao, Y.; Lu, X.; Wang, S.; Tong, Y.; and Qin, B. 2023. Is ChatGPT equipped with emotional dialogue capabilities? *arXiv preprint arXiv:2304.09582*.
- Zheng, Z.; Liao, L.; Deng, Y.; and Nie, L. 2023a. Building Emotional Support Chatbots in the Era of LLMs. *ArXiv*, abs/2308.11584.
- Zheng, Z.; Liao, L.; Deng, Y.; and Nie, L. 2023b. Building emotional support chatbots in the era of llms. *arXiv preprint arXiv:2308.11584*.
- Zhou, Y.; He, H.; Black, A. W.; and Tsvetkov, Y. 2019. A dynamic strategy coach for effective negotiation. *arXiv preprint arXiv:1909.13426*.
- Zhou, Y.; Zanette, A.; Pan, J.; Levine, S.; and Kumar, A. 2024. ArCher: Training Language Model Agents via Hierarchical Multi-Turn RL. *arXiv preprint arXiv:2402.19446*.

Appendix

Proof and Explanation of Token-level MDP Optimizing Loss

In Stage 3, we optimize the token-level MDP using the REINFORCE algorithm (Sutton et al. 1999). Our final optimization objective \mathcal{L}_{low} is shown in Eq.(6). The proof is provided below:

We first give the optimizing objective of REINFORCE:

$$\begin{aligned} \mathcal{L} &= - \sum_{\tau} \sum_{t=0}^{T-1} G(s_t, a_t) \log \pi(a_t | s_t) \\ G(s_t, a_t) &= \sum_{k=t}^{T-1} \gamma^{T-1-k} R(s_t, a_t) \end{aligned} \quad (8)$$

where the trajectory $\tau = (s_0, a_0, \dots, s_t, a_t, \dots, s_{T-1}, a_{T-1}, s_T)$, s_t denotes the dialogue state at time t , a_t represents the action taken at time t , $R(\cdot, \cdot)$ is the reward function, and γ is the discount factor.

In our work, the token-level MDP represents generating the response $u^{sys} = [w_1, \dots, w_N]$ in an autoregressive manner under the guidance of dialogue history h and latent policy z . Thus, $s_i = [h; z; w_{1:i-1}]$ and the action a_t is defined as the i -th token w_t of u^{sys} . Therefore, our optimization objective is:

$$\mathcal{L}_{low} = - \sum_{(h, u^{sys}, z) \in \mathcal{D}} \sum_{i=1}^N G(s_i, w_i) \log p(w_i | s_i) \quad (9)$$

According to Section , the reward of token-level MDP is defined as:

$$R(s_i, w_i) = \begin{cases} 0, & 0 \leq i \leq N-2 \\ \exp(A(h_i, z_i)), & i = N-1 \end{cases} \quad (10)$$

where $A(h, z)$ is the advantage function, defined in the 3rd Stage. Therefore, $G(s_i, w_i)$ is defined as:

$$\begin{aligned} G(s_i, w_i) &= \sum_{k=i}^{N-1} \gamma^{i-k} R(s_i, w_i) \\ &= \gamma^{N-i-1} \exp(A(h, z)) \end{aligned} \quad (11)$$

When we set $\gamma = 1.0$, $G(s_i, w_i) = \exp(A(h, z))$. Therefore, the optimizing objective of our token-level MDP is:

$$\begin{aligned} \mathcal{L}_{low} &= - \sum_{(h, u^{sys}, z) \in \tau} \sum_{i=1}^N \exp(A(h, z)) \log p(w_i | s_i) \\ &= - \sum_{(h, u^{sys}, z) \in \tau} \exp(A(h, z)) \sum_{i=1}^N \log p(w_i | s_i) \\ &= - \sum_{(h, u^{sys}, z) \in \tau} \exp(A(h, z)) \cdot \sum_{i=1}^N \log p(w_i | H, z, w_{1:i-1}) \end{aligned} \quad (12)$$

We also want to explain the practical meaning of this optimization objective. The term $\sum_{i=1}^N \log p(w_i | h, z, w_{1:i-1})$ requires the Generator \mathcal{G} to perform supervised learning on the response u^{sys} from the training set. However, we adjust the weights of different u^{sys} by $\exp(A(h, z))$. The value $\exp(A(h, z))$ measures if the policy z is appropriate given the dialogue history h . If the policy z is assessed as inappropriate, the response u^{sys} generated under the guidance of z is assigned a lower learning weight. Through this approach, we realize selectively supervised learning within token-level MDP compared to directly LoRA-based fine-tuning.

Introduction of VQ-VAE

In this work, we learn latent policies from dialogue data motivated by the core concept of VAE and further make adjustments based on VQ-VAE (van den Oord, Kalchbrenner, and Kavukcuoglu 2016).

The Vector Quantized Variational Autoencoder (VQ-VAE) is a generative model built upon the Variational Autoencoder (VAE). VQ-VAEs consist of three key components: an encoder network that maps inputs to discrete latent codes, a decoder that reconstructs inputs from these latent codes, and a learned Codebook over the latent variables.

To represent the input with discrete latent variables, VQ-VAE is inspired by vector quantization (VQ). The encoder produces continuous vectors x_i , which are not directly input to the decoder but are used to query a vector from the codebook $\mathbb{R}^{K \times D}$ containing K embedding vectors $e_k \in \mathbb{R}^D$, $k \in \{1, 2, \dots, K\}$. The query is performed by finding the nearest neighbor among the K embedding vectors, formalized as:

$$z_i = e_k, \text{ where } k = \arg \min_j \|x_i - e_j\|_2 \quad (13)$$

After that, z_i is fed into the decoder. The autoencoder is trained by minimizing both the reconstruction error and the distances $\|x_i - e_k\|^2$ and $\|z_i - e_k\|^2$ jointly. Gradients are directly propagated through the bottleneck during backpropagation.

Dataset Details

Dataset Examples In this work, we conduct training experiments on the ExTES and P4G datasets and evaluated our model on ESConv, ExTES, and P4G. ESConv is an emotion support dataset where the dialogue participants include a Therapist and a Patient: the Therapist tries to alleviate the Patient’s emotional issues by conversation. ExTES is also an emotion support dataset but encompasses a broader range of topics and conversations than ESConv, which is the reason that we choose ExTES instead of ESConv to train our framework. P4G is a persuasion dataset where the dialogue includes a Persuader and a Persuadee: the Persuader aims to convince the Persuadee to donate to a children’s charity. We present a dialogue example from ESConv, ExTES, and P4G in Table 9, 10, and 11, respectively.

Data Augmentation for P4G Because the size of P4G is too limited to train our LDPP, we consider to expand it. Specifically, we used ChatGPT (gpt-3.5-turbo-0613) to simulate dialogues between the Persuader and the Persuadee

through self-play, setting a maximum of 10 turns per dialogue, consistent with the average length of dialogues in P4G. However, unlike ExTES, where each dialogue sample includes a specific task background (e.g., patient condition), generating dialogues entirely from scratch fails to ensure sufficient difference among different samples and risks creating a dataset with a significant gap from the original P4G.

To address this issue, we propose generating new dialogues by completing segments of the original P4G data. Specifically, for any dialogue in the P4G training set, we select the first 2 to 8 turns as contexts and then prompt ChatGPT to generate the remaining 8 to 2 turns based on their contexts. This approach produces 7 different but contextually related dialogues for each original dialogue. During implementations, we filtered out 20 problematic dialogues from the training set, marked with “BAD” in “dialog_id”. Therefore, we leave 797 dialogues from the original 817. Each of these remaining dialogues is then expanded to generate 7 new dialogues, resulting in a total of 5,579 new dialogues.

More Experimental Details

Critic Mechanism Following previous work (Deng et al. 2023b), in the self-play process, we use ChatGPT (gpt-3.5-turbo-0613) as the critic to evaluate the reward for each dialogue turn. For example, in ExTES, we prompt ChatGPT to choose the current dialogue state from the states set [“feel worse”, “feel the same”, “feel better”, and “solved”], in which states are bound to -1, -0.5, 0.1, and 1.0, respectively. We ask ChatGPT to generate 10 evaluations for each turn, each mapped to the corresponding value, and then calculate the average of these 10 values to determine the reward r . If r exceeds a pre-defined threshold, the dialogue is considered successful and can be terminated. We set the threshold as 0.6 in this work. The motivation is that we believe requiring at least 6 out of 10 evaluations to indicate goal achievement ensures higher accuracy in evaluating success. For P4G, the process is similar to ExTES, except the state set is defined as [“reject”, “neutral”, “positive”, “accept”]. All other steps and definitions are the same as in ExTES.

Additionally, we employ this method to preprocess the static dataset \mathcal{D} , as described in Section 3. We evaluated each dialogue turn in \mathcal{D} to determine the reward, thus expanding \mathcal{D} to $\{(h_t, u_t^{sys}, u_t^{usr}, r_t, e_t)\}$.

Training Details The training process comprises three phases: self-supervised policy discovery (1st Stage), policy distillation (2nd Stage), and offline hierarchical RL-based optimization (3rd Stage). The hyperparameters employed in our experiments are exhaustively detailed in Table 7 and 8. All experiments are executed on a server equipped with 4 NVIDIA A800-SXM4-80GB GPUs. We use Pytorch 2.2.2 for implementation. 3 Stages need (2, 2.5, 2)/(2.75, 2.83, 3.22) hours for ExTES/P4G, respectively.

Inference Settings for P4G P4G lacks background information for each dialogue sample. Therefore, starting the self-play process from scratch during the evaluation stage would prevent us from leveraging information in the valid and test sets. To address this, we apply the first two dialogue

turns of the valid/test case as context. Based on this context, we continue the dialogue and conduct multiple rounds of dialogue with ChatGPT until the goal is achieved or the maximum number of turns is reached.

Human Evaluation Settings We conduct human evaluation on 50 dialogues randomly sampled from the test in ExTES and P4G, following previous studies (He et al. 2024). We selected two training-based baselines, PPDPP and LoRA, according to whether they require predefined policies and a simulated environment. PPDPP needs predefined policies and dynamic interactions with a simulated environment, while LoRA does not need predefined policies and learns from offline dialogue records without need of the simulated environment.

Three annotators are required to compare the dialogues generated by LDPP/PPDPP and LDPP/LoRA. We assess four metrics: **Identification (Ide.)**, **Comforting (Com.)**, **Suggestion (Sug.)**, and **Overall (Ove.)** for ExTES and three metrics: **Information (Inf.)**, **Persuasion (Per.)**, and **Overall (Ove.)** for P4G. Detailed instructions for the annotators are provided below. As for ExTES, we measure four main metrics of the generated dialogues as follows:

- **Identification:** Which assistant is more helpful in exploring and identifying the problem?
- **Comforting:** Which assistant is more skilled at comforting you?
- **Suggestion:** Which assistant provides more helpful suggestions for solving the problem?
- **Overall:** Which assistant can better solve the patient’s problem?

As for P4G, we measure three main metrics of the responses as follows:

- **Informative:** Which assistant’s introduction to the charity was more engaging?
- **Persuasive:** Which assistant takes the more persuasive approaches?
- **Overall:** Which assistant has stronger persuasive capabilities?

More Experiment Results

To mitigate the bias introduced by using LLMs for evaluation, we also employed gpt-3.5-turbo-0125 as the critic model to assess our trained models. The results, shown in Table 6, indicate that our method consistently outperforms others. Notably, LDPP w/o 2nd Stage performed better than LDPP, suggesting that the second stage of training can be limited or even detrimental in certain scenarios. However, the third stage is crucial for overall performance.

Our Prompting Details

In this work, we follow previous works by employing a self-play dialogue simulation for evaluation. Specifically, we use two LLMs to play roles of System and User, prompting them to conduct multi-turn dialogues. Another LLM is then employed to assess the dialogue status for each dialogue turn. In our experiments, we made adaptive modifications to the prompts used in PPDPP (Deng et al. 2023b), which are detailed below.

Policy Usage	Models	ExTES			P4G		
		SSR \uparrow	SR \uparrow	AvgT \downarrow	SSR \uparrow	SR \uparrow	AvgT \downarrow
Predefined Policy	Proactive	0.557	0.585	8.015	0.142	0.130	7.700
	ProCoT	0.573	0.620	7.730	0.607	0.450	6.580
	PPDPP	0.535	0.540	8.515	0.630	0.720	5.420
No Need for Policy	Standard Prompt						
	+ ChatGPT	<u>0.595</u>	<u>0.675</u>	7.575	0.524	0.530	6.830
	+ Qwen1.5-1.8b	0.486	0.475	8.520	0.679	0.730	6.240
	ICL-AIF	0.584	0.645	<u>7.280</u>	0.170	0.170	7.190
	LoRA Finetuning (32, 64)	0.391	0.300	9.235	<u>0.720</u>	<u>0.740</u>	6.470
	LoRA Finetuning (64, 128)	0.404	0.335	8.960	0.651	0.650	6.620
Automatically Discover Latent Policy	LDPP	0.744	0.860	4.535	0.765	0.800	<u>5.450</u>
	-w/o 2nd Stage	0.733	0.875	5.445	0.768	0.780	6.130
	-w/o 3rd Stage	0.378	0.250	9.360	0.650	0.650	6.730

Table 6: Main results on ExTES, ESConv, and P4G, using gpt-3.5-turbo-0125 as the critic. LoRA Fine-tuning(x, y) means setting lora rank=x and lora alpha=y.

Training Phase	Hyperparameter	Value
1st Stage	Batch Size	8
	Training Epochs	5
	Learning Rate	1e-5
	Scheduler	LinearScheduler
	Max Sequence Length	512
	K	24
	L	4
	T	2
2nd Stage	Training Epochs	5
	Learning Rate	1e-5
	Scheduler	LinearScheduler
	Discount Factor	0.999
	δ	0.1
	K	24
	L	4
	T	2
3rd Stage	Training Epochs	5
	Learning Rate	1e-5
	Scheduler	LinearScheduler
	Max Conversation Turn	10
	Discount Factor	0.999
	Max Dialogue Turns	10
	K	24
L	4	
	T	2

Table 7: Hyper-parameter settings in 3 stages for ExTES.

Training Phase	Hyperparameter	Value
1st Stage	Batch Size	8
	Training Epochs	10
	Learning Rate	1e-5
	Scheduler	LinearScheduler
	Max Sequence Length	512
	K	12
	L	6
	T	4
2nd Stage	Training Epochs	5
	Learning Rate	1e-5
	Scheduler	LinearScheduler
	Discount Factor	0.95
	δ	-1.1
	K	12
	L	6
	T	4
3rd Stage	Training Epochs	5
	Learning Rate	1e-5
	Scheduler	LinearScheduler
	Max Conversation Turn	10
	Discount Factor	0.95
	Max Dialogue Turns	10
	K	12
L	6	
	T	4

Table 8: Hyper-parameter settings in 3 stages for P4G.

System Response Generation We first describe the details of role-playing prompts for the dialogue agents to generate responses for ExTES and P4G in Table 14 and Table 15, where “[action_prompt_tokens]” is the placeholder of output policy tokens from P-Former.

User Simulator Next, we describe the role-playing prompt for instructing LLMs to simulate users in Table 16 and Table 17.

Critic Simulator Finally, we describe the prompts for the critic model are designed to assess the degree of goal completeness in Table 18 and Table 19.

Baselines Prompting Details

Standard Prompting: simply prompts LLMs to chat with users using task instructions without considering any dialogue policy. We provide prompts on ExTES and P4G in

Table 20 & 21.

Proactive: prompts LLMs to plan the next strategy first, and then generate a response based on the planned strategy. We design these prompts following PPDPP (Deng et al. 2023b). We provide its prompt design in Table 22 & 23.

ProCoT: prompts LLMs to analyze the dialogue state and then plan the next policy, finally generating a response based on the planned policy. We design these prompts following PPDPP (Deng et al. 2023b). We provide its prompt design in Table 24 & 25.

ICL-AIF: prompts ChatGPT for verbal feedback, offering suggestions to the dialogue agent upon completion of an interaction. We refer to the prompt design presented in (Deng et al. 2023b) and Zhang et al. (2024). We provide its prompt design in Table 26 & 27.

Emotion Type	shame
Problem Type	academic pressure
Situation	I failed a few of my midterms and now I'm very apprehensive about my finals.

Patient	Hi, how are you today?
Therapist	HELLO. Going good, what about you?
Patient	Doing well, thanks.
Therapist	How was your day?
Patient	Not too bad.
Therapist	It sounds good.
Patient	I'm taking some classes and I didn't do well on my midterms.
Therapist	Don't worry my friend there will be peaks and downs in life same in exam too prepare hard for your next exam surely you'll shine.
Patient	I hope so. I don't have a lot of hope.
Therapist	do u attend your classes regularly?
Patient	Yes for the most part. Unless a family emergency arises.
Therapist	That's great. Did u love your studies?
Patient	I guess so. I want to have a good career.
Therapist	That's a good idea. Even I had this problem during my studies.
Patient	I think it's a common problem, but I don't feel good about it.
Therapist	Then my friend suggested me to study at early morning rather than evening and nights.
Patient	That's a good idea. I feel more productive in the morning.
Therapist	that's great
Patient	I might try that.
Therapist	Try to have a water bottle behind u when u study and try to concentrate more and its best to choose a peaceful place to study.
Patient	Yes, drinking water helps with concentration.
Therapist	You seems to be a bright student. hope you will crack your exams with high score.

Table 9: A dialog example from ESconv training set.

Scene	Communication Challenges
Description	After a long day at work, I received a text from my significant other saying that they need some space. I'm feeling confused and insecure about our relationship.
Patient	Hey, are you free? I need someone to talk to.
Therapist	Of course! I'm here to listen. What's been going on?
Patient	I had a rough day at work, and then my significant other texted me out of the blue, saying they need some space. I don't know what to do or how to feel about it.
Therapist	That sounds really tough. It's completely normal to feel confused and insecure when a situation like this arises. Have you had any discussions about needing space in the past?
Patient	No, we haven't really talked about this before. It just came as a surprise. I'm worried that they're unhappy in our relationship.
Therapist	I can understand why you would feel that way. It's natural to jump to conclusions and worry about the state of your relationship. Remember, it's crucial not to blame yourself. Relationships go through ups and downs, and communication is key.
Patient	You're right, communication is important. I'm just not sure how to bring up the topic without making things worse.
Therapist	You could consider expressing your feelings to your significant other calmly and honestly. Let them know you're there to listen and that you want to understand their needs and concerns. It's also essential to give them the space they asked for, even if it's difficult for you.
Patient	I'll try to have a conversation with them when the time feels right. It's just hard to be patient and give them space when I'm feeling so uncertain.
Therapist	I understand how challenging it can be to wait and give someone space when you're feeling unsure. Maybe you can focus on self-care during this time to help you manage your emotions. Doing things you enjoy and spending time with friends and family can provide support.
Patient	That's a good idea. I'll try to take care of myself and keep busy. It's reassuring to know that I have people like you to talk to as well. Thank you for listening.
Therapist	You're welcome! Remember, you're not alone in this. If you ever need to talk or confront any concerns, feel free to reach out. Your feelings and needs are valid. Take care of yourself during this challenging time.
Patient	Thank you, I appreciate your kindness and understanding. It helps a lot knowing that I have support. Have a great day!
Therapist	You're welcome! I'm here for you. Take care and have a great day too!
Patient	Goodbye!
Therapist	Goodbye!

Table 10: A dialog example from ExTES training set.

Dialog ID	20180903-134707_882_live
Persuader	Hello, how are you doing today?
Persuadee	Hello,I am going great, just had some barbecue chicken,how are you?
Persuader	That is good to hear, barbecue chicken is always good too! I am doing well, just trying to talk to see if you would like to donate to Save the Children. It is an international organization that helps children in developing countries.
Persuadee	Have you donated to the charity?
Persuader	Not yet, it is something I am interested in doing though. Education is something that is really important to me and that is something that they help with. I think every child should have access to education, especially in developing countries so that they can help improve their living situations.
Persuadee	Yes, I agree, did you grow up with the proper resources?
Persuader	I went through the public education system, it was one of the better school districts at the time. What about you? Is a lack of education something you faced?
Persuadee	I went to private Catholic school until I was 13, then I went to Public schools which was a much better experience.
Persuader	So you were able to have a good education experience as well. Isn't that something you would like to help other children receive? Anything from 0.01to2.00 or any amount you choose, it can go to helping them get an education.
Persuadee	Why is this charity worthy of my money?
Persuader	Think about how often you buy a pack of gum or a candy bar, something you don't really need but it is because you want it. You can just skip that next impulse purchase to help out. Save the Children does help more than education as well. They help ensure children's access to health care (which we know is a huge topic of discussion every where), and help improve their safety and well being. Many kids do not have access to safe living conditions to even make it to school each day.
Persuadee	I usually donate to animal shelters,where do you donate?
Persuader	What ever charity my grocery store is supporting at the time. Typically children related, sometimes it is for others. It is easy to just add a couple cents on top of my purchase (round up the total) to help their cause.
Persuadee	Yes, that is true I do that often at stores, how did you hear about Save the Children?
Persuader	I was directly contacted by the research team to help get donations for this amazing cause. Helping indirectly is one thing (like through the store) but actually giving when you can be a direct part is so much better. Wouldn't you like to give just \$0.50 to this cause? It can provide paper and pencils to a child for school.
Persuadee	.50 would make a difference? that seems so small, not enough to make a difference
Persuader	Any amount can make a difference, especially when everyone does a small part.
Persuadee	ok I will donate .50 cents I feel compelled to help out.
Persuader	Your donation is greatly appreciated!
Persuadee	I think they will do the right thing with the money they receive.

Table 11: A dialog example from P4G training set.

Policy Index	Representative Utterances
5	<p>(i) Hey there! I'm here for you. How are you holding up today?</p> <p>(ii) Hi! I'm here to help. How are you feeling today?</p> <p>(iii) Hello! I'm doing well. How about you? How can I assist you today?</p>
14	<p>(i) I can understand how draining that must be. Can you give me an example of a recent argument you had?</p> <p>(ii) I can imagine how frustrating that must be. Can you give me an example of a recent situation where miscommunication happened?</p> <p>(iii) That sounds really challenging. Could you give me an example of a recent situation where miscommunication occurred?</p>
15	<p>(i) I can understand why you're feeling frustrated and upset. Misunderstandings can create conflict and make it difficult to find common ground. It's okay to feel this way, and it's important to find a way to address this issue. You're not alone in facing this kind of situation.</p> <p>(ii) It's completely normal to feel frustrated and stuck in a situation like this. It can be disheartening when you and your partner are unable to find a resolution or compromise. Remember that finding a middle ground may take time and open dialogue.</p> <p>(iii) That must be really tough. It's frustrating when your attempts to address the issues are met with defensiveness. Remember, you deserve to have your concerns taken seriously and find a solution that works for both of you.</p>
17	<p>(i) Feeling frustrated and wanting to improve the situation shows your dedication to your work. By addressing these misunderstandings, you're taking a positive step in creating a more harmonious and productive work environment.</p> <p>(ii) Feeling anxious due to misunderstandings is completely understandable. By addressing the issue directly, you're taking a positive step toward resolving the misunderstandings and fostering better collaboration.</p> <p>(iii) Feeling frustrated and wanting to improve the situation demonstrates your commitment to harmonious living. By addressing these misunderstandings, you're taking a positive step towards resolving the tension and creating a more comfortable home environment.</p>
19	<p>(i) I can understand why you would feel discouraged. Job hunting can be a stressful process, and facing rejection can be disheartening.</p> <p>(ii) I understand. Procrastination can be a common challenge, especially when faced with a demanding workload. It's okay to feel overwhelmed.</p> <p>(iii) I can imagine how disheartening and isolating that must feel. Building relationships takes time, and it's common to experience some initial challenges.</p>
20	<p>(i) That's a fantastic step! By putting yourself out there, you'll increase your chances of making meaningful connections. Remember, it takes time and effort, but it will get better.</p> <p>(ii) That's the spirit! Remember, new friendships take time to develop and grow, but with persistence and an open mind, you'll find your place in your new city. Patience is key.</p> <p>(iii) Exactly! It takes time to form strong connections, but with perseverance and an open mindset, you'll find your place within the team. Every interaction is an opportunity for growth.</p>

Table 12: Representative utterances for top-6 most frequent policies on ExTES.

Policy Index	Representative Utterances
6	<p>(i) Certainly! Save the Children focuses on various initiatives to improve the lives of children around the world. They provide access to quality education, healthcare, nutrition, and protection from violence and abuse. They also respond to emergencies and help build resilient communities.</p> <p>(ii) Certainly! Save the Children has a range of programs and initiatives focused on health and nutrition, education, child protection, and emergency response. They work to provide access to quality healthcare, improve educational opportunities, protect children from harm, and respond to humanitarian crises.</p> <p>(iii) Certainly! Save the Children works on various fronts to improve children’s lives. They provide access to education, healthcare, and nutrition, as well as safe spaces for children affected by conflicts and disasters. They also advocate for children’s rights and protect them from exploitation and violence.</p>
9	<p>(i) I am fine, thank you, Have you ever heard about the organization “Save the Children”?</p> <p>(ii) Not too bad. So have you heard of the charity Save the Children?</p> <p>(iii) I agree. Are you familiar with a charity called Save the Children?</p>
10	<p>(i) Hey, how’s it going?</p> <p>(ii) Hey, how are you doing?</p> <p>(iii) Hello. How are you?</p>
11	<p>(i) You’re very welcome! It’s inspiring to see your dedication and determination to make a positive impact on the lives of children. Together, we can create a better world for them. Thank you once again, and let’s continue to make a difference.</p> <p>(ii) Thank you for your heartfelt appreciation. It’s people like you who inspire us to continue our work and make a difference in the world. Together, we can create a brighter future for children in need. Thank you for being part of this important cause and for your generous support.</p> <p>(iii) You are absolutely right! Together, we can create a better future for these children. It is an honor to have you as part of this cause, and your support will bring hope and opportunity to children in need. Thank you once again for your generosity and dedication to Save the Children!</p>

Table 13: Representative utterances for top-4 most frequent policies on P4G.

System	Now enter the role-playing mode. In the following conversation, you will play as a therapist in a counseling conversation with a patient.
User	You are the therapist who is trying to help the patient reduce their emotional distress and help them understand and work through the challenges. Please reply with only one short and succinct sentence using the following dialogue strategy: [action.prompt.tokens] . Are you ready to play the game?
Assistant	Yes, I’m ready to play the game!
User	[situation]

Table 14: Prompts for assistant simulation of LDPP on ExTES.

System	Now enter the role-playing mode. In the following conversation, you will play as a Persuader who is trying to persuade the Persuadee to donate to a charity called Save the Children. Save the Children is head-quartered in London, and they work to help fight poverty around the world. Children need help in developing countries and war zones. Small donations like \$1 or \$2 go a long way to help.
	[conversation]
User	[user response] Please reply with only one short and succinct sentence using the following dialogue strategy: [action_prompt_tokens] .

Table 15: Prompts for assistant simulation of LDPP on P4G.

System	Now enter the role-playing mode. In the following conversation, you will play as a patient in a counseling conversation with a therapist.
User	You are the patient who is looking for the help from the therapist, because you have the emotional issue about [scene] and you describe your problem as '[description]'. Please reply with only one short and succinct sentence. Now tell me your issue.
Assistant	[situation]

Table 16: Prompts for user simulation on ExTES.

System	Now enter the role-playing mode. In the following conversation, you will play as a Persuadee. A Persuader is trying to persuade you to donate to a charity called Save the Children.
--------	--

Table 17: Prompts for user simulation on P4G.

System	Given a conversation between a Therapist and a Patient, please assess whether the Patient's emotional issue has been solved after the conversation.
User	You can only reply with one of the following sentences: A. No, the Patient feels worse. B. No, the Patient feels the same. C. No, but the Patient feels better. D. Yes, the Patient's issue has been solved.
	If you believe that the patient's problem has been resolved or the patient has realized how to solve the problem, please choose D. If you believe that the patient's problem has not been fully resolved, but his emotional issue has been somewhat alleviated compared to the last conversation turn, you can choose C. If you believe that the patient's emotional state has worsened compared to the last conversation turn, you can choose A. Otherwise, if the patient's emotional state remains unchanged, please choose B. The following is a conversation about [scene]: [conversation]
	Question: Has the Patient's issue been solved? Answer:

Table 18: Prompts for critic model on ExTES.

System	Given a conversation between a Persuader and a Persuadee, please assess whether the Persuadee has agreed to donate to Save the Children.
User	The following is a conversation: [conversation] Question: Has the Persuadee agreed to donate to Save the Children? You can only answer using the following sentences: A) The persuadee has explicitly refused. B) The persuadee remains neutral about donating. C) The persuadee has a positive attitude towards donating but hasn't decided yet. D) The persuadee has decided to donate. Answer:

Table 19: Prompts for critic model on P4G.

System	Now enter the role-playing mode. In the following conversation, you will play as a therapist in a counseling conversation with a patient.
User	You are the therapist who is trying to help the patient reduce their emotional distress and help them understand and work through the challenges. Please reply with only one short and succinct sentence. Are you ready to play the game?
Assistant	Yes, I'm ready to play the game!
User	[situation]

Table 20: Standard Prompts for assistant simulation on ExTES.

System	Now enter the role-playing mode. In the following conversation, you will play as a Persuader who is trying to persuade the Persuadee to donate to a charity called Save the Children. Save the Children is headquartered in London, and they work to help fight poverty around the world. Children need help in developing countries and war zones. Small donations like \$1 or \$2 go a long way to help. [conversation]
User	[user response] Please reply with only one short and succinct sentence.

Table 21: Standard Prompts for assistant simulation on P4G.

System	Assume you are the therapist. Given the conversation history, in order to help the patient reduce their emotional distress and help them understand and work through the challenges, please select the most appropriate dialogue strategy.
User	<p>You can only reply by selecting one of the following dialogue strategy to reach the goal:</p> <p>A) Question B) Self-disclosure C) Affirmation and Reassurance D) Providing Suggestions E) Reflection of feelings F) Information G) Restatement or Paraphrasing</p> <p>The following is the conversation history: [conversation] Question: Which one is the most appropriate dialogue strategy? Answer:</p>
System	Now enter the role-playing mode. In the following conversation, you will play as a therapist in a counseling conversation with a patient.
User	You are the therapist who is trying to help the patient reduce their emotional distress and help them understand and work through the challenges. Please reply with only one short and succinct sentence. [action prompt] Are you ready to play the game?
Assistant	Yes, I'm ready to play the game!

Table 22: Proactive prompts for assistant simulation on ExTES.

System	Assume you are the Persuader. Given the conversation history, in order to convince the persuadee to donate for charity, please select the most appropriate dialogue strategy.
User	<p>You can only reply by selecting one of the following dialogue strategies to reach the goal:</p> <p>A) Logical appeal B) Emotion appeal C) Credibility appeal D) Task-related inquiry E) Proposition of donation F) Greeting.</p> <p>The following is the conversation history: [conversation] Question: Which one is the most appropriate dialogue strategy? Answer:</p>
System	Now enter the role-playing mode. In the following conversation, you will play as a Persuader who is trying to persuade the Persuadee to donate to a charity called Save the Children. Save the Children is headquartered in London, and they work to help fight poverty around the world. Children need help in developing countries and war zones. Small donations like \$1 or \$2 go a long way to help.
	[conversation]
User	[user response] Please reply with only one short and succinct sentence. [action prompt]

Table 23: Proactive prompts for assistant simulation on P4G.

System	Assume you are the therapist. Given the conversation history, in order to help the patient reduce their emotional distress and help them understand and work through the challenges, please analyze the current therapy progress and the patient’s emotional state in a concise summary. The following is the conversation history: [conversation] Please generate a short and succinct analysis.
System	Assume you are the therapist. Given the conversation history and concise analysis on this conversation, in order to help the patient reduce their emotional distress and help them understand and work through the challenges, please select only one of the following dialogue strategies: Question, Self-disclosure, Affirmation and Reassurance, Providing Suggestions, Reflection of feelings, Information, Restatement or Paraphrasing.
User	The following is the conversation history: [conversation] And the following is the concise analysis on this conversation: [analysis] Question: Which one is the most appropriate dialogue strategy? You can only answer using the following strategies: A) Question B) Self-disclosure C) Affirmation and Reassurance D) Providing Suggestions E) Reflection of feelings F) Information G) Restatement or Paraphrasing. Answer:
System	Now enter the role-playing mode. In the following conversation, you will play as a therapist in a counseling conversation with a patient.
User	You are the therapist who is trying to help the patient reduce their emotional distress and help them understand and work through the challenges. Please reply with only one short and succinct sentence. [action prompt] Are you ready to play the game?
Assistant	Yes, I’m ready to play the game!

Table 24: ProCoT prompts for assistant simulation on ExTES.

System	Assume you are the Persuader. Given the conversation history, in order to convince the persuadee to donate for charity, please analyze the current persuasion progress and the persuadee’s emotional state in a concise summary. The following is the conversation history: [conversation] Please generate a short and succinct analysis.
System	Assume you are the Persuader. Given the conversation history and concise analysis on this conversation, in order to convince the persuadee to donate for charity, please select only one of the following dialogue strategies: Logical appeal, Emotion appeal, Credibility appeal, Task-related inquiry, Proposition of donation, Greeting.
User	The following is the conversation history: [conversation] And the following is the concise analysis on this conversation: [analysis] Question: Which one is the most appropriate dialogue strategy? You can only answer using the following strategies: A) Logical appeal B) Emotion appeal C) Credibility appeal D) Task-related inquiry E) Proposition of donation F) Greeting Answer:
System	Now enter the role-playing mode. In the following conversation, you will play as a Persuader who is trying to persuade the Persuadee to donate to a charity called Save the Children. Save the Children is headquartered in London, and they work to help fight poverty around the world. Children need help in developing countries and war zones. Small donations like 1or2 go a long way to help. [conversation]
User	[user response] Please reply with only one short and succinct sentence. [action prompt]

Table 25: ProCoT prompts for assistant simulation on P4G.

System	Now enter the role-playing mode. In the following conversation, you will play as a coach in a counseling game. There will be a therapist and a patient talking about some emotional issues. Your task is to read the conversation between the therapist and the patient, then provide suggestions to the therapist about how to help the patient reduce their emotional distress and help them understand and work through the challenges.
User	Read the following conversation between the therapist and the patient, then give three suggestions to the therapist about how to help the patient reduce their emotional distress and help them understand and work through the challenges. Each suggestion should be only one short and succinct sentence. The following is the conversation: [conversation] Question: What are your suggestions? Answer:
System	Now enter the role-playing mode. In the following conversation, you will play as a therapist in a counseling conversation with a patient.
User	You are the therapist who is trying to help the patient reduce their emotional distress and help them understand and work through the challenges. Please reply with only one short and succinct sentence based on the following suggestion from a coach: [suggestions] You need to understand the coach’s suggestions and generate appropriate responses, but you cannot mention the existence of the coach during the conversation. Are you ready to play the game?
Assistant	Yes, I’m ready to play the game!

Table 26: ICL-AIF prompts for assistant simulation on ExTES.

System	Now enter the role-playing mode. In the following conversation, you will play as a coach in a persuasion game. There will be a persuader who is trying to persuade a persuadee for charity donation. There will be a persuader who is trying to persuade a persuadee for charity donation. Your task is to read the conversation between the persuader and the persuadee, then provide suggestions to the persuader about how to convince the persuadee to make a donation.
User	Read the following conversation between the persuader and the persuadee, then give three suggestions to the persuader about how to convince the persuadee to make a donation. Each suggestion should be only one short and succinct sentence. The following is the conversation: [conversation] Question: What are your suggestions? Answer:
System	”Now enter the role-playing mode. In the following conversation, you will play as a Persuader who is trying to persuade the Persuadee to donate to a charity called Save the Children. Save the Children is headquartered in London, and they work to help fight poverty around the world. Children need help in developing countries and war zones. Small donations like \$1 or \$2 go a long way to help. [conversation]
User	[user response] Please reply with only one short and succinct sentence based on the following suggestion from a coach: [suggestions] You need to understand the coach’s suggestions and generate appropriate responses, but you cannot mention the existence of the coach during the conversation.

Table 27: ICL-AIF prompts for assistant simulation on P4G.