

Lessons learned from the detection of wide companions by radial velocity and astrometry

Fabo Feng^{1,2,3,4*}, Guang-Yao Xiao^{1,2†}, Hugh R. A. Jones⁵, James S. Jenkins^{6,7}, Pablo Pena^{6,7},
Qinghui Sun^{1,2,3,4}

¹*Tsung-Dao Lee Institute, Shanghai Jiao Tong University, 1 Lisuo Road, Shanghai, 201210, China*

²*School of Physics and Astronomy, Shanghai Jiao Tong University, 800 Dongchuan Road, Shanghai, 200240, P.R. China*

³*Key Laboratory for Particle Physics, Astrophysics and Cosmology (Ministry of Education), 800 Dongchuan Road, Shanghai, 200240, P.R. China*

⁴*Shanghai Key Laboratory for Particle Physics and Cosmology, 800 Dongchuan Road, Shanghai, 200240, P.R. China*

⁵*Centre for Astrophysics Research, University of Hertfordshire, College Lane, AL10 9AB, Hatfield, UK*

⁶*Instituto de Estudios Astrofísicos, Facultad de Ingeniería y Ciencias, Universidad Diego Portales Santiago Av. Ejército 441*

⁷*Centro de Astrofísica y Tecnologías Afines (CATA) Santiago Casilla 36-D*

20 December 2024

ABSTRACT

The detection and constraint of the orbits of long-period giant planets is essential for enabling their further study through direct imaging. Recently, Venner et al. (2024) highlighted discrepancies between the solutions presented by Feng et al. (2022) and those from other studies, which primarily use orvara. We address these concerns by reanalyzing the data for HD 28185, GJ 229, HD 211847, GJ 680, HD 111031, and ϵ Ind A, offering explanations for these discrepancies. Based on a comparison between the methods used by Feng et al. (2022) and orvara, we find the discrepancies are primarily data-related rather than methodology-related. Our re-analysis of HD 28185 highlights many of the data-related issues and particularly the importance of parallax modeling for year-long companions. The case of ϵ Ind A b is instructive to emphasize the value of an extended RV baseline for accurately determining orbits of long period companions. Our orbital solutions highlight other causes for discrepancies between solutions including the combination of absolute and relative astrometry, clear definitions of conventions, and efficient posterior sampling for the detection of wide-orbit giant planets.

Key words: methods: statistical – methods: data analysis – techniques: radial velocities – Astrometry and celestial mechanics – stars: individual: HD 28185

1 INTRODUCTION

The detection and characterization of cold Jupiters have become feasible with high-precision data from radial velocity (RV) facilities, Gaia astrometry, and the imaging by the mid-infrared instrument (MIRI; Rieke et al. 2015) installed on the James Webb Space Telescope (JWST). As RV, astrometry, and imaging techniques all target planets around nearby stars, they can be used synergistically to gather more comprehensive information than each technique would individually provide.

Since Gaia’s second data release, several research groups have developed methods for jointly analyzing Hipparcos and Gaia data (Snellen & Brown 2018; Feng et al. 2019b; Kervella et al. 2019; Li et al. 2021; Xiao et al. 2023). One widely-used tool is orvara (Brandt et al. 2021a), which constrains reflex motion using the Hipparcos-Gaia catalog of Accelerations (HGCA; Brandt 2018, 2021). HGCA provides three proper motion values from the Hipparcos and Gaia catalogs, including the proper motions at the Hipparcos and Gaia reference epochs and the mean proper motion. Combined with htof (Brandt et al. 2021b), orvara can model the reflex motion’s orbit using Gaia epoch data from Gaia GOST and Hipparcos Intermediate Astrometric Data (IAD).

While Brandt et al. (2019) and Brandt (2021) transform raw Hipparcos and Gaia catalog data into proper motions, Feng et al. (2019b) (hereafter F19) and Feng et al. (2022) (hereafter F22) directly model the astrometric catalog data by applying five parameters for barycentric motion and seven parameters for reflex motion. The F19 method was later enhanced to model both Gaia DR2 and DR3 data (Feng et al. 2023) (hereafter F23), utilizing the Gaia Observation Forecast Tool (GOST). RV data primarily constrain five orbital parameters, while astrometric data help determine the inclination (I) and longitude of the ascending node (Ω). Instead of calibrating the Hipparcos and Gaia data a priori,

* E-mail: ffeng@sjtu.edu.cn

† E-mail: gyxiao_tdli@sjtu.edu.cn

the F19 and F23 methods use astrometric jitters and offsets to account for potential biases in the Hipparcos catalog and infer these parameters a posteriori.

Recently, [Venner et al. \(2024\)](#) (hereafter V24) argued that the method developed by F19 and applied in wide companion detections by F22 is unreliable, citing discrepancies between F22 and other studies. This paper addresses V24's criticisms, contending that these discrepancies stem not from methodological issues but from differences in datasets and conventions, insufficient posterior sampling, partial radial velocity coverage, and the influence of short-period companions. With partial RV coverage of the orbital phase of long-period planets, degeneracies may arise between mass, orbital period, and eccentricity. These degeneracies can be resolved by incorporating relative astrometry, extending the RV baseline, and ensuring adequate posterior sampling.

This paper is structured as follows: In Section 2, we compare the F19 method and its updated implementation with *orvara*. Next, we reanalyze the HD28185 data and compare our findings with those in V24 (Section 3). We then address discrepancies between F22 and other studies in Section 4. We also examine the case of eps Ind A b to highlight key lessons in Section 5. Finally, we present our discussion and conclusions in Section 6.

2 COMPARISON OF DIFFERENT METHODS

Upon examining the differences between *orvara* and the F19 method, we agree with V24 that the two approaches are nearly equivalent. The key distinction is that F19 uses astrometric jitter to account for systematic bias, while *orvara* employs calibrated HGCA data. We define \mathbf{r}_H and \mathbf{r}_G as the reference position vectors for Hipparcos and Gaia, respectively, with $\boldsymbol{\mu}_H$ and $\boldsymbol{\mu}_G$ as the corresponding proper motions, and $\boldsymbol{\mu}_{HG}$ as the mean proper motion, calculated as $(\mathbf{r}_G - \mathbf{r}_H)/\Delta T$, where $\Delta T = t_G - t_H$ is the interval between Hipparcos and Gaia reference epochs. Both positions and proper motions are utilized in the F19 method.

For convenience, we define \mathbf{r}_0 and $\boldsymbol{\mu}_b$ as the barycentric position at the Hipparcos reference epoch and the barycentric proper motion. Additionally, we define $\boldsymbol{\mu}_X^r$ and \mathbf{r}_X^r as the proper motion and position at epoch X , which could be either Gaia (G) or Hipparcos (H) epochs. The position model is thus:

$$\mathbf{r}_H = \mathbf{r}_0 + \mathbf{r}_H^r, \quad (1)$$

$$\mathbf{r}_G = \mathbf{r}_0 + \boldsymbol{\mu}_b \Delta T + \mathbf{r}_G^r. \quad (2)$$

The difference $\mathbf{r}_G - \mathbf{r}_H$, when divided by ΔT , yields:

$$\hat{\boldsymbol{\mu}}_{HG} \equiv \frac{\mathbf{r}_G - \mathbf{r}_H}{\Delta T} = \boldsymbol{\mu}_b + \frac{\mathbf{r}_G^r - \mathbf{r}_H^r}{\Delta T}. \quad (3)$$

By setting $\boldsymbol{\mu}_{HG} \equiv \frac{\mathbf{r}_G^r - \mathbf{r}_H^r}{\Delta T}$, we obtain:

$$\hat{\boldsymbol{\mu}}_{HG} = \boldsymbol{\mu}_b + \boldsymbol{\mu}_{HG}, \quad (4)$$

matching the model for observed mean proper motion $\boldsymbol{\mu}_{HG,o}$ as defined by [Brandt et al. \(2021a\)](#). Both F19 and *orvara* model Gaia and Hipparcos proper motions, $\boldsymbol{\mu}_G$ and $\boldsymbol{\mu}_H$, similarly, making them equivalent for orbit constraints, though F19 can also yield barycentric positions at reference epochs.

Both methods share a limitation in that they cannot resolve the degeneracy between $\pi - I$ and I , leading to two possible inclination solutions, one for a retrograde and one for a prograde orbit. This ambiguity is illustrated in Fig. 1 by two face-on circular orbits. In *orvara*, the observed quantities $\boldsymbol{\mu}_{H,o}$, $\boldsymbol{\mu}_{G,o}$, and $\boldsymbol{\mu}_{HG,o}$ help constrain the reflex motion components $\boldsymbol{\mu}_H$, $\boldsymbol{\mu}_G$, and $\boldsymbol{\mu}_{HG}$ as well as the barycentric proper motion $\boldsymbol{\mu}_b$. For a circular orbit, where the orbital period is primarily constrained by RV data, the radius of the orbital path is fixed. Thus, for a circular and face-on orbit, $\boldsymbol{\mu}_{H,o}$ and $\boldsymbol{\mu}_{G,o}$ primarily determine the direction of orbital motion, while $\boldsymbol{\mu}_{HG,o}$ constrains $\boldsymbol{\mu}_{HG}$. With two identical orbital circles that intersect two fixed points (i.e. D and F in Fig. 1), two orbital solutions can result, representing either rotation direction when using *orvara* or F19 methods.

To resolve the inclination or rotation degeneracy, one can utilize data from both Gaia DR2 and DR3, along with Hipparcos, to better constrain orbits. In the simplest case illustrated in Fig. 1, a circular orbit can be uniquely determined with three fixed points in 2D space. As shown in Fig. 1, an additional point is needed to distinguish between the two solutions represented by the blue and black circles. This approach is demonstrated by comparing the orbital solutions for HD 222237 b provided by the F23 and *orvara* methods ([Xiao et al. 2024](#)). An additional advantage of the F23 method over both F19 and *orvara* is its ability to model the parallax contribution to abscissae using GOST, while simultaneously fitting both barycentric motion and reflex motion models to data from Hipparcos and multiple Gaia data releases.

3 ORBITAL ANALYSIS OF HD 28185

HD 28185 is a G-type star ([Gray et al. 2006](#)) hosting at least two substellar companions, designated HD 28185 b and c. While prior studies, including V24 and F22, concur on the minimum masses and orbital parameters for the inner planet HD 28185 b ([Santos et al. 2001](#); [Minniti et al. 2009](#); [Wittenmyer et al. 2009](#); [Stassun et al. 2017](#); [Rosenthal et al. 2021](#)), they differ in their interpretations of HD 28185 c. F22, using a combined analysis of RV and Hipparcos-Gaia astrometry, arrives at an orbital solution for HD 28185 c similar to that based on RV data

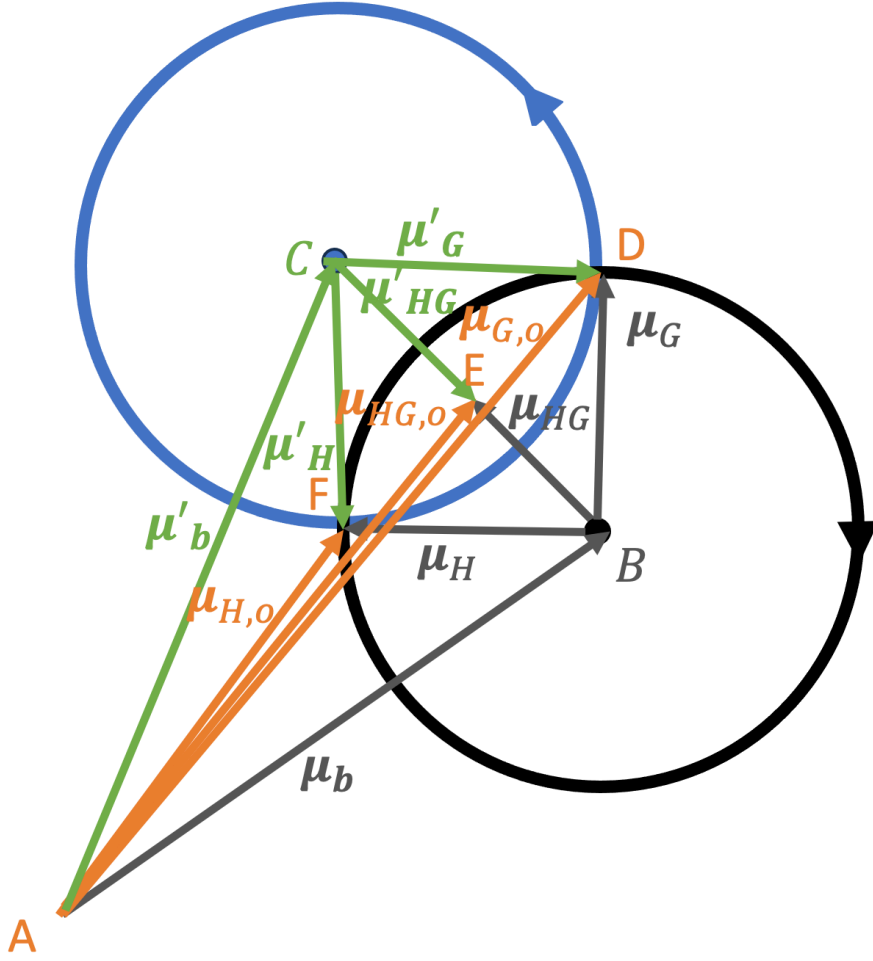


Figure 1. Schematic view of the two orbital solutions in proper motion space. The black and blue circles with directed arrows represent two equivalent orbital solutions. Grey and green vectors denote the proper motion vectors associated with stellar reflex motion, constrained by the observed proper motion vectors shown in orange. Point A marks the origin of the coordinate system, while B and C represent the barycenters for the two solutions. The vectors $\overline{AD} \equiv \mu_{G,o}$ and $\overline{AF} \equiv \mu_{H,o}$ denote the observed proper motions at the Gaia and Hipparcos reference epochs, respectively, and $\overline{AE} \equiv \mu_{HG,o}$ represents the observed mean motion calculated from the positional difference between Hipparcos and Gaia. $\overline{BD} \equiv \mu_G$ and $\overline{CD} \equiv \mu_H$ indicate the stellar position relative to the barycenter at the Gaia and Hipparcos reference epochs, respectively. μ_{HG} is the proper motion derived from the positions of the reflex motion at the Gaia and Hipparcos epochs. Quantities with a prime symbol correspond to the alternate solution.

alone from Rosenthal et al. (2021). V24, however, presents a contrasting solution, with significant differences highlighted in fig. 4 of V24. This discrepancy likely arises from two main factors.

First, F22 and V24 use different RV datasets. Unlike V24, F22 omits the CORALIE (Udry et al. 2000) data collected before JD2452500, leading to a baseline about 700 d shorter than V24. The CORALIE data show a negative RV trend before a turnaround around JD2452000 (see panel (a) of Fig. 2). Because this turning point provides a strong constraint on the orbital period in V24, both F22 and Rosenthal et al. (2021) determine a longer orbital period and higher mass for HD 28185 c without long enough RV baseline to resolve this turning point. In this case, Hipparcos-Gaia astrometry offers limited constraint on the period due to mass-period degeneracy in the astrometric signal.

Second, the presence of a year-long inner planet complicates the astrometric fit. As noted by V24, the inner companion induces an astrometric signal of at least 0.14 mas, comparable to the outer companion’s influence. Additionally, the 9000-day orbital period derived for HD 28185 c by V24 closely aligns with the 24.75-year Hipparcos-Gaia baseline, which could significantly diminish the observed astrometric signal if this solution is accurate.

V24 argue that the inner planet’s orbital period, being similar to Earth’s annual motion, would cause its astrometric effect to average out over the Gaia and Hipparcos observation spans. While this may hold for the differences in proper motion and position between Hipparcos and Gaia, it does not apply to parallax. The discrepancy between the Hipparcos parallax (23.62 ± 0.87 mas) and Gaia DR3 parallax (25.48 ± 0.02 mas)—a difference of about 2σ —suggests a bias possibly introduced by the inner companion. Notably, Gaia DR2 gives a parallax of 25.36 ± 0.04 mas, differing from the Gaia DR3 value by about 3σ .

We apply the F23 method, which accounts for the astrometric signal of the inner companion, to analyze data from Gaia DR2, DR3,

and Hipparcos (collectively referred to as “HG23”). We use RV data from CORALIE along with RV data from the Carnegie Planet Finder Spectrograph (PFS; Crane et al. 2010), the High-Resolution Spectrograph (HRS; Tull 1998) on the Hobby-Eberly Telescope (HET; Ramsey et al. 1998), the Magellan Inamori Kyocera Echelle (MIKE) spectrograph (Bernstein et al. 2003), and the High Accuracy Radial velocity Planet Searcher (HARPS; Pepe et al. 2000).

Using the F23 method, we analyze the data and present two solutions: one including the inner companion’s astrometric signal (Model 1) and one excluding it (Model 2). Additionally, we include V24’s solution (their Model 1) in Table 1. The corresponding fitting results for Model 1 are displayed in Fig. 2 and Fig. 3, while the astrometric fitting results for Model 2 are shown in Fig. 4.

As shown in Figs. 3, the inner companion induces a significant parallax offset of approximately 0.4 mas, consistent with the observed discrepancies among Hipparcos, Gaia DR2, and DR3. This contribution from the inner companion to the total astrometric signal results in an improvement in the model’s fit, with an increase in the log-likelihood by 8.4. This corresponds to a decrease in the Bayesian Information Criterion (BIC) by 12, assuming two additional parameters (I_b and Ω_b) compared to the model that excludes the inner companion’s influence. The improvement in orbital fit is also evident in the comparison between models 1 and 2 applied to the Gaia DR2 and DR3 data (see Figs. 3 and 4).

Additionally, including the astrometric signal from the inner companion increases the uncertainties in the estimates of I_c and Ω_c (see Fig. B1). This is likely because some astrometric variation is attributed to the inner companion, reducing the signal-to-noise ratio for the outer companion. Despite these differences, models 1 and 2 produce nearly identical solutions for the other shared orbital parameters (see Fig. B1). Our two solutions for the outer companion are consistent with those presented in V24. Since V24 and *orvara* follow the first convention, while we use the astrometric convention defined in Feng et al. (2019a), our value of Ω differs from theirs by 180 deg.

While the use of both DR2 and DR3 does not fully resolve the I and $\pi - I$ degeneracy for the outer companion with a 25-year orbit, it provides a unique inclination solution for the inner companion, as shown in Table 1 and Fig. B1. This demonstrates the importance of using both Gaia DR2 (J2015.5) and DR3 (J2016.0) in uniquely determining the inclination of orbits with periods comparable to, or not much longer than, the half-year difference between the DR2 and DR3 reference epochs.

Based on the analyses above, we conclude that the discrepancy between the solutions for HD 28185 c reported by F22 and V24 is primarily due to differences in the RV data. A limited RV baseline can result in degeneracies between a companion’s mass and orbital period. These degeneracies may be mitigated by extending the RV baseline or incorporating relative astrometry data, as demonstrated by Philipot et al. (2023a) in their analysis of HD 211847. This issue will be explored in greater detail in the following sections.

4 OTHER DISCREPANCIES IN F22’S ORBITAL SOLUTIONS

Aside from our detailed worked example of HD28185 in the previous section, we also discuss several other targets illuminated by V24 as showing discrepancies between F22 and other studies. We divide the causes of discrepancies into four categories, including different conventions (section 4.1), insufficient posterior sampling (section 4.2), inner companions (section 4.3), and limited RV coverage (section 4.4). We will also address the mass-period degeneracy in section 4.5 and explore the anisotropic inclination distribution in section 4.6.

4.1 Different conventions

HD 38529 hosts at least two companions, HD 38529 has been studied by Benedict et al. (2010), Xuan et al. (2020), and F22. Using HST FGS data, Benedict et al. (2010) derived $I_c = 48.8 \pm 4.0$ deg and $\Omega_c = 37.8 \pm 8.2$ deg for the outer companion. In contrast, Xuan et al. (2020) report $I_c = 135_{-14}^{+8}$ deg and $\Omega_c = 217_{-19}^{+15}$ deg based on Hipparcos and Gaia data. Notably, HGCA-based methods often yield two solutions for I and Ω , mirrored around $I_c = 90$ deg (see fig. 3 of V24). V24 suggest adjusting (I_c, Ω_c) given by Benedict et al. (2010) to align with Xuan et al. (2020) considering their use of different conventions. Without this adjustment, Ω_c determined by Benedict et al. (2010) is consistent with F22’s $\Omega_c = 37.8_{-14.9}^{+16.2}$ deg, and I_c estimated by Xuan et al. (2020) differs from F22’s $104.6_{-8.7}^{+6.4}$ deg by 2σ .

Considering that *orvara* uses the first convention defined in Feng et al. (2019a) and F22 use the third convention (or astrometric convention) defined in Feng et al. (2019a), the longitude of ascending nodes given by F22 and *orvara* differ by 180 deg. This difference in convention explains the so-called 11σ discrepancy in Ω reported by F22 and Xuan et al. (2020).

4.2 Insufficient posterior sampling

14 Her, with two wide companions, has been studied by Bardalez Gagliuffi et al. (2021), who derived inclinations of $32.7_{-3.2}^{+5.3}$ deg and 101_{-33}^{+31} deg using HGCA data analyzed with *orvara*. Benedict et al. (2023) found inclinations of 35.7 ± 3.2 deg and 82 ± 14 deg for 14 Her b and c, while F22 reported 144_{-3}^{+6} deg and 120_{-29}^{+6} deg. Missing the alternative inclination solution for 14 Her b from Bardalez Gagliuffi et al. (2021) (147.3 deg) creates an apparent discrepancy, yet this solution is consistent with F22’s value. Such insufficient posterior sampling for inclination occurs in many *orvara*-based studies and F22. Therefore, it is crucial for future studies to consider multiple initial parameters and employ a wider range of posterior samplers to thoroughly explore the posterior distribution.

Table 1. Parameters for HD 28185 system. Model 1 includes the astrometric contribution from the inner planet HD 28185 b, while Model 2 ignores it. Values in brackets represent alternative solutions.

Parameter	Model 1		Model 2		V24	
	HD 28185 b	HD 28185 c	HD 28185 b	HD 28185 c	HD 28185 b	HD 28185 c
Fitted Parameter						
Orbital period P (day)	$385.858^{+0.054}_{-0.055}$	9229^{+331}_{-222}	$385.859^{+0.053}_{-0.052}$	9236^{+319}_{-222}	$385.92^{+0.06}_{-0.07}$	9090^{+460}_{-390}
RV semi-amplitude K (m s^{-1})	$163.67^{+0.74}_{-0.71}$	$52.8^{+2.8}_{-2.4}$	$163.67^{+0.71}_{-0.73}$	$52.7^{+3.0}_{-2.3}$	$164.8^{+0.09}_{-0.09}$	$53.3^{+5.1}_{-4.7}$
Eccentricity e	$0.0634^{+0.0030}_{-0.0030}$	$0.140^{+0.024}_{-0.026}$	$0.0634^{+0.0029}_{-0.0030}$	$0.139^{+0.023}_{-0.024}$	$0.063^{+0.004}_{-0.004}$	$0.15^{+0.04}_{-0.04}$
Argument of periastron ^a ω (deg)	$358.4^{+2.8}_{-2.7}$	$148.4^{+4.5}_{-5.1}$	$358.4^{+2.7}_{-2.7}$	$148.2^{+4.5}_{-5.3}$	$355.1^{+3.9}_{-3.9}$	162^{+8}_{-8}
Mean anomaly at JD2451463 M_0 (deg)	$341.3^{+2.8}_{-2.9}$	$6.7^{+10}_{-4.9}$	$341.3^{+2.8}_{-2.9}$	$6.7^{+10}_{-4.8}$	—	—
Inclination I (deg)	$156.5^{+6.1}_{-9.5}$	$73.0^{+10}_{-8.4}$ ($109.5^{+9.1}_{-12}$)	—	$64.9^{+7.2}_{-5.9}$ ($111.8^{+6.8}_{-10}$)	—	66^{+11}_{-9} (114^{+9}_{-11})
Longitude of ascending node ^b Ω (deg)	28^{+29}_{-22}	107^{+19}_{-22} (40^{+28}_{-27})	—	93^{+13}_{-14} (-5^{+17}_{-13})	—	271^{+15}_{-21} (178^{+18}_{-14})
Derived Parameter						
Orbital period P (yr)	$1.05642^{+0.00015}_{-0.00015}$	$25.27^{+0.91}_{-0.61}$	$1.05643^{+0.00014}_{-0.00014}$	$25.29^{+0.87}_{-0.61}$	$1.0566^{+0.0002}_{-0.0002}$	$24.9^{+1.3}_{-1.1}$
Semi-major axis a (au)	$1.0282^{+0.0063}_{-0.0064}$	$8.54^{+0.21}_{-0.14}$	$1.0285^{+0.0063}_{-0.0064}$	$8.54^{+0.20}_{-0.15}$	$1.034^{+0.006}_{-0.006}$	$8.50^{+0.29}_{-0.26}$
Companion mass ^c m (M_{Jup})	$13.3^{+5.0}_{-3.9}$	$5.68^{+0.44}_{-0.36}$	—	$5.90^{+0.41}_{-0.38}$	—	$6.0^{+0.6}_{-0.6}$
Periastron epoch $T_p - 2450000$ (JD)	$1097.0^{+3.2}_{-3.0}$	1293^{+126}_{-262}	$1097.0^{+3.1}_{-3.0}$	1290^{+124}_{-269}	$1870.2^{+4.5}_{-4.5}$	10790^{+350}_{-280}
Barycentric Offset						
α^* offset $\Delta\alpha^*$ (mas)	$1.07^{+0.16}_{-0.22}$ ($0.65^{+0.36}_{-0.52}$)	—	$1.28^{+0.12}_{-0.11}$ ($-0.22^{+0.41}_{-0.30}$)	—	—	—
δ offset $\Delta\delta$ (mas)	$-0.50^{+0.48}_{-0.37}$ ($0.95^{+0.23}_{-0.45}$)	—	$-0.19^{+0.35}_{-0.31}$ ($1.23^{+0.13}_{-0.11}$)	—	—	—
μ_{α^*} offset $\Delta\mu_{\alpha^*}$ (mas yr^{-1})	$-0.107^{+0.022}_{-0.024}$	—	$-0.103^{+0.024}_{-0.023}$	—	—	—
μ_{δ} offset $\Delta\mu_{\delta}$ (mas yr^{-1})	$-0.098^{+0.017}_{-0.017}$	—	$-0.094^{+0.018}_{-0.018}$	—	—	—
ϖ offset $\Delta\varpi$ (mas)	$0.280^{+0.090}_{-0.081}$	—	$0.017^{+0.021}_{-0.021}$	—	—	—
Instrumental Parameter						
RV offset for CORALIE (m s^{-1})	$50306.4^{+3.4}_{-3.4}$	—	$50306.3^{+3.6}_{-3.3}$	—	$50305.9^{+8.2}_{-8.2}$	—
RV offset for HARPSpre (m s^{-1})	$71.8^{+1.7}_{-2.6}$	—	$71.8^{+1.6}_{-2.5}$	—	$75.6^{+4.0}_{-4.3}$	—
RV offset for HRS (m s^{-1})	$93.7^{+2.2}_{-2.8}$	—	$93.7^{+2.2}_{-2.8}$	—	$95.1^{+4.3}_{-4.4}$	—
RV offset for PFS (m s^{-1})	$-48.6^{+1.9}_{-2.6}$	—	$-48.7^{+2.0}_{-2.6}$	—	$-31.5^{+4.0}_{-4.2}$	—
RV offset for KECK (m s^{-1})	$89.4^{+1.9}_{-2.6}$	—	$89.4^{+2.0}_{-2.6}$	—	—	—
RV offset for MIKE (m s^{-1})	$53.1^{+1.7}_{-2.6}$	—	$53.1^{+1.7}_{-2.5}$	—	$55.3^{+4.6}_{-4.9}$	—
RV jitter for CORALIE (m s^{-1})	$9.7^{+2.0}_{-1.7}$	—	$9.6^{+2.0}_{-1.7}$	—	$9.0^{+2.1}_{-1.8}$	—
RV jitter for HARPSpre (m s^{-1})	$5.7^{+1.9}_{-1.3}$	—	$5.7^{+2.1}_{-1.3}$	—	$6.0^{+2.3}_{-1.6}$	—
RV jitter for HRS (m s^{-1})	$1.6^{+1.6}_{-1.2}$	—	$1.6^{+1.6}_{-1.1}$	—	$1.8^{+1.7}_{-1.2}$	—
RV jitter for PFS (m s^{-1})	$3.95^{+0.69}_{-0.56}$	—	$3.95^{+0.69}_{-0.57}$	—	$4.1^{+1.0}_{-0.7}$	—
RV jitter for KECK (m s^{-1})	$1.21^{+0.37}_{-0.36}$	—	$1.21^{+0.38}_{-0.35}$	—	—	—
RV jitter for MIKE (m s^{-1})	$12.3^{+3.3}_{-2.7}$	—	$12.3^{+3.3}_{-2.6}$	—	$12.2^{+3.4}_{-2.6}$	—
Jitter for hipparcos J^{hip} (mas)	$2.01^{+0.52}_{-0.54}$	—	$2.03^{+0.51}_{-0.51}$	—	—	—
Error inflation factor S^{gaia}	$1.079^{+0.076}_{-0.054}$	—	$1.150^{+0.081}_{-0.076}$	—	—	—

^a The argument of periastron of the stellar reflex motion, differing by π with planetary orbit, i.e., $\omega_p = \omega + \pi$.

^b The values of Ω should be increased by 180 deg for comparison with those reported by V24.

^c The stellar mass of $0.974 \pm 0.018 M_{\odot}$ is adopted from V24 and is assigned a Gaussian prior.

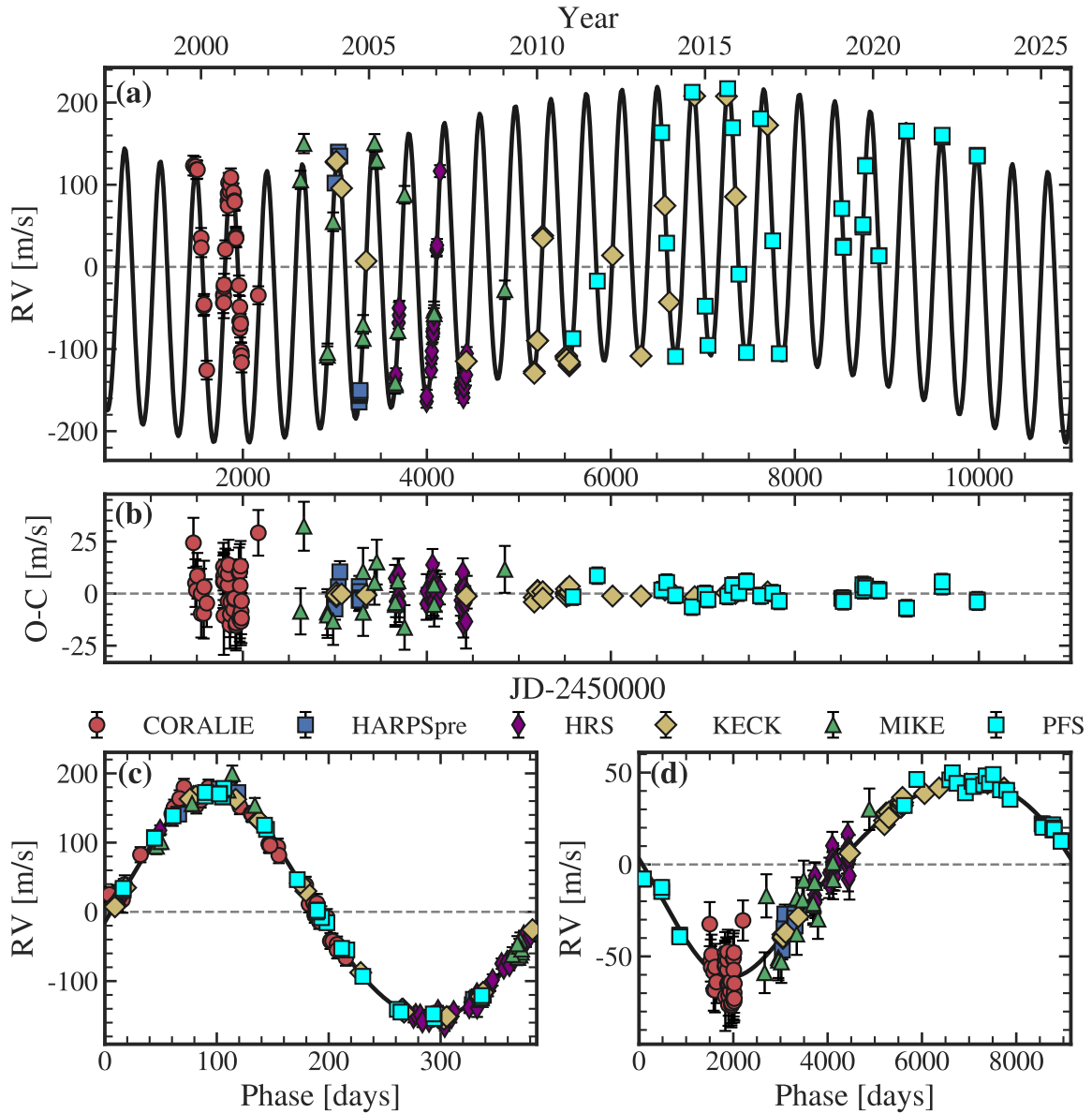


Figure 2. RV+HG23 fits to HD 28185 RVs from Model 1. Panel (a) shows the best-fit Keplerian orbit (thick black line) to the RV measurements and Panel (b) show their residuals. Panel (c) shows the phase-folded orbit of the inner planet HD 28185 b, with the signal of the outer planet HD 28185 c being subtracted. Likewise, Panel (d) shows the phase-folded orbit of HD 28185 c after correcting the signal of HD 28185 b.

4.3 Inner companions

GJ 229 B is a well-known brown dwarf analyzed by [Brandt et al. \(2020\)](#), [Brandt et al. \(2021c\)](#), and F22. V24 noted that F22’s estimated mass of $60.4^{+2.3}_{-2.4} M_{\text{Jup}}$ is lower than the $71.4 \pm 0.6 M_{\text{Jup}}$ given by [Brandt et al. \(2021c\)](#), likely because F22 accounted for RV variations from two inner planets with periods of approximately 120 and 520 days ([Feng et al. 2020](#)), while other studies did not. Therefore, accurate model inference or determination of the number of planetary signals is necessary to obtain consistent orbital solutions.

4.4 Limited RV coverage

HD 62364 hosts at least one wide companion, HD 62364 has been examined by F22 and others ([Feng et al. 2022](#); [Xiao et al. 2023](#); [Frensch et al. 2023](#); [Philipot et al. 2023a](#)). While F22 identified two companions using HARPS data before 2019, subsequent studies with additional HARPS data found only one. The detection of F22 is likely indicative of a local maximum in the posterior distribution caused by RV jitter, highlighting the critical need for extended RV observations, as also emphasized by [Wittenmyer et al. \(2012\)](#).

HD 211847, GJ 680 and HD 111031 host low-mass stellar companions identified through imaging [Moutou et al. \(2017\)](#); [Ward-Duong et al. \(2015\)](#); [Gonzales et al. \(2020\)](#); [Dalba et al. \(2021\)](#). F22 initially classified them as brown dwarfs due to RV-only data, though recent

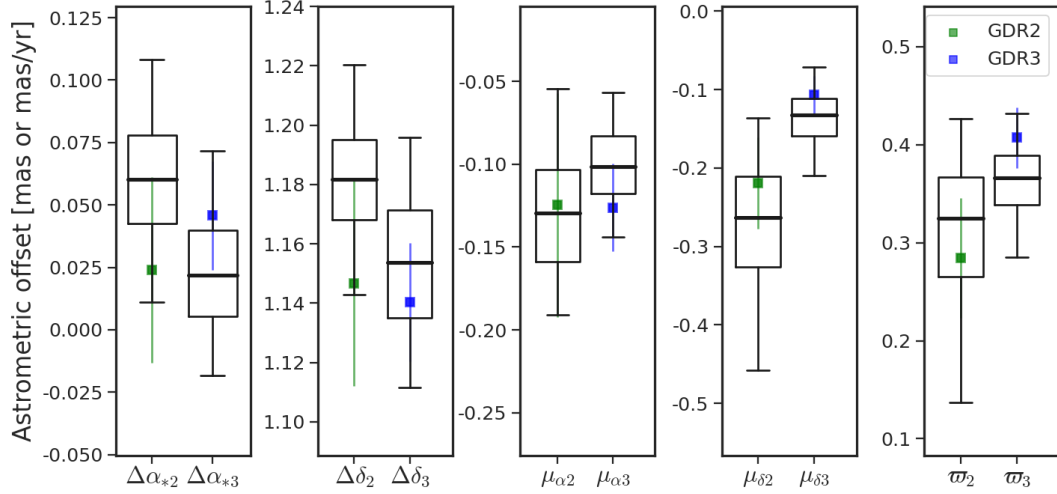


Figure 3. Comparing the five-parameter astrometry of the model 1 prediction to GDR2 and GDR3 astrometry. The barycentric motion of the HD 28185 system has been subtracted for both catalog Gaia data (square) and the predictions (boxplot). The inner thick line, edge of box, and whisker respectively denote the median, 1σ uncertainty and 3σ uncertainty. The uncertainty is the product of the observed uncertainty and the error inflation factor. The subscripts of the label of the x-axis correspond to the Gaia release number.

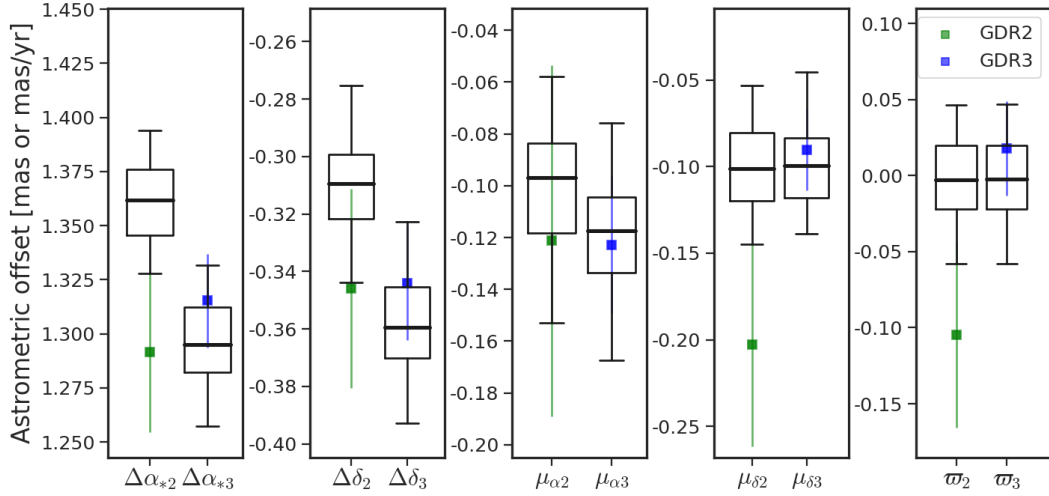


Figure 4. Comparing the five-parameter astrometry of the model 2 prediction to GDR2 and GDR3 astrometry. Symbols are the same as Fig. 3.

studies including relative astrometry identified them as low-mass stars (Philipot et al. 2023a,b). Without relative astrometry from imaging data, Philipot et al. (2023a) acknowledge that they cannot obtain the correct solution using only RV and absolute astrometry, due to the limited RV time span.

Using relative and absolute astrometry alongside RV data from Philipot et al. (2023a,b), we derive orbital solutions for HD 211847 B, GJ 680 B, and HD 111031 B using both the F23 and *orvara* methods (Table A1; Figs. B3–B5). For HD 211847, we added 51 HARPS RVs from the ESO archive to the RV dataset used in Philipot et al. (2023a,b).

The solutions for HD 211847 B derived using F23 and *orvara* are consistent with each other and with the solution provided by Philipot et al. (2023a) within 2σ . For GJ 680 B, while the F23 and *orvara* solutions are consistent, the F23 solution exhibits significantly smaller uncertainty, likely due to the incorporation of Gaia DR2 data. Similarly, the F23 and *orvara* solutions for HD 111031 B are consistent within 1σ , as illustrated in Fig. B5.

Table 2. Parameters given in various studies for eps Ind A b and the data used by them.

ΔT_{rv}^a yr	Astrometry	Imaging	Method	m_b M_{Jup}	P_b yr	e_b	I_b deg	Ω_b deg	Reference
24.8	HG2	—	F19	$3.25^{+0.39}_{-0.65}$	$45.20^{+5.74}_{-4.77}$	$0.26^{+0.07}_{-0.03}$	$64.25^{+13.80}_{-6.09}$	$250.20^{+14.72}_{-14.84}$	Feng et al. (2019b)
24.8	HG3	—	orvara-like ^b	3.0 ± 0.1	$29.9^{+0.7}_{-0.6}$	0.48 ± 0.01	91^{+4}_{-5}	58 ± 5	Philipot et al. (2023a)
24.8	HG23	—	F23	$2.96^{+0.41}_{-0.38}$	$42.92^{+6.38}_{-4.09}$	0.26 ± 0.04	$84.41^{+9.36}_{-9.94}$	$243.38^{+14.36}_{-13.41}$	Feng et al. (2023)
29.2	HG3	MIRI+NEAR	orvara	$6.31^{+0.60}_{-0.56}$	—	$0.40^{+0.15}_{-0.18}$	103.7 ± 2.3	—	Matthews et al. (2024)
29.2	HG23	—	F23	$5.8^{+1.0}_{-1.0}$	162^{+59}_{-40}	$0.470^{+0.081}_{-0.10}$	99^{+11}_{-10}	$234.5^{+6.1}_{-7.3}$	Solution A
29.2	HG23	MIRI+NEAR	F23	$7.29^{+0.60}_{-0.61}$	180^{+32}_{-31}	$0.399^{+0.059}_{-0.076}$	$105.4^{+2.5}_{-2.4}$	$228.3^{+1.7}_{-1.6}$	Solution B

^a T_{rv} is the time span of all RV data sets.

^b The algorithm is largely based on orvara (Philipot et al. 2023a).

4.5 Mass-period degeneracy

A key reason behind the discrepancies is that RV trends induced by long-period companions mainly constrain the host star’s acceleration (g) due to the companion. For a companion of mass m on a circular orbit with semi-major axis a and inclination I , the RV acceleration is $g \propto m \sin I/a^2$. Thus, RV trends primarily constrain $m \sin I/a^2$, with astrometry from Hipparcos-Gaia contributing information on I and the longitude of the ascending node Ω . This limitation explains why values of m/a^2 reported by F22 align with other studies, despite different (m, a) values. However, longer RV coverage or relative astrometry is essential to constrain eccentric orbits and break the $m - a$ (or mass-period $m - P$) degeneracy. Even if relative astrometry is not available from direct imaging data, the null results from such imaging can still constrain the potential solutions for the companions (Mawet et al. 2019).

Our detailed comparison in Section 2 confirms that the F19 method used in F22 is equivalent to orvara. V24 suggested that the discrepancies in solutions are period-dependent. As discussed, in most cases, the root cause of discrepancies for long-period companions is the partial RV coverage rather than methodology. This “evolution” of solutions for long-period companions, as detailed in Section 5, largely arises from short RV baselines.

4.6 Inclination distribution

V24 also argued that inclination discrepancies for long-period companions result from the non-isotropic inclination distribution observed by Benedict et al. (2023). However, as shown in Benedict et al. (2023), neither the HST exoplanet sample nor F22’s sample follows the $\cos I$ -uniform distribution seen in the 6th Visual Binary Star Catalog (Hartkopf et al. 2001). This is because RV data, sensitive to $m \sin I$, favors high-inclination orbits, while astrometric signals inversely relate to inclination. Consequently, the inclination distribution for RV and astrometric detections differs from that of binaries with more prominent signals unaffected by detection limits.

5 EVOLUTION OF SOLUTIONS FOR EPS IND A B

Following initial indications of a potential wide-orbit companion in the RV data (Endl et al. 2002), continued efforts have been made to monitor and image this companion, culminating in the first successful image captured by Matthews et al. (2024) using JWST/MIRI. The imaging of this system was guided by combined analyses of RV and Hipparcos-Gaia data (Feng et al. 2019b; Philipot et al. 2023a; Feng et al. 2023). The solutions and data from these studies are summarized in Table 2.

In this work, we use the RV data collected by the Coudé Echelle Spectrometer Long Camera (LC) and the Very Long Camera (VLC) (Zechmeister et al. 2013), the ESO UV-visual echelle spectrograph (UVES; Dekker et al. 2000), and HARPS before (HARPSpre) and after (HARSPost) fibre change, and HARPS during covid pandemic (HARSPost2). The dataset of HARSPost2 were released by Barbieri (2023) which extends the time baseline to ~ 29 yr. We bin the data each night to eliminate the high-frequency signal.

Solution A and Solution B are derived respectively using the F23 method without and with direct imaging (DI) data. The DI data were collected by the VISIR/NEAR instrument (Pathak et al. 2021; Viswanath et al. 2021) at the Very Large Telescope (VLT) and the MIRI mounted in JWST. The RV data used in this study largely aligns with that of Matthews et al. (2024). However, the perspective acceleration has been subtracted from the LC and VLC RVs in accordance with the recommendations of Janson et al. (2009). Comparisons among F23, Solution A, and Solution B are illustrated in Fig. 5 and Fig. 6.

As shown in Table 2, the RV time span (ΔT_{rv}) is crucial for enhancing the accuracy of predictions derived from combined analyses of RV and astrometry. Solution A provides a predicted location for ϵ Ind A b consistent with observations, whereas Philipot et al. (2023a) and F23 (with a 24.8-year RV baseline) yield shorter-period solutions due to the limited RV time span (without HARSPost2 data), which does not

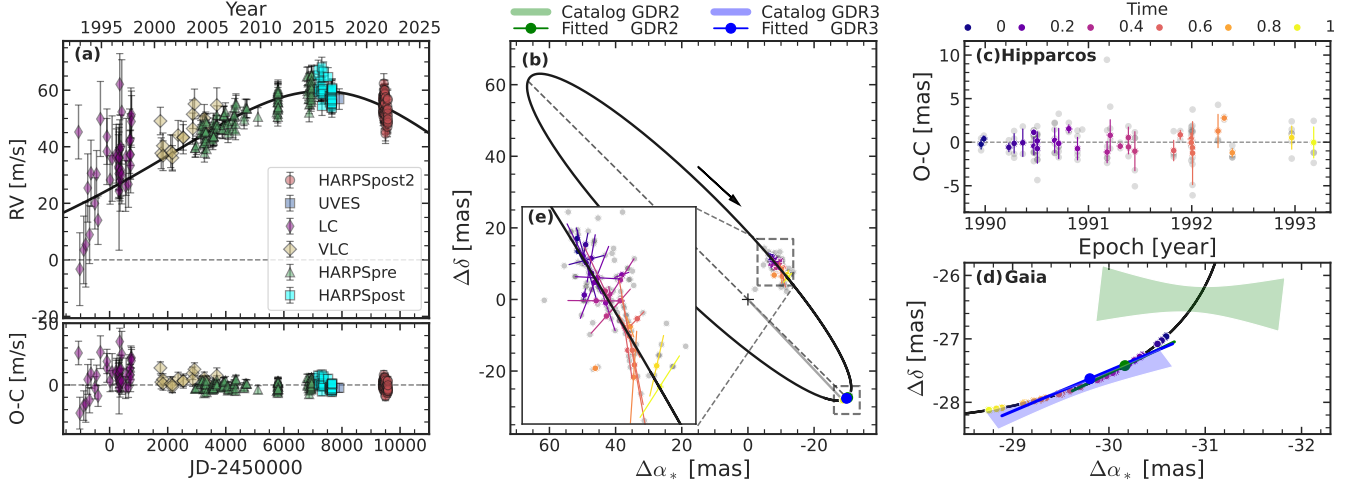


Figure 5. RV+HG23 fits to the RVs, Hipparcos, and Gaia astrometry of eps Ind A (Solution B). Panel (a) shows the RV curve, with the best-fit Keplerian orbit indicated by the thick black line. Residuals (O-C) between the observed RVs and the model are depicted below. Panel (b) plots the best-fit astrometric orbit of the star. The black dashed line inside the orbit connects the ascending node and the descending node. The plus symbol denotes the system’s barycenter, and the grey line connects it with the periapsis. The post-fit Hipparcos abscissa residuals are projected into the R.A. and decl. axes (grey dots) and have been binned into single points with colors. The brightness of these points gradually increases with observation time (the temporal baseline of each satellite is set to 1). The orientations of the error bars of each point denote the along-scan direction of Hipparcos. The arrow denotes the orientation of the orbital motion. Panel (c) shows the residual (O-C) of Hipparcos abscissa. Panel (c) and (d) are respectively the enlargement of the fitting to Hipparcos and Gaia astrometry. The former magnifies the square region of panel (b) which depicts the best fit to Gaia GOST data and the comparison between best-fit and catalog astrometry (positions and proper motions) at GDR2 and GDR3 reference epochs. The shaded regions represent the uncertainty of catalog positions and proper motions after removing the motion of the system’s barycenter. The two segments and their center dots (green and blue) represent the best-fit proper motion and position offsets induced by the planet for Gaia DR2 and DR3.

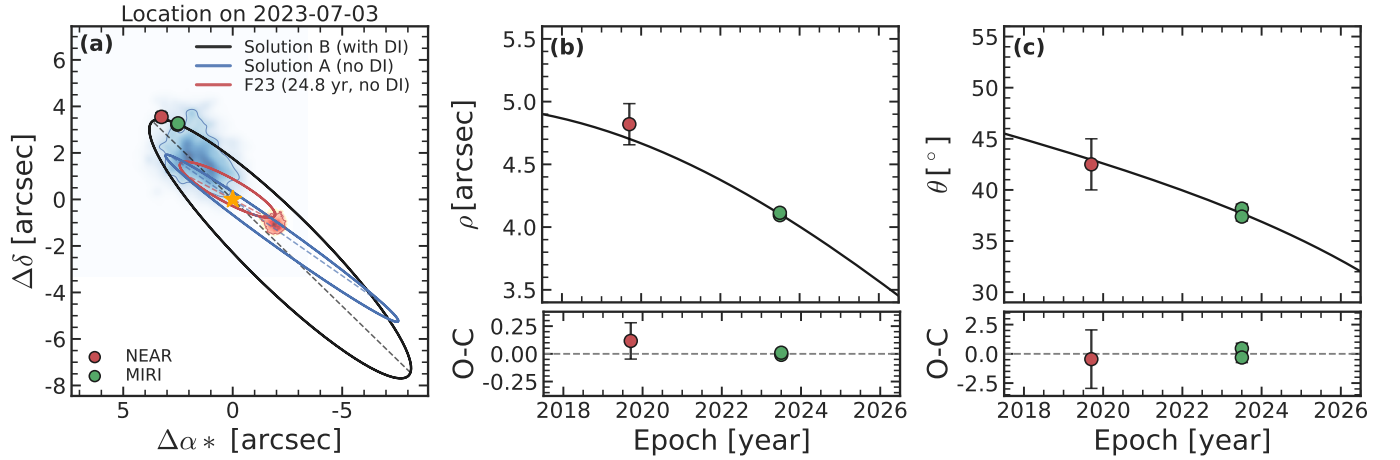


Figure 6. Comparison of the position of ϵ Ind A b as predicted by F23 with a 24.8-year RV baseline, Solution A, and Solution B, with the observed position from JWST/MIRI. The shade regions of Panel (a) denote the predicted location of the planet (1σ uncertainty) on July 3, 2023. Panel (b) and (c) respectively show the best fit of our Solution B to the relative separation (ρ) and position angle (θ).

fully capture the RV variation’s turn-over (see panel (a) of Fig. 5). When the RV baseline is short, the posterior sampler may also favor a shorter-period solution, interpreting red noise in the RV data as orbital curvature.

The comparison of the companion’s position, as predicted by F23 with a 24.8-year RV baseline, Solution A, and Solution B, against the true position observed by JWST/MIRI, is illustrated in Fig. 6. For simplicity, the solution provided by Philipot et al. (2023a) is not included in Fig. 6, though their predicted position is similar to that of F23. As demonstrated in Fig. 6 and summarized in Table 2, the discrepancy between the predicted and observed position of ϵ Ind A b is independent of the specific algorithm used (F19, F23, or orvara). This is particularly relevant for extremely long-period companions, where the RV data’s acceleration derivative must be substantial to resolve degeneracies among P , e , and m . As shown in Table 2, both orvara and F23 give consistent orbital solutions if using RV data with a 30-year baseline.

Compared to the solution provided by [Matthews et al. \(2024\)](#) and solution A, solution B incorporates all available RV data along with the HG23 data, resulting in an orbital solution with higher precision (see Table 2). Therefore, we recommend Solution B for future studies of this planet. The corresponding parameter table and corner plot are presented in Table A1 and Fig. B2 in the appendix.

6 CONCLUSION

In this work, we demonstrate that the F19 method is similar to *orvara*, with the difference being that the former models astrometric jitter a posteriori, while the latter uses calibrated HGCA data. Compared with F19 and *orvara*, the F23 method has the advantage of utilizing parallax and multiple Gaia data releases to constrain the orbits of short-period companions and resolve the degeneracy in I and Ω .

We revisit the orbital solution of HD 28185 using the method developed in [Feng et al. \(2023\)](#) and applied in [Xiao et al. \(2024\)](#). By incorporating the astrometric contribution from the inner planet, HD 28185 b, with its year-long orbit, we derive the inclination and absolute mass of the inner companion. This approach provides a better fit to the astrometric data from Hipparcos, Gaia DR2, and DR3 compared to V24's model that considers only the astrometric signal from the outer companion. This demonstrates the importance of simultaneously modeling both short-period and long-period companions in multi-companion systems, as well as the necessity of accounting for parallax in Gaia and Hipparcos data analysis when constraining year-long orbits. The discrepancy between F22 and V24 in the solution for HD 28185 c is likely due to the use of different RV data sets and insufficient posterior sampling.

We address V24's concerns regarding discrepancies between the solutions provided by F22 and other studies for HD 28185, HD 38529, 14 Her, HD 62364, GJ 229 B, HD 211847, GJ 680, and HD 111031. These discrepancies arise mainly for four reasons. First, the use of different conventions result in different values of Ω and I (e.g., HD 38529). In particular, the first and third conventions defined in [Feng et al. \(2019a\)](#) differs by 180 deg. Second, insufficient sampling of the double-peaked inclination posterior distribution leads to the discrepancy in the inclination given by various studies for 14 Her. This issue affects both F22 and many studies using *orvara*. Third, the inner companions would complicate the analyses of RV and astrometric data. The solutions with and without considering inner companions may lead to discrepancies (e.g., GJ 229 B). Fourth, discrepancies in orbital periods are primarily due to differences in the time span of RV data sets (e.g., HD 28185 and HD 211847). The estimation of periods for wide-orbit companions is highly sensitive to the RV baseline, and this type of discrepancy is data-dependent, regardless of the method used. Underestimations of companion mass for extremely long-period companions (e.g., GJ 229 B, HD 211847 B, GJ 680 B, and HD 111031 B) occur when using only RV and astrometry without incorporating relative astrometry from imaging. This leads to a degeneracy among orbital period, companion mass, and eccentricity, and can result in misinterpreting RV jitter as reflex motion. We reanalyze these systems with imaged stellar companions by modeling their photocentric motion and achieve consistent solutions using the F23 and *orvara* methods.

Using ϵ Ind A b as an example, we further emphasize the critical role of the RV baseline in precisely constraining companion mass and orbit. We compare solutions obtained with older and newer RV data, with and without using relative astrometry from JWST/MIRI and the imaging of ϵ Ind A b conducted by the New Earths in the α Cen Region experiment (NEAR). We conclude that discrepancies between various solutions are primarily due to partial RV coverage of the orbital phase, rather than differences in the methods used. A sufficient RV baseline is crucial for accurately estimating the mass and orbital parameters of companions with decades-long orbits.

Based on our investigation of the discrepancies and issues raised by V24, the following lessons are pertinent for future detections of long-period planets. First, caution is needed when reporting mass and orbital parameters for companions with decades-long orbits, especially when the RV coverage spans less than one-quarter of the full orbital period. However, if relative astrometry is available, the RV baseline can be shorter, provided the acceleration in the RV data is still significant. Second, adequate posterior sampling with multiple samplers using different initial parameters is essential to fully explore multi-modal posteriors and achieve consistent solutions (e.g., [Jin et al. 2024](#)). Third, the inclination degeneracy may be resolved by using multiple Gaia data releases, which is crucial for precisely determining the mutual inclination between multiple giant companions in a system. Finally, the conventions for orbital parameters should be clearly defined, as this is essential for future comparative and statistical studies.

Despite existing discrepancies in the solutions for long-period companions, the combined use of RV and astrometry has successfully guided the direct imaging of several giant planets, including AF Lep b ([Franson et al. 2023](#)), HIP 99770 ([Currie et al. 2023](#)), and ϵ Ind A b ([Matthews et al. 2024](#)). Therefore, we are optimistic about the future synergy between RV, astrometry, and direct imaging, particularly with the expected release of Gaia epoch data in DR4.

ACKNOWLEDGEMENTS

We sincerely thank Markus Janson and Johanna Teske for their valuable suggestions. This work is supported by the National Key R&D Program of China, No. 2024YFA1611800, by the National Natural Science Foundation of China (NSFC) under Grant No. 12473066, by the Shanghai Jiao Tong University 2030 Initiative, and by the China-Chile Joint Research Fund (CCJRF No. 2205). CCJRF is provided by Chinese Academy of Sciences South America Center for Astronomy (CASSACA) and established by National Astronomical Observatories, Chinese Academy of Sciences (NAOC) and Chilean Astronomy Society (SOCHIAS) to support China-Chile collaborations in astronomy. This work is partly based on observations collected at the European Organisation for Astronomical Research in the Southern Hemisphere under ESO programs: 108.22KV, 60.A-9036, 072.C-0488, 079.C-0681, 087.D-0511, 091.C-0844, 094.C-0894, 192.C-0852, 196.C-1006, 105.20MP.001, 108.2271.002 and 108.2271.003.

REFERENCES

- Barbieri M., 2023, [arXiv e-prints](#), p. [arXiv:2312.06586](#)
- Bardalez Gagliuffi D. C., Faherty J. K., Li Y., Brandt T. D., Williams L., Brandt G. M., Gelino C. R., 2021, [ApJL](#), **922**, L43
- Benedict G. F., McArthur B. E., Bean J. L., Barnes R., Harrison T. E., Hatzes A., Martioli E., Nelan E. P., 2010, [AJ](#), **139**, 1844
- Benedict G. F., McArthur B. E., Nelan E. P., Bean J. L., 2023, [AJ](#), **166**, 27
- Bernstein R., Sheckman S. A., Gunnels S. M., Mochneck S., Athey A. E., 2003, in Iye M., Moorwood A. F. M., eds, Society of Photo-Optical Instrumentation Engineers (SPIE) Conference Series Vol. 4841, Instrument Design and Performance for Optical/Infrared Ground-based Telescopes. pp 1694–1704, [doi:10.1117/12.461502](#)
- Brandt T. D., 2018, [ApJS](#), **239**, 31
- Brandt T. D., 2021, [ApJS](#), **254**, 42
- Brandt T. D., Dupuy T. J., Bowler B. P., 2019, [AJ](#), **158**, 140
- Brandt T. D., Dupuy T. J., Bowler B. P., Bardalez Gagliuffi D. C., Faherty J., Brandt G. M., Michalik D., 2020, [AJ](#), **160**, 196
- Brandt T. D., Dupuy T. J., Li Y., Brandt G. M., Zeng Y., Michalik D., Bardalez Gagliuffi D. C., Raposo-Pulido V., 2021a, [AJ](#), **162**, 186
- Brandt G. M., Michalik D., Brandt T. D., Li Y., Dupuy T. J., Zeng Y., 2021b, [AJ](#), **162**, 230
- Brandt G. M., et al., 2021c, [AJ](#), **162**, 301
- Crane J. D., Sheckman S. A., Butler R. P., Thompson I. B., Birk C., Jones P., Burley G. S., 2010, in Ground-based and Airborne Instrumentation for Astronomy III. p. 773553, [doi:10.1117/12.857792](#)
- Currie T., et al., 2023, [Science](#), **380**, 198
- Dalba P. A., et al., 2021, [AJ](#), **161**, 123
- Dekker H., D’Odorico S., Kaufer A., Delabre B., Kotzlowski H., 2000, in Iye M., Moorwood A. F., eds, Proc. SPIE Vol. 4008, Optical and IR Telescope Instrumentation and Detectors. pp 534–545, [doi:10.1117/12.395512](#)
- Endl M., Kürster M., Els S., Hatzes A. P., Cochran W. D., Dennerl K., Döbereiner S., 2002, [A&A](#), **392**, 671
- Feng F., Lisogorskyi M., Jones H. R. A., Kopeikin S. M., Butler R. P., Anglada-Escudé G., Boss A. P., 2019a, [ApJS](#), **244**, 39
- Feng F., Anglada-Escudé G., Tuomi M., Jones H. R. A., Chanamé J., Butler P. R., Janson M., 2019b, [MNRAS](#), **490**, 5002
- Feng F., et al., 2020, [ApJS](#), **246**, 11
- Feng F., et al., 2022, [ApJS](#), **262**, 21
- Feng F., Butler R. P., Vogt S. S., Holden B., Rui Y., 2023, [MNRAS](#), **525**, 607
- Franson K., et al., 2023, [ApJL](#), **950**, L19
- Frensch Y. G. C., et al., 2023, [A&A](#), **675**, A173
- Gonzales E. J., Crepp J. R., Bechter E. B., Wood C. M., Johnson J. A., Montet B. T., Isaacson H., Howard A. W., 2020, [ApJ](#), **893**, 27
- Gray R. O., Corbally C. J., Garrison R. F., McFadden M. T., Bubar E. J., McGehee C. E., O’Donoghue A. A., Knox E. R., 2006, [AJ](#), **132**, 161
- Hartkopf W. I., Mason B. D., Worley C. E., 2001, [AJ](#), **122**, 3472
- Janson M., et al., 2009, [MNRAS](#), **399**, 377
- Jin S., Jiang W., Wu D.-H., 2024, [ApJS](#), **274**, 10
- Kervella P., Arenou F., Mignard F., Thévenin F., 2019, [A&A](#), **623**, A72
- Kervella P., Arenou F., Thévenin F., 2022, [A&A](#), **657**, A7
- Li Y., et al., 2021, [AJ](#), **162**, 266
- Matthews E. C., et al., 2024, [Nat.](#), **633**, 789
- Mawet D., et al., 2019, [AJ](#), **157**, 33
- Minniti D., Butler R. P., López-Morales M., Sheckman S. A., Adams F. C., Arriagada P., Boss A. P., Chambers J. E., 2009, [ApJ](#), **693**, 1424
- Moutou C., Vigan A., Mesa D., Desidera S., Thébault P., Zurlo A., Salter G., 2017, [A&A](#), **602**, A87
- Pathak P., et al., 2021, [A&A](#), **652**, A121
- Pepe F., et al., 2000, in Iye M., Moorwood A. F., eds, Society of Photo-Optical Instrumentation Engineers (SPIE) Conference Series Vol. 4008, Optical and IR Telescope Instrumentation and Detectors. pp 582–592, [doi:10.1117/12.395516](#)
- Philipot F., Lagrange A. M., Rubini P., Kiefer F., Chomez A., 2023a, [A&A](#), **670**, A65
- Philipot F., Lagrange A. M., Kiefer F., Rubini P., Delorme P., Chomez A., 2023b, [A&A](#), **678**, A107
- Ramsey L. W., et al., 1998, in Stepp L. M., ed., Society of Photo-Optical Instrumentation Engineers (SPIE) Conference Series Vol. 3352, Advanced Technology Optical/IR Telescopes VI. pp 34–42, [doi:10.1117/12.319287](#)
- Rieke G. H., et al., 2015, [PASP](#), **127**, 584
- Rosenthal L. J., et al., 2021, [ApJS](#), **255**, 8
- Sahlmann J., et al., 2011, [A&A](#), **525**, A95
- Santos N. C., Mayor M., Naef D., Pepe F., Queloz D., Udry S., Burnet M., 2001, [A&A](#), **379**, 999
- Snellen I. A. G., Brown A. G. A., 2018, [Nature Astronomy](#), **2**, 883
- Stassun K. G., Collins K. A., Gaudi B. S., 2017, [AJ](#), **153**, 136
- Tull R. G., 1998, in D’Odorico S., ed., Society of Photo-Optical Instrumentation Engineers (SPIE) Conference Series Vol. 3355, Optical Astronomical Instrumentation. pp 387–398, [doi:10.1117/12.316774](#)
- Udry S., Mayor M., Queloz D., Naef D., Santos N., 2000, in Bergeron J., Renzini A., eds, From Extrasolar Planets to Cosmology: The VLT Opening Symposium. p. 571, [doi:10.1007/10720961_83](#)
- Venner A., An Q., Huang C. X., Brandt T. D., Wittenmyer R. A., Vanderburg A., 2024, [MNRAS](#), **534**, 2858
- Viswanath G., et al., 2021, [A&A](#), **651**, A89
- Ward-Duong K., et al., 2015, [MNRAS](#), **449**, 2618
- Wittenmyer R. A., Endl M., Cochran W. D., Levison H. F., Henry G. W., 2009, [ApJS](#), **182**, 97
- Wittenmyer R. A., et al., 2012, [ApJ](#), **753**, 169
- Xiao G.-Y., et al., 2023, [Research in Astronomy and Astrophysics](#), **23**, 055022
- Xiao G.-Y., et al., 2024, [MNRAS](#), **534**, 2858
- Xuan J. W., Kennedy G. M., Wyatt M. C., Yelverton B., 2020, [MNRAS](#), **499**, 5059
- Zechmeister M., et al., 2013, [A&A](#), **552**, A78

APPENDIX A: PARAMETERS OF COMPANIONS

Table A1. Parameters for eps Ind A b, HD 211847 B, HD 111031 B, and GJ 680 B. Stellar mass: eps Ind A ($0.76 \pm 0.04 M_{\odot}$, Matthews et al. 2024), HD 211847 ($0.94 \pm 0.04 M_{\odot}$, Sahlmann et al. 2011, HD 111031 ($1.17 \pm 0.06 M_{\odot}$, Kervella et al. 2022), GJ680 ($0.47 \pm 0.01 M_{\odot}$, Kervella et al. 2022).

Parameter ^a	eps Ind A b		HD 211847 B		HD 111031 B		GJ 680 B	
	Solution A (no DI)	Solution B (with DI)	F23	orvara	F23	orvara	F23	orvara
Fitted Parameter								
Orbital period P (day)	59001^{+21636}_{-14428}	65692^{+11580}_{-11189}	6201^{+16}_{-17}	6205^{+19}_{-18}	49618^{+4339}_{-3276}	51160^{+4430}_{-3745}	95842^{+1139}_{-1339}	$143676^{+113121}_{-43902}$
RV semi-amplitude K (m s^{-1})	$39.6^{+4.8}_{-4.8}$	$45.6^{+3.4}_{-3.2}$	275^{+19}_{-16}	$254.3^{+7.2}_{-7.6}$	543^{+24}_{-24}	550^{+35}_{-33}	986^{+13}_{-13}	896^{+125}_{-116}
Eccentricity e	$0.470^{+0.081}_{-0.10}$	$0.399^{+0.059}_{-0.076}$	$0.5565^{+0.0095}_{-0.010}$	$0.563^{+0.011}_{-0.011}$	$0.541^{+0.024}_{-0.023}$	$0.531^{+0.033}_{-0.037}$	$0.0479^{+0.0075}_{-0.0067}$	$0.42^{+0.20}_{-0.23}$
Argument of periaapsis ω (deg)	28^{+16}_{-15}	$17.8^{+12}_{-8.8}$	$165.5^{+4.8}_{-4.2}$	$171.1^{+3.2}_{-1.9}$	$82.0^{+5.1}_{-3.7}$	$83.4^{+6.4}_{-5.6}$	$185.7^{+4.2}_{-4.7}$	263^{+37}_{-43}
Mean anomaly ^b M_0 (deg)	303^{+17}_{-22}	306^{+10}_{-12}	$263.1^{+1.2}_{-3.2}$	$31.3^{+3.3}_{-3.2}$	$58.44^{+0.89}_{-1.0}$	$65.5^{+5.6}_{-5.6}$	$161.2^{+5.1}_{-4.6}$	41^{+57}_{-25}
Inclination I (deg)	99^{+11}_{-10}	$105.4^{+2.5}_{-2.4}$	$171.29^{+0.57}_{-0.65}$	$172.04^{+0.32}_{-0.36}$	$147.4^{+1.3}_{-1.3}$	$147.6^{+1.7}_{-1.7}$	$115.48^{+1.0}_{-0.94}$	$123.8^{+10}_{-8.9}$
Longitude of ascending node ^c Ω (deg)	$234.5^{+6.1}_{-7.3}$	$228.3^{+1.7}_{-1.6}$	$-3.5^{+4.8}_{-4.2}$	$2.5^{+3.3}_{-1.8}$	$160.0^{+1.2}_{-1.2}$	$160.2^{+1.7}_{-1.6}$	$140.61^{+0.32}_{-0.32}$	$139.1^{+1.6}_{-2.0}$
Derived Parameter								
Orbital period P (yr)	162^{+59}_{-40}	180^{+32}_{-31}	$16.978^{+0.045}_{-0.045}$	$16.990^{+0.051}_{-0.049}$	$135.8^{+12}_{-9.0}$	140^{+12}_{-10}	393^{+310}_{-120}	
Semi-major axis a (au)	$27.0^{+6.6}_{-4.5}$	$29.2^{+3.3}_{-3.4}$	$6.567^{+0.063}_{-0.062}$	$6.839^{+0.061}_{-0.061}$	$27.53^{+1.2}_{-0.88}$	$29.2^{+1.4}_{-1.2}$	$32.05^{+0.29}_{-0.31}$	46^{+22}_{-10}
Companion mass m (M_{Jup})	$5.8^{+1.0}_{-1.0}$	$7.29^{+0.60}_{-0.61}$	$147.8^{+3.1}_{-3.1}$	$146.7^{+3.4}_{-3.3}$	$183.5^{+5.4}_{-5.2}$	$186.9^{+7.2}_{-6.7}$	$185.5^{+2.7}_{-3.2}$	$192.3^{+4.4}_{-4.6}$
Periaapsis epoch $T_p - 2400000$ (JD)	-647^{+14940}_{-21953}	-6945^{+11272}_{-11673}	48016^{+30}_{-29}	54190^{+18}_{-16}	46133^{+241}_{-251}	45910^{+332}_{-384}	10235^{+1370}_{-1238}	38512^{+4231}_{-7891}
Barycentric Offset								
α^* offset $\Delta\alpha^*$ (mas)	$-23.5^{+6.6}_{-7.6}$	$-33.1^{+3.5}_{-3.5}$	$4.53^{+0.25}_{-0.24}$	—	$-114.7^{+4.1}_{-4.6}$	—	$677.9^{+9.1}_{-12}$	—
δ offset $\Delta\delta$ (mas)	$-17.2^{+5.3}_{-7.5}$	$-29.0^{+2.7}_{-3.1}$	$26.79^{+0.60}_{-0.58}$	—	$77.2^{+3.6}_{-3.4}$	—	-787^{+12}_{-12}	—
μ_{α^*} offset $\Delta\mu_{\alpha^*}$ (mas yr^{-1})	$0.77^{+0.36}_{-0.39}$	$0.76^{+0.16}_{-0.15}$	$-3.539^{+0.043}_{-0.044}$	—	$-3.36^{+0.17}_{-0.21}$	—	$6.89^{+0.29}_{-0.30}$	—
μ_{δ} offset $\Delta\mu_{\delta}$ (mas yr^{-1})	$0.21^{+0.41}_{-0.55}$	$-0.457^{+0.085}_{-0.087}$	$0.421^{+0.029}_{-0.029}$	—	$-2.12^{+0.17}_{-0.16}$	—	$7.14^{+0.27}_{-0.24}$	—
ϖ offset $\Delta\varpi$ (mas)	$-0.11^{+0.11}_{-0.11}$	$-0.11^{+0.11}_{-0.11}$	$0.014^{+0.034}_{-0.034}$	—	$0.009^{+0.027}_{-0.025}$	—	$0.015^{+0.026}_{-0.026}$	—

^a The fitted parameters used by orvara differ from ours, so we convert their values to the same form using MCMC posteriors.

^b The reference epoch for our model is set to the minimum Julian day of RVs, while for orvara, it is 2010.0 yr or JD = 2455197.50.

^c We shift a π from Ω of orvara to comfort to our adopted coordinate system convention (see Convention III of Appendix A of Feng et al. 2019a).

APPENDIX B: POSTERIOR DISTRIBUTIONS

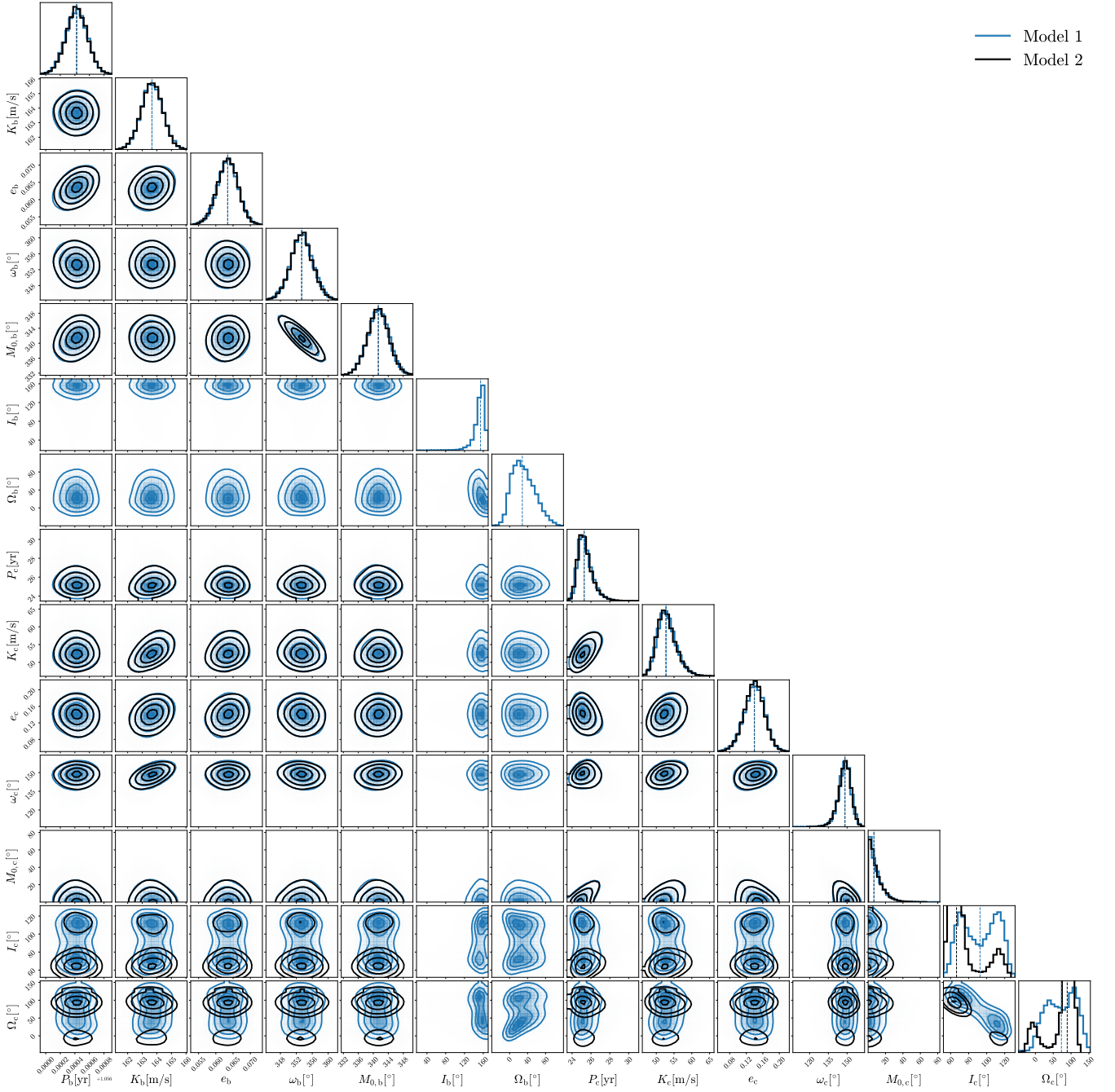


Figure B1. Posterior distributions of the selected orbital parameters for HD 28185 system.

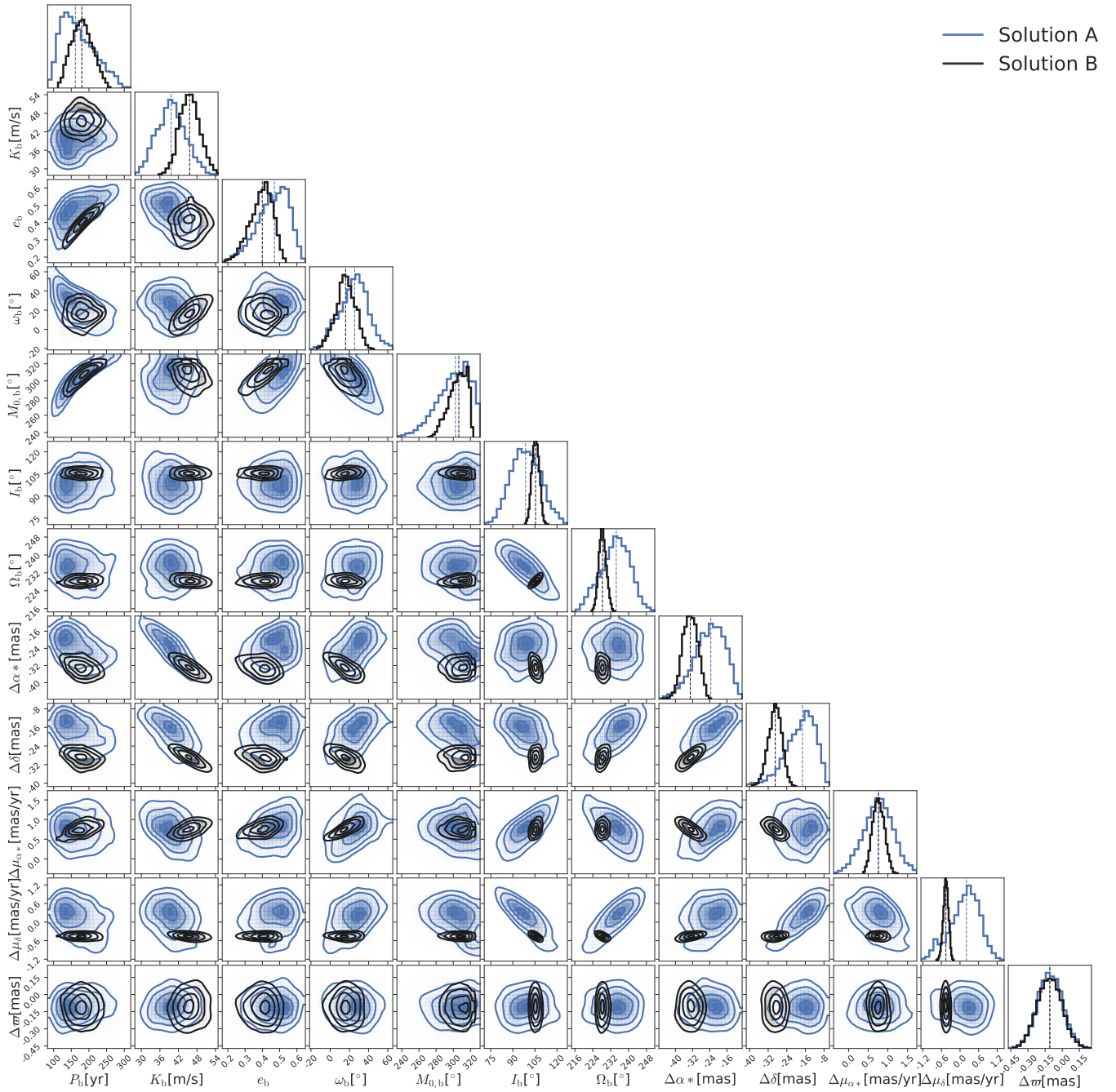


Figure B2. Posterior distributions of the selected orbital parameters for eps Ind A system.

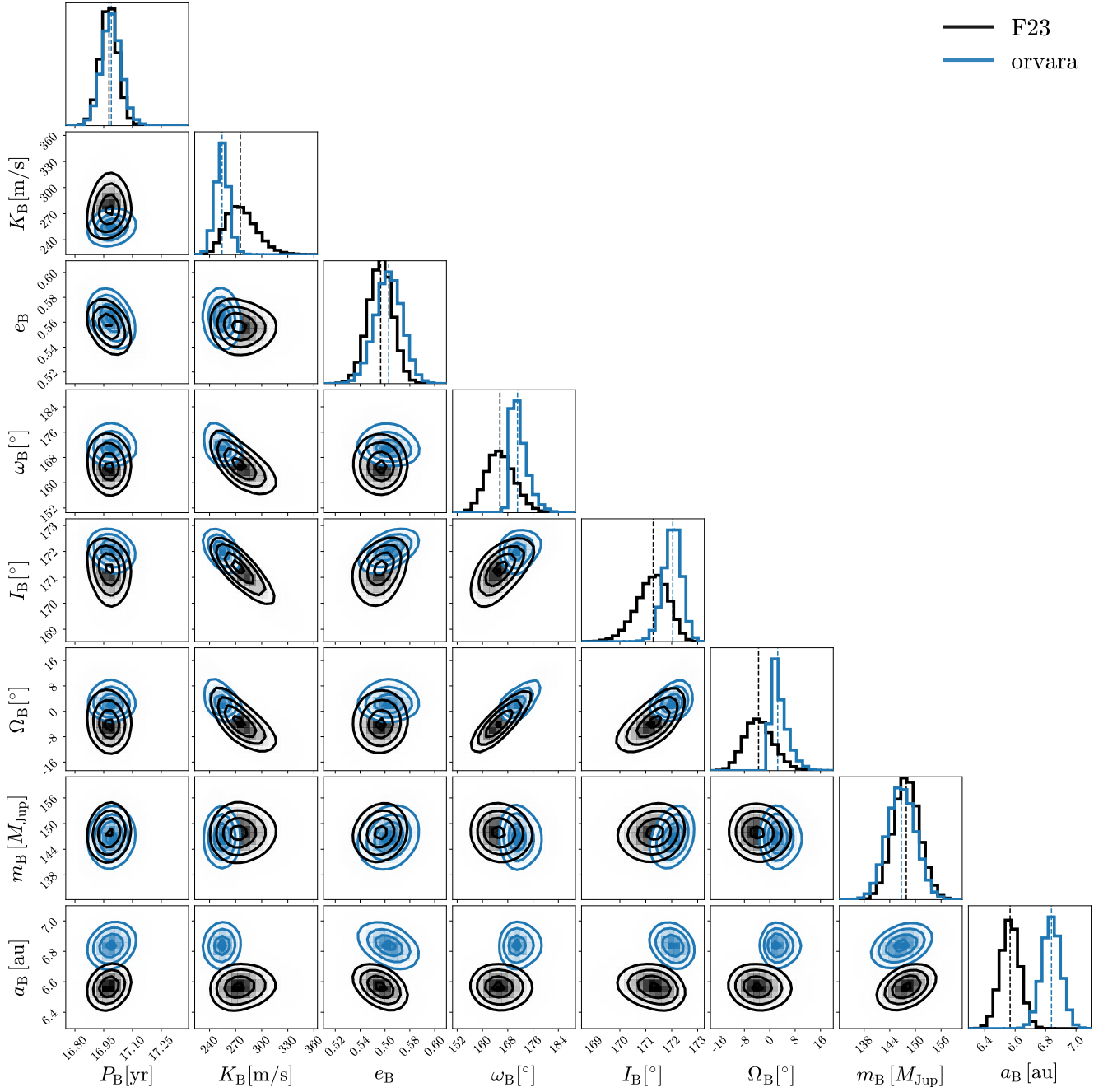


Figure B3. Posterior distributions of the selected orbital parameters for HD 211847 system.

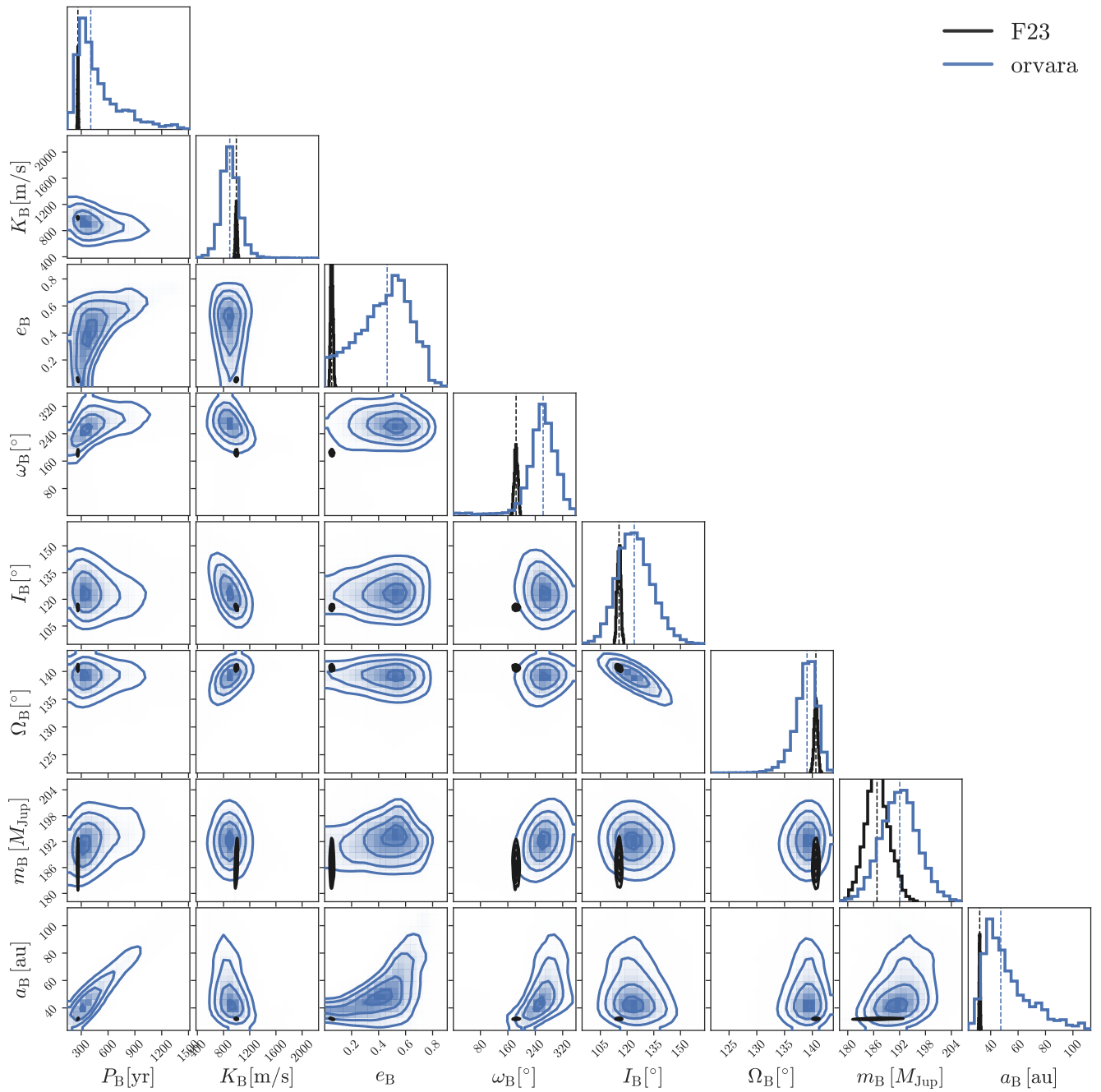


Figure B4. Posterior distributions of the selected orbital parameters for GJ 680 system.

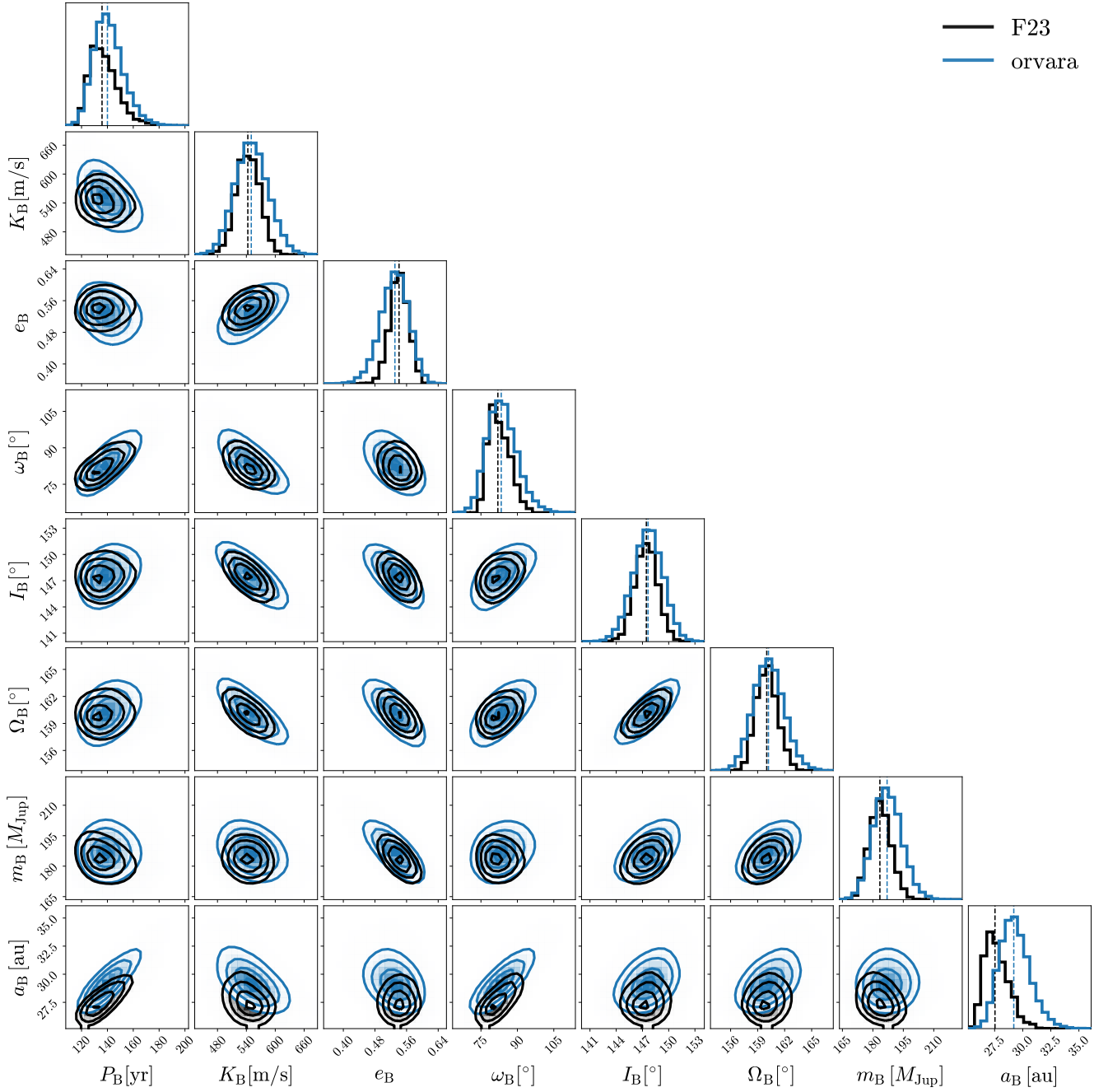


Figure B5. Posterior distributions of the selected orbital parameters for HD 111031 system.