

Cross-Validation with Antithetic Gaussian Randomization

Sifan Liu¹, Snigdha Panigrahi*², and Jake A. Soloff³

¹*Center for Computational Mathematics, Flatiron Institute*

²*Department of Statistics, University of Michigan*

³*Department of Statistics, University of Chicago*

December, 2024

Abstract

We introduce a method for performing cross-validation without sample splitting. The method is well-suited for problems where traditional sample splitting is infeasible, such as when data are not assumed to be independently and identically distributed. Even in scenarios where sample splitting is possible, our method offers a computationally efficient alternative for estimating prediction error, achieving comparable or even lower error than standard cross-validation at a significantly reduced computational cost.

Our approach constructs train-test data pairs using externally generated Gaussian randomization variables, drawing inspiration from recent randomization techniques such as data-fission and data-thinning. The key innovation lies in a carefully designed correlation structure among these randomization variables, referred to as *antithetic Gaussian randomization*. This correlation is crucial in maintaining a bounded variance while allowing the bias to vanish, offering an additional advantage over standard cross-validation, whose performance depends heavily on the bias-variance tradeoff dictated by the number of folds. We provide a theoretical analysis of the mean squared error of the proposed estimator, proving that as the level of randomization decreases to zero, the bias converges to zero, while the variance remains bounded and decays linearly with the number of repetitions. This analysis highlights the benefits of the antithetic Gaussian randomization over independent randomization. Simulation studies corroborate our theoretical findings, illustrating the robust performance of our cross-validated estimator across various data types and loss functions.

*The author acknowledges support from NSF CAREER Award DMS-2337882.

1 Introduction

Estimating prediction error is a fundamental task in statistics and machine learning, essential for assessing how well a model generalizes to unseen data, selecting optimal tuning parameters during estimation, and comparing different models. Cross-validation is one of the most widely used tools for this purpose. In its standard form, the data is partitioned into independent subsamples or “folds” and prediction error is obtained by averaging the empirical error across test folds. The popularity of cross-validation is easy to understand—it is highly versatile and applicable across a wide range of loss functions and data types, due to its assumption-light nature.

The standard form of cross-validation is not suitable for all types of data, however. For instance, in regression settings with a fixed design, a subset of samples may fail to adequately represent the full dataset. When dealing with categorical response variables or covariates, sample splitting might lead to imbalanced folds, potentially omitting rare categories entirely in some folds. For time series or spatially correlated data, splitting the data can disrupt the inherent temporal or spatial structure. In such cases, standard cross-validated estimators of prediction error can be misleading, resulting in unreliable models for downstream tasks.

In this paper, we address this issue by introducing a novel cross-validation method that avoids sample splitting. Instead, the train-test folds are created using externally generated Gaussian randomization variables. The method is governed by two user-specified parameters, α and K . The first parameter, $\alpha \in \mathbb{R}^+$, is akin to the proportion of held-out samples in standard cross-validation. The second parameter, $K \in \mathbb{N}$, specifies the number of train-test repetitions over which estimates of prediction error are averaged.

The proposed procedure is as follows: we generate K randomization variables from an equicorrelated and degenerate normal distribution with a zero-sum constraint. By adding a $\sqrt{\alpha}$ -scaled version of these randomization variables to the sufficient statistics, we create K train-test data pairs. Prediction error is then estimated using these pairs in a manner similar to standard cross-validation. For example, consider normal data $Y \in \mathbb{R}^n$ with covariance matrix $\sigma^2 I_n$. In this case, the train-test data for the k -th repetition are constructed as

$$Y_{\text{train}}^{(k)} = Y + \sqrt{\alpha}\omega^{(k)}, \quad Y_{\text{test}}^{(k)} = Y - \frac{1}{\sqrt{\alpha}}\omega^{(k)}, \quad (1)$$

where $\omega^{(k)} \sim \mathcal{N}(0, \sigma^2 I_n)$, for $k \in [K] = \{1, 2, \dots, K\}$, are equicorrelated Gaussian randomization variables that sum to zero. In the paper, we extend this method to accommodate a broad range of loss functions and data types, provided the sufficient statistics are asymptotically normal.

The performance of any cross-validation method, as measured by mean squared error (MSE), is dictated by a bias-variance tradeoff, which is determined by the proportion of held-out data during estimation. The proposed cross-validated estimator is appealing due to its ability to decouple bias and variance, as detailed below:

1. **Direct control of bias via α :** The parameter α controls the bias introduced by estimating the prediction function on noisier training data, with the bias decaying to 0 as α decreases. Unlike standard cross-validation, where bias is controlled by the number of folds, the parameter α in our method is independent of the number of train-test repetitions, K . This separation provides a significant advantage: by averaging empirical estimates of prediction error over just K train-test repetitions—where K can be as few as two—our method, with a small α , can achieve a bias comparable to that of leave-one-out (LOO) cross-validation. Thus, even in scenarios where traditional sample splitting is feasible, the proposed estimator offers a computationally efficient alternative for estimating prediction error.
2. **Stable variance for finite K :** A notable strength of the proposed estimator, supported by our theoretical analysis, is its stable variance for any finite K , even as the bias diminishes to zero with decreasing α . This contrasts with standard cross-validation, where reducing bias often results in increased variance. The stability of variance is due to the carefully designed correlation structure of the external Gaussian randomization variables. Following the literature on variance reduction techniques for Monte Carlo methods, e.g., [Craiu and Meng \(2005\)](#), we view our randomization approach as an “extreme antithesis”, where the correlation between any pair of randomization variables takes the most negative value possible. To the best of our knowledge, this work is the first to investigate the potential of an antithetic Gaussian randomization approach for cross-validation, offering a unique solution for reducing bias while maintaining stable variance, thereby improving the reliability and efficiency of cross-validation.

To demonstrate the performance of the proposed estimator, we compare its mean squared prediction error to that of leave-one-out cross-validation (LOO) in [Figure 1](#). The comparison is based on a task to estimate the risk in an isotonic regression problem. Our method employs only two train-test repetitions ($K = 2$) with $\alpha = 0.01$, while the LOO estimator uses $K = n = 100$ splits. Remarkably, despite being 50 times more computationally efficient than LOO, our estimator achieves a smaller bias. Further details of this example, along with extensive numerical results studying the effects of α and K , are provided in [Section 6](#).

1.1 Related work and contributions

Our proposal is inspired by several recently introduced randomized methods that provide alternatives to traditional sample splitting for tasks such as model validation, selective inference, and risk estimation. These alternatives include data-fission and data-thinning techniques by [Rasines and Young \(2023\)](#); [Leiner et al. \(2023\)](#); [Neufeld et al. \(2024\)](#); [Dharamshi et al. \(2024\)](#), methods employing Gaussian randomization for selective inference tasks, as considered in [Dai et al. \(2023\)](#); [Tian and Taylor \(2018\)](#); [Panigrahi and Taylor \(2022\)](#); [Huang et al. \(2023\)](#), and randomized methods by [Oliveira et al. \(2021, 2022\)](#); [Fry and Taylor \(2023\)](#)

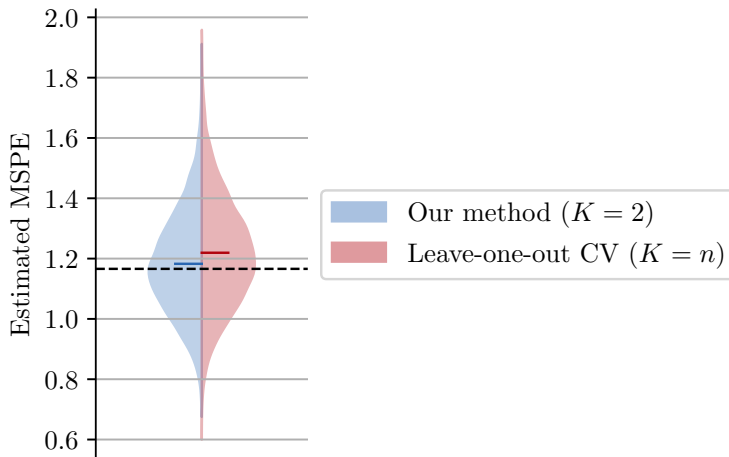


Figure 1: Distribution of the estimated mean squared prediction error for isotonic regression on a simulated data set, comparing our method (left) with $K = 2$ train-test repetitions to LOO cross-validation (right). The dashed black line is at the true mean squared prediction error. See Section 6 for more details.

for unbiased estimation of risk and prediction errors.

Our cross-validation method, like data fission or data thinning techniques, is naturally suited for problems where sample splitting is infeasible. However, unlike these existing methods, which use different randomization schemes tailored to specific parametric distributions, our approach employs the same Gaussian randomization scheme for different loss functions and justifies their use within a relatively assumption-light framework. In fact, the idea of employing alternative forms of randomization for cross-validation is by no means new. For example, [Brown et al. \(2013\)](#) described a “nonstandard cross-validation method” for the Gaussian sequence model. They propose using a single train-test split of the form (1) for estimation and hyperparameter tuning. This construction is closely related to our proposal when we only use two “folds” and it is also a key motivating example of data fission ([Leiner et al., 2023](#)). Similarly, the multifold thinning approach in [Neufeld et al. \(2024\)](#) proposed the use of correlated Gaussian randomization variables for cross-validation in the normal means problem. However, their correlation structure differs from the antithetic randomization scheme proposed in our work, a distinction that we highlight in our concluding discussion.

Similar randomization schemes, where Gaussian noise is added to the sufficient statistic, have been prominent in the selective inference literature. For example, in the randomized lasso estimators by [Panigrahi and Taylor \(2022\)](#); [Panigrahi et al. \(2024\)](#) and the randomized group lasso estimators by [Panigrahi et al. \(2023\)](#), Gaussian noise is added to the objective function of the optimization problem. This randomized scheme is indeed equivalent to adding normal variables to the sufficient statistic in Gaussian regression models. The randomization framework for generalized linear models (GLMs) developed by [Liu and Panigrahi \(2023\)](#) for

selective inference with distributed data employs the same antithetic approach as presented in this paper, though it serves a different purpose. As a natural by-product, our proposal here can also be seen to offer a way to perform cross-validation in these randomized problems, particularly for selecting optimal tuning parameters that determine the amount of sparsity in the selected model.

Among the methods reviewed, the one most closely related to our work is the coupled bootstrap (CB) estimator proposed by [Oliveira et al. \(2021\)](#) for normal data, which we discuss in detail in the next section. The CB estimator computes prediction error using randomized train-test data constructed with independent Gaussian randomization variables. A key advantage of our cross-validated estimator over the CB estimator lies in its substantial variance reduction, achieved through the deliberate adoption of an antithetic Gaussian randomization scheme.

Here is a summary of our main contributions in the remainder of the paper:

1. In [Section 2](#), we review the CB estimator for the normal means problem with a quadratic loss function and introduce our cross-validated estimator, which employs antithetic Gaussian randomization variables.
2. In [Section 3](#), we analyze the mean squared error of the proposed estimator as α , the parameter controlling bias, approaches zero. Our theory demonstrates that we can obtain unbiased estimates of prediction error as $\alpha \rightarrow 0$, while ensuring that the variance remains stable even with vanishingly small α . In contrast to the CB estimator, which requires increasing K as α decreases, our method can achieve the same variance with significantly smaller K . This analysis highlights the benefits of employing a carefully chosen antithetic randomization scheme instead of independent randomization.
3. In [Section 4](#), we establish connections between the proposed estimator and classical risk estimators, such as Stein’s Unbiased Risk Estimator (SURE) and its variants for exponential families. Notably, our estimator can be viewed as replacing the divergence term in SURE by the divergence of a Gaussian-smoothed version of the prediction function.
4. In [Section 5](#), we extend our cross-validation framework to accommodate more general loss functions, including those commonly used in fitting GLMs, such as logistic regression. Under the assumption that the sufficient statistics are asymptotically normal and satisfy certain regularity conditions, we demonstrate that the mean squared error analysis generalizes to a broader class of loss functions.
5. In [Section 6](#), we provide simulation results comparing our proposed framework to standard cross-validation, the coupled bootstrap, and SURE. The proposed method performs effectively across various data types, loss functions, and prediction algorithms. It eliminates the need for sample splitting, manual tuning of the bias-variance tradeoff, or differentiating

the prediction function. Additionally, the method is computationally efficient, requiring only a small number of train-test repetitions.

6. In Section 7, we conclude with a discussion of potential extensions and new directions for the proposed method.

2 Basic setup and the proposed estimator

We consider the standard prediction task, where the predictors (covariates) are fixed, and the response vector $Y = (Y_1, \dots, Y_n)^\top \in \mathbb{R}^n$ is drawn from a distribution \mathbb{P}_n . A prediction function g is trained on this data. Given a loss function $\mathcal{L} : \mathbb{R}^n \times \mathbb{R}^n \rightarrow \mathbb{R}$, our goal is to evaluate the performance of this prediction function on unseen test data \tilde{Y} , an independent copy of the observed data Y . The estimand of interest is the expected prediction error, defined as

$$\text{PE}(g) = \mathbb{E} \left[\mathcal{L}(g(Y), \tilde{Y}) \right],$$

where the expectation is taken over both the training data Y and the testing data \tilde{Y} .

The most common approach for estimating prediction error is by sample splitting. In this method, the n observations (Y_1, \dots, Y_n) are randomly divided into two non-overlapping subsets, $Y^{(1)}$ and $Y^{(2)}$. The prediction function g is trained on the first subset $Y^{(1)}$, and its performance is evaluated on the second subset $Y^{(2)}$, resulting in the prediction error estimator

$$\mathcal{L} \left(g(Y^{(1)}), Y^{(2)} \right). \quad (2)$$

A more data-efficient approach is K -fold cross-validation (CV), where the n observations are randomly partitioned into K non-overlapping folds, denoted by $Y^{(k)}$ for $k \in [K]$. Each fold is used for both training and testing, and the prediction error is estimated as

$$\frac{1}{K} \sum_{k=1}^K \mathcal{L}(g(Y^{(-k)}), Y^{(k)}),$$

where $Y^{(-k)}$, the complement of the k -th fold $Y^{(k)}$, is used for training the prediction function g , and the held-out data $Y^{(k)}$ is used for evaluating the predictive performance in the k -th repetition. The bias-variance tradeoff in standard cross-validation depends on the size of the test set or, equivalently, the number of folds K . Practitioners are often faced with the challenge of selecting the optimal value of K to balance bias and variance effectively.

This paper introduces a novel approach to cross-validation that constructs train-test data using external randomization variables. Unlike standard cross-validation, our method addresses the bias-variance tradeoff by controlling two separate parameters: α , which controls bias, and K , which controls variance. The advantage of this new form of cross-validation, with two user-specified parameters, will become evident through our analysis of the mean

squared error.

Before presenting our method, we first review the coupled bootstrap (CB) estimator proposed by [Oliveira et al. \(2021\)](#) which also utilizes external randomization variables to construct train-test data.

2.1 Review of coupled bootstrap (CB)

The CB estimator ([Oliveira et al., 2021](#)) is designed for risk estimation in the normal means problem, where the response vector $Y \in \mathbb{R}^n$ is assumed to follow the normal distribution $\mathcal{N}(\theta, \sigma^2 I_n)$, with known variance σ^2 . Under the quadratic loss function, the prediction error for a prediction function g is defined as

$$\text{PE}(g) = \mathbb{E} \left[\|g(Y) - \tilde{Y}\|_2^2 \right], \quad (3)$$

where $\tilde{Y} \sim \mathcal{N}(\theta, \sigma^2 I_n)$ is an independent copy of Y .

To estimate $\text{PE}(g)$, the CB method generates K independent Gaussian randomization variables

$$\tilde{\omega}^{(1)}, \tilde{\omega}^{(2)}, \dots, \tilde{\omega}^{(K)} \stackrel{i.i.d.}{\sim} \mathcal{N}(0, \sigma^2 I_n).$$

For each $k \in [K]$ and a parameter $\alpha \in \mathbb{R}^+$, two randomized copies of Y are constructed as

$$\tilde{Y}_{\text{train}}^{(k)} = Y + \sqrt{\alpha} \tilde{\omega}^{(k)}, \quad \tilde{Y}_{\text{test}}^{(k)} = Y - \frac{1}{\sqrt{\alpha}} \tilde{\omega}^{(k)}, \quad (4)$$

where, by construction, the two vectors are distributed as

$$\begin{pmatrix} \tilde{Y}_{\text{train}}^{(k)} \\ \tilde{Y}_{\text{test}}^{(k)} \end{pmatrix} \sim \mathcal{N} \left(\begin{pmatrix} \theta \\ \theta \end{pmatrix}, \begin{bmatrix} \sigma^2(1+\alpha)I_n & 0_{n,n} \\ 0_{n,n} & \sigma^2(1+\alpha^{-1})I_n \end{bmatrix} \right).$$

The prediction error based on the k -th train-test pair is computed as

$$\text{CB}_\alpha^{(k)} = \|\tilde{Y}_{\text{test}}^{(k)} - g(\tilde{Y}_{\text{train}}^{(k)})\|_2^2 - \frac{1}{\alpha} \|\tilde{\omega}^{(k)}\|_2^2, \quad (5)$$

where the second term, $\|\tilde{\omega}^{(k)}\|_2^2/\alpha$, adjusts for the difference between the variance of the randomized test data and the variance of the original data Y . Finally, the CB estimator is obtained by averaging over K independent draws of the Gaussian randomization variables

$$\text{CB}_\alpha = \frac{1}{K} \sum_{k=1}^K \text{CB}_\alpha^{(k)}.$$

Since $\tilde{Y}_{\text{train}}^{(k)} \sim \mathcal{N}(\theta, (1+\alpha)\sigma^2 I_n)$, straightforward calculations show that the CB estimator

is unbiased for a noise-inflated version of the prediction error

$$\text{PE}_\alpha(g) = \mathbb{E} \left[\|g(Y) - \tilde{Y}\|_2^2 \right], \text{ where } Y \sim \mathcal{N}(\theta, (1 + \alpha)\sigma^2 I_n), \tilde{Y} \sim \mathcal{N}(\theta, \sigma^2 I_n).$$

This estimand corresponds to the prediction error when g is trained on noisier data, with variance inflated by a factor of $(1 + \alpha)$. The estimator CB_α is, therefore, biased for the true prediction error $\text{PE}(g)$, defined in Equation (3). However, the bias—the difference between the noise-inflated prediction error $\text{PE}_\alpha(g)$ and the original estimand $\text{PE}(g)$ —converges to zero as the parameter α approaches zero. Nevertheless, as in standard train-test splitting, a bias-variance tradeoff arises: reducing the bias by decreasing α comes at the expense of increased variance. As shown in Oliveira et al. (2021), the variance of the CB estimator is of order $O((K\alpha)^{-1})$. This implies that, for any finite K , the variance of the CB estimator becomes unbounded as the bias decreases to 0.

We address this limitation of the CB estimator by introducing a randomization scheme with a carefully chosen correlation structure, which is referred to as an “antithetic” randomization scheme.

2.2 Antithetic randomization

In our antithetic randomization scheme, we generate K ($K > 1$) randomization variables as follows:

$$\omega^{(1)}, \dots, \omega^{(K)} \sim \mathcal{N}(0, \sigma^2 I_n), \text{ where } \text{Cov}(\omega^{(j)}, \omega^{(k)}) = -\frac{\sigma^2}{K-1} I_n \text{ for } j \neq k. \quad (6)$$

We make two important observations about this distribution. First, the normal distribution in (6) is degenerate. This is because the variance of the sum of the randomization variables is zero, i.e. $\text{Var} \left(\sum_{k=1}^K \omega^{(k)} \right) = 0$. Combined with fact that the randomization variables have zero mean, this imposes the zero-sum constraint

$$\sum_{k=1}^K \omega^{(k)} = 0. \quad (7)$$

Second, for a K -by- K correlation matrix where all off-diagonal entries are equal, the range of possible correlation is $[-\frac{1}{K-1}, 1]$. Therefore, our randomization scheme takes the most negative correlation possible, hence the term “antithetic”.

For a fixed $\alpha \in \mathbb{R}^+$, we construct randomized train-test copies of the data Y as

$$\begin{pmatrix} Y_{\text{train}}^{(k)} \\ Y_{\text{test}}^{(k)} \end{pmatrix} = \begin{pmatrix} Y - \sqrt{\alpha} \sum_{j \neq k} \omega^{(j)} \\ Y - \frac{1}{\sqrt{\alpha}} \omega^{(k)} \end{pmatrix} = \begin{pmatrix} Y + \sqrt{\alpha} \omega^{(k)} \\ Y - \frac{1}{\sqrt{\alpha}} \omega^{(k)} \end{pmatrix}, \text{ for } k \in [K],$$

where the second equality is due to the zero-sum constraint in (7). This approach mimics the standard K -fold cross-validation in that, when pooling the training (or testing) data from all K folds, the randomization variables cancel out, thereby recovering the original data Y .

Our cross-validated estimator CV_α is then defined as

$$\text{CV}_\alpha = \frac{1}{K} \sum_{k=1}^K \text{CV}_\alpha^{(k)}, \quad (8)$$

where

$$\text{CV}_\alpha^{(k)} = \|Y_{\text{test}}^{(k)} - g(Y_{\text{train}}^{(k)})\|_2^2 - \frac{1}{\alpha} \|\omega^{(k)}\|_2^2.$$

The key distinction between the CB estimator and the proposed estimator lies in the randomization scheme. In the coupled bootstrap method, the randomization variables $\tilde{\omega}^{(1)}, \dots, \tilde{\omega}^{(K)}$ are independent. In contrast, our method employs correlated randomization variables $\omega^{(1)}, \dots, \omega^{(K)}$. As will be shown in the next section, this correlation leads to a significant variance reduction, ensuring that the variance of our cross-validated estimator remains bounded as $\alpha \rightarrow 0$, at which point the bias of our estimator also vanishes.

3 Mean squared error analysis

In this section, we analyze the mean squared error (MSE) of the proposed estimator CV_α (8) for estimating the prediction error $\text{PE}(g)$ (3) in the normal means problem. The MSE can be decomposed into bias and variance as

$$\begin{aligned} \mathbb{E} [(\text{CV}_\alpha - \text{PE}(g))^2] &= \{\mathbb{E} [\text{CV}_\alpha] - \text{PE}(g)\}^2 + \text{Var} [\text{CV}_\alpha] \\ &= \{\mathbb{E} [\text{CV}_\alpha] - \text{PE}(g)\}^2 + \mathbb{E} [\text{Var} [\text{CV}_\alpha | Y]] + \text{Var} [\mathbb{E} [\text{CV}_\alpha | Y]]. \end{aligned} \quad (9)$$

We study the bias $\mathbb{E} [\text{CV}_\alpha] - \text{PE}(g)$ in Section 3.1, and the reducible variance $\mathbb{E} [\text{Var} [\text{CV}_\alpha | Y]]$ and irreducible variance $\text{Var} [\mathbb{E} [\text{CV}_\alpha | Y]]$ in Section 3.2.

3.1 Bias

We show that the bias $\mathbb{E} [\text{CV}_\alpha] - \text{PE}(g)$ can be made arbitrarily small as α approaches zero, under the mild condition that $\|g(Y)\|_2^2$ is integrable. This result follows directly from the “approximation to the identity” property of the Gaussian density, as stated in Lemma 3.1 below.

Let φ_{σ^2} denote the density of the normal distribution $\mathcal{N}(0, \sigma^2 I_n)$. Let $f * \varphi_{\sigma^2}$ denote the convolution of an integrable function f with φ_{σ^2} , which is defined as

$$f * \varphi_{\sigma^2}(y) := \int f(y - z) \varphi_{\sigma^2}(z) dz.$$

Lemma 3.1 (Approximation to the identity). *Let f be an integrable function under the Gaussian distribution $\mathcal{N}(\theta, \sigma^2 I_n)$. Then*

$$f * \varphi_{\alpha\sigma^2}(Y) \xrightarrow{L_1} f(Y) \text{ as } \alpha \rightarrow 0.$$

Proof of Lemma 3.1. This is a direct application of Lemma D.1 and Lemma D.2 in the Appendix. \square

Lemma 3.1 states that the convolution of a function with $\varphi_{\alpha\sigma^2}$ is close to the original function in the L_1 sense as $\alpha \rightarrow 0$. In the context of our problem, this lemma implies that

$$\mathbb{E} [g(Y + \sqrt{\alpha}\omega) \mid Y] \xrightarrow{L_1} g(Y)$$

as $\alpha \rightarrow 0$, which is the key to showing that the bias of our estimator converges to 0 as α approaches zero. The result is formalized in the following theorem.

Theorem 3.2 (Bias). *Assume that $\mathbb{E} [\|g(Y)\|_2^2] < \infty$. Then we have*

$$\lim_{\alpha \rightarrow 0} \mathbb{E} [\text{CV}_\alpha] = \text{PE}(g).$$

Proof of Theorem 3.2. Since $\mathbb{E} [\text{CV}_\alpha] = \mathbb{E} [\text{CV}_\alpha^{(k)}]$, it is sufficient to compute the expectation of $\text{CV}_\alpha^{(k)}$. Observe that

$$\begin{aligned} \mathbb{E} [\text{CV}_\alpha^{(k)}] &= \mathbb{E} \left[\left\| Y - \frac{1}{\sqrt{\alpha}}\omega^{(k)} - g(Y + \sqrt{\alpha}\omega^{(k)}) \right\|_2^2 - \frac{\|\omega^{(k)}\|_2^2}{\alpha} \right] \\ &= \mathbb{E} \left[\left\| g(Y + \sqrt{\alpha}\omega^{(k)}) \right\|_2^2 - 2\left(Y - \frac{1}{\sqrt{\alpha}}\omega^{(k)}\right)^\top g(Y + \sqrt{\alpha}\omega^{(k)}) \right] \\ &\quad + \mathbb{E} \left[\left\| Y - \frac{1}{\sqrt{\alpha}}\omega^{(k)} \right\|_2^2 \right] - \mathbb{E} \left[\frac{\|\omega^{(k)}\|_2^2}{\alpha} \right] \\ &= \mathbb{E} \left[\left\| g(Y + \sqrt{\alpha}\omega^{(k)}) \right\|_2^2 \right] - 2\mathbb{E} \left[\left(Y - \frac{1}{\sqrt{\alpha}}\omega^{(k)}\right)^\top \mathbb{E} [g(Y + \sqrt{\alpha}\omega^{(k)})] \right] + \mathbb{E} [\|Y\|_2^2] \\ &= \mathbb{E} \left[\left\| g(Y + \sqrt{\alpha}\omega^{(k)}) \right\|_2^2 \right] - 2\mathbb{E} [Y]^\top \mathbb{E} [g(Y + \sqrt{\alpha}\omega^{(k)})] + \mathbb{E} [\|Y\|_2^2] \end{aligned}$$

where we have used the facts that $Y + \sqrt{\alpha}\omega^{(k)} \perp Y - \frac{1}{\sqrt{\alpha}}\omega^{(k)}$, $Y \perp \omega^{(k)}$, and $\mathbb{E} [\omega^{(k)}] = 0$.

Note that

$$\mathbb{E} \left[\left\| g(Y + \sqrt{\alpha}\omega^{(k)}) \right\|_2^2 \mid Y \right] = \|g\|_2^2 * \varphi_{\alpha\sigma^2}(Y),$$

which converges in L_1 to $\|g(Y)\|_2^2$ as $\alpha \rightarrow 0$, by Lemma 3.1. Similarly, applying Lemma 3.1 to the function $g_i(Y)$ for $1 \leq i \leq n$ shows that that $\mathbb{E} [g(Y + \sqrt{\alpha}\omega^{(k)}) \mid Y]$ converges in L_1 to $g(Y)$.

This establishes that, as $\alpha \rightarrow 0$,

$$\mathbb{E} \left[\text{CV}_\alpha^{(k)} \right] \rightarrow \mathbb{E} \left[\|g(Y)\|_2^2 \right] - 2\mathbb{E} [Y]^\top \mathbb{E} [g(Y)] + \mathbb{E} \left[\|Y\|_2^2 \right].$$

The right-hand-side equals $\text{PE}(g) = \mathbb{E} \left[\|\tilde{Y} - g(Y)\|_2^2 \right]$, where \tilde{Y} is an independent copy of Y . This completes the proof. \square

Consequently, the proposed estimator CV_α has vanishingly small bias when α is chosen to be small. In standard K -fold cross-validation, reducing bias typically requires increasing K , which leads to higher computational costs and often greater variance. In contrast, our estimator achieves low bias by simply using a small α , without the need to increase K . More importantly, as we will demonstrate next, unlike the coupled bootstrap method, decreasing α does not increase the variance of our estimator.

3.2 Variance reduction with antithetic randomization

To analyze the variance of the proposed estimator CV_α , we impose a mild smoothness condition on the prediction function g . This condition is the weak differentiability assumption considered in the classical SURE estimator (Stein, 1981).

Assumption 1 (Weak differentiability). *All components g_i ($1 \leq i \leq n$) of g are weakly differentiable. That is, there exists a function $\nabla g_i : \mathbb{R}^n \rightarrow \mathbb{R}^n$, the weak derivative of g_i , such that*

$$g_i(y+z) - g_i(y) = \int_0^1 z \cdot \nabla g_i(y+tz) dt,$$

for almost all $y, z \in \mathbb{R}^n$. Denote the Jacobian matrix of g as $\nabla g \in \mathbb{R}^{n \times n}$, where the i -th row is equal to ∇g_i .

This class of functions encompasses many well-known estimators, including the ridge estimator, the lasso estimator, the group lasso estimator, and the generalized lasso estimator; see, for example, the paper by Tibshirani and Taylor (2012).

The following theorem provides the expression for the reducible variance of CV_α as α approaches zero.

Theorem 3.3 (Reducible variance). *Suppose that Assumption 1 holds. Furthermore, let $\mathbb{E} \left[\|g(Y)\|_2^4 \right] < \infty$, $\mathbb{E} \left[\|\nabla g(Y)\|_F^2 \right] < \infty$. Then, we have that*

$$\lim_{\alpha \rightarrow 0} \mathbb{E} [\text{Var} [\text{CV}_\alpha | Y]] = \frac{4\sigma^2}{K-1} \mathbb{E} \left[\|\nabla g(Y)\|_F^2 + \text{tr}(\nabla g(Y)^2) \right].$$

Remark 3.1. *Theorem 3.3 implies that the reducible variance of our cross-validated estimator remains bounded for any fixed $K > 1$, even as $\alpha \rightarrow 0$. In contrast, the CB estimator, based on*

independent randomization variables, has a reducible variance of order $O(\frac{1}{K\alpha})$, which diverges to ∞ as $\alpha \rightarrow 0$ for any finite K .

We provide a sketch of the proof here to illustrate the role of antithetic randomization in achieving this reduction in variance, with the detailed proof deferred to Appendix A.1.

Proof sketch of Theorem 3.3. We first write

$$\begin{aligned}
\text{CV}_\alpha &= \frac{1}{K} \sum_{k=1}^K \left\| Y - \frac{1}{\sqrt{\alpha}} \omega^{(k)} - g(Y + \sqrt{\alpha} \omega^{(k)}) \right\|_2^2 - \frac{1}{\alpha} \|\omega^{(k)}\|_2^2 \\
&= \underbrace{\frac{1}{K} \sum_{k=1}^K \left\| Y - g(Y + \sqrt{\alpha} \omega^{(k)}) \right\|_2^2}_{(I)} + \underbrace{\frac{1}{K} \sum_{k=1}^K \frac{2}{\sqrt{\alpha}} \langle \omega^{(k)}, g(Y + \sqrt{\alpha} \omega^{(k)}) \rangle}_{(II)} \\
&\quad - \underbrace{\frac{2}{K} \sum_{k=1}^K \langle Y, \frac{1}{\sqrt{\alpha}} \omega^{(k)} \rangle}_{=0}.
\end{aligned} \tag{10}$$

Note that the last term is 0 because of the zero-sum property of the antithetic randomization variables, i.e., $\sum_{k=1}^K \omega^{(k)} = 0$.

For the first summation (I), we show that

$$\text{Var} [(I) | Y] \xrightarrow{L_1} 0.$$

This is because we can write this conditional variance as the convolution of an integrable function with the Gaussian density $\varphi_{\alpha\sigma^2}$, which converges in L_1 to 0, by the ‘‘approximation to identity property of the Gaussian density’’, as stated in Lemma 3.1.

For the second summation (II), we have by the definition of weak differentiability that

$$\begin{aligned}
(II) &= \frac{2}{K\sqrt{\alpha}} \sum_{k=1}^K \langle \omega^{(k)}, g(Y) + \int_0^1 \nabla g(Y + t\sqrt{\alpha}\omega^{(k)}) (\sqrt{\alpha}\omega^{(k)}) dt \rangle \\
&= \frac{2}{K} \sum_{k=1}^K \omega^{(k)\top} \left[\int_0^1 \nabla g(Y + t\sqrt{\alpha}\omega^{(k)}) dt \right] \omega^{(k)}.
\end{aligned} \tag{11}$$

The last equality is due to the fact that $\sum_{k=1}^K \omega^{(k)} = 0$, which forces the term

$$\frac{2}{K\sqrt{\alpha}} \sum_{k=1}^K \langle \omega^{(k)}, g(Y) \rangle$$

term to vanish.

The “approximation to identity property” is applied again to show that

$$\text{Var} [(II) | Y] \xrightarrow{L_1} \text{Var} \left[\frac{2}{K} \sum_{k=1}^K \omega^{(k)\top} \nabla g(Y) \omega^{(k)} | Y \right].$$

The right-hand-side in the last display is the variance of a quadratic form of the Gaussian vector $(\omega^{(1)}, \dots, \omega^{(K)})$, which has a closed form as given in the statement of the Theorem. \square

Finally, to complete the analysis of variance of our estimator, we provide the limit of the irreducible variance.

Theorem 3.4 (Irreducible variance). *Under the same assumptions as in Theorem 3.3, we have that*

$$\lim_{\alpha \rightarrow 0} \text{Var} [\mathbb{E} [\text{CV}_\alpha | Y]] = \text{Var} [\|Y - g(Y)\|_2^2 + 2\sigma^2 \text{tr}(\nabla g(Y))].$$

The proof is provided in Appendix A.2.

Combining the bias-variance results in Theorem 3.2, 3.3 and 3.4, we find that, as $\alpha \rightarrow 0$,

$$\text{MSE}(\text{CV}_\alpha) \rightarrow \text{Var} [\|Y - g(Y)\|_2^2 + 2\sigma^2 \text{tr}(\nabla g(Y))] + \frac{4\sigma^2}{K-1} \mathbb{E} [\|\nabla g(Y)\|_F^2 + \text{tr}(\nabla g(Y)^2)].$$

Recall that the MSE of the CB estimator is dominated by a term of order $O(1/\alpha)$ as $\alpha \rightarrow 0$ for any finite K . In contrast, the MSE of the proposed estimator remains bounded, leading to the following corollary.

Corollary 1. *Under the same assumptions as in Theorem 3.3, for any finite $K > 1$, we have that*

$$\lim_{\alpha \rightarrow 0} \{\text{MSE}(\text{CV}_\alpha) - \text{MSE}(\text{CB}_\alpha)\} = -\infty.$$

This result indicates that our cross-validated estimator offers an infinite efficiency gain over the coupled bootstrap method. Moreover, by selecting a small α , we can make the bias arbitrarily small while ensuring that the variance does not blow up. This stability in variance underscores the advantages of the proposed antithetic randomization scheme.

4 Connection with SURE

For the normal means problem, a well-known method for risk estimation is Stein’s Unbiased Risk Estimator (SURE) (Stein, 1981), which is defined as

$$\text{SURE}(g) = \|Y - g(Y)\|_2^2 + 2\sigma^2 \nabla \cdot g(Y),$$

where the divergence of g is given by $\nabla \cdot g(Y) = \text{tr}(\nabla g(Y))$. SURE is commonly used to estimate the quadratic risk $\mathbb{E} [\|\theta - g(Y)\|_2^2]$. In the normal means problem, the quadratic risk and the prediction error differ only by a constant $n\sigma^2$. Therefore, we analyze SURE here as an estimator of the prediction error $\text{PE}(g)$.

Under Assumption 1, along with the conditions that $\mathbb{E} [\|g(Y)\|_2^2] < \infty$ and $\mathbb{E} [\|\nabla_i g_i(Y)\|] < \infty$, the SURE estimator is unbiased for the prediction error $\text{PE}(g)$. The unbiased-ness of SURE follows directly from Stein's identity for Gaussian distributions:

$$\mathbb{E} [(Y - \theta)^\top g(Y)] = \sigma^2 \mathbb{E} [\nabla \cdot g(Y)].$$

We argue that our estimator CV_α closely resembles SURE, despite being motivated from a completely different perspective. Recall from Equation (10) that our estimator can be expressed as

$$\text{CV}_\alpha = \frac{1}{K} \sum_{k=1}^K \|Y - g(Y + \sqrt{\alpha}\omega^{(k)})\|_2^2 + \frac{1}{K} \sum_{k=1}^K \frac{2}{\sqrt{\alpha}} (\omega^{(k)})^\top g(Y + \sqrt{\alpha}\omega^{(k)}). \quad (12)$$

For small α , we claim that

$$\mathbb{E} [\text{CV}_\alpha | Y] \approx \|Y - g(Y)\|_2^2 + 2\sigma^2 \nabla \cdot g(Y) = \text{SURE}(g).$$

This is due to the following reasons. By Lemma 3.1, the conditional expectation of the first term in (12), $\mathbb{E} [\|Y - g(Y + \sqrt{\alpha}\omega^{(k)})\|_2^2 | Y]$, converges in L_1 as $\alpha \rightarrow 0$ to $\|Y - g(Y)\|_2^2$, which is the first term in $\text{SURE}(g)$. Moreover, according to Equation (11), the second term in (12) equals

$$\frac{1}{K} \sum_{k=1}^K \frac{2}{\sqrt{\alpha}} (\omega^{(k)})^\top g(Y + \sqrt{\alpha}\omega^{(k)}) = \frac{2}{K} \sum_{k=1}^K \omega^{(k)\top} \left[\int_0^1 \nabla g(Y + t\sqrt{\alpha}\omega^{(k)}) dt \right] \omega^{(k)},$$

By a reasoning similar to Lemma 3.1, we can show that as $\alpha \rightarrow 0$

$$\mathbb{E} \left[\frac{2}{K} \sum_{k=1}^K \omega^{(k)\top} \left[\int_0^1 \nabla g(Y + t\sqrt{\alpha}\omega^{(k)}) dt \right] \omega^{(k)} | Y \right] \xrightarrow{L_1} 2\sigma^2 \nabla \cdot g(Y),$$

which corresponds to the second term in $\text{SURE}(g)$. Consequently, after integrating out the randomization variables, the proposed estimator CV_α converges to $\text{SURE}(g)$ in L_1 as $\alpha \rightarrow 0$.

Furthermore, even for a positive α , the proposed estimator remains closely related to SURE. In fact, we argue that the proposed estimator corresponds to the SURE applied to a convolution-smoothed version of the prediction function g . To see this, consider the expression for CV_α in Equation (12), and replace the term $g(Y + \sqrt{\alpha}\omega^{(k)})$ with its conditional expectation $\mathbb{E} [g(Y + \sqrt{\alpha}\omega) | Y]$, where the expectation is over $\omega \sim \mathcal{N}(0, \sigma^2 I_n)$. This leads

to the noise-free version of our estimator:

$$\overline{\text{CV}}_\alpha = \|Y - \mathbb{E}[g(Y + \sqrt{\alpha}\omega) | Y]\|_2^2 + \frac{2}{\sqrt{\alpha}} \mathbb{E}[\omega^\top g(Y + \sqrt{\alpha}\omega) | Y], \quad (13)$$

In other words, $\overline{\text{CV}}_\alpha$ corresponds to CV_α with the randomness from $\omega^{(k)}$'s marginalized out.

The following result states that the noise-free version $\overline{\text{CV}}_\alpha$ of the proposed estimator, coincides with the SURE when g is replaced by its convolution-smoothed version $g * \varphi_{\alpha\sigma^2}$.

Proposition 4.1 (Connection with SURE). *It holds that*

$$\overline{\text{CV}}_\alpha = \text{SURE}(g * \varphi_{\alpha\sigma^2}). \quad (14)$$

The proof is provided in Appendix B.1. Two remarks are in order.

Remark 4.1. *When SURE is applicable, the proposed estimator behaves similarly to SURE when α is small. Our estimator, however, does not require computing the divergence term $\nabla \cdot g$, which may not be available in closed form for many estimators. This makes CV_α a more practical choice in such scenarios.*

Remark 4.2. *When SURE is not applicable, such as when g is not weakly differentiable, the proposed estimator CV_α remains well-defined. In these cases, CV_α behaves as though applying SURE to the infinitely differentiable, convolution-smoothed estimator $g * \varphi_{\alpha\sigma^2}$. This connection with SURE provides further justification for the proposed method, providing a solution in settings where SURE is not applicable.*

4.1 Generalization to exponential families

Given the connection between CV_α and SURE, we can naturally generalize our estimator to other exponential families, using the more general version of Stein's identity for this larger family of distributions.

Suppose $Y \in \mathbb{R}^n$ follows the exponential family distribution with density

$$p(Y) = \exp(\theta^\top Y - A(\theta)) \cdot h(Y),$$

where $\theta \in \mathbb{R}^n$ is the natural parameter, $A(\theta)$ is the log-partition function, and h is the base measure. Let $g(Y)$ be an estimator of θ . Our goal is to estimate the risk under the quadratic loss $\mathbb{E}[\|\theta - g(Y)\|_2^2]$. Since $\|\theta\|_2^2$ is a constant not depending on the estimator and $\mathbb{E}[\|g(Y)\|_2^2]$ can be estimated by $\|g(Y)\|_2^2$, the task reduces to estimating the cross term $\mathbb{E}[\theta^\top g(Y)]$.

Stein's identity (see, for example, Eldar (2008)):

$$\mathbb{E}[\theta^\top g(Y)] = -\mathbb{E}[\nabla \cdot g(Y) + g(Y)^\top \nabla \log h(Y)] \quad (15)$$

implies that

$$-\nabla \cdot g(Y) - g(Y)^\top \nabla \log h(Y)$$

is an unbiased estimator of $\mathbb{E}[\theta^\top g(Y)]$. However, this estimator involves the divergence term $\nabla \cdot g(Y)$, which is often unavailable.

In line with our earlier arguments, we propose to approximate the divergence term $\nabla \cdot g$ by its convolution-smoothed version $\nabla \cdot (g * \varphi_{\alpha\sigma^2})$. This term can then be estimated using the Monte Carlo estimator

$$\frac{1}{K\sqrt{\alpha}} \sum_{k=1}^K \omega^{(k)\top} g(y + \sqrt{\alpha}\omega^{(k)}),$$

where

$$\omega^{(k)} \sim \mathcal{N}(0, I_n), \text{ Cov}[\omega^{(j)}, \omega^{(k)}] = -\frac{1}{K-1}I_n \text{ for } j \neq k.$$

The advantages of using antithetic randomization extend here as well, ensuring that the variance remains bounded even as $\alpha \rightarrow 0$, at which point the bias also vanishes.

5 Extensions beyond the quadratic loss

In this section, we extend our cross-validation method to handle more general loss functions, where the sufficient statistic in the loss function is asymptotically normal. To emphasize the dependence on the sample size, we add subscripts n to the data, the estimand, and the estimator. Later in the section, we analyze the bias and variance of the proposed estimator in the asymptotic regime as $n \rightarrow \infty$.

Suppose the data $Y = Y_n$ is generated from an exponential family with density:

$$p_n(Y_n | \theta_n) = \exp\{\sqrt{n}(\theta_n^\top S_n(Y_n) - A_n(\theta_n))\} \cdot h_n(Y_n),$$

where θ_n is the p -dimensional natural parameter. Note, in this formulation, the sufficient statistic $S_n = S_n(Y_n)$ and the log-partition function $A_n(\theta_n)$ are scaled by $1/\sqrt{n}$. We consider a loss function derived from the negative log-likelihood of this density, which is given by

$$\mathcal{L}(\theta_n, Y_n) = A_n(\theta_n) - \theta_n^\top S_n(Y_n) - \frac{1}{\sqrt{n}} \log h_n(Y_n). \quad (16)$$

This setup accommodates the loss functions typically used in fitting generalized linear models (GLM). Throughout this section, we assume the existence of a sequence of $p \times p$ positive definite matrix H_n and $\mu_n \in \mathbb{R}^p$ such that

$$H_n^{-1/2}(S_n - \mu_n) \xrightarrow{d} \mathcal{N}(0, I_p). \quad (17)$$

The asymptotic normality assumption holds in GLMs under regularity conditions as estab-

lished in [Fahrmeir and Kaufmann \(1985\)](#).

5.1 Cross-validated estimator

Suppose that $g(S_n)$ is an estimator of θ_n , which depends on the data only through the sufficient statistic S_n . As before, we define the prediction error as the expectation of the loss function:

$$\text{PE}_n(g) = \mathbb{E} \left[\mathcal{L}(g(S_n), \tilde{Y}_n) \right] = \mathbb{E} \left[A_n(g(S_n)) - g(S_n)^\top \tilde{S}_n - n^{-1/2} \log h_n(\tilde{Y}_n) \right],$$

where \tilde{Y}_n is an independent copy of Y , and $\tilde{S}_n = S_n(\tilde{Y}_n)$ is the sufficient statistic of \tilde{Y}_n .

We define the rescaled sufficient statistics as

$$T_n = H_n^{-1/2} S_n, \quad \tilde{T}_n = H_n^{-1/2} \tilde{S}_n.$$

By Equation (17), the asymptotic distributions of $T_n - H_n^{-1/2} \mu_n$ and $\tilde{T}_n - H_n^{-1/2} \mu_n$ are $\mathcal{N}(0, I_p)$. Let

$$\mathfrak{g}_n(T_n) = (H_n^{1/2})^\top g(H_n^{1/2} T_n), \quad \mathfrak{A}_n(T_n) = A_n(g(H_n^{1/2} T_n)),$$

such that

$$A_n(g(S_n)) = \mathfrak{A}_n(T_n), \quad g(S_n)^\top \tilde{S}_n = \mathfrak{g}(T_n)^\top \tilde{T}_n.$$

With these notations, we can rewrite the prediction error as

$$\text{PE}_n(g) = \mathbb{E} \left[\mathfrak{A}_n(T_n) - \mathfrak{g}_n(T_n)^\top \tilde{T}_n \right] - \mathbb{E} \left[n^{-1/2} \log h_n(Y_n) \right]. \quad (18)$$

The second expectation in our estimand, $\mathbb{E} \left[n^{-1/2} \log h_n(Y_n) \right]$, can be easily estimated by $n^{-1/2} \log h_n(Y_n)$. The first expectation is taken over T_n and \tilde{T}_n , which are asymptotically normal with identity covariance. Thus, the problem reduces to a form analogous to the normal means example discussed earlier, except that T_n is not exactly normal but asymptotically normal.

We apply the same idea as before, constructing the train-test pair of randomized data as

$$T_n + \sqrt{\alpha} \omega \quad \text{and} \quad T_n - \frac{1}{\sqrt{\alpha}} \omega, \quad \text{where } \omega \sim \mathcal{N}(0, I_p),$$

for $\alpha \in \mathbb{R}^+$. Clearly, the train-test data are asymptotically independent. We train the prediction function on $T_n + \sqrt{\alpha} \omega$ and evaluate its performance on $T_n - \frac{1}{\sqrt{\alpha}} \omega$, leading to the following estimate of $\text{PE}_n(g)$:

$$\mathfrak{A}_n(T_n + \sqrt{\alpha} \omega) - \mathfrak{g}_n(T_n + \sqrt{\alpha} \omega)^\top (T_n - \frac{1}{\sqrt{\alpha}} \omega) - n^{-1/2} \log h_n(Y_n).$$

We propose to repeat this procedure $K > 1$ times, with randomization variables $\omega^{(1)}, \dots, \omega^{(K)}$ generated using the antithetic scheme described in (6), i.e.,

$$\omega^{(k)} \sim \mathcal{N}(0, I_p), \quad \text{Cov} [\omega^{(j)}, \omega^{(k)}] = \frac{-1}{K-1} I_p \text{ for } j \neq k. \quad (19)$$

Averaging over the K draws of randomization, we obtain the cross-validated estimator

$$\text{CV}_{n,\alpha} = \frac{1}{K} \sum_{k=1}^K \left\{ \mathfrak{A}_n(T_n + \sqrt{\alpha}\omega^{(k)}) - \mathfrak{g}_n(T_n + \sqrt{\alpha}\omega^{(k)})^\top (T_n - \frac{1}{\sqrt{\alpha}}\omega^{(k)}) \right\} - n^{-1/2} \log h_n(Y_n). \quad (20)$$

Note that we could equivalently work with the sufficient statistics S_n directly, without rescaling them to T_n . In this case, the randomization variables would be introduced with a marginal covariance matrix equal to H_n , while maintaining the same antithetic correlation structure used throughout our method. With the rescaling of the sufficient statistics, we instead work with randomization variables that have an identity covariance matrix, which simplifies the presentation.

As we demonstrate next, the proposed estimator exhibits similar desirable bias-variance properties to those in the normal means problem. Specifically, the asymptotic bias vanishes as $\alpha \rightarrow 0$, and the variance remains bounded, which is again a consequence of the antithetic randomization scheme.

5.2 Mean squared error analysis

To conduct the mean squared error analysis of our cross-validated estimator $\text{CV}_{n,\alpha}$, we require some additional assumptions on the sufficient statistics T_n .

For a weakly differentiable \mathbb{R}^p -valued function g and a p -dimensional vector μ , define

$$(\mathcal{T}_\mu g)(x) = \langle g(x), \mu - x \rangle + \nabla \cdot g(x).$$

For a normal random variable $X \sim \mathcal{N}(\mu, I_p)$, it follows that $\mathbb{E} [(\mathcal{T}_\mu g)(X)] = 0$, which recovers Stein's identity.

Let \mathbb{Q}_n represent the distribution of the rescaled sufficient statistics, T_n , with density q_n and expectation $m_n = H_n^{-1/2} \mu_n$.

Assumption 2. *Assume that*

$$\lim_{n \rightarrow \infty} \mathbb{E} [(\mathcal{T}_{m_n} g_n)(T_n)] = 0$$

where

$$(\mathcal{T}_{m_n} g)(x) = \langle g(x), m_n - x \rangle + \nabla \cdot g(x).$$

Under a distribution \mathbb{Q}_n that is not normal, note that $\mathbb{E}[(\mathcal{T}_{m_n} g_n)(T_n)]$ is no longer exactly zero. This quantity, known as Stein’s measure of non-normality, forms the basis for the notion of Stein’s discrepancy; see, for example, the paper by [Gorham and Mackey \(2015\)](#). Assumption 2 requires that the sufficient statistics exhibit vanishingly small Stein’s discrepancy as n goes to infinity. For example, given that the sufficient statistics are asymptotically normal, this condition holds if $\|T_n\|_q^q$ is also uniformly integrable, and both functions $\langle g(x), x \rangle$, $\nabla \cdot g(x)$ grow slower than $\|x\|_q^q$ for some $q > 0$.

Assumption 3. *Assume that there exist constants $N_0 > 0$ and $C > 0$ such that, for all $n \geq N_0$, the density q_n of T_n satisfies*

$$|\log q_n(x) - \log q_n(x')| \leq C \|x - x'\|_2^2.$$

The condition in Assumption 3 is automatically satisfied if the density of the sufficient statistics converges to a normal density.

Now we are ready to show that the bias and variance results established in Section 3 for exactly normal data carry over to our estimator based on asymptotically normal sufficient statistics. In particular, we show that the asymptotic bias is 0 as $\alpha \rightarrow 0$ and $n \rightarrow \infty$. Moreover, the variance remains bounded as $\alpha \rightarrow 0$.

Theorem 5.1 (Bias). *Let Assumptions 1, 2, and 3 hold. In addition, assume that $\mathbb{E}[\|\mathfrak{A}_n(T_n)\|] < \infty$, $\mathbb{E}[\|\mathfrak{g}_n(T_n)\|_2^2] < \infty$, and $\mathbb{E}[\|\nabla \mathfrak{g}_n(T_n)\|] < \infty$. Then*

$$\lim_{n \rightarrow \infty} \lim_{\alpha \rightarrow 0} \left| \mathbb{E}[\text{CV}_{n,\alpha}] - \text{PE}_n(g) \right| = 0.$$

Theorem 5.2 (Reducible variance). *Let Assumptions 1 and 3 hold. In addition, assume that $\mathbb{E}[\|\mathfrak{A}_n(T_n)\|^2] < \infty$, $\mathbb{E}[\|\mathfrak{g}_n(T_n)\|_2^4] < \infty$, and $\mathbb{E}[\|\nabla \mathfrak{g}_n(T_n)\|_F^2] < \infty$. When $n \geq N_0$, we have*

$$\lim_{\alpha \rightarrow 0} \mathbb{E}[\text{Var}[\text{CV}_{n,\alpha} | Y_n]] = \frac{1}{K-1} \mathbb{E}[\|\mathfrak{g}_n(T_n)\|_F^2 + \text{tr}(\nabla \mathfrak{g}_n(T_n)^2)].$$

The proofs are provided in Appendix C.1 and C.2.

We conclude this section by presenting the widely used logistic regression for classification as an example within our setup. Simulations in the next section illustrate the performance of our cross-validated estimator in this example.

Example 5.3 (Logistic regression). *In logistic regression, the negative log-likelihood is given by*

$$\sum_{i=1}^n -y_i x_i^\top \theta + \log(1 + e^{x_i^\top \theta}),$$

where the data follows the model

$$y_i \sim \text{Bernoulli}(\pi(x_i^\top \theta_n)),$$

where $\pi(x) = \frac{1}{1+\exp(-x)}$ is the sigmoid function. In the above-described setup, we scale the log-likelihood by $1/\sqrt{n}$, resulting in the loss function

$$\mathcal{L}(\theta_n, Y_n) = -\theta_n^\top S_n + A_n(\theta_n),$$

where

$$S_n = \frac{1}{\sqrt{n}} X_n^\top Y_n, \quad A_n(\theta_n) = \frac{1}{\sqrt{n}} \sum_{i=1}^n \log(1 + e^{x_i^\top \theta_n}).$$

Under mild regularity conditions, such as those outlined in [Fahrmeir and Kaufmann \(1985\)](#), it can be shown that the sufficient statistic S_n follows an asymptotically normal distribution. The covariance matrix in this limiting normal distribution is equal to $H_n = \frac{1}{n} X_n^\top W_n X_n$, where W_n is a diagonal matrix with entries $\pi(x_i^\top \theta_n)(1 - \pi(x_i^\top \theta_n))$. Clearly, this covariance depends on the true underlying parameter. However, our method performs effectively as long as we can estimate this matrix, as demonstrated in the simulations presented in [Section 6](#).

6 Experiments

In this section, we evaluate our method empirically on simulated data and compare our method with competing estimators for prediction error.

6.1 Simulation settings

We consider three simulation settings:

1. **Isotonic regression.** For $i = 1, \dots, n$, we draw the one-dimensional covariate $X_i \sim \text{Unif}(0, 1)$ and set $Y_i = f^*(X_i) + \epsilon_i$, where ϵ_i are independently and identically distributed as $\mathcal{N}(0, \sigma^2)$, and

$$f^*(x) = 2 \cdot \lceil 5x \rceil - 6.$$

We set $n = 100$ and $\sigma^2 = 1$. Visualizations of the function f^* and simulated data points are give in [Figure 2](#). We fit an isotonic regression to the data to estimate $f^*(x)$.

2. **Logistic regression with categorical predictors.** For each $i = 1, \dots, n$, the continuous predictors $X_i^{\text{cts}} \in \mathbb{R}^{d_{\text{cts}}}$ are drawn i.i.d. from $\mathcal{N}(0, I_{d_{\text{cts}}})$ and the categorical predictors X_{ij}^{cat} are independently drawn from a discrete uniform distribution

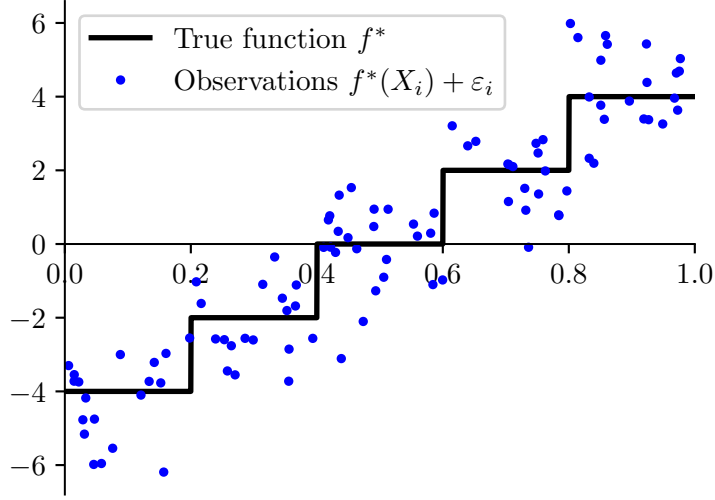


Figure 2: In the isotonic regression simulations, the data are generated based on the function f^* , shown in solid line. An example of a simulated dataset is displayed as scatter points.

$\text{Unif}(\{1, \dots, K_j\})$ for $j = 1, \dots, d_{\text{cat}}$. The corresponding response label Y_i is drawn from a Bernoulli distribution with mean parameter $p_i = \frac{1}{1+e^{-\eta_i}}$, where

$$\eta_i = \beta^\top X_i^{\text{cts}} + \sum_{j=1}^{d_{\text{cat}}} \sum_{k=1}^{K_j} \gamma_{jk} \mathbf{1}\{X_{ij}^{\text{cat}} = k\}.$$

Throughout, we set $d_{\text{cts}} = 4$, $d_{\text{cat}} = 2$, and $K_1 = K_2 = 3$. The GLM parameters are $\beta = (2, 2, 2, 2)$ and $\gamma_j = (-3, 0, 3)$ for $j = 1, 2$, which are estimated by logistic regression. In this example, the loss function is the binary cross-entropy, and we apply the cross-validated estimator introduced in Section 5.

3. **Neural networks.** For $i = 1, \dots, n$, we simulate Gaussian covariates $X_i \sim \mathcal{N}(0, I_d)$ and set $Y_i = f^*(X_i) + \epsilon_i$, where ϵ_i are drawn i.i.d. from $\mathcal{N}(0, \sigma^2)$, and

$$f^*(x) = \sum_{j=1}^d \sin\left(\frac{x_j}{j}\right).$$

We set $n = 200, d = 50$ and, $\sigma^2 = 1$. Because the noise is Gaussian, we consider the quadratic loss. The prediction function g is a neural network with a single hidden layer, optimized using stochastic gradient descent. We use the scikit-learn class `neural_network.MLPRegressor`, setting `hidden_layer_sizes=(40,)`, `'solver="sgd"`, `learning_rate_init=0.2`, `max_iter=8`, and `alpha=1e-4`, leaving all other parameters at their default values.

6.2 Results

The results for the three sets of simulations are presented in Figure 3. In the first column, we compare our proposed method with Classical CV based on sample splitting, for various values of K . In our method, we set $\alpha = 0.1$. We observe that classical CV exhibits both larger bias and larger variance compared to our method in most settings. In isotonic regression and logistic regression, the bias of LOO CV, i.e. $K = 100$, is higher than the bias of our estimator with $K = 2$, even though our estimator is 50 times cheaper to compute. In the last setting, while the bias of our method is slightly higher than that of LOO CV, this is due to using a relatively large value of α in our estimator. Notably, the variance of our estimator is significantly smaller than that of classical CV. This demonstrates the advantages of our method in achieving a small bias and variance while maintaining lower computational cost.

The second column of Figure 3 compares our method to the coupled bootstrap (CB) method. We note that the original CB estimator was not designed for loss functions beyond the quadratic loss or for non-normal data. In the case of logistic regression, we adapt our approach in Section 5 by replacing the antithetic randomization variables with independent Gaussian randomization variables, mirroring the CB estimator in the normal means problem. For consistency, we continue to refer to this adaptation as the CB method.

For both our method and the CB method, we used $K = 10$ train-test repetitions to ensure equal computational cost. We vary the parameter α , which controls the bias in both methods. The results corroborate our theory, demonstrating that our method achieves substantially smaller variance compared to the CB method, particularly as α decreases to zero (see e.g. $\alpha = 0.01$), in which case the bias also decays to zero. This provides empirical validation of our theory that the variance of our estimator remains stable even as the bias decays to zero.

6.3 Comparison to SURE

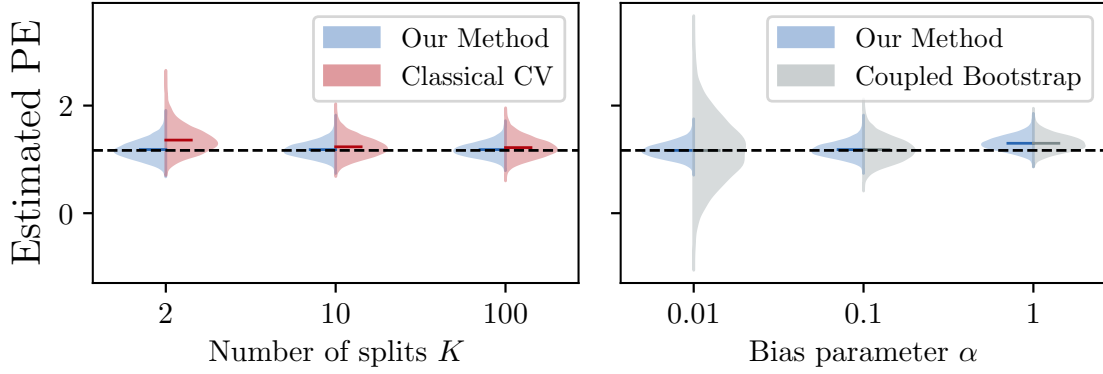
In the isotonic regression setting, we compare our method to Stein’s Unbiased Risk Estimator (SURE). In this example, the SURE estimator is given by

$$\text{SURE} = \frac{1}{n} \sum_{i=1}^n (Y_i - g_i(Y))^2 + 2\sigma^2 \frac{\widehat{k}(g(Y))}{n},$$

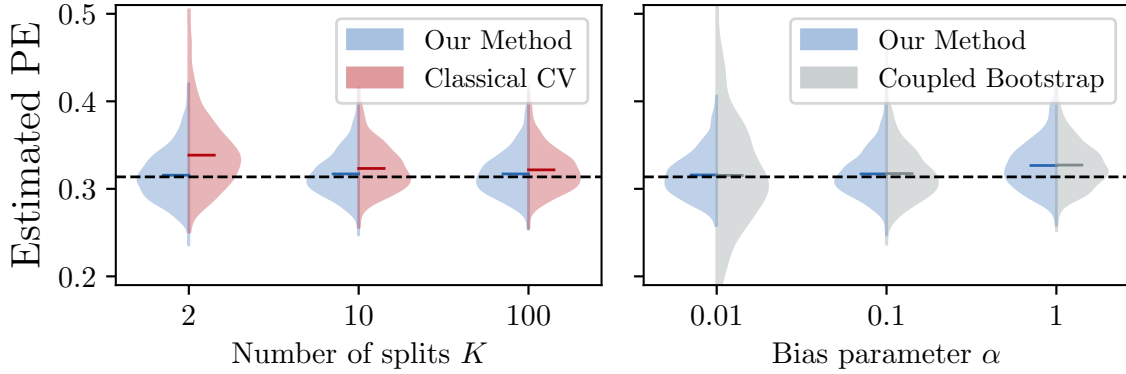
where $\widehat{k}(\theta)$ is the number of unique values in the vector θ , corresponding to the divergence of the isotonic regression estimator. Note that our estimator does not require knowledge of the derivative of the estimator. For our method, we set $K = 10$ and $\alpha = 0.1$.

In Figure 4, we observe that our method performs similarly to SURE, while avoiding the need to differentiate the prediction function g . This confirms the connection between the two estimators, as discussed in Section 4.

Setting 1: Isotonic Regression



Setting 2: Logistic Regression



Setting 3: Neural Network

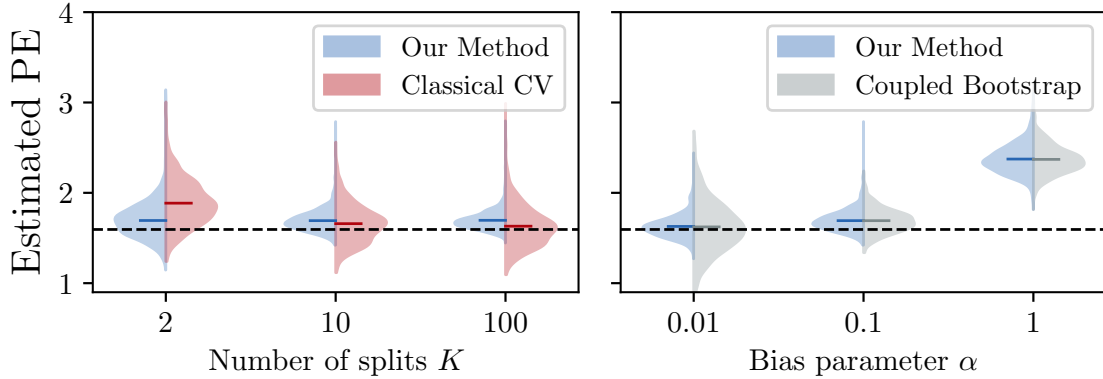


Figure 3: Simulation results comparing our method to classical CV (left) and to the coupled bootstrap (right) in three simulation settings. For the left column, we use $\alpha = 0.1$ for our method; for the right column, we use $K = 10$ for both methods.

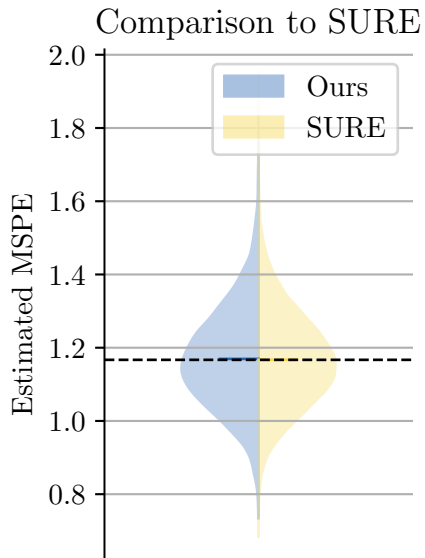


Figure 4: Comparison of our method and SURE in the isotonic regression example. Our method uses $K = 10$ repetitions and takes $\alpha = .1$.

6.4 Unknown covariance

The proposed randomization framework, like most randomization-based methods, assumes knowledge of the covariance matrix of the noise. Here, we demonstrate empirically that the proposed method performs well when using a plug-in estimate of the covariance matrix.

In the logistic regression setting, we estimate the covariance matrix H_n of the sufficient statistics using a residual bootstrap. First, we run logistic regression on the full data to obtain $\hat{\theta}$, and compute the predicted success probabilities $\hat{\mu}_i = (1 + e^{-x_i^\top \hat{\theta}})^{-1}$. Then we randomly sample indices $i_{j,b}$ with replacement from $\{1, \dots, n\}$ for $b \in [B]$, where B is the number of bootstrap replicates. Then we construct the resampled (centered) sufficient statistics

$$S^b = \frac{1}{\sqrt{n}} \sum_{j=1}^n x_{i_{j,b}}^\top (y_{i_{j,b}} - \hat{\mu}_{i_{j,b}}), \quad \text{for } b \in [B].$$

Finally, we set \hat{H}_n to be the sample covariance matrix of S^1, \dots, S^B . We then apply the estimator introduced in Section 5 with H_n replaced by \hat{H}_n .

We compare this plug-in estimator to the estimator that uses the exact covariance H_n (referred to as “Known H ”). The results are presented in Figure 5. We observe that the estimator with estimated covariance incurs slightly higher bias, which is attributed to the inaccuracies in the covariance estimate. However, the overall performance of the two methods is comparable, showing that the proposed method remains effective as long as a reasonably good estimate of the covariance matrix is available.

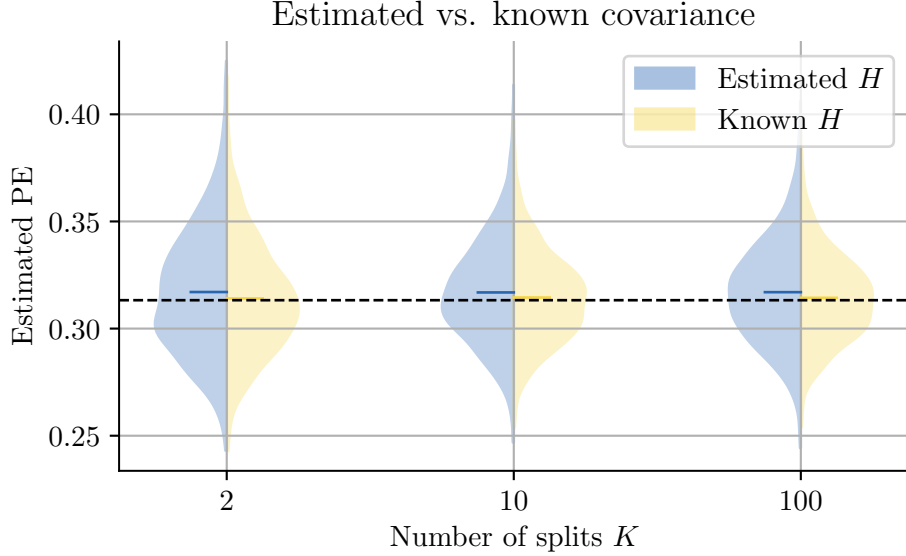


Figure 5: Comparison of the proposed estimator using a plug-in estimate of covariance (Estimated H) with the estimator using the exact covariance matrix (Known H) in the logistic regression example.

7 Discussion

We conclude by discussing related research directions and potential applications of the anti-thetic randomization scheme in our work.

Multi-fold data thinning As noted in the introduction, a related concept called multi-fold data thinning (MDT) was proposed in [Neufeld et al. \(2024\)](#). For a vector $Y \sim \mathcal{N}(\theta, \sigma^2 I_n)$, the MDT method generates X^1, \dots, X^K such that $\sum_{k=1}^K X^k = Y$, $\mathbb{E}[X^{(k)} | Y] = \varepsilon_k Y$, $\text{Var}[X^{(k)} | Y] = \varepsilon_k(1 - \varepsilon_k)\sigma^2$, and $\text{Cov}[X^{(j)}, X^{(k)} | Y] = -\varepsilon_j \varepsilon_k \sigma^2$, where $\varepsilon_k > 0$ and $\sum_{k=1}^K \varepsilon_k = 1$. This method treats $Y_{\text{MDT}}^{(k)} = Y - X^{(k)}$ as the training data and $X^{(k)}$ as the testing data.

If we take $\varepsilon_k = 1/K$ for all k , then the training data $Y_{\text{MDT}}^{(k)}$ follow a joint Gaussian distribution with:

$$\mathbb{E}[Y_{\text{MDT}}^{(k)}] = \frac{K-1}{K}\theta, \quad \text{Cov}[Y_{\text{MDT}}^{(j)}, Y_{\text{MDT}}^{(k)}] = \left(1 - \frac{2}{K} + \frac{\delta_{j,k}}{K}\right)\sigma^2 I_n.$$

Instead, the training data in the k -th fold of our cross-validation method equals $Y_{\text{train}}^{(k)} = Y + \sqrt{\alpha}\omega^{(k)}$, where the joint distribution of the training data across the folds is equal to:

$$\mathbb{E}[Y_{\text{train}}^{(k)}] = \theta, \quad \text{Cov}[Y_{\text{train}}^{(j)}, Y_{\text{train}}^{(k)}] = \left(1 - \frac{\alpha}{K-1} + \frac{\alpha K}{K-1}\delta_{j,k}\right)\sigma^2 I_n.$$

Even if we multiply $Y_{\text{MDT}}^{(k)}$ by $\frac{K}{K-1}$ to match the mean, the covariance

$$\text{Cov} \left[\frac{K}{K-1} Y_{\text{MDT}}^{(j)}, \frac{K}{K-1} Y_{\text{MDT}}^{(k)} \right] = \left(\frac{K(K-2)}{(K-1)^2} + \frac{K}{(K-1)^2} \delta_{j,k} \right) \sigma^2 I_n$$

is different from that in our method. More importantly, our proposed method introduces an additional parameter, α , enabling direct control over the bias of the estimator. In contrast, the MDT method relies solely on a single parameter, K , to balance the bias-variance tradeoff, like the standard cross-validation. Moreover, [Neufeld et al. \(2024\)](#) did not provide a quantitative analysis of the bias and variance of the MDT estimator.

Our paper focuses on problems where the sufficient statistics are either normal or asymptotically normal. As future work, it would be interesting to investigate whether similar antithetic randomization schemes could be extended to other convolution-closed distributions, as discussed in the aforementioned reference.

Simultaneous perturbation The randomization approach proposed in this paper is also connected to simultaneous perturbation methods commonly employed in black-box optimization. Suppose that the objective function is $F(\theta)$ for $\theta \in \mathbb{R}^d$, whose gradient is not available. Consider its Gaussian-smoothed version $\mathbb{E}_{\omega \sim \mathcal{N}(0, I)} [F(\theta + \sigma\omega)]$, whose gradient takes the form

$$\nabla_{\theta} \mathbb{E}_{\omega \sim \mathcal{N}(0, I)} [F(\theta + \sigma\omega)] = \frac{1}{\sigma} \mathbb{E}_{\omega \sim \mathcal{N}(0, I_d)} [F(\theta + \sigma\omega)\omega].$$

This expectation can be then approximated by sampling $\omega^{(k)} \sim \mathcal{N}(0, I_d)$ and computing

$$\hat{g}(\theta) = \frac{1}{K\sigma} \sum_{k=1}^K F(\theta + \sigma\omega^{(k)})\omega^{(k)}.$$

The estimated gradient $\hat{g}(\theta)$ can be used in any gradient-based optimization algorithm. This method is known as simultaneous perturbation stochastic approximation ([Spall, 1992](#)) or random gradient-free optimization ([Nesterov and Spokoiny, 2017](#)), and it is widely used in black-box optimization tasks such as reinforcement learning ([Salimans et al., 2017](#)) and fine tuning large language models ([Malladi et al., 2023](#)).

In these methods, the random perturbations $\omega^{(k)}$ are sampled independently of one another. It is known that the bias of the estimator vanishes as $\sigma \rightarrow 0$, while the variance increases as σ decreases. The antithetic randomization approach introduced in this paper could be directly applied to gradient estimation in this context, potentially improving the performance of downstream optimization tasks. We leave this as a potential direction for future work.

References

- Brown, L. D., Greenshtein, E., and Ritov, Y. (2013). The Poisson compound decision problem revisited. *Journal of the American Statistical Association*, 108(502):741–749.
- Craiu, R. V. and Meng, X.-L. (2005). Multiprocess parallel antithetic coupling for backward and forward Markov chain Monte Carlo. *Annals of Statistics*, pages 661–697.
- Dai, C., Lin, B., Xing, X., and Liu, J. S. (2023). A scale-free approach for false discovery rate control in generalized linear models. *Journal of the American Statistical Association*, 118(543):1551–1565.
- Dharamshi, A., Neufeld, A., Motwani, K., Gao, L. L., Witten, D., and Bien, J. (2024). Generalized data thinning using sufficient statistics. *Journal of the American Statistical Association*, (just-accepted):1–26.
- Eldar, Y. C. (2008). Generalized SURE for exponential families: Applications to regularization. *IEEE Transactions on Signal Processing*, 57(2):471–481.
- Fahrmeir, L. and Kaufmann, H. (1985). Consistency and asymptotic normality of the maximum likelihood estimator in generalized linear models. *The Annals of Statistics*, 13(1):342–368.
- Fry, K. and Taylor, J. E. (2023). Unbiased estimation of structured prediction error. *arXiv preprint arXiv:2310.10740*.
- Gorham, J. and Mackey, L. (2015). Measuring sample quality with Stein’s method. *Advances in neural information processing systems*, 28.
- Huang, Y., Pirenne, S., Panigrahi, S., and Claeskens, G. (2023). Selective inference using randomized group lasso estimators for general models. *arXiv preprint arXiv:2306.13829*.
- Leiner, J., Duan, B., Wasserman, L., and Ramdas, A. (2023). Data fission: splitting a single data point. *Journal of the American Statistical Association*, pages 1–12.
- Liu, S. and Panigrahi, S. (2023). Selective inference with distributed data. *arXiv preprint arXiv:2301.06162*.
- Malladi, S., Gao, T., Nichani, E., Damian, A., Lee, J. D., Chen, D., and Arora, S. (2023). Fine-tuning language models with just forward passes. *Advances in Neural Information Processing Systems*, 36:53038–53075.
- Nesterov, Y. and Spokoiny, V. (2017). Random gradient-free minimization of convex functions. *Foundations of Computational Mathematics*, 17(2):527–566.

- Neufeld, A., Dharamshi, A., Gao, L. L., and Witten, D. (2024). Data thinning for convolution-closed distributions. *Journal of Machine Learning Research*, 25(57):1–35.
- Oliveira, N. L., Lei, J., and Tibshirani, R. J. (2021). Unbiased risk estimation in the normal means problem via coupled bootstrap techniques. *arXiv preprint arXiv:2111.09447*.
- Oliveira, N. L., Lei, J., and Tibshirani, R. J. (2022). Unbiased test error estimation in the Poisson means problem via coupled bootstrap techniques. *arXiv preprint arXiv:2212.01943*.
- Panigrahi, S., Fry, K., and Taylor, J. (2024). Exact selective inference with randomization. *Biometrika*, page asae019.
- Panigrahi, S., MacDonald, P. W., and Kessler, D. (2023). Approximate post-selective inference for regression with the group lasso. *Journal of machine learning research*, 24(79):1–49.
- Panigrahi, S. and Taylor, J. (2022). Approximate selective inference via maximum likelihood. *Journal of the American Statistical Association*, to appear:1–11.
- Rasines, D. G. and Young, G. A. (2023). Splitting strategies for post-selection inference. *Biometrika*, 110(3):597–614.
- Salimans, T., Ho, J., Chen, X., Sidor, S., and Sutskever, I. (2017). Evolution strategies as a scalable alternative to reinforcement learning. *arXiv preprint arXiv:1703.03864*.
- Spall, J. C. (1992). Multivariate stochastic approximation using a simultaneous perturbation gradient approximation. *IEEE transactions on automatic control*, 37(3):332–341.
- Stein, C. M. (1981). Estimation of the mean of a multivariate normal distribution. *The annals of Statistics*, pages 1135–1151.
- Tian, X. and Taylor, J. (2018). Selective inference with a randomized response. *The Annals of Statistics*, 46(2):679–710.
- Tibshirani, R. J. and Taylor, J. (2012). Degrees of freedom in lasso problems. *The Annals of Statistics*, 40(2):1198–1232.

A Proofs for Section 3

A.1 Proof of Theorem 3.3

Proof of Theorem 3.3. We first write

$$\begin{aligned} \text{CV}_\alpha &= \frac{1}{K} \sum_{k=1}^K \left\| Y - \frac{1}{\sqrt{\alpha}} \omega^{(k)} - g(Y + \sqrt{\alpha} \omega^{(k)}) \right\|_2^2 - \frac{1}{\alpha} \|\omega^{(k)}\|_2^2 \\ &= \underbrace{\frac{1}{K} \sum_{k=1}^K \left[\left\| Y - g(Y + \sqrt{\alpha} \omega^{(k)}) \right\|_2^2 \right]}_{(I)} + \underbrace{\frac{1}{K} \sum_{k=1}^K \frac{2}{\sqrt{\alpha}} \langle \omega^{(k)}, g(Y + \sqrt{\alpha} \omega^{(k)}) \rangle}_{(II)}. \end{aligned}$$

By Lemma A.1, $\text{Var} [(I) | Y]$ converges in L_1 to 0. By Lemma A.2, $\text{Var} [(II) | Y]$ converges in L_1 to $\text{Var} \left[\frac{2}{K} \sum_{k=1}^K (\omega^{(k)})^\top \nabla g(Y) \omega^{(k)} | Y \right]$. When $j \neq k$, $\text{Cov} [\omega^{(j)}, \omega^{(k)}] = \rho \sigma^2 I$ where $\rho = -\frac{1}{K-1}$. So we have

$$\begin{aligned} \text{Var} \left[\frac{1}{K} \sum_k (\omega^{(k)})^\top \nabla g(Y) \omega^{(k)} | Y \right] \\ = \frac{1}{K^2} \left(K \cdot \text{Var} [\omega^\top \nabla g(Y) \omega] + K(K-1) \text{Cov} \left[(\omega^{(1)})^\top \nabla g(Y) \omega^{(1)}, (\omega^{(2)})^\top \nabla g(Y) \omega^{(2)} \right] \right). \end{aligned}$$

By Lemma D.5,

$$\begin{aligned} \text{Var} [\omega^\top \nabla g(Y) \omega] &= \sigma^2 (\|\nabla g(Y)\|_F^2 + \text{tr}(\nabla g(Y)^2)), \\ \text{Cov} \left[(\omega^{(1)})^\top \nabla g(Y) \omega^{(1)}, (\omega^{(2)})^\top \nabla g(Y) \omega^{(2)} \right] &= \frac{1}{(K-1)^2} \text{Var} [\omega^\top \nabla g(Y) \omega]. \end{aligned}$$

Therefore,

$$\begin{aligned} \text{Var} \left[\frac{1}{K} \sum_k (\omega^{(k)})^\top \nabla g(Y) \omega^{(k)} | Y \right] &= \frac{1}{K^2} \left(K + K(K-1) \frac{1}{(K-1)^2} \right) \text{Var} [\omega^\top \nabla g(Y) \omega] \\ &= \frac{\sigma^2}{K-1} (\|\nabla g(Y)\|_F^2 + \text{tr}(\nabla g(Y)^2)). \end{aligned}$$

This completes the proof. \square

Lemma A.1 (First term (I)). *Assume that $\mathbb{E} [\|g(Y)\|_2^4] < \infty$. Then as $\alpha \rightarrow 0$,*

$$\text{Var} \left[\frac{1}{K} \sum_{k=1}^K \left\| Y - g(Y + \sqrt{\alpha} \omega^{(k)}) \right\|_2^2 | Y \right] \xrightarrow{L_1} 0.$$

Proof. Because $\text{Var} [X_1 + \dots + X_K] \leq K \cdot (\text{Var} [X_1] + \dots + \text{Var} [X_K])$, it suffices to show that

as $\alpha \rightarrow 0$,

$$\text{Var} [\|Y - g(Y + \sqrt{\alpha}\omega)^\top\|_2^2 \mid Y] \xrightarrow{L_1} 0,$$

where $\omega \sim \mathcal{N}(0, \sigma^2 I_n)$. It suffices to show that $\mathbb{E} [\|Y - g(Y + \sqrt{\alpha}\omega)\|_2^4 \mid Y] \xrightarrow{L_1} \|Y - g(Y)\|_2^4$, which is equivalent to showing that $\mathbb{E} [\|g(Y + \sqrt{\alpha}\omega)\|_2^4 \mid Y] \xrightarrow{L_1} \|g(Y)\|_2^4$. This is true by applying Lemma 3.1 with $f(y) = \|g(y)\|_2^4$. \square

Lemma A.2 (Second term (II)). *Assume that $\mathbb{E} [\|\nabla g(Y)\|_F^2] < \infty$. Then as $\alpha \rightarrow 0$,*

$$\text{Var} \left[\frac{2}{K} \sum_{k=1}^K \left\langle \frac{1}{\sqrt{\alpha}} \omega^{(k)}, g(Y + \sqrt{\alpha}\omega^{(k)}) \right\rangle \mid Y \right] \xrightarrow{L_1} \text{Var} \left[\frac{2}{K} \sum_{k=1}^K (\omega^{(k)})^\top \nabla g(Y) \omega^{(k)} \mid Y \right].$$

Proof. Since all the components of g are almost differentiable, we have

$$\begin{aligned} \left\langle \frac{1}{\sqrt{\alpha}} \omega, g(Y + \sqrt{\alpha}\omega) \right\rangle &= \frac{1}{\sqrt{\alpha}} \sum_{i=1}^n \omega_i g_i(Y + \sqrt{\alpha}\omega) \\ &= \frac{1}{\sqrt{\alpha}} \sum_{i=1}^n \omega_i \left[g_i(Y) + \int_0^1 \sqrt{\alpha}\omega \cdot \nabla g_i(Y + t\sqrt{\alpha}\omega) dt \right] \\ &= \frac{1}{\sqrt{\alpha}} \omega^\top g(Y) + \sum_{i=1}^n \omega_i \int_0^1 \omega \cdot \nabla g_i(Y + t\sqrt{\alpha}\omega) dt \\ &= \frac{1}{\sqrt{\alpha}} \omega^\top g(Y) + \omega^\top \int_0^1 \nabla g(Y + t\sqrt{\alpha}\omega) dt \omega, \end{aligned}$$

where ∇g is the $n \times n$ matrix with the i -th row being ∇g_i . Averaging over $k = 1, \dots, K$ and using the fact that $\sum_{k=1}^K \omega^{(k)} = 0$, we have

$$\frac{1}{K} \sum_{k=1}^K \left\langle \frac{1}{\sqrt{\alpha}} \omega^{(k)}, g(Y + \alpha\omega^{(k)}) \right\rangle = \frac{1}{K} \sum_{k=1}^K (\omega^{(k)})^\top \int_0^1 \nabla g(Y + t\sqrt{\alpha}\omega^{(k)}) dt \omega^{(k)}.$$

Denote each summand as $\Gamma_\alpha(\omega^{(k)}, Y)$, where $\Gamma_\alpha(\omega, Y) = \omega^\top \int_0^1 \nabla g(Y + t\sqrt{\alpha}\omega) dt \omega$ and $\Gamma_0(\omega, Y) = \omega^\top \nabla g(Y) \omega$. The claim of the lemma is equivalent to

$$\text{Var} \left[\frac{1}{K} \sum_{k=1}^K \Gamma_\alpha(\omega^{(k)}, Y) \mid Y \right] \xrightarrow{L_1} \text{Var} \left[\frac{1}{K} \sum_{k=1}^K \Gamma_0(\omega^{(k)}, Y) \mid Y \right], \text{ as } \alpha \rightarrow 0.$$

It suffices to show that as $\alpha \rightarrow 0$,

$$\begin{aligned} \text{Var} [\Gamma_\alpha(\omega, Y) \mid Y] &\xrightarrow{L_1} \text{Var} [\Gamma_0(\omega, Y) \mid Y], \\ \text{Cov} [\Gamma_\alpha(\omega^{(1)}, Y), \Gamma_\alpha(\omega^{(2)}, Y) \mid Y] &\xrightarrow{L_1} \text{Cov} [\Gamma_0(\omega^{(1)}, Y), \Gamma_0(\omega^{(2)}, Y) \mid Y]. \end{aligned}$$

The conditional variance and conditional covariance involve the conditional expectation of the following terms:

$$\begin{aligned}
& \omega^\top \int_0^1 \nabla g(Y + t\sqrt{\alpha}\omega) dt \omega = \sum_{i,j=1}^n \int_0^1 \nabla_j g_i(Y + t\sqrt{\alpha}\omega) \omega_i \omega_j dt \\
& (\omega^\top \int_0^1 \nabla g(Y + t\sqrt{\alpha}\omega) dt \omega)^2 = \\
& \quad \sum_{i,j,k,l} \int_{[0,1]^2} \nabla_j g_i(Y + t_1\sqrt{\alpha}\omega) \nabla_l g_k(Y + t_2\sqrt{\alpha}\omega) \omega_i \omega_j \omega_k \omega_l dt_1 dt_2 \\
& (\omega^{(1)\top} \int_0^1 \nabla g(Y + t\sqrt{\alpha}\omega^{(1)}) dt \omega^{(1)}) (\omega^{(2)\top} \int_0^1 \nabla g(Y + t\sqrt{\alpha}\omega^{(2)}) dt \omega^{(2)}) = \\
& \quad \sum_{i,j,k,l} \int_{[0,1]^2} \nabla_j g_i(Y + t_1\sqrt{\alpha}\omega^{(1)}) \nabla_l g_k(Y + t_2\sqrt{\alpha}\omega^{(2)}) \omega_i^{(1)} \omega_j^{(1)} \omega_k^{(2)} \omega_l^{(2)} dt_1 dt_2
\end{aligned}$$

Consider the quantities

$$\begin{aligned}
& \omega_i \omega_j \int_0^1 \nabla_j g_i(Y + t\sqrt{\alpha}\omega) dt \\
& \omega_i \omega_j \omega_k \omega_l \int_0^1 \int_0^1 \nabla_j g_i(Y + t_1\sqrt{\alpha}\omega) \nabla_l g_k(Y + t_2\sqrt{\alpha}\omega) dt_1 dt_2 \\
& \omega_i^{(1)} \omega_j^{(1)} \omega_k^{(2)} \omega_l^{(2)} \int_0^1 \int_0^1 \nabla_j g_i(Y + t_1\sqrt{\alpha}\omega^{(1)}) \nabla_l g_k(Y + t_2\sqrt{\alpha}\omega^{(2)}) dt_1 dt_2.
\end{aligned}$$

We need to show that their conditional expectation $\mathbb{E}[\cdot | Y]$ converges in L_1 to their corresponding expected value at $\alpha = 0$. For the first term, we apply Lemma D.3 with $f = \nabla_j g_i$ and $h(\omega) = \omega_i \omega_j$. For the second term, we apply Lemma D.4 with $f_1 = \nabla_j g_i$, $f_2 = \nabla_l g_k$, and $h(\omega) = \omega_i \omega_j \omega_k \omega_l$. For the third term, we can apply Lemma D.4 as well.

□

A.2 Proof of Theorem 3.4

Proof of Theorem 3.4. Note that

$$\begin{aligned}
\mathbb{E}[\text{CV}_\alpha | Y] &= \|Y\|_2^2 + \mathbb{E}[\|g(Y + \sqrt{\alpha}\omega)\|_2^2 | Y] - 2Y^\top \mathbb{E}[g(Y + \sqrt{\alpha}\omega) | Y] \\
&\quad + \frac{2}{\sqrt{\alpha}} \mathbb{E}[\omega^\top g(Y + \sqrt{\alpha}\omega) | Y].
\end{aligned}$$

It suffices to show that as $\alpha \rightarrow 0$,

$$\begin{aligned} \mathbb{E} [\|g(Y + \sqrt{\alpha}\omega)\|_2^2 | Y] &\xrightarrow{L_2} \|g(Y)\|_2^2, \\ \mathbb{E} [g(Y + \sqrt{\alpha}\omega)^\top Y | Y] &\xrightarrow{L_2} g(Y)^\top Y, \\ \mathbb{E} \left[\frac{1}{\sqrt{\alpha}} \omega^\top g(Y + \sqrt{\alpha}\omega) | Y \right] &\xrightarrow{L_2} \sigma^2 \text{tr}(\nabla g(Y)). \end{aligned}$$

Applying Lemma D.2 with $f(y) = \|g(y)\|_2^4$ and $h(\omega) = 1$ proves the first line. Applying Lemma D.2 with $f(y) = g_i(y)g_j(y)$ and $h(\omega) = 1$ ($1 \leq i, j \leq n$) proves the first two lines. For the third limit, recall that

$$\frac{1}{\sqrt{\alpha}} \omega^\top g(Y + \sqrt{\alpha}\omega) = \frac{1}{\sqrt{\alpha}} \omega^\top g(Y) + \omega^\top \int_0^1 \nabla g(Y + t\sqrt{\alpha}\omega) dt \omega.$$

Because $\mathbb{E} [\omega^\top g(Y) | Y] = 0$, we have

$$\begin{aligned} \mathbb{E} \left[\frac{1}{\sqrt{\alpha}} \omega^\top g(Y + \sqrt{\alpha}\omega) | Y \right] &= \mathbb{E} \left[\omega^\top \int_0^1 \nabla g(Y + t\sqrt{\alpha}\omega) dt \omega | Y \right] \\ &= \sum_{i,j=1}^n \mathbb{E} \left[\int_0^1 \nabla_j g_i(Y + t\sqrt{\alpha}\omega) dt \omega_i \omega_j | Y \right]. \end{aligned}$$

Applying Lemma D.3 with $f(y) = \nabla_j g_i(y) \nabla_l g_k(y)$ and $h(\omega) = \omega_i \omega_j \omega_k \omega_l$ ($1 \leq i, j, k, l \leq n$) proves the third line. \square

B Proofs for Section 4

B.1 Proof of Proposition 4.1

Proof of Proposition 4.1. Note that

$$\begin{aligned} \widetilde{\text{CV}}_\alpha &= \|Y - g * \varphi_{\alpha\sigma^2}(Y)\|_2^2 + \frac{2}{\sqrt{\alpha}} \mathbb{E} [\omega^\top g(Y + \sqrt{\alpha}\omega) | Y], \\ \text{SURE}(g * \varphi_{\alpha\sigma^2}) &= \|Y - g * \varphi_{\alpha\sigma^2}(Y)\|_2^2 + 2\sigma^2 \nabla \cdot (g * \varphi_{\alpha\sigma^2})(Y). \end{aligned}$$

It suffices to show that

$$\sigma^2 \nabla \cdot (g * \varphi_{\alpha\sigma^2})(Y) = \frac{1}{\sqrt{\alpha}} \mathbb{E} [\omega^\top g(Y + \sqrt{\alpha}\omega) | Y].$$

This is true because

$$\begin{aligned}
\nabla \cdot (g * \varphi_{\alpha\sigma^2})(y) &= \sum_{i=1}^n \nabla_{y_i} g_i * \varphi_{\alpha\sigma^2}(y) = \sum_{i=1}^n \nabla_{y_i} \int_{\mathbb{R}} g_i(x) \varphi_{\alpha\sigma^2}(y-x) dx \\
&= \sum_{i=1}^n \int_{\mathbb{R}} g_i(x) \left(-\frac{y_i-x}{\alpha\sigma^2}\right) \varphi_{\alpha\sigma^2}(y-x) dx \\
&= -\frac{1}{\alpha\sigma^2} \int g(x)^\top (y-x) \varphi_{\alpha\sigma^2}(y-x) dx \\
&= \frac{1}{\alpha\sigma^2} \int g(y+\varepsilon)^\top \varepsilon \varphi_{\alpha\sigma^2}(\varepsilon) d\varepsilon \\
&= \frac{1}{\alpha\sigma^2} \mathbb{E}_{\varepsilon \sim \mathcal{N}(0, \alpha\sigma^2 I)} [g(y+\varepsilon)^\top \varepsilon] \\
&= \frac{1}{\sqrt{\alpha}\sigma^2} \mathbb{E}_{\omega \sim \mathcal{N}(0, \sigma^2 I)} [g(y+\sqrt{\alpha}\omega)^\top \omega].
\end{aligned}$$

□

C Proofs for Section 5

C.1 Proof of Theorem 5.1

Proof of Theorem 5.1. The bias can be decomposed as

$$\begin{aligned}
&|\mathbb{E}[\text{CV}_{n,\alpha}] - \text{PE}_n(g)| \\
&= \left| \mathbb{E} \left[\mathfrak{A}_n(T_n + \sqrt{\alpha}\omega) - \mathfrak{g}_n(T_n + \sqrt{\alpha}\omega)^\top (T_n - \frac{1}{\sqrt{\alpha}}\omega) - \mathfrak{A}_n(T_n) + \mathfrak{g}_n(T_n)^\top m_n \right] \right| \\
&\leq \left| \mathbb{E} [\mathfrak{A}_n(T_n + \sqrt{\alpha}\omega)] - \mathbb{E} [\mathfrak{A}_n(T_n)] \right| + \left| \mathbb{E} [\mathfrak{g}_n(T_n + \sqrt{\alpha}\omega)^\top T_n - \mathfrak{g}_n(T_n)^\top T_n] \right| \\
&\quad + \left| \mathbb{E} \left[\frac{1}{\sqrt{\alpha}} \omega^\top \mathfrak{g}_n(T_n + \sqrt{\alpha}\omega) - \mathfrak{g}_n(T_n)^\top (T_n - m_n) \right] \right|. \tag{21}
\end{aligned}$$

Because the density q_n of T_n satisfies Assumption 3, and $\mathfrak{g}_n, \mathfrak{A}_n$ are integrable w.r.t. q_n , we can apply Lemma D.2 to show that, for $n \geq N_0$,

$$\begin{aligned}
\lim_{\alpha \rightarrow 0} \mathbb{E} [\mathfrak{A}_n(T_n + \sqrt{\alpha}\omega)] &= \mathbb{E} [\mathfrak{A}_n(T_n)], \\
\lim_{\alpha \rightarrow 0} \mathbb{E} [\mathfrak{g}_n(T_n + \sqrt{\alpha}\omega)^\top T_n] &= \mathbb{E} [\mathfrak{g}_n(T_n)^\top T_n].
\end{aligned}$$

Thus, the first two terms in the upper bound (21) vanish as $\alpha \rightarrow 0$. It remains to show that

$$\lim_{n \rightarrow \infty} \lim_{\alpha \rightarrow 0} \mathbb{E} \left[\frac{1}{\sqrt{\alpha}} \omega^\top \mathfrak{g}_n(T_n + \sqrt{\alpha}\omega) - \mathfrak{g}_n(T_n)^\top (T_n - m_n) \right] = 0. \tag{22}$$

Because \mathbf{g}_n is weakly differentiable, we can write

$$\mathbb{E} \left[\frac{1}{\sqrt{\alpha}} \omega^\top \mathbf{g}_n(T_n + \sqrt{\alpha} \omega) \right] = \mathbb{E} \left[\frac{1}{\sqrt{\alpha}} \omega^\top \mathbf{g}_n(T_n) \right] + \mathbb{E} \left[\omega^\top \int_0^1 \nabla \mathbf{g}_n(T_n + t\sqrt{\alpha} \omega) dt \omega \right].$$

The first expectation is 0. For the second term, Lemma D.3 shows that

$$\lim_{\alpha \rightarrow 0} \mathbb{E} \left[\omega^\top \int_0^1 \nabla \mathbf{g}_n(T_n + t\sqrt{\alpha} \omega) dt \omega \right] = \mathbb{E} [\omega^\top \nabla \mathbf{g}_n(T_n) \omega] = \mathbb{E} [\nabla \cdot \mathbf{g}_n(T_n)].$$

By Assumption 2, we have

$$\lim_{n \rightarrow \infty} \mathbb{E} [\nabla \cdot \mathbf{g}_n(T_n)] - \mathbb{E} [\mathbf{g}_n(T_n)^\top (T_n - m_n)] = 0.$$

This proves Equation (22). □

C.2 Proof of Theorem 5.2

Proof of Theorem 5.2. We write

$$\text{CV}_{n,\alpha} = (I) + (II),$$

where

$$(I) = \frac{1}{K} \sum_{k=1}^K \left\{ \mathfrak{A}_n(T_n + \sqrt{\alpha} \omega^{(k)}) - \mathbf{g}_n(T_n + \sqrt{\alpha} \omega^{(k)})^\top T_n \right\} - n^{-1/2} \log h_n(Y_n)$$

$$(II) = \frac{1}{K} \sum_{k=1}^K \frac{1}{\sqrt{\alpha}} \mathbf{g}_n(T_n + \sqrt{\alpha} \omega^{(k)})^\top \omega^{(k)}$$

Because $\mathfrak{A}_n^2, \|\mathbf{g}_n\|_2^4$ are integrable under q_n , and q_n satisfies Assumption 3, we can apply Lemma D.2 with $f(y) = \mathfrak{A}_n^2(y)$ and $f(y) = \|\mathbf{g}_n\|_2^4$ to show that, when $n \geq N_0$,

$$\lim_{\alpha \rightarrow 0} \mathbb{E} [\text{Var} [(I) | Y_n]] = 0.$$

For the second term, because \mathbf{g}_n is weakly differentiable, we can write

$$(II) = \frac{1}{K} \sum_{k=1}^K \frac{1}{\sqrt{\alpha}} (\omega^{(k)})^\top \mathbf{g}_n(T_n) + \frac{1}{K} \sum_{k=1}^K \int_0^1 \omega^{(k)} \cdot \nabla \mathbf{g}_n(T_n + t\sqrt{\alpha} \omega^{(k)}) dt \omega^{(k)}$$

$$= \frac{1}{K} \sum_{k=1}^K \int_0^1 \omega^{(k)} \cdot \nabla \mathbf{g}_n(T_n + t\sqrt{\alpha} \omega^{(k)}) dt \omega^{(k)},$$

where the second equality is due to the zero-sum constraint $\sum_{k=1}^K \omega^{(k)} = 0$. The rest of the proof is similar to the proof of Theorem 3.3. □

D Technical lemmas

Lemma D.1. *Let p be a continuous density on \mathbb{R}^n with respect to the Lebesgue measure. Suppose there exist a constant $L > 0$ such that for all $x, x' \in \mathbb{R}^n$,*

$$|\log p(x) - \log p(x')| \leq L\|x - x'\|_2^2.$$

Let φ be the density of the standard normal distribution $\mathcal{N}(0, I_n)$ with respect to the Lebesgue measure. Then the following results hold:

- (i) *Let $f : \mathbb{R}^n \rightarrow \mathbb{R}$ be L_1 -integrable with respect to p . Let $h : \mathbb{R}^n \rightarrow \mathbb{R}$ be integrable w.r.t. $\mathcal{N}(0, (1 + \delta_0)I_n)$ for some $\delta_0 > 0$. Then there exists $\varepsilon_0 > 0$, such that for all $\varepsilon \in [0, \varepsilon_0]$,*

$$|h(\omega)|\varphi(\omega) \int_{\mathbb{R}^n} |f(x + \varepsilon\omega)|p(x)dx \leq q(\omega),$$

where q is an L_1 -integrable function on \mathbb{R}^n .

- (ii) *Let f_1, f_2 be L_2 -integrable functions with respect to p . Let $h : \mathbb{R}^n \rightarrow \mathbb{R}$ be integrable w.r.t. $\mathcal{N}(0, (1 + \delta_0)I_n)$ for some $\delta_0 > 0$. Then there exists $\varepsilon_0 > 0$, such that when $\varepsilon_1, \varepsilon_2 \in [0, \varepsilon_0]$,*

$$|h(\omega)|\varphi(\omega) \int |f_1(x + \varepsilon_1\omega)f_2(x + \varepsilon_2\omega)|p(x)dx \leq q(\omega),$$

where q is an L_1 -integrable function on \mathbb{R}^n .

In particular, if p is a Gaussian density, then $\log p$ is a quadratic function, so the condition on $\log p$ in the lemma is satisfied.

Proof. By the assumption on $\log p$, we have

$$|\log p(x - \varepsilon\omega) - \log p(x)| \leq L\varepsilon^2\|\omega\|_2^2.$$

Then

$$\frac{p(x - \varepsilon\omega)}{p(x)} = \exp(\log p(x - \varepsilon\omega) - \log p(x)) \leq \exp(L\varepsilon^2\|\omega\|_2^2).$$

Thus, we obtain

$$\varphi(\omega) \frac{p(x - \varepsilon\omega)}{p(x)} \leq \frac{1}{(2\pi)^{n/2}} \exp\left(-\left(\frac{1}{2} - L\varepsilon^2\right)\|\omega\|_2^2\right).$$

Take $\varepsilon_0 = \left(\frac{\delta_0}{4L(1+\delta_0)}\right)^{1/2}$. When $\varepsilon \leq \varepsilon_0$, we have $\frac{1}{2} - L\varepsilon^2 \geq \frac{1}{2} - L\varepsilon_0^2 = \frac{1+\delta_0/2}{2(1+\delta_0)} > \frac{1}{2(1+\delta_0)}$. Define $q(\omega) := |h(\omega)|\frac{1}{(2\pi)^{n/2}} \exp\left(-\frac{1}{2(1+\delta_0)}\|\omega\|_2^2\right)$, which is an integrable function by the assumption.

We obtain

$$\begin{aligned}
|h(\omega)|\varphi(\omega)p(x - \varepsilon\omega) &\leq |h(\omega)|\frac{1}{(2\pi)^{n/2}} \exp\left(-\left(\frac{1}{2} - L\varepsilon^2\right)\|\omega\|_2^2\right) \cdot p(x) \\
&\leq |h(\omega)|\frac{1}{(2\pi)^{n/2}} \exp\left(-\frac{1}{2(1 + \delta_0)}\|\omega\|_2^2\right) \cdot p(x) \\
&= q(\omega)p(x).
\end{aligned}$$

Therefore,

$$\begin{aligned}
|h(\omega)|\varphi(\omega) \int |f(x + \varepsilon\omega)|p(x)dx &= |h(\omega)|\varphi(\omega) \int |f(x)|p(x - \varepsilon\omega)dx \\
&= \int |f(x)||h(\omega)|\varphi(\omega)p(x - \varepsilon\omega)dx \\
&\leq \int |f(x)|q(\omega)p(x)dx \\
&= q(\omega) \cdot \int |f(x)|p(x)dx,
\end{aligned}$$

which is integrable because q is integrable and $\int |f(x)|p(x)dx < \infty$. This proves the first claim.

Next, suppose f_1^2, f_2^2 are integrable functions with respect to p . From the first claim, there exists ε_0 , such that for all $\varepsilon_1, \varepsilon_2 \in [0, \varepsilon_0]$,

$$\begin{aligned}
|h(\omega)|\varphi(\omega) \int f_1(x + \varepsilon_1\omega)^2 p(x)dx &\leq q_1(\omega), \\
|h(\omega)|\varphi(\omega) \int f_2(x + \varepsilon_2\omega)^2 p(x)dx &\leq q_2(\omega),
\end{aligned}$$

where q_1, q_2 are integrable functions. By the Cauchy-Schwarz inequality, we have

$$\begin{aligned}
&|h(\omega)|\varphi(\omega) \int |f_1(x + \varepsilon_1\omega)f_2(x + \varepsilon_2\omega)|p(x)dx \\
&\leq \left(|h(\omega)|\varphi(\omega) \int f_1(x + \varepsilon_1\omega)^2 p(x)dx \right)^{1/2} \cdot \left(|h(\omega)|\varphi(\omega) \int f_2(x + \varepsilon_2\omega)^2 p(x)dx \right)^{1/2} \\
&\leq q_1(\omega)^{1/2} q_2(\omega)^{1/2},
\end{aligned}$$

which is L_1 integrable, proving the second claim. \square

Lemma D.2. *Let p be a density on \mathbb{R}^n satisfying the condition in Lemma D.1. Let $f : \mathbb{R}^n \rightarrow \mathbb{R}$ be a function that is integrable w.r.t. the density p . Let $h : \mathbb{R}^n \rightarrow \mathbb{R}$ be a function that is integrable w.r.t. $\mathcal{N}(0, (1 + \delta_0)I_n)$ for some $\delta_0 > 0$. Then as $\alpha \downarrow 0$,*

$$\mathbb{E} [f(Y + \sqrt{\alpha}\omega)h(\omega) \mid Y] \xrightarrow{L_1} f(Y)\mathbb{E} [h(\omega)],$$

where the expectation is taken over $\omega \sim \mathcal{N}(0, I_n)$, and the L_1 convergence is with respect to $Y \sim p$.

Proof. We start from the inequality

$$\left| \int (f(y + \sqrt{\alpha}\omega)h(\omega) - f(y)h(\omega))\varphi(\omega)d\omega \right| \leq \int |f(y + \sqrt{\alpha}\omega) - f(y)| \cdot |h(\omega)|\varphi(\omega)d\omega.$$

Multiplying by $p(y)$, integrating over y , and applying Fubini's theorem, we have

$$\begin{aligned} & \int \left| \int (f(y + \sqrt{\alpha}\omega)h(\omega) - f(y)h(\omega))\varphi(\omega)d\omega \right| p(y)dy \\ & \leq \int \int |f(y + \sqrt{\alpha}\omega) - f(y)| \cdot |h(\omega)|\varphi(\omega)d\omega p(y)dy \\ & = \int |h(\omega)|\varphi(\omega) \int |f(y + \sqrt{\alpha}\omega) - f(y)|p(y)dyd\omega. \end{aligned}$$

By Lemma D.1, there exists $\varepsilon_0 > 0$ such that, for all $\varepsilon \in [0, \varepsilon_0]$,

$$|h(\omega)|\varphi(\omega) \int |f(y + \varepsilon\omega)|p(y)dy \leq \bar{f}(\omega),$$

where $\bar{f}(\omega)$ is L_1 integrable. When $\sqrt{\alpha} \leq \varepsilon_0$, we have

$$|h(\omega)|\varphi(\omega) \int |f(y + \sqrt{\alpha}\omega) - f(y)|p(y)dy \leq 2\bar{f}(\omega).$$

Thus, $|h(\omega)|\varphi(\omega) \int |f(y + \sqrt{\alpha}\omega) - f(y)|p(y)dy$ is dominated by an integrable function. Moreover, $\lim_{\alpha \rightarrow 0} \int |f(y + \sqrt{\alpha}\omega) - f(y)|p(y)dy = 0$ (Lebesgue differentiation theorem or mean continuity theorem; proof by the fact that compactly supported continuous functions are dense in L_1). Applying the dominated convergence theorem, we have

$$\begin{aligned} & \lim_{\alpha \rightarrow 0} \int |h(\omega)|\varphi(\omega) \int |f(y + \sqrt{\alpha}\omega) - f(y)|p(y)dyd\omega \\ & = \int |h(\omega)|\varphi(\omega) \lim_{\alpha \rightarrow 0} \int |f(y + \sqrt{\alpha}\omega) - f(y)|p(y)dyd\omega \\ & = 0. \end{aligned}$$

□

Lemma D.3. Under the same condition as in Lemma D.2, as $\alpha \downarrow 0$, we have

$$\mathbb{E} \left[\int_0^1 f(Y + t\sqrt{\alpha}\omega)dt \cdot h(\omega) \mid Y \right] \xrightarrow{L_1} f(Y)\mathbb{E}[h(\omega)],$$

where the expectation is taken over $\omega \sim \mathcal{N}(0, I_n)$, and the L_1 convergence is with respect to $Y \sim p$.

Proof. We start from

$$\begin{aligned} & \left| \int_0^1 \int (f(y + t\sqrt{\alpha}\omega)h(\omega) - f(y)h(\omega))\varphi(\omega)d\omega dt \right| \\ & \leq \int_0^1 \int |f(y + t\sqrt{\alpha}\omega) - f(y)| \cdot |h(\omega)|\varphi(\omega)d\omega dt. \end{aligned}$$

Integrating over y and applying Fubini's theorem, we have

$$\begin{aligned} & \int \left| \int_0^1 \int (f(y + t\sqrt{\alpha}\omega)h(\omega) - f(y)h(\omega))\varphi(\omega)d\omega dt \right| p(y)dy \\ & \leq \int_0^1 \int |h(\omega)|\varphi(\omega) \int |f(y + t\sqrt{\alpha}\omega) - f(y)|p(y)dyd\omega dt. \end{aligned}$$

When $\sqrt{\alpha} < \varepsilon_0$, $t\sqrt{\alpha} < \varepsilon_0$ for all $t \in [0, 1]$. Following a similar argument as in the proof of Lemma D.2, we have $|h(\omega)|\varphi(\omega) \int |f(y + t\sqrt{\alpha}\omega) - f(y)|p(y)dy \leq 2\bar{f}(\omega)$, which is integrable. Moreover, $\lim_{\alpha \rightarrow 0} \int |f(y + t\sqrt{\alpha}\omega) - f(y)|p(y)dy = 0$ (mean continuity theorem). By dominated convergence theorem, the last display converges to 0 as $\alpha \rightarrow 0$. \square

Lemma D.4. *Suppose p is a density satisfying the condition in Lemma D.1. Suppose $f_1(y)^2, f_2(y)^2$ are integrable functions w.r.t. p . Suppose h is integrable w.r.t. $\mathcal{N}(0, (1 + \delta_0)I_n)$ for some $\delta_0 > 0$. Then as $\alpha \downarrow 0$, we have*

$$\mathbb{E} \left[\int_0^1 \int_0^1 f_1(Y + t_1\sqrt{\alpha}\omega)f_2(Y + t_2\sqrt{\alpha}\omega)dt_1dt_2 \cdot h(\omega) \mid Y \right] \xrightarrow{L_1} f_1(Y)f_2(Y)\mathbb{E}[h(\omega)],$$

where the expectation is taken over $\omega \sim \mathcal{N}(0, I_n)$, and the L_1 convergence is with respect to $Y \sim p$.

Proof. Because f_1^2, f_2^2 are integrable w.r.t. p , applying the second claim in Lemma D.1, there exists ε_0 such that, when $\varepsilon_1, \varepsilon_2 \in [0, \varepsilon_0]$,

$$|h(\omega)|\varphi(\omega) \int |f_1(y + \varepsilon_1\omega)f_2(y + \varepsilon_2\omega)|p(y)dy \leq \bar{f}(\omega),$$

where $\bar{f}(\omega)$ is integrable. Following the same argument as in the proof of Lemma D.3, we have

$$\begin{aligned} & \int \left| \int_0^1 \int_0^1 \int (f_1(y + t_1\sqrt{\alpha}\omega)f_2(y + t_2\sqrt{\alpha}\omega)h(\omega) - f_1(y)f_2(y)h(\omega))\varphi(\omega)d\omega dt_1dt_2 \right| p(y)dy \\ & \leq \int_0^1 \int_0^1 \int |h(\omega)|\varphi(\omega) \int |f_1(y + t_1\sqrt{\alpha}\omega)f_2(y + t_2\sqrt{\alpha}\omega) - f_1(y)f_2(y)|p(y)dyd\omega dt_1dt_2. \end{aligned}$$

Following a similar argument as in the proof of Lemma D.3, when $\sqrt{\alpha} < \varepsilon_0$, the function

$$|h(\omega)|\varphi(\omega) \int |f_1(y + t_1\sqrt{\alpha}\omega)f_2(y + t_2\sqrt{\alpha}\omega) - f_1(y)f_2(y)|p(y)dy$$

is dominated by an integrable function. Since $\lim_{\alpha \rightarrow 0} \int |f_1(y + t_1\sqrt{\alpha}\omega)f_2(y + t_2\sqrt{\alpha}\omega) - f_1(y)f_2(y)|p(y)dy = 0$ (mean continuity theorem), the proof is completed by applying the dominated convergence theorem. \square

Lemma D.5. *Suppose $x, y \sim \mathcal{N}(0, I_n)$ and $\text{Cov}[x, y] = \rho I_n$. For a matrix A , we have*

$$\text{Cov}[x^\top Ax, y^\top Ay] = \rho^2 \text{Var}[x^\top Ax] = \rho^2(\|A\|_F^2 + \text{tr}(A^2)).$$

Proof. Let $x, z \stackrel{i.i.d.}{\sim} \mathcal{N}(0, I_n)$ and $y = \rho x + \tilde{\rho}z$ where $\tilde{\rho} = \sqrt{1 - \rho^2}$. Then $y \sim \mathcal{N}(0, I_n)$ and $\text{Cov}[x, y] = \rho I_n$. We have

$$\begin{aligned} \mathbb{E}[(x^\top Ax)(y^\top Ay)] &= \mathbb{E}[(x^\top Ax)(\rho^2 x^\top Ax + \tilde{\rho}^2 z^\top Az)] \\ &= \rho^2 \mathbb{E}[(x^\top Ax)^2] + \tilde{\rho}^2 \mathbb{E}[(x^\top Ax)] \mathbb{E}[z^\top Az] \\ &= \rho^2 \mathbb{E}[(x^\top Ax)^2] + \tilde{\rho}^2 \text{tr}(A)^2. \end{aligned}$$

Note that

$$\begin{aligned} \mathbb{E}[(x^\top Ax)^2] &= \mathbb{E}\left[\sum_{i,j,k,l} A_{ij}A_{kl}x_i x_j x_k x_l\right] \\ &= \mathbb{E}\left[\sum_i A_{ii}^2 x_i^4 + \sum_{i \neq j} A_{ij}^2 x_i^2 x_j^2 + \sum_{i \neq j} A_{ij}A_{ji} x_i^2 x_j^2 + \sum_{i \neq j} A_{ii}A_{jj} x_i^2 x_j^2\right] \\ &= 3 \sum_i A_{ii}^2 + \sum_{i \neq j} A_{ij}^2 + \sum_{i \neq j} A_{ij}A_{ji} + \sum_{i \neq j} A_{ii}A_{jj} \\ &= \sum_{i,j} A_{ij}^2 + \sum_{i,j} A_{ij}A_{ji} + \sum_{i,j} A_{ii}A_{jj} \\ &= \text{tr}(A^\top A) + \text{tr}(AA) + \text{tr}(A)^2. \end{aligned}$$

Moreover, $\mathbb{E}[x^\top Ax] = \text{tr}(A)$. So we have

$$\begin{aligned} \text{Cov}[x^\top Ax, y^\top Ay] &= \rho^2 \mathbb{E}[(x^\top Ax)^2] + \tilde{\rho}^2 \text{tr}(A)^2 - \text{tr}(A)^2 \\ &= \rho^2(\text{tr}(A^\top A) + \text{tr}(AA) + \text{tr}(A)^2) + \tilde{\rho}^2 \text{tr}(A)^2 - \text{tr}(A)^2 \\ &= \rho^2(\text{tr}(A^\top A) + \text{tr}(AA)) \\ &= \rho^2 \text{Var}[x^\top Ax]. \end{aligned}$$

\square