

ADAPTIVE RANDOMIZED PIVOTING FOR COLUMN SUBSET SELECTION, DEIM, AND LOW-RANK APPROXIMATION

ALICE CORTINOVIS* AND DANIEL KRESSNER†

Abstract. We derive a new adaptive leverage score sampling strategy for solving the Column Subset Selection Problem (CSSP). The resulting algorithm, called Adaptive Randomized Pivoting, can be viewed as a randomization of Osinsky’s recently proposed deterministic algorithm for CSSP. It guarantees, in expectation, an approximation error that matches the optimal existence result in the Frobenius norm. Although the same guarantee can be achieved with volume sampling, our sampling strategy is much simpler and less expensive. To show the versatility of Adaptive Randomized Pivoting, we apply it to select indices in the Discrete Empirical Interpolation Method, in cross/skeleton approximation of general matrices, and in the Nyström approximation of symmetric positive semi-definite matrices. In all these cases, the resulting randomized algorithms are new and they enjoy bounds on the expected error that match – or improve – the best known deterministic results. A derandomization of the algorithm for the Nyström approximation results in a new deterministic algorithm with a rather favorable error bound.

Key words. Randomized algorithms, column subset selection, DEIM, cross approximation, Nyström approximation.

AMS subject classifications. 65F55, 68W20

1. Introduction. The Column Subset Selection Problem (CSSP) is a classical linear algebra problem that connects to a variety of fields, including theoretical computer science and statistical learning. Given an $m \times n$ matrix A , CSSP aims at selecting $r \ll \min\{m, n\}$ column indices $J = (j_1, \dots, j_r)$ such that the corresponding columns $A(:, J)$ approximately span the *whole* column space of A . Letting Π_J denote the orthogonal projector onto the column space of $A(:, J)$, a common way to measure the approximation error is to consider

$$(1.1) \quad \|A - \Pi_J A\|_F,$$

where $\|\cdot\|_F$ denotes the Frobenius norm of a matrix. CSSP is closely connected to a multitude of other matrix approximations and factorizations, including CUR decompositions [21], interpolative decompositions [29], (pseudo-)skeleton approximation [17], adaptive cross approximation [2], Gaussian elimination with pivoting [28], pivoted/rank-revealing QR decompositions [18], pivoted Cholesky decompositions [20], Nyström approximation [30], and the discrete empirical interpolation method (DEIM) [1, 5]. In this work, we present a simple randomized method for solving CSSP. Our method satisfies an error bound that is optimal in expectation. Its principle design carries over to several of the matrix approximations and factorizations mentioned above, resulting in new methods with favorable error bounds. As we will repeatedly point out, our work has been inspired by Osinsky’s remarkable work [23] on CSSP and related problems. Indeed, we show that the methods from [23] can be recovered from our methods through derandomization.

Because the column space of $\Pi_J A$ has dimension at most r , the approximation error (1.1) cannot be smaller than the best rank- r approximation error:

$$(1.2) \quad \|A - AV_{\text{opt}}V_{\text{opt}}^T\|_F^2 = (\sigma_{r+1}^2(A) + \dots + \sigma_n^2(A)) \leq \|A - \Pi_J A\|_F^2,$$

where $\sigma_1(A) \geq \sigma_2(A) \geq \dots \geq \sigma_n(A) \geq 0$ denote the singular values of $A \in \mathbb{R}^{m \times n}$ and we assume, to simplify the presentation, that $m \geq n$. The matrix $V_{\text{opt}} \in \mathbb{R}^{n \times r}$ represents an orthonormal

*Department of Computer Science, University of Pisa, Pisa, Italy (alice.cortinovic@unipi.it).

†Institute of Mathematics, EPFL Lausanne, Lausanne, Switzerland (daniel.kressner@epfl.ch).

basis consisting of the first r right singular vectors of A , and $AV_{\text{opt}}V_{\text{opt}}^T$ is one way of expressing the best rank- r approximation of A . Of course, this approximation does not solve CSSP because AV_{opt} contains linear combinations of *all* columns of A . Somewhat surprisingly, it turns out that there is always a column index set J with an approximation error not much larger than the lower bound (1.2). Specifically, Deshpande et al. [11] showed via volume sampling that there exists J such that

$$(1.3) \quad \|A - \Pi_J A\|_F^2 \leq (r+1)(\sigma_{r+1}^2(A) + \dots + \sigma_n^2(A)),$$

and that the factor $r+1$ is tight. Through derandomization, Deshpande and Rademacher [10] developed a polynomial time, deterministic algorithm for computing a selection J satisfying (1.3). This result is quite impressive, in view of the following two facts: (1) A greedy selection of columns, which corresponds to QR with column pivoting [16, Sec. 5.4.2] and orthogonal matching pursuit, results in a factor that grows exponentially with r [18]. (2) Finding the optimal J is an NP complete problem [26]. However, the algorithm by Deshpande and Rademacher comes with the disadvantage that its numerical implementation is challenging [8] due the need for computing coefficients of (high-degree) characteristic polynomials.

Osinsky [23] developed a much simpler algorithm for determining J satisfying (1.3). In a nutshell, the algorithm proceeds as follows. Given an arbitrary orthonormal basis $V \in \mathbb{R}^{n \times r}$, it progressively turns the orthogonal projection AVV^T of the rows of A onto $\text{span}(V)$ into an oblique projection $A\tilde{\Pi}_J = A(:, J)V(J, :)^{-T}V^T$, which involves a selection of r columns $A(:, J)$ instead of AV . To control the increase of the projection error from $\|A - AVV^T\|_F^2$ to $\|A - A\tilde{\Pi}_J\|_F^2$, each step of Osinsky's algorithm selects the column index that leads to the smallest increase. As a result, the total error satisfies

$$(1.4) \quad \|A - \Pi_J A\|_F^2 \leq \|A - A\tilde{\Pi}_J\|_F^2 \leq (r+1)\|A - AVV^T\|_F^2.$$

Because of (1.2), this matches the tight bound (1.3) for $V = V_{\text{opt}}$. Allowing for general V instead of V_{opt} offers the flexibility of using a cheap method for obtaining a row space approximation by, e.g., sketching A^T or sampling. In these cases, the need for multiplying A with V in order to compute and control projection errors is a potential disadvantage of Osinsky's method.

Adaptive Randomized Pivoting, the method proposed in this work, determines the index set J by adaptive leverage score sampling. Each step of the method chooses a column index randomly with probability proportional to the squared row norms of V . Before proceeding to the next step, the row of V corresponding to the selected index is removed by an orthogonal projection. This changes the row norms of V and makes the sampling adaptive. After r steps, the selection of J is completed and the columns of A in J are evaluated, but otherwise the matrix A is not directly involved in the process. In particular, the computation of AV is avoided. Our main theoretical result, Theorem 2.2, shows that the inequality (1.4) is satisfied in expectation:

$$(1.5) \quad \mathbb{E}\|A - \Pi_J A\|_F^2 \leq \mathbb{E}\|A - A\tilde{\Pi}_J\|_F^2 = (r+1)\|A - AVV^T\|_F^2.$$

For $V = V_{\text{opt}}$, this matches a result [11, Theorem 1.3] on volume sampling, except that our adaptive sampling strategy is much simpler and cheaper than volume sampling.

Ideas related to Adaptive Randomized Pivoting have been presented several times in the literature; see [12] and the references therein. For example, the subspace sampling method by Drineas et al. [13] samples the columns of A according to the (approximate) row norms of V_{opt} without

updating the sampling probabilities. Sampling $\mathcal{O}(\epsilon^{-2}r \log r)$ columns suffices to attain the error bound $(1 + \epsilon)^2 \cdot \|A - AV_{\text{opt}}V_{\text{opt}}^T\|_F^2$ with high probability (whp). An improvement of subspace sampling has been presented by Boutsidis et al. [4], which first samples $\mathcal{O}(r \log r)$ columns according to a (non-adaptive) probability distribution that involves the row norms of V_{opt} and the row norms of the projection error. It then deterministically subselects exactly r columns. The output of the algorithm satisfies the error bound $\mathcal{O}(r^2 \log r) \cdot \|A - AV_{\text{opt}}V_{\text{opt}}^T\|_F^2$ whp. Adaptive sampling strategies for CSSP have been introduced in [6, 11], which sample in each step one or more columns from a probability distribution that is determined by the column norms of A with the previously selected columns removed by orthogonal projection. The resulting approximations satisfy error bounds that rely on oversampling, especially if the best rank- r approximation error is small. Adaptive Randomized Pivoting combines adaptive sampling with subspace sampling. Although we are not aware of it, it is difficult to exclude that such a combination has never been mentioned before in the large literature on CSSP and related problems. At least, such an approach is not mentioned in the recent literature [3, 6] on randomized methods for CSSP and the result (1.5) appears to be unknown.

The rest of this paper is organized as follows. In Section 2, we describe Adaptive Randomized Pivoting for CSSP and prove the error bound (1.5). In the subsequent sections, we demonstrate how this index sampling strategy can be applied to other matrix approximations and factorizations. Because Adaptive Randomized Pivoting is oblivious to A , it is a natural choice for DEIM, which will be discussed in Section 3. The resulting randomized algorithm for DEIM is new and enjoys an error bound (in expectation) that is significantly better than error bounds for existing DEIM index selection strategies. In Section 4, we apply Adaptive Randomized Pivoting to compute a cross approximation (also called skeleton approximation)

$$(1.6) \quad A \approx A(:, J)A(I, J)^{-1}A(I, :),$$

where each of the index sets I, J has cardinality r . In expectation, the squared Frobenius norm error returned by our method is bounded by $(r + 1)^2 \cdot \|A - AVV^T\|_F^2$. In Section 5, we consider the case when A is symmetric positive semi-definite (SPSD), for which (1.6) with $I = J$ is sometimes called pivoted Cholesky decomposition or Nyström approximation. A trick coined Gram correspondence [15] relates the SPSP case to CSSP and allows us to conveniently analyze the error when I is obtained by applying Adaptive Randomized Pivoting to V . When $V = V_{\text{opt}}$, Corollary 5.1 implies that the trace norm error is bounded in expectation by the best rank- r approximation error multiplied by $r + 1$. This is often more favorable than the error bound presented in [6] for RPCholesky, an adaptive sampling strategy based on the diagonal of the progressively updated matrix A . A suitable derandomization of the randomized methods presented in Section 2, 3, and 4 recovers methods presented by Osinsky [23]. These methods satisfy the error bounds deterministically but they also require additional access to the data when building the index sets. This limitation is particularly relevant for DEIM, where the data to be approximated is usually not known in advance. In the SPSP case, the derandomized method presented in Section 5.2 appears to be new. The purpose of the *preliminary* numerical experiments included in Section 6 is mainly to validate our methods and illustrate their potential. The fine-tuning and efficient implementation of our algorithms merit a separate discussion, beyond the scope of this work.

2. The Column Subset Selection Problem. This section considers CSSP, that is, finding a column index set J of cardinality r such that (1.1) is small. Our proposed algorithm is presented in Section 2.1. In Section 2.2 we show that the algorithm gives, in expectation, a quasi-optimal set

of indices, and in Section 2.3 we discuss how the deterministic algorithm from [23] can be derived from a derandomization of our proposed algorithm.

2.1. Adaptive Randomized Pivoting. Our algorithm for CSSP assumes the availability of an orthonormal basis $V \in \mathbb{R}^{n \times r}$ that represents a good approximation to the row space of A , in the sense that

$$(2.1) \quad \|A - AVV^T\|_F \approx 0.$$

When $V = V_{\text{opt}}$ (that is, V contains the dominant r right singular vectors of A), the minimal error (1.2) is attained.

To determine the first index j_1 , our algorithm performs leverage score sampling, that is, j_1 is chosen randomly according to the row norms of V :

$$(2.2) \quad \mathbb{P}\{j_1 = j\} = p_j := \|V(j, :)\|_2^2 / \|V\|_F^2, \quad j = 1, \dots, n.$$

Before proceeding to the next index, the selected row $V(j_1, :)$ is removed by orthogonal projection:

$$(2.3) \quad V \leftarrow V(\text{Id} - \Pi_{V(j_1, :)}) = V - VV(j_1, :)^{\dagger}V(j_1, :),$$

where Id denotes the identity matrix (of suitable size) and \dagger denotes the pseudoinverse of a matrix. The second index j_2 is randomly chosen according to (2.2), with the sampling probabilities adapted by using the row norms of the updated V from (2.3). Then the selected row $V(j_2, :)$ is removed by orthogonal projection, and so on. After r steps of the described procedure, all indices j_1, \dots, j_r have been determined (and V has been reduced to zero).

Householder reflectors [16, Sec 5.1.2] represent a numerically safe way of implementing the orthogonal projection (2.3). Let Q_1 be a Householder reflector that transforms $V(j_1, :)$ to a multiple of the first unit vector, that is, the trailing $r - 1$ entries of $V(j_1, :)$ are annihilated. Then (2.3) is equivalent to updating $V \leftarrow VQ_1$ and setting the first column of V to zero. It will be convenient to carry out the second part only implicitly, by considering the last $r - 1$ columns of the updated V in the subsequent steps. Repeatedly applying the described procedure leads to Algorithm 2.1, which is illustrated in Figure 1.

Algorithm 2.1 Adaptive Randomized Pivoting for CSSP (ARP)

Input: Matrix $V \in \mathbb{R}^{n \times r}$ with orthonormal columns defining a row space approximation (2.1)

Output: Indices $J = (j_1, \dots, j_r)$ defining a column subset selection

- 1: Initialize $J = ()$ and $V_0 = V$
 - 2: **for** $k = 1, \dots, r$ **do**
 - 3: Set $p_j = \|V_{k-1}(j, k : r)\|_2^2 / (r - k + 1)$ for $j = 1, \dots, n$
 - 4: Sample index j_k according to probabilities p_j
 - 5: Update $J \leftarrow (J, j_k)$
 - 6: Update $V_k \leftarrow V_{k-1}Q_k$ with a Householder reflector Q_k that annihilates $V_{k-1}(j_k, k + 1 : r)$
 - 7: **end for**
-

The Householder reflector in Line 6 of Algorithm 2.1 is an orthogonal matrix of the form

$$(2.4) \quad Q_k = \begin{bmatrix} \text{Id}_{k-1} & & 0 \\ & & \\ 0 & & \text{Id}_{n-k+1} - 2u_k u_k^T \end{bmatrix}$$

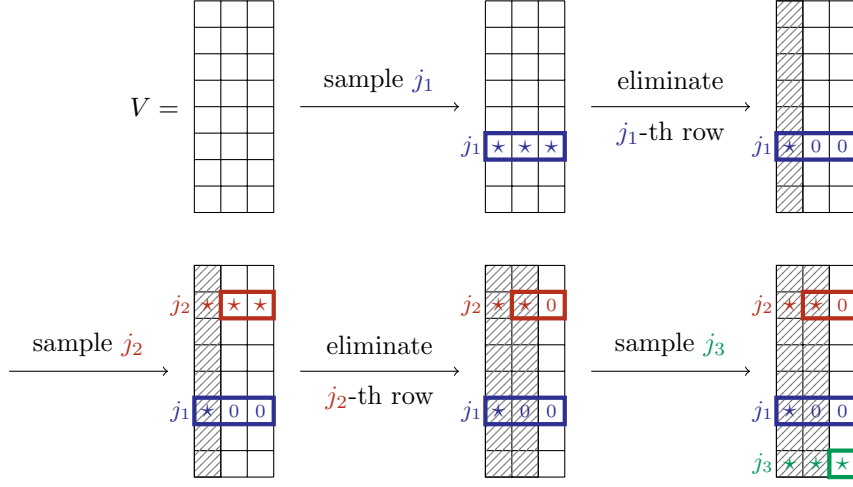


Fig. 1: Illustration of Algorithm 2.1 applied to a matrix $V \in \mathbb{R}^{8 \times 3}$.

for a suitably chosen unit vector u_k such that

$$(2.5) \quad V_k(j_k, k : r) = V_{k-1}(j_k, k : r)(\text{Id} - 2u_k u_k^T) = V_k(j_k, k) e_1^T = \|V_{k-1}(j_k, k : r)\|_2 e_1^T.$$

In particular, the first $k - 1$ columns of V_{k-1} are not modified when multiplying with Q_k , and previously introduced zeros are preserved. The latter implies that the probabilities of previously chosen indices are zero and, hence, no index is chosen twice. As V_{k-1} is obtained from V by orthogonal transformations, it remains an orthonormal basis. In particular, we have that $\|V_{k-1}(:, k : r)\|_F^2 = r - k + 1$, which confirms that the quantities $p_j \geq 0$ computed in Line 3 indeed represent a probability distribution. The final, updated matrix V_r satisfies

$$V_r = VQ, \quad Q := Q_1 Q_2 \cdots Q_r.$$

In particular, we have that

$$(2.6) \quad V_r(J, :) = V(J, :)Q.$$

By construction, $V_r(J, :)$ is lower triangular. Its k th diagonal element contains the norm of the row $V_{k-1}(j_k, k : r)$ reduced in the k th step. By the choice of p_j , this norm is always nonzero. This allows us to conclude that $V_r(J, :)$ and, in turn, $V(J, :)$ are always invertible.

Choice of low-rank approximation. The indices j_1, \dots, j_k returned by Algorithm 2.1 induce the following rank- r approximation:

$$(2.7) \quad A \approx A(:, J)V(J, :)^{-T}V^T = A(:, J)V_r(J, :)^{-T}V_r^T,$$

where the equality follows from (2.6). The fact that $V_r(J, :)$ is lower triangular allows one to conveniently compute the factor $V_r(J, :)^{-T}V_r^T$ by backward substitution.

2.2. Analysis. To establish the error bound (1.5) for Algorithm 2.1, we first analyze the error of the approximation (2.7). For this purpose, let us define the matrix

$$E_J = [e_{j_1} \quad e_{j_2} \quad \cdots \quad e_{j_r}] \in \mathbb{R}^{n \times r},$$

where e_j denotes the j th unit vector. Note that $E_J^T V = V(J, :)$. Defining the oblique projector

$$(2.8) \quad \tilde{\Pi}_J := \text{Id} - E_J(V^T E_J)^{-1} V^T = \text{Id} - E_J(V_r^T E_J)^{-1} V_r^T,$$

allows us to express the approximation error as

$$A - A(:, J)V(J, :)^{-T} V^T = A\tilde{\Pi}_J.$$

It immediately follows that $A\tilde{\Pi}_J E_J = 0$. In other words, the columns j_1, \dots, j_r of A are “interpolated”. The following lemma records two important properties of $\tilde{\Pi}_J$.

LEMMA 2.1. *Consider $\tilde{\Pi}_J$ as in (2.8) for an index set $J = (j_1, \dots, j_r)$ such that $V(J, :) = E_J^T V$ is invertible. Then*

$$(2.9) \quad (\text{Id} - VV^T)\tilde{\Pi}_J = \tilde{\Pi}_J,$$

and

$$(2.10) \quad \tilde{\Pi}_J = \tilde{\Pi}_1 \tilde{\Pi}_2 \cdots \tilde{\Pi}_r \quad \text{with} \quad \tilde{\Pi}_k := \text{Id} - e_{j_k} \frac{V_r(:, k)^T}{V_r(j_k, k)}.$$

Proof. The first property (2.9) is verified by straightforward calculation:

$$(\text{Id} - VV^T)\tilde{\Pi}_J = \text{Id} - VV^T - E_J(V^T E_J)^{-1} V^T + VV^T E_J(V^T E_J)^{-1} V^T = \tilde{\Pi}_J.$$

To show the second property (2.10), we first note that $V_r(j_\ell, k) = 0$ for $\ell < k$, which implies $\tilde{\Pi}_k e_{j_\ell} = e_{j_\ell}$. For $\ell = k$, we have $\tilde{\Pi}_k e_{j_k} = 0$. Taken together, these relations establish the interpolation property

$$(2.11) \quad \tilde{\Pi}_1 \cdots \tilde{\Pi}_r E_J = 0.$$

On the other hand, the form of the factors $\tilde{\Pi}_k$ implies that $\tilde{\Pi}_1 \cdots \tilde{\Pi}_r = \text{Id} - E_J X V_r^T$ for some $r \times r$ matrix X . Multiplying this expression with E_J and using (2.11) implies $X = (V_r^T E_J)^{-1}$, which shows (2.10). \square

Setting $\tilde{A} := A(\text{Id} - VV^T)$, the first property (2.9) of Lemma 2.1 establishes

$$(2.12) \quad A - A(:, J)V(J, :)^{-T} V^T = A\tilde{\Pi}_J = \tilde{A}\tilde{\Pi}_J = \tilde{A} - \tilde{A}(:, J)V(J, :)^{-T} V^T.$$

This relation is quite remarkable, because it provides a one-to-one correspondence between column selection for the original matrix A and column selection for the residual matrix \tilde{A} . It is also the basis for both, Osinsky’s analysis [23, Theorem 1] and our main result.

THEOREM 2.2. *Let $A \in \mathbb{R}^{m \times n}$ and let $V \in \mathbb{R}^{n \times r}$ be an orthonormal basis. Then the random index set J returned by Algorithm 2.1 satisfies*

$$(2.13) \quad \mathbb{E} [\|A - A(:, J)V(J, :)^{-T} V^T\|_F^2] = (r + 1) \|A - AVV^T\|_F^2.$$

Proof. In view of (2.12), establishing (2.13) is equivalent to showing $\mathbb{E}[\|\tilde{A}\tilde{\Pi}_J\|_F^2] = (r+1)\|\tilde{A}\|_F^2$. For this purpose, we will rewrite the factors $\tilde{\Pi}_k$ from Lemma 2.1 as

$$(2.14) \quad \begin{aligned} \tilde{\Pi}_k &= \text{Id} - e_{j_k} \frac{V_k(:, k)^T}{V_k(j_k, k)} = \text{Id} - e_{j_k} \frac{V_k(j_k, k)e_1^T V_k(:, k:r)^T}{V_k(j_k, k)^2} \\ &= \text{Id} - e_{j_k} \frac{V_{k-1}(j_k, k:r)V_{k-1}(:, k:r)^T}{\|V_{k-1}(j_k, k:r)\|_2^2}. \end{aligned}$$

Here, the first equality uses that the k th column of the V matrices is not modified after the k th step of Algorithm 2.1, and the third equality uses (2.5) and how V_k is obtained from V_{k-1} by the orthogonal transformation (2.4):

$$V_k(:, k:r) = V_{k-1}(:, k:r)(\text{Id} - 2u_k u_k^T).$$

We now define $\tilde{A}_0 := \tilde{A}$ and, recursively,

$$(2.15) \quad \tilde{A}_k := \tilde{A}_{k-1}\tilde{\Pi}_k = \tilde{A}_{k-1} - \tilde{A}_{k-1}(:, j_k) \frac{V_{k-1}(j_k, k:r)V_{k-1}(:, k:r)^T}{\|V_{k-1}(j_k, k:r)\|_2^2}.$$

By (2.10), $\tilde{A}_r = \tilde{A}\tilde{\Pi}_J$. Using conditional expectation, it follows that

$$(2.16) \quad \begin{aligned} &\mathbb{E}[\|\tilde{A}_k\|_F^2 \mid j_1, \dots, j_{k-1}] = \mathbb{E}[\|\tilde{A}_{k-1}\tilde{\Pi}_k\|_F^2 \mid j_1, \dots, j_{k-1}] \\ &= \mathbb{E} \left[\|\tilde{A}_{k-1}\|_F^2 + \left\| \tilde{A}_{k-1}(:, j_k) \frac{V_{k-1}(j_k, k:r)V_{k-1}(:, k:r)^T}{\|V_{k-1}(j_k, k:r)\|_2^2} \right\|_F^2 \mid j_1, \dots, j_{k-1} \right] \\ &= \|\tilde{A}_{k-1}\|_F^2 + \frac{1}{r-k+1} \sum_{j \notin J_{k-1}} \|\tilde{A}_{k-1}(:, j)\|_2^2 = \frac{r-k+2}{r-k+1} \|\tilde{A}_{k-1}\|_F^2. \end{aligned}$$

Here, the second equality follows from (2.15) using Pythagoras, because the rows of \tilde{A}_{k-1} are orthogonal to the rows of $V_{k-1}(:, k:r)^T$, and the third equality follows from the definition of the sampling probabilities in Line 3 of Algorithm 2.1. Using the law of total expectation, we obtain that

$$\begin{aligned} \mathbb{E}[\|\tilde{A}_r\|_F^2] &= \mathbb{E}[\mathbb{E}[\|\tilde{A}_{r-1}\|_F^2 \mid j_1, \dots, j_{r-1}]] = \frac{2}{1} \mathbb{E}[\|\tilde{A}_{r-1}\|_F^2] \\ &= \dots = \frac{3}{2} \cdot \frac{2}{1} \mathbb{E}[\|\tilde{A}_{r-2}\|_F^2] = \dots = (r+1) \|\tilde{A}_0\|_F^2, \end{aligned}$$

which completes the proof using $A\tilde{\Pi}_J = \tilde{A}\tilde{\Pi}_J = \tilde{A}_r$. \square

By Jensen's inequality, Theorem 2.2 implies that

$$\begin{aligned} \mathbb{E}[\|A - A(:, J)V(J, :)^{-T}V^T\|_F] &\leq (\mathbb{E}[\|A - A(:, J)V(J, :)^{-T}V^T\|_F^2])^{1/2} \\ &= \sqrt{r+1} \|A - AVV^T\|_F. \end{aligned}$$

Moreover, Markov's inequality allows us to turn the second moment bound of Theorem 2.2 into a tail bound. For example, with probability at least 99% we have that

$$\|A - A(:, J)V(J, :)^{-T}V^T\|_F \leq 10\sqrt{r+1} \|A - AVV^T\|_F.$$

Because orthogonal projection onto the column space of $A(:, J)$ produces the minimal error, one obtains the same bounds for $\mathbb{E}[\|A - \Pi_J A\|_F^2]$. In particular, when choosing the optimal $V = V_{\text{opt}}$, which contains the first r right singular vectors of A , we obtain a corollary that matches (1.2) in expectation.

COROLLARY 2.3. *The random index set J returned by Algorithm 2.1 applied to $V = V_{\text{opt}}$ satisfies*

$$\mathbb{E}[\|A - \Pi_J A\|_F^2] \leq \mathbb{E}[\|A - A(:, J)V_{\text{opt}}(J, :)^{-T}V_{\text{opt}}^T\|_F^2] \leq (r+1)(\sigma_{r+1}^2(A) + \dots + \sigma_n^2(A)).$$

Let us emphasize that there is no need to use the optimal V for getting good upper bounds. The following procedure uses the randomized SVD [19] with a bit of oversampling to compute V :

1. Sample Gaussian random matrix $\Omega \in \mathbb{R}^{m \times (r+2)}$ and compute $Y = A^T \Omega$.
2. Compute orthonormal basis $V \in \mathbb{R}^{n \times (r+2)}$ by QR decomposition of Y .
3. Obtain index set J of cardinality $r+2$ by applying Algorithm 2.1 to V .

Using Theorem 10.5 from [19] and its proof, the resulting index set J satisfies a bound that is only moderately larger compared to the one by Corollary 2.3:

$$\mathbb{E}_{J, \Omega}[\|A - \Pi_J A\|_F^2] \leq (r+3)\mathbb{E}_{\Omega}[\|A - AVV^T\|_F^2] \leq (r+3)(r+1)(\sigma_{r+1}^2(A) + \dots + \sigma_n^2(A)).$$

The slightly increased cardinality of the index set could be avoided by performing a recompression of AVV^T . However, this would require multiplying A with V . The plain procedure above comes with the benefit that only $A^T \Omega$ needs to be computed. By using a structured random matrix (e.g., a subsampled randomized trigonometric transform), this step can be accelerated, potentially significantly.

2.3. Derandomization of Algorithm 2.1. By *derandomizing* the proof of Theorem 2.2, it is possible to recover Osinsky's algorithm [23, Algorithm 1] and develop a deterministic version of Algorithm 2.1 that outputs an index set J such that

$$(2.17) \quad \|A - A(:, J)V(J, :)^{-T}V^T\|_F^2 \leq (r+1)\|A - AVV^T\|_F^2.$$

Assume that j_1, \dots, j_{k-1} have already been (deterministically) selected, and the corresponding matrix $\tilde{A}_{k-1} = \tilde{A}_0 \tilde{\Pi}_1 \cdots \tilde{\Pi}_{k-1}$ has been computed explicitly, with the oblique projections defined as in (2.14). At the k th step, choosing

$$(2.18) \quad j_k \in \arg \min_j \|\tilde{A}_{k-1}(:, j)\|_2^2 / \|V_{k-1}(j, k : r)\|_2^2$$

minimizes $\|\tilde{A}_k\|_F^2$ given \tilde{A}_{k-1} ; see (2.16). Because the minimum cannot be larger than the expected value, the inequality (2.16) implies that

$$(2.19) \quad \|\tilde{A}_k\|_F^2 \leq \frac{r-k+2}{r-k+1} \|\tilde{A}_{k-1}\|_F^2.$$

Iterating the inequalities (2.19) for $k = 1, \dots, r$ proves (2.17).

The described derandomization of Algorithm 2.1 is summarized in Algorithm 2.2.

REMARK 2.4 (Computational cost of randomized vs. derandomized algorithms). *The deterministic guarantee (2.17) comes at the expense of a higher computational cost compared to*

Algorithm 2.2 Osinsky’s deterministic algorithm for CSSP [23, Algorithm 1]

Input: Matrix $A \in \mathbb{R}^{m \times n}$ and matrix $V \in \mathbb{R}^{n \times r}$ with orthonormal columns defining a row space approximation (2.1)

Output: Indices $J = (j_1, \dots, j_r)$ defining a column subset selection of A

- 1: Compute $\tilde{A}_0 = A - AVV^T$
 - 2: Initialize $J = ()$ and $V_0 = V$
 - 3: **for** $k = 1, \dots, r$ **do**
 - 4: Set $j_k \in \arg \min_j \|\tilde{A}_{k-1}(:, j)\|_2^2 / \|V_{k-1}(j, k : r)\|_2^2$
 - 5: Update $J \leftarrow (J, j_k)$
 - 6: Update $V_k \leftarrow \tilde{V}_{k-1} Q_k$ with a Householder reflector Q_k that annihilates $V_{k-1}(j_k, k + 1 : r)$
 - 7: Update $\tilde{A}_k \leftarrow \tilde{A}_{k-1} \tilde{\Pi}_k$
 - 8: **end for**
-

Algorithm 2.1. In particular, the need for computing and updating the column norms of the residual matrix \tilde{A}_{k-1} is relatively costly. Already for the initial residual \tilde{A}_0 , this requires computing the column norms of A and multiplying A with V . As the column norms are subjective to subtractive cancellation in the subsequent computations, they need to be determined quite accurately, which essentially means that the whole matrix A needs to be explicitly available. In contrast, Algorithm 2.1 only requires access to the columns in J , once V is available. When combined with a cheap procedure to determine V (e.g., by the randomized SVD with a highly structured random matrix Ω), Algorithm 2.1 becomes an appealing alternative to Algorithm 2.2.

In view of the disadvantages mentioned in Remark 2.4, it is tempting to derandomize Algorithm 2.1 differently, in a way that does not require access to A : At each step, we select $j_k = \arg \max_j p_j$, with p_j defined by the updated row norms in Line 3 of Algorithm 2.1. However, the following example shows that such a greedy approach does not necessarily yield good results.

EXAMPLE 2.5 (Greedy on V is not enough!). Consider the matrix

$$A = \begin{bmatrix} 1 & 0 \\ 0 & 10^{-4} \end{bmatrix} \begin{bmatrix} \frac{2}{\sqrt{n+3}} & -\frac{1}{\sqrt{n+3}} & -\frac{1}{\sqrt{n+3}} & \cdots & -\frac{1}{\sqrt{n+3}} \\ \frac{\sqrt{n-1}}{\sqrt{n+3}} & \frac{2}{\sqrt{(n-1)(n+3)}} & \frac{2}{\sqrt{(n-1)(n+3)}} & \cdots & \frac{2}{\sqrt{(n-1)(n+3)}} \end{bmatrix},$$

and $r = 1$. By (1.2), there is a column index j such that

$$(2.20) \quad \|A - A(:, j)A(:, j)^\dagger A\|_F^2 \leq 2 \cdot 10^{-8}.$$

Using $V = \left[\frac{2}{\sqrt{n+3}} \quad -\frac{1}{\sqrt{n+3}} \quad -\frac{1}{\sqrt{n+3}} \quad \cdots \quad -\frac{1}{\sqrt{n+3}} \right]^T$ as a rank-1 row space approximation of A , the greedy choice explained above would choose the first index $j = 1$ as this is the element of largest magnitude in V . When taking, e.g., $n = 10,000$, one has that

$$\|A - A(:, j)A(:, j)^\dagger A\|_F^2 \approx \begin{cases} 2.5 \cdot 10^{-5} & \text{if } j = 1, \\ 10^{-8} & \text{if } j \neq 1. \end{cases}$$

Choosing $j_1 = 1$ therefore gives a column subset selection error that is significantly worse than what is predicted by (2.20). In contrast, Algorithm 2.1 does *not* select $j_1 = 1$ with probability $(n+1)/(n+3)$, which is very close to 1 for large values of n .

3. DEIM. Algorithm 2.1 is an attractive choice for selecting indices in the Discrete Empirical Interpolation Method (DEIM), which is a popular method for approximating nonlinear functions in reduced-order modelling [5]. Given a function $f \equiv f(\xi) \in \mathbb{R}^n$ that is expensive to evaluate and known to be well approximated by an orthonormal basis $V \in \mathbb{R}^{n \times r}$, in the sense of $f \approx VV^T f$, the goal of DEIM is to construct a good approximation of f that does not require the evaluation of the whole function. For this purpose, DEIM selects a set I of r indices and returns the approximation

$$f \approx V(E_I^T V)^{-1} E_I^T f = V(E_I^T V)^{-1} f(I),$$

that is, only the part of f contained in I needs to be evaluated. The quantity $\|(E_I^T V)^{-1}\|_2 = \|V(I, :)^{-1}\|_2$ gives an indication of the quality of the approximation because

$$\|f - V(E_I^T V)^{-1} E_I^T f\|_2 \leq \|(E_I^T V)^{-1}\|_2 \|f - VV^T f\|_2,$$

where $\|\cdot\|_2$ denotes the spectral norm of a matrix; see [5, Lemma 3.2]. It is known that there exists an index set I such that $\|(E_I^T V)^{-1}\|_2 \leq \sqrt{1 + r(n-r)}$; see [14, Theorem 2.1].

We suggest to apply Algorithm 2.1 to V in order to determine the index set I for DEIM. As a corollary of Theorem 2.2, this approach enjoys guarantees – in expectation – on the random index set I that match or exceed the best deterministic bound mentioned above.

COROLLARY 3.1. *Given an orthonormal basis $V \in \mathbb{R}^{n \times r}$, the index set returned by Algorithm 2.1 satisfies*

$$(3.1) \quad \mathbb{E}[\|f - V(E_I^T V)^{-1} E_I^T f\|_2^2] \leq (r+1) \|f - VV^T f\|_2^2$$

for an arbitrary but fixed vector $f \in \mathbb{R}^n$. Moreover,

$$\mathbb{E}[\|(E_I^T V)^{-1}\|_F^2] = r(n-r+1), \quad \mathbb{E}[\|(E_I^T V)^{-1}\|_2^2] \leq r(n-r)+1.$$

Proof. The result (3.1) follows from applying Theorem 2.2 to $A := f^T$. Theorem 2.2 applied to $A = \text{Id}_n$ gives

$$(3.2) \quad \mathbb{E}[\|\tilde{\Pi}_I\|_F^2] = (r+1) \|\text{Id} - VV^T\|_F^2 = (r+1)(n-r).$$

Moreover, we have

$$(3.3) \quad \begin{aligned} \|\tilde{\Pi}_I\|_F^2 &= \|\text{Id} - E_I(V^T E_I)^{-1} V^T\|_F^2 = \|\text{Id} - E_I E_I^T\|_F^2 + \|E_I(E_I^T - (V^T E_I)^{-1} V^T)\|_F^2 \\ &= n-r + \|E_I^T - (V^T E_I)^{-1} V^T\|_F^2 = n-2r + \|(V^T E_I)^{-1}\|_F^2, \end{aligned}$$

where the last equality follows from the fact that $(V^T E_I)^{-1} V^T$ has an identity block in the columns corresponding to I and subtracting E_I^T annihilates these columns; therefore $\|(V^T E_I)^{-1} V^T\|_F^2 = r + \|E_I^T - (V^T E_I)^{-1} V^T\|_F^2$. Combining (3.2) with (3.3) we get $\mathbb{E}[\|(E_I^T V)^{-1}\|_F^2] = r(n-r+1)$. Finally, we have

$$\|(E_I^T V)^{-1}\|_2^2 = \|(E_I^T V)^{-1}\|_F^2 - \sum_{k=2}^r \sigma_r((E_I^T V)^{-1})^2 \leq \|(E_I^T V)^{-1}\|_F^2 - (r-1)$$

since all the singular values of $E_I^T V$ are upper bounded by the singular values of V , which are equal to 1. Taking expectations, $\mathbb{E}[\|(E_I^T V)^{-1}\|_2^2] \leq \mathbb{E}[\|(E_I^T V)^{-1}\|_F^2] - r + 1 = 1 + r(n-r)$. \square

Let us stress that Algorithm 2.1 is oblivious to f , that is, it does not need to access the usually unknown vector f in order to satisfy the favorable bound (3.1). In contrast, Osinsky's algorithm (Algorithm 2.2) requires access to f in order to achieve the bound (3.1) deterministically. As suggested in [23], Osinsky's algorithm can be applied to the identity matrix instead of f for determining I , but this increases the pre-factor from $r + 1$ to $r(n - r) + 1$.

4. CUR and cross approximation. As highlighted in the introduction, CSSP is equivalent to finding a rank- r approximation of A such that the left rank- r factor consists of r selected columns of A . The general goal of CUR and related concepts is to construct rank- r approximations for which also the right factor is constructed from r selected rows of A . Often, a CUR approximation is understood in the more specific form

$$(4.1) \quad A \approx A(:, J)A(:, J)^\dagger AA(I, :)^{\dagger} A(I, :),$$

where I and J are (well chosen) row and column index sets of cardinality r . A simple trick, many times used in the literature (see [12, 21, 27] for examples), can be used to relate CSSP and DEIM to CUR. Applied in our setting, this trick amounts to using Algorithm 2.1 with a matrix V defining a row space approximation (2.1) to select J and again Algorithm 2.1 with a matrix U defining a column space approximation of A (i.e. a row space approximation (2.1) of A^T) to select I . Pythagoras' theorem gives

$$\|A - A(:, J)A(:, J)^\dagger AA(I, :)^{\dagger} A(I, :)\|_F^2 = \|A - \Pi_J A\|_F^2 + \|\Pi_J(A - AA(I, :)^{\dagger} A(I, :))\|_F^2$$

and Theorem 2.2 implies that

$$\begin{aligned} \mathbb{E}[\|A - A(:, J)A(:, J)^\dagger AA(I, :)^{\dagger} A(I, :)\|_F^2] &\leq (r + 1) (\|A(\text{Id} - VV^T)\|_F^2 + \|(\text{Id} - UU^T)A\|_F^2) \\ &\leq 2(r + 1)\|(\text{Id} - UU^T)A(\text{Id} - VV^T)\|_F^2. \end{aligned}$$

In contrast, the (non-adaptive) subspace sampling method from [21] uses the same input but needs to sample $\mathcal{O}(\epsilon^{-2}r \log r)$ columns and rows in order to achieve a relative Frobenius norm error $2 + \epsilon$ whp.

A major disadvantage of CUR (4.1) is that one needs to sample the full matrix, or at least needs to be able to compute matrix-vector products with A , in order to build the middle matrix $A(:, J)^\dagger AA(I, :)^{\dagger}$. The cross approximation, also called skeleton approximation, avoids this by choosing a different middle matrix:

$$(4.2) \quad A \approx A(:, J)A(I, J)^{-1}A(I, :).$$

This approximation exists whenever one selects index sets I and J of cardinality r such that $A(I, J)$ is invertible. Also, note that A is matched exactly (interpolated) in the selected rows and columns. To build the approximation (4.2), only these rows and columns of A need to be evaluated. Combined with a cheap procedure for sampling I and J , this gives, in principle, the possibility to obtain an approximation with a complexity $\mathcal{O}(r(m + n))$, which is sublinear in the size of A . For example, under a rather restrictive incoherence assumption on the singular vectors, uniform sampling can be safely used [7].

In the spirit of [23, Theorem 2] and [12, Algorithm 1], we sample the index sets I and J defining (4.2) as follows. Once a matrix V corresponding to a row space approximation (2.1) is known and column indices J have been computed with Algorithm 2.1, we obtain an orthonormal

basis Q_J of $A(:, J)$ as a row space approximation (2.1) of A^T . We apply Algorithm 2.1 once more, now to Q_J , to obtain an index for selecting columns of A^T , that is, rows of A . The resulting procedure is summarized in Algorithm 4.1.

Algorithm 4.1 Adaptive Randomized Pivoting for cross approximation (ARPCross)

Input: Matrix $A \in \mathbb{R}^{m \times n}$ and an orthonormal basis $V \in \mathbb{R}^{n \times r}$ defining a row space approximation (2.1)

Output: Index sets $I = (i_1, \dots, i_r)$ and $J = (j_1, \dots, j_r)$ defining a cross approximation (4.2)

- 1: Obtain index set J by applying Algorithm 2.1 to V
 - 2: Compute an orthonormal basis Q_J of $A(:, J)$ by a QR decomposition
 - 3: Obtain index set I by applying Algorithm 2.1 to Q_J
-

Using Theorem 2.2 we can establish a bound on the quality of the cross approximation returned by Algorithm 4.1.

THEOREM 4.1. *Let $A \in \mathbb{R}^{m \times n}$ and let $V \in \mathbb{R}^{n \times r}$ be an orthonormal basis. Then the random index sets I and J returned by Algorithm 4.1 satisfy*

$$\mathbb{E} [\|A - A(:, J)A(I, J)^{-1}A(I, :)\|_F^2] \leq (r + 1)^2 \|A - AVV^T\|_F^2.$$

Proof. From the first property of Lemma 2.1, it follows that

$$A - A(:, J)A(I, J)^{-1}A(I, :) = (\text{Id} - A(:, J)(E_I^T A(:, J))^{-1}E_I^T)A = (\text{Id} - Q_J(E_I^T Q_J)^{-1}E_I^T)A,$$

where Q_J is an orthonormal basis of $A(:, J)$. Using the law of total expectation, we get

$$\begin{aligned} \mathbb{E}[\|A - A(:, J)A(I, J)^{-1}A(I, :)\|_F^2] &= \mathbb{E}_J [\mathbb{E}_I[\|(\text{Id} - Q_J(E_I^T Q_J)^{-1}E_I^T)A\|_F^2 \mid J]] \\ &= \mathbb{E}_J[(r + 1)\|(\text{Id} - Q_J Q_J^T)A\|_F^2] \\ &\leq (r + 1)\mathbb{E}_J[\|A - A(:, J)V(J, :)^{-T}V^T\|_F^2] \\ &= (r + 1)^2 \|A - AVV^T\|_F^2, \end{aligned}$$

As in the proof of Corollary 3.1, the second equality follows from applying Theorem 2.2 to A^T (with its row space approximation Q_J), the inequality follows from the minimality of orthogonal projections, and the last equality follows from again applying Theorem 2.2, now to the matrix A . \square

Algorithm 4.1 can be derandomized in a similar way to Algorithm 2.1 and this recovers [23, Theorem 2]. However, as for Algorithm 2.2, this derandomized algorithm comes with the disadvantage that the full matrix A needs to be accessed repeatedly. In contrast, Algorithm 4.1 only needs to access r rows and columns of A . It enjoys sublinear complexity $\mathcal{O}(r(m + n))$, once a row space approximation V is available.

5. Nyström approximation for SPSD matrices. For an SPSD matrix $A \in \mathbb{R}^{n \times n}$, it is sensible to choose $I = J$ in the cross approximation (4.2), which gives rise to the Nyström approximation [30]:

$$(5.1) \quad A \approx A(:, J)A(J, J)^{-1}A(J, :).$$

The *Gram correspondence* [15] establishes a one-to-one relation between (5.1) and CSSP. To see this, let J be an arbitrary index set of cardinality r such that $A(J, J)$ is invertible. Then for any matrix B such that $B^T B = A$ we have

$$A(:, J)A(J, J)^{-1}A(J, :) = B^T B(:, J)(B(:, J))^T B(:, J)^{-1}B(:, J)^T B.$$

Because $\Pi := B(:, J)(B(:, J))^T B(:, J)^{-1}B(:, J)^T$ is an orthogonal projection (onto the column space of $B(:, J)$), it holds that $(\text{Id} - \Pi) = (\text{Id} - \Pi)^2$ and, hence,

$$(5.2) \quad \|A - A(:, J)A(J, J)^{-1}A(J, :)\|_* = \|B^T(\text{Id} - \Pi)^2 B\|_* = \|(\text{Id} - \Pi)B\|_F^2.$$

Here, $\|\cdot\|_*$ denotes the nuclear norm of a matrix (i.e., the sum of its singular values), which coincides with the trace for an SPSD matrix. The relation (5.2) allows us to turn results on CSSP for B into results on Nyström (5.1) for A . For example, the result (1.2) implies the existence of an index set J such that

$$(5.3) \quad \|A - A(:, J)A(J, J)^{-1}A(J, :)\|_* \leq (r+1)(\sigma_{r+1}(A) + \dots + \sigma_n(A));$$

see also [22, Theorem 1].

5.1. Randomized algorithm. Our randomized Nyström approximation simply applies Algorithm 2.1 to a row space approximation V of A to get an index set J defining (5.1). The relation (5.2) allows us to leverage Theorem 2.2 for obtaining an error bound.

COROLLARY 5.1. *Let $A \in \mathbb{R}^{n \times n}$ be SPSD and let $V \in \mathbb{R}^{n \times r}$ be an orthonormal basis. Then the random index set J returned by Algorithm 2.1 satisfies*

$$\mathbb{E}[\|A - A(:, J)A(J, J)^{-1}A(J, :)\|_*] \leq (r+1)\|(\text{Id} - VV^T)A(\text{Id} - VV^T)\|_*.$$

Proof. As above, let $B \in \mathbb{R}^{n \times n}$ be such that $B^T B = A$. By taking expectation on both sides of (5.2), we obtain

$$\begin{aligned} \mathbb{E}[\|A - A(:, J)A(J, J)^{-1}A(J, :)\|_*] &= \mathbb{E}[\|B - B(:, J)(B(:, J))^T B(:, J)^{-1}B(:, J)^T B\|_*] \\ &\leq \mathbb{E}[\|B - B(:, J)V(J, :)^{-T}V^T\|_F^2] = (r+1)\|B - BVV^T\|_F^2 \\ &= (r+1)\|(\text{Id} - VV^T)B^T B(\text{Id} - VV^T)\|_* = (r+1)\|(\text{Id} - VV^T)A(\text{Id} - VV^T)\|_*, \end{aligned}$$

where we used Theorem 2.2 for the second equality. \square

For $V = V_{\text{opt}}$, we have $\|(\text{Id} - VV^T)A(\text{Id} - VV^T)\|_* = \sigma_{r+1}(A) + \dots + \sigma_n(A)$ and, in this case, the bound of Corollary 5.1 matches (5.3) in expectation.

The recently proposed randomly pivoted Cholesky algorithm [6] determines the index set by adaptive sampling according to the diagonal of the updated matrix A . It comes with the major advantage that only the diagonal and the selected rows/columns of the (original) matrix A need to be accessed. In particular, there is no need for providing a row space approximation V . On the other hand, Theorem 5.1 in [6] requires oversampling to guarantee the error bound (5.3) (in expectation), especially if the best rank- r approximation error is small. In practice, however, such oversampling does not seem to be needed.

5.2. Derandomization. While the definition (4.2) of cross approximation coincides with Nyström for $I = J$, neither the randomized Algorithm 4.1 for cross approximation nor its derandomized version from [23] are guaranteed to preserve this relation for SPSD A . Once again, the Gram correspondence is useful in order to derive a suitable derandomized version of the algorithm from the previous section.

The basic recipe for the derandomized algorithm is simple. For any matrix B such that $B^T B = A$, apply Algorithm 2.2 to determine an index set J such that

$$\|B - B(:, J)V(J, :)^{-T}V^T\|_F^2 \leq (r+1)\|B - BVV^T\|_F^2,$$

By the proof of Corollary 5.1, it follows that this index set J also satisfies

$$\|A - A(:, J)A(J, J)^{-1}A(J, :)\|_* \leq (r+1)\|(\text{Id} - VV^T)A(\text{Id} - VV^T)\|_*.$$

This recipe is not yet practical because it requires the potentially expensive computation of a square root or Cholesky factor B of A .

Remarkably, it is possible to devise an algorithm for $A = B^T B$ that is mathematically equivalent to applying Algorithm 2.2 to B , but does not require the computation of B . To see this, let $\tilde{B}_0 = B(\text{Id} - VV^T)$ and $\tilde{B}_k := \tilde{B}_{k-1}\tilde{\Pi}_k$, in analogy to (2.15), and set $\tilde{A}_k = \tilde{B}_k^T \tilde{B}_k$ for $k = 1, \dots, r$. To choose the index according to (2.18), we need to compute the squared column norms of \tilde{B}_k in each step. Because

$$\|\tilde{B}_k(:, j)\|_2^2 = \tilde{A}_k(j, j),$$

it suffices to compute the diagonal of \tilde{A}_k . For this purpose, we first compute the diagonal entries of the initial matrix $\tilde{A}_0 = (\text{Id} - VV^T)A(\text{Id} - VV^T)$ by performing the product $Y := AV$ plus $\mathcal{O}(nr^2)$ additional operations. In each subsequent step, the diagonal entries are updated via the relation

$$(5.4) \quad \tilde{A}_k(j, j) = e_j^T \tilde{\Pi}_k^T \tilde{A}_{k-1} \tilde{\Pi}_k e_j = \tilde{A}_{k-1}(j, j) - \frac{2\tilde{A}_{k-1}(j, j_k)V_k(j, k)}{V_k(j_k, k)} + \frac{\tilde{A}_{k-1}(j_k, j_k)^2 V_k(j, k)^2}{V_k(j_k, k)^2},$$

for $j = 1, \dots, n$, with $\tilde{\Pi}_k$ defined as in (2.10). To perform the update (5.4) we need access to the j_k th column of \tilde{A}_{k-1} , which can be computed from the relation

$$(5.5) \quad \tilde{A}_{k-1} e_{j_k} = \tilde{\Pi}_{k-1}^T \tilde{\Pi}_{k-2}^T \cdots \tilde{\Pi}_1^T (\text{Id} - VV^T)A(\text{Id} - VV^T)\tilde{\Pi}_1 \cdots \tilde{\Pi}_{k-2} \tilde{\Pi}_{k-1} e_{j_k}.$$

Applying one of the oblique projections $\tilde{\Pi}_1, \dots, \tilde{\Pi}_{k-1}$ – or their transposes – to a vector costs $\mathcal{O}(n)$ operations; since the vector $x := \tilde{\Pi}_1 \cdots \tilde{\Pi}_{k-1} e_{j_k}$ is a linear combination of $e_{j_1}, \dots, e_{j_{k-1}}, e_{j_k}$, evaluating $(\text{Id} - VV^T)A(\text{Id} - VV^T)x = (\text{Id} - VV^T)(Ax - YV^T x)$ requires the knowledge of the columns j_1, \dots, j_k th of A plus $\mathcal{O}(nr)$ operations. Therefore, also (5.5) can be evaluated efficiently and without the need of working explicitly with B .

The described procedure is summarized in Algorithm 5.1. The diagonal entries of \tilde{A}_k are denoted by d_1, \dots, d_n and updated at each step; the vectors w_k are equal to $\tilde{A}(:, j_k)$. The computational cost is $\mathcal{O}(nr^2)$ plus the cost of forming the matrix $Y = AV$. Therefore, Algorithm 5.1 is more expensive than Algorithm 2.1 because it needs the computation of AV , but less expensive than Algorithm 2.2 (see Remark 2.4) because the computation of the column norms of \tilde{B}_k reduce to the computation of the diagonal elements of \tilde{A}_k , which can be done efficiently. As Algorithm 5.1 is mathematically equivalent to Algorithm 2.2 applied to B , we have the following result.

Algorithm 5.1 Nyström with deterministic adaptive pivoting

Input: SPSD matrix $A \in \mathbb{R}^{n \times n}$ and orthonormal basis $V \in \mathbb{R}^{n \times r}$ defining a row space approximation

Output: Indices $J = (j_1, \dots, j_r)$ defining Nyström approximation of A

- 1: Compute $Y \leftarrow AV$
- 2: Initialize $J = ()$ and $V_0 = V$
- 3: Compute diagonal elements d_1, \dots, d_n of $\tilde{A}_0 = A - VY^T - YV^T + V(V^TY)V^T$
- 4: **for** $k = 1, \dots, r$ **do**
- 5: Choose $j_k \in \arg \min_j d_j / \|V_{k-1}(j, k : r)\|_2^2$
- 6: Update $J \leftarrow (J, j_k)$
- 7: Update $V_k \leftarrow V_{k-1}Q_k$ with a Householder reflector Q_k that annihilates $V_{k-1}(j_k, k + 1 : r)$
- 8: Compute $w_k \leftarrow \tilde{A}_{k-1}e_{j_k}$ via (5.5)
- 9: Update $d_j \leftarrow d_j - 2\frac{w_k(j)V_k(j,k)}{V_k(j_k,k)} + \frac{w_k(j_k)^2V_k(j,k)^2}{V_k(j_k,k)^2}$ for $j = 1, \dots, n$
- 10: **end for**

COROLLARY 5.2. *Let $A \in \mathbb{R}^{n \times n}$ be SPSD and let $V \in \mathbb{R}^{n \times r}$ be an orthonormal basis. Then the index set J returned by Algorithm 5.1 satisfies*

$$\|A - A(:, J)A(J, J)^{-1}A(J, :)\|_* \leq (r + 1)\|(\text{Id} - VV^T)A(\text{Id} - VV^T)\|_*.$$

For $V_{\text{opt}} = V$, we obtain $\|A - A(:, J)A(J, J)^{-1}A(J, :)\|_* \leq (r + 1)(\sigma_{r+1}(A) + \dots + \sigma_n(A))$. To our knowledge, this is the best known guarantee for a deterministic Nyström approximation. For example, the error bound for the greedy approach, which amounts to Cholesky with diagonal pivoting, features a pre-factor that grows exponentially with r [20].

6. Numerical experiments. In this section, we illustrate the behavior of our newly proposed algorithms for CSSP, DEIM, cross approximation, and Nyström approximation on several test matrices. As mentioned in the introduction, the main purpose of the numerical experiments is to validate our methods. The fine-tuning, the development of efficient implementations, and a broad application study of our proposed algorithms are beyond the scope of this work. All algorithms were implemented and executed in MATLAB R2024b on a laptop with an Intel Core Ultra 5 125U \times 14 CPU and 16 GB of RAM. To simplify the setting, we choose the input matrix V for our algorithms to be V_{opt} , the matrix containing the first right singular vectors, computed with a singular value decomposition of the data. Each randomized algorithm is run for 100 times and we plot the average error, with the error bars indicating the interval that discards the 10% best and 10% worst errors.

6.1. CSSP for a sparse matrix. As a first example, we consider a sparse matrix A of size $4,282 \times 8,617$ arising from a linear programming problem sequence, as considered in [12] and available from the SuiteSparse matrix collection [9]¹. We compare Algorithm 2.1 (ARP) with leverage score sampling, column norm sampling, column pivoted QR (CPQR), and Osinsky’s deterministic algorithm for CSSP (Algorithm 2.2). For both leverage score and column norm sampling, sampling is always performed without replacement. The results are shown in Figure 2a. Interestingly, leverage score sampling (which also utilizes the matrix V_{opt}) performs relatively badly; all other strategies are very close to the best low-rank approximation in this example.

¹Downloaded from <http://sparse.tamu.edu/Meszaros/large>.

6.2. CSSP for genetic data. The second example we consider for CSSP uses the GSE10072 cancer genetics data set from the National Institutes of Health, considered in [27, Example 3]². The matrix A has size $22,283 \times 107$. Again, we compare ARP with leverage score sampling, column norm sampling, CPQR, and Algorithm 2.2. The results are reported in Figure 2b. All methods perform comparably well on this example; Algorithm 2.2 performs slightly better than the other ones, at the expense of a higher computational cost.

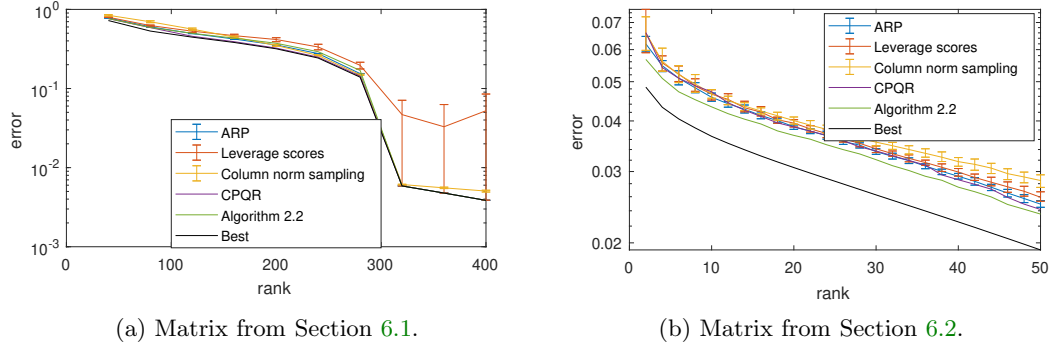


Fig. 2: Comparison of different CSSP strategies; the error is computed as $\|A - A(:, J)A(:, J)^\dagger A\|_F / \|A\|_F$.

6.3. DEIM. Given values of $x_1, x_2, \mu_1, \mu_2 \in [0, 1]$, we define the following function, which was considered in [24, Section 2.3] and [25, Section 6.1]:

$$f(x_1, x_2, \mu_1, \mu_2) = g(x_1, x_2, \mu_1, \mu_2) + g(1 - x_1, 1 - x_2, 1 - \mu_1, 1 - \mu_2) \\ + g(1 - x_1, x_2, 1 - \mu_1, \mu_2) + g(x_1, 1 - x_2, \mu_1, 1 - \mu_2),$$

where

$$g(x_1, x_2, \mu_1, \mu_2) = (((1 - x_1) - (0.99\mu_1 - 1))^2 + ((1 - x_2) - (0.99\mu_2 - 1))^2 + 0.1^2)^{-1/2}.$$

We discretize the function on a 50×50 grid in $[0, 1]^2$ for the spatial variables x_1, x_2 and on a 12×12 grid for the parameters μ_1, μ_2 . We arrange all the function values into a 2500×144 matrix A such that its column and row indices refer to the discretized spatial variables and parameters, respectively. To test the quality of index sets I of cardinality r , analogously to [24], we construct vectors $f_1, \dots, f_{121} \in \mathbb{R}^{2500}$ obtained by discretizing the function on a 50×50 grid in $[0, 1]^2$ for parameters μ_1, μ_2 which are taken on a 11×11 equispaced grid in $[0, 1]^2$. We then consider the average relative L^2 -error of the DEIM approximation of these new samples:

$$(6.1) \quad \frac{1}{121} \sum_{j=1}^{121} \frac{\|f_j - VV(I, :)^{-1} f_j(I)\|_2}{\|f_j\|_2}.$$

²Downloaded from <https://ftp.ncbi.nlm.nih.gov/geo/series/GSE10nnn/GSE10072/matrix/>.

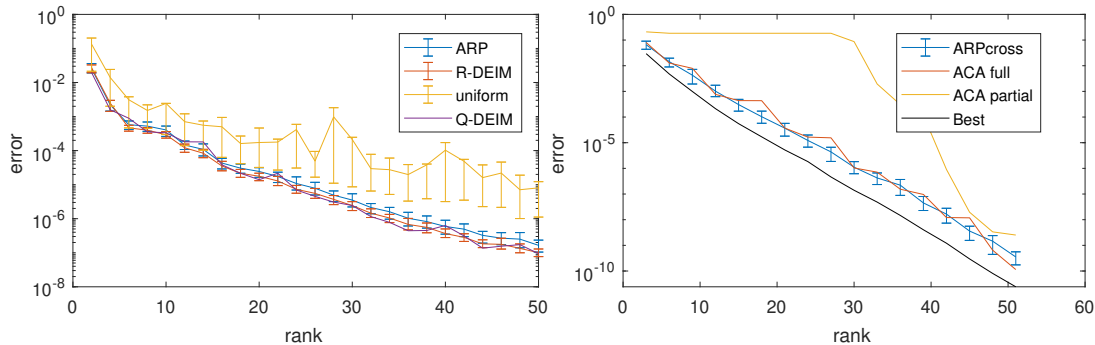
We compare the proposed strategy – ARP – with uniform sampling, Q-DEIM [14], and R-DEIM [25, Algorithm 6]. R-DEIM first samples $2r$ random columns using leverage score sampling and then subselects r rows using strong rank-revealing QR [18]. The results are shown in Figure 3a (left). While Q-DEIM, which is a greedy deterministic strategy, gives the best results in this example, it can give very suboptimal results in certain cases, for instance when applied to a modified Kahan matrix [18, Example 1]. ARP achieves, on average, a slightly larger error compared to R-DEIM, with the advantage that ARP is simpler and does not require oversampling.

6.4. Cross approximation. Let us consider the nonsymmetric kernel matrix $A \in \mathbb{R}^{2000 \times 2000}$ obtained from discretizing the kernel function

$$K(\alpha, \beta) = \exp\left(-15\sqrt{\alpha^2 + \beta^2}\right) + \exp\left(-75\sqrt{(\alpha - 1)^2 + (\beta - 1)^2}\right)$$

by choosing 2000 equispaced samples for $\alpha \in [0, 1]$ and 2000 uniformly random samples for $\beta \in [0, 1]$.

In Figure 3b, we compare the column and row selection strategy of Algorithm 4.1 (ARPCross) with a standard implementation of Adaptive Cross Approximation (ACA) with full pivoting (“ACA full”) and ACA with partial pivoting (ACA partial) [2]. Given index sets I and J , the error is measured in the Frobenius norm as $\|A - A(:, J)A(I, J)^{-1}A(I, :)\|_F / \|A\|_F$. This matrix represents two Gaussian “bumps” and is a challenging example for ACA with partial pivoting: One starts with selecting a row and column corresponding to one of the two bumps, and it takes some time until the algorithm detects the other bump. ACA with full pivoting and ARPCross perform comparably well on this example.



(a) Comparison of strategies to select indices for DEIM for the function described in Section 6.3. The error is measured as in (6.1). (b) Comparison of strategies for column and row selection for cross approximation on the matrix from Section 6.4.

Fig. 3: Numerical results for DEIM (left) and cross approximation (right).

6.5. Nyström approximation for SPSD matrices. We consider two Gaussian kernel matrices taken from [6, Section 2.4]³. The first matrix represents a “smile” and is constructed

³Code adapted from <https://github.com/eepperly/Randomly-Pivoted-Cholesky>

from 1000 data points depicting a smile in \mathbb{R}^2 . The kernel bandwidth is set to 2 and the smile is located in $[-10, 10] \times [-10, 10]$. The second matrix represents a “spiral” and it is constructed from 1000 data points in \mathbb{R}^2 depicting the logarithmic spiral $(e^{0.2t} \cos t, e^{0.2t} \sin t)$ for non-equispaced parameter values $t \in [0, 64]$. The kernel bandwidth is 5.

In Figure 4 we compare the approximation error $\|A - A(:, J)A(J, J)^{-1}A(J, :)\|_* / \|A\|_*$ corresponding to the index set J returned by ARP with the approximation error corresponding to indices selected by RPCholesky [6], leverage score sampling, and uniform sampling. We also compare with two deterministic strategies: Algorithm 5.1 and ACA with full pivoting (which in this case reduces to diagonal pivoting). For the smile, ARP, ACA with full pivoting, and RPCholesky perform similarly, and they are better than both, leverage score and uniform sampling. For the spiral, the slow singular value decay is well-known to create difficulties for greedy methods, such as ACA with full pivoting; the error of ARP is visually below all the other randomized methods for this matrix. In both examples, the derandomized variant, Algorithm 5.1, usually returns an even better index set compared to ARP, at the cost of a higher computational complexity.

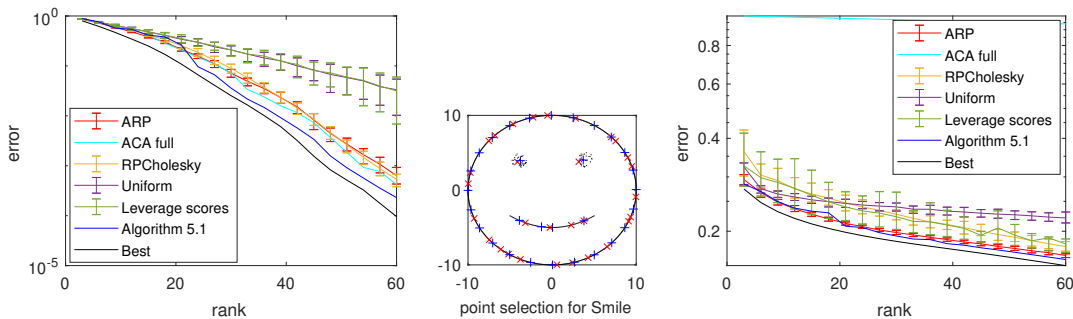


Fig. 4: Selection of column indices for SPSD matrices: smile (left) and spiral (right); see Section 6.5 for details. The figure in the middle illustrates the choice of points made by (one instance of) ARP (red \times) and Algorithm 5.1 (blue $+$) with rank 30.

7. Conclusions. As demonstrated by theoretical results and preliminary numerical experiments, our newly proposed Adaptive Randomized Pivoting is a simple yet effective strategy for addressing a range of linear algebra problems that involve index selection. Our strategy requires a priori (row) subspace information, which can be obtained by, e.g., sketching the data once. For column subset selection and cross approximation, having access to such subspace information is arguably unavoidable for any reasonably accurate method, in the absence of further prior knowledge on the data. For these two problems, Adaptive Randomized Pivoting is an attractive alternative to existing deterministic methods, which require additional access to the data beyond a simple sketch, and existing inexpensive randomized methods, which require oversampling to attain equally good theoretical bounds. DEIM is arguably the strongest case for our new strategy; in this case, the required subspace information comes naturally with the application, and we attain better bounds than all existing approaches while remaining oblivious to the data to be approximated. For the case of Nyström approximation, the previously proposed randomly pivoted Cholesky does not require a priori subspace information, thanks to the positive definiteness assumption on the data. This renders Adaptive Randomized Pivoting unattractive for this problem, despite offering simpler and

possibly tighter error bounds. On the other hand, derandomization leads to a new deterministic method that is significantly better than existing deterministic approaches in terms of error bounds.

REFERENCES

- [1] M. BARRAULT, Y. MADAY, N. C. NGUYEN, AND A. T. PATERA, *An ‘empirical interpolation’ method: application to efficient reduced-basis discretization of partial differential equations*, C. R. Math. Acad. Sci. Paris, 339 (2004), pp. 667–672, <https://doi.org/10.1016/j.crma.2004.08.006>.
- [2] M. BEBENDORF, *Approximation of boundary element matrices*, Numer. Math., 86 (2000), pp. 565–589, <https://doi.org/10.1007/PL00005410>.
- [3] A. BELHADJI, R. BARDENET, AND P. CHAINAIS, *A determinantal point process for column subset selection*, J. Mach. Learn. Res., 21 (2020), pp. Paper No. 197, 62.
- [4] C. BOUTSIDIS, M. W. MAHONEY, AND P. DRINEAS, *An improved approximation algorithm for the column subset selection problem*, in Proceedings of the Twentieth Annual ACM-SIAM Symposium on Discrete Algorithms, SIAM, Philadelphia, PA, 2009, pp. 968–977.
- [5] S. CHATURANTABUT AND D. C. SORENSEN, *Nonlinear model reduction via discrete empirical interpolation*, SIAM J. Sci. Comput., 32 (2010), pp. 2737–2764, <https://doi.org/10.1137/090766498>.
- [6] Y. CHEN, E. N. EPPERLY, J. A. TROPP, AND R. J. WEBBER, *Randomly pivoted Cholesky: Practical approximation of a kernel matrix with few entry evaluations*, Comm. Pure Appl. Math., (2024), <https://doi.org/10.1002/cpa.22234>.
- [7] J. CHIU AND L. DEMANET, *Sublinear randomized algorithms for skeleton decompositions*, SIAM J. Matrix Anal. Appl., 34 (2013), pp. 1361–1383, <https://doi.org/10.1137/110852310>.
- [8] A. CORTINOVIS AND D. KRESSNER, *Low-rank approximation in the Frobenius norm by column and row subset selection*, SIAM J. Matrix Anal. Appl., 41 (2020), pp. 1651–1673, <https://doi.org/10.1137/19M1281848>.
- [9] T. A. DAVIS AND Y. HU, *The University of Florida sparse matrix collection*, ACM Trans. Math. Software, 38 (2011), pp. Art. 1, 25, <https://doi.org/10.1145/2049662.2049663>.
- [10] A. DESHPANDE AND L. RADEMACHER, *Efficient volume sampling for row/column subset selection*, in 2010 IEEE 51st Annual Symposium on Foundations of Computer Science—FOCS 2010, IEEE Computer Soc., Los Alamitos, CA, 2010, pp. 329–338.
- [11] A. DESHPANDE, L. RADEMACHER, S. VEMPALA, AND G. WANG, *Matrix approximation and projective clustering via volume sampling*, Theory Comput., 2 (2006), pp. 225–247, <https://doi.org/10.4086/toc.2006.v002a012>.
- [12] Y. DONG AND P.-G. MARTINSSON, *Simpler is better: a comparative study of randomized pivoting algorithms for CUR and interpolative decompositions*, Adv. Comput. Math., 49 (2023), pp. Paper No. 66, 29, <https://doi.org/10.1007/s10444-023-10061-z>.
- [13] P. DRINEAS, M. W. MAHONEY, AND S. MUTHUKRISHNAN, *Subspace sampling and relative-error matrix approximation: column-based methods*, in Approximation, randomization and combinatorial optimization, vol. 4110 of Lecture Notes in Comput. Sci., Springer, Berlin, 2006, pp. 316–326, https://doi.org/10.1007/11830924_30.
- [14] Z. DRMAĆ AND S. GUGERCIN, *A new selection operator for the discrete empirical interpolation method—improved a priori error bound and extensions*, SIAM J. Sci. Comput., 38 (2016), pp. A631–A648, <https://doi.org/10.1137/15M1019271>.
- [15] E. N. EPPERLY, *Low-rank approximation toolbox: The Gram correspondence*. <https://www.ethanepperly.com/index.php/2024/12/07/low-rank-approximation-toolbox-the-gram-correspondence/>. Accessed: 2024-12-16.
- [16] G. H. GOLUB AND C. F. VAN LOAN, *Matrix computations*, Johns Hopkins Studies in the Mathematical Sciences, Johns Hopkins University Press, Baltimore, MD, fourth ed., 2013.
- [17] S. A. GOREINOV, E. E. TYRTYSHNIKOV, AND N. L. ZAMARASHKIN, *A theory of pseudoskeleton approximations*, Linear Algebra Appl., 261 (1997), pp. 1–21.
- [18] M. GU AND S. C. EISENSTAT, *Efficient algorithms for computing a strong rank-revealing QR factorization*, SIAM J. Sci. Comput., 17 (1996), pp. 848–869, <https://doi.org/10.1137/0917055>.
- [19] N. HALKO, P.-G. MARTINSSON, AND J. A. TROPP, *Finding structure with randomness: Probabilistic algorithms for constructing approximate matrix decompositions*, SIAM Rev., 53 (2011), pp. 217–288.
- [20] H. HARBRECHT, M. PETERS, AND R. SCHNEIDER, *On the low-rank approximation by the pivoted Cholesky decomposition*, Appl. Numer. Math., 62 (2012), pp. 428–440, <https://doi.org/10.1016/j.apnum.2011.10.001>.
- [21] M. W. MAHONEY AND P. DRINEAS, *CUR matrix decompositions for improved data analysis*, Proc. Natl. Acad. Sci. USA, 106 (2009), pp. 697–702, <https://doi.org/10.1073/pnas.0803205106>.

- [22] S. MASSEI, *Some algorithms for maximum volume and cross approximation of symmetric semidefinite matrices*, BIT, 62 (2022), pp. 195–220, <https://doi.org/10.1007/s10543-021-00872-1>.
- [23] A. OSINSKY, *Close to optimal column approximations with a single SVD*, arXiv preprint arXiv:2308.09068, (2023).
- [24] B. PEHERSTORFER, D. BUTNARU, K. WILLCOX, AND H.-J. BUNGARTZ, *Localized discrete empirical interpolation method*, SIAM J. Sci. Comput., 36 (2014), pp. A168–A192, <https://doi.org/10.1137/130924408>.
- [25] A. K. SAIBABA, *Randomized discrete empirical interpolation method for nonlinear model reduction*, SIAM J. Sci. Comput., 42 (2020), pp. A1582–A1608, <https://doi.org/10.1137/19M1243270>.
- [26] Y. SHITOV, *Column subset selection is NP-complete*, Linear Algebra Appl., 610 (2021), pp. 52–58, <https://doi.org/10.1016/j.laa.2020.09.015>.
- [27] D. C. SORENSEN AND M. EMBREE, *A DEIM induced CUR factorization*, SIAM J. Sci. Comput., 38 (2016), pp. A1454–A1482, <https://doi.org/10.1137/140978430>.
- [28] A. TOWNSEND AND L. N. TREFETHEN, *An extension of Chebfun to two dimensions*, SIAM J. Sci. Comput., 35 (2013), pp. C495–C518, <https://doi.org/10.1137/130908002>.
- [29] S. VORONIN AND P.-G. MARTINSSON, *Efficient algorithms for cur and interpolative matrix decompositions*, Adv. Comput. Math., 43 (2017), pp. 495–516, <https://doi.org/10.1007/s10444-016-9494-8>.
- [30] C. K. I. WILLIAMS AND M. SEEGER, *Using the Nyström method to speed up kernel machines*, in Annual Advances in Neural Information Processing Systems 13: Proceedings of the 2000 Conference, 2001, pp. 682–688.