

# Ion acoustic and spin electron acoustic cnoidal waves in a spin polarized plasma with exchange effects

B. Sania,<sup>1,2</sup> Z. Iqbal,<sup>2, a)</sup> Ch. Rozina,<sup>3</sup> Hafeez ur Rehman,<sup>4</sup> and G. Abbas<sup>2</sup>

<sup>1)</sup>*Department of Physics, Lahore College for Women University, Lahore, 54000, Pakistan.*

<sup>2)</sup>*Department of Physics, Government College University, Lahore, 54000, Pakistan.*

<sup>3)</sup>*Department of Physics, Govt Gulberg College for Women, Gulberg Lahore, 54000, Pakistan.*

<sup>4)</sup>*Theoretical Physics Division (TPD), PINSTECH, P.O. Nilore, Islamabad 45650, Pakistan*

(Dated: 19 December 2024)

Separate spin evolution-quantum hydrodynamic (SSE-QHD) model is employed to address the nonlinear propagation of ion-acoustic wave (IAW) and spin electron-acoustic wave (SEAW) in a spin polarized electron-ion plasma. The analysis has been made under the self-consistent field approximation and with exchange correlation effects. The reductive perturbation method (RPM) is used to derive KdV equation and its cnoidal wave solutions. We noted that the phase velocity of IAW in the self-consistent field approximation is almost constant however, in the presence of exchange-correlation potential there is an abrupt change in the phase velocity. The phase velocity of SEAW decreases in the presence of exchange-correlation effects as compare to self-consistent field approximation. We have calculated the condition for the existence of nonlinear structures and it is found that in the presence of exchange effect the condition satisfy for certain values of  $\eta$  at different densities. Furthermore, the comparisons have been made with and without exchange effects, it shows that although the nonlinear profiles of both waves are significantly affected with exchange effect but it also converts cnoidal structures of SEAW from rarefactive to compressive. The influence of exchange-correlation potential and spin polarization on the profiles of both nonlinear structures is evaluated numerically. The present study may be helpful to understand formation of new longitudinal cnoidal structures in laboratory degenerate plasma.

## I. INTRODUCTION

The study of cnoidal waves, an important extension of nonlinear structures, has gained considerable attention due to their wide applications in nonlinear transport phenomena. These waves represent a significant class of nonlinear, periodic solutions derived from the Korteweg-de Vries equation. Mathematically, they are defined using the Jacobi elliptic cn function, which gives them the name "cnoidal waves." Numerous researchers have extensively explored this intriguing phenomenon<sup>1-4</sup> to investigate the unique properties and behaviors of cnoidal waves in various plasma environments.

The nonlinear uniform signals observed at the edge of the Tokamak can be described by cnoidal waves<sup>5</sup>. Shamy<sup>1</sup> examined the behavior of ion-acoustic (IA) cnoidal waves, which involved solving the nonlinear equations for both cnoidal and solitary waves, leading to the formation of compressive structures in both cases. By employing RPM, the propagation of both linear and nonlinear fast magnetohydrodynamic cnoidal waves in electron-positron (e-p) plasmas was studied in<sup>2</sup>. Soliton solutions were found, and the influence of plasma beta on wave dispersion was analyzed. Mahmood and Haas investigated ion-acoustic cnoidal waves<sup>3</sup> and solitons in unmagnetized quantum plasmas, resulting in the formation of compressive and rarefactive nonlinear cnoidal structures in a degenerate plasma. R. Kaur et al.<sup>4</sup> studied IA cnoidal waves in a magnetized quantum plasma, considering the

<sup>a)</sup>Electronic mail: dr.zafariqbal@gcu.edu.pk

presence of inertial positive ions, weakly relativistic ion beams, and trapped electrons, and found that only positive potential IA cnoidal waves formed. The behavior of acoustic cnoidal waves in pair-ion plasmas, involving ions of the same mass but different temperatures, was explored in Ref<sup>6</sup>, revealing temperature-dependent compressive and rarefactive cnoidal wave structures. The effect of positron density on the propagation of IA cnoidal waves in electron-positron-ion plasmas was also investigated in<sup>7</sup>. The QHD model was generalized with contribution of electrons's spin effect<sup>8-10</sup>. Using the QHD model for spin-1/2 particles it has been investigated that the spin effects not only modify the dispersive properties of waves and instabilities in degenerate quantum plasmas but also gives birth to new spin dependent linear and nonlinear waves<sup>11-18</sup>. The QHD model for spin-1/2 particles in which electrons of spin-up and spin-down treated as a different fluid is called separate spin evolution-quantum hydrodynamic (SSE-QHD) model. The significant application of this model is a prediction of existence of new longitudinal and transverse waves in degenerate plasma. One of new longitudinal wave i.e., spin electron acoustic (SEA) wave can be used to explain the mechanism of high-temperature superconductivity. This mechanism allows us to expect the superconductivity at room temperatures if the electron's concentration would be high enough<sup>19</sup>. Further, SSE-QHD equations have been employed to investigate the solitary structures in the electron-ion<sup>20-22</sup> and electron-positron-ion plasma<sup>23</sup>.

For dense plasmas, the electron interactions<sup>24</sup> are governed by the short range electrostatic potential arising due to the Hartree term and the electron exchange-correlation potential appears due to the overlying of wave functions of dense fermions<sup>25-27</sup>, both exchange and correlation effects of electrons are function of Fermi density under local density approximation<sup>28,29</sup>. Crouseilles et al.<sup>30</sup> were the pioneers to introduce the exchange-correlation potential into the QHD equations.

Exchange effects in quantum plasmas have long been a subject of study. Various methods and results have been developed in this area, but here we focus on examining the exchange-correlation effects in spin-polarized plasma using the SSE-QHD model<sup>22</sup>. To the best of our knowledge, the periodic wave structures of ion-acoustic (IA) and spin electron acoustic (SEA) waves, influenced by exchange interactions in spin-polarized plasma, have not been explored previously. In this work, we compare the characteristics of periodic IA and SEA waves in a magnetized spin-1/2 quantum plasma, considering both the self-consistent field approximation and exchange effects. Our findings show that exchange effects play a key role in the transition from rarefactive to compressive periodic wave structures. The manuscript is organized as follows: Section 2 presents the mathematical model for the propagation of nonlinear ion-acoustic waves in polarized plasmas. In Section 3, the nonlinear Korteweg-de Vries (KdV) equation is derived using the reductive perturbation method. Section 4 discusses the periodic solution of the KdV equation through the Sagdeev potential approach. Section 5 presents numerical plots of IA and SEA cnoidal waves, and Section 6 summarizes the key conclusions of the research.

## II. BASIC EQUATIONS

A partially spin-polarized, collisionless electron-ion plasma is examined to study the one-dimensional non-linear IA wave in a degenerate, magnetized plasma. In this scenario, we assume that the wave propagates parallel to the external magnetic field  $B_0 \parallel \hat{z}$ . Additionally, we neglect the quantum effects related to the ions due to their large inertia, treating them instead as a classical fluid governed by hydrodynamic equations:

$$\partial_t n_i + \nabla \cdot (n_i \mathbf{v}_i) = 0, \quad (1)$$

$$m_i n_i (\partial_t + \mathbf{v}_i \cdot \nabla) \mathbf{v}_i = q_i n_i \mathbf{E}, \quad (2)$$

where  $n_i$  and  $\mathbf{v}_i$  are the density and the velocity of plasma ions,  $q_i = e$  is a charge, and  $m_i$  is the mass of ions respectively. The electrons consist of two components i.e., one is spin-up and the other is spin-down. In order to deal with electron dynamics we employ the SSE-QHD model, which is modified with exchange correlation effects<sup>22</sup>. In this model, it is assumed that these two types of electrons are treated as a separate fluid. Therefore, the continuity equation for each species is given

as;

$$\partial_t n_{es} + \nabla \cdot (n_{es} \mathbf{v}_{es}) = (-1)^{l+1} \frac{\gamma}{\hbar} (B_y S_{ex} - B_x S_{ey}), \quad (3)$$

where  $s = u, d$  for the spin-up and spin-down state of particles,  $n_{es}$  and  $\mathbf{v}_{es}$  are the concentration and velocity field of electrons being in the spin state  $s$ ,  $l = 1$ , for spin-up and  $l = 2$  for spin-down,  $S_{ex}$  and  $S_{ey}$  are the spin density projections each describing the evolution of the spin-up and spin-down states of particles. The right hand side of Eq.3 is normally zero but for the case SSE it is not equal to zero which describe the non conservation of spin-up and spin-down particles. However, if we treat the electrons as a single fluid, the usual form of continuity is retained. The momentum equation for electrons is given as;

$$\begin{aligned} m_e n_{es} (\partial_t + \mathbf{v}_{es} \cdot \nabla) \mathbf{v}_{es} + \nabla P_{es} - \frac{\hbar^2}{4m_e} n_{es} \nabla \left( \frac{\Delta n_{es}}{n_{es}} - \frac{(\nabla n_{es})^2}{2n_{es}^2} \right) \\ = -en_{es} \left( \mathbf{E} + \frac{1}{c} [\mathbf{v}_{es}, \mathbf{B}] \right) + (-1)^{(l+1)} \gamma n_{es} \nabla B_z \\ + \frac{\gamma_e}{2} (S_{ex} \nabla B_x + S_{ey} \nabla B_y) + (-1)^{(l+1)} m (\tilde{\mathbf{T}}_{ez} - \mathbf{v}_{es} T_{ez}) + \mathbf{F}_{Exe,dd}, \end{aligned} \quad (4)$$

where the second term on left hand side  $P_{es} = (6\pi^2)^{2/3} n_{es}^{5/3} \hbar^2 / 5m$  is the pressure of electrons, third term gives the contribution of Bohm Potential, first term on RHS is the Lorentz force, second and third terms are the action of x, y and z projections of magnetic field on the magnetic moment (spin),  $\tilde{\mathbf{T}}_{ez} = \frac{\gamma_e}{\hbar} (\mathbf{J}_{(M)ex} B_y - \mathbf{J}_{(M)ey} B_x)$ , which is the torque current,  $T_{ez} = \frac{\gamma}{\hbar} (B_x S_{ey} - B_y S_{ex})$  where  $\mathbf{J}_{(M)ex} = (\mathbf{v}_{eu} + \mathbf{v}_{ed}) S_{ex} / 2 - \hbar S_{ey} (\nabla n_{eu} / n_{eu} - \nabla n_{ed} / n_{ed}) / 4m_e$ , and  $\mathbf{J}_{(M)ey} = (\mathbf{v}_{eu} + \mathbf{v}_{ed}) S_{ey} / 2 + \hbar S_{ex} (\nabla n_{eu} / n_{eu} - \nabla n_{ed} / n_{ed}) / 4m_e$  are represent spin currents. The force field in terms of the spin-down electron concentration can be written as,

$$\mathbf{F}_{Exe,dd} = \chi e^2 (n_d)^{\frac{1}{3}} \nabla n_d, \quad (5)$$

where

$$\chi = 2^{\frac{4}{3}} \left( \frac{3}{\pi} \right)^{\frac{1}{3}} \left( 1 - \frac{(1-\eta)^{\frac{4}{3}}}{(1+\eta)^{\frac{4}{3}}} \right). \quad (6)$$

Here  $\eta$  is the spin polarization  $\eta = n_{0eu} - n_{0ed} = n_{i0} (3\mu_B B_0 / 2\varepsilon_{F_e})$ ,  $\varepsilon_{F_e}$  is the Fermi energy of the electrons. The concentrations of spin-up and spin-down electrons in terms of equilibrium number density and spin polarization can be expressed as  $n_{0eu} = n_{0e} (1 - \eta) / 2$  and  $n_{0ed} = n_{0e} (1 + \eta) / 2$ . In case of longitudinal propagating waves the spin evolution equations do not contribute therefore we do not mention here but their explicit form is given in<sup>10</sup>. It is worth mention here we consider that the wave is propagating parallel to the magnetic field which is along z axis therefore, Lorentz force equals to zero. However, the magnetic field contribution comes through the spin polarization of electrons, which affects the equation of state and the force of the Coulomb exchange interaction. For the propagation of longitudinal waves in electron-ion plasma, the required Poisson equation can be written as,

$$\nabla \cdot \mathbf{E} = 4\pi e (n_i - n_{eu} - n_{ed}), \quad (7)$$

The initial plasma state is neutral:  $n_{0u} + n_{0d} = n_{e0} = n_{i0}$ , where  $n_{e0}$  and  $n_{i0}$  are the initial densities of the electrons and ions.

### III. DERIVATION OF NONLINEAR KDV EQUATION

We apply the reductive perturbation method to derive the Korteweg–de Vries (KdV) equation. To analyze the nonlinear ion-acoustic (IA) wave, we assume that the electrons are inertialess. For one-dimensional propagation along the z-direction, we introduce a scaling of the independent variables

using the following stretched coordinates:

$$\xi = \varepsilon^{\frac{1}{2}}(z - Vt), \quad \tau = \varepsilon^{\frac{3}{2}}t, \quad (8)$$

where  $\varepsilon$  is a small parameter measuring the strength of perturbation or weakness of nonlinearity and  $V$  is phase velocity of wave. The perturbed quantities  $n, v$ , and  $\phi$  are expanded about their equilibrium position in the form of small parameter  $\varepsilon$  as

$$\begin{aligned} n_{es} &= n_{e0s} + \varepsilon n_{e1s} + \varepsilon^2 n_{e2s} + \dots, \\ n_i &= n_{i0} + \varepsilon n_{i1} + \varepsilon^2 n_{i2} + \dots, \\ v_{esz} &= \varepsilon v_{esz1} + \varepsilon^2 v_{esz2} + \dots, \\ v_{iz} &= \varepsilon v_{iz1} + \varepsilon^2 v_{iz2} + \dots, \\ \phi &= \varepsilon \phi_1 + \varepsilon^3 \phi_2 + \dots. \end{aligned} \quad (9)$$

Next, by utilizing the relationship  $E = -\nabla\phi$  and expanding the variables as defined above and collecting terms of lowest order in  $\varepsilon$ , from the continuity equations and equations of motion, we obtain the perturbed number densities of electrons and ions in term of electric potential  $\phi_1$  as follows;

$$n_{1es} = \sum_{s=u,d} \frac{n_{0es} \frac{e}{m}}{u_{Fes}^2} \phi_1, \quad n_{1i} = \frac{n_{i0} \frac{e}{m_i}}{V^2} \phi_1. \quad (10)$$

Here  $u_{Fu}^2 = (6\pi^2)^{2/3} n_{0eu}^{2/3} \hbar^2 / 3m$  and  $u_{Fd}^2 = (6\pi^2)^{2/3} n_{0ed}^{2/3} \hbar^2 / 3m - \chi e^2 n_{0ed}^{1/3} / m$ . Substituting the above perturbed number densities in the Poisson's equation in the lowest order of  $\varepsilon$  which is given as  $n_{eu1} + n_{ed1} - n_{i1} = 0$ , we get the expression for the phase velocity of IA wave in the normalized form as

$$w = \sqrt{\frac{\lambda}{\frac{3(1-\eta)^{\frac{1}{3}}}{2} + \frac{(1+\eta)/2}{\left(\frac{1}{3}(1+\eta)^{\frac{2}{3}} - \frac{\chi e^2 n_{0e}^{1/3}}{m v_{Fe}^2} (1+\eta)^{\frac{1}{3}}\right)}}, \quad (11)$$

where we have used  $w = V/v_{Fe}$ ,  $\lambda = m_e/m_i$ . The equation 11 shows the dependence of phase velocity on spin polarization and exchange potential. The Fig.(1) shows the phase velocity of IA wave plotted against the spin polarization  $\eta$ . It is noted from the figure that in the self-consistent field approximation the phase velocity of IA wave is almost remains constant but slight increase in the phase velocity is notes near  $\eta \rightarrow 1$ . Therefore, phase velocity for all the values of  $\eta$  is positive. However, in the presence of exchange effects the drastic change in the phase velocity is noted against  $\eta$ . For instance, it becomes imaginary at certain points from 0.01 to 0.2. It means that to investigate the non-linear cnoidal waves the allowed range of  $\eta > 0.2$ .

Collecting next higher order of  $\varepsilon$  power and with the aid of quantities of lowest order in  $\varepsilon$ , we get the Korteweg-de Vries (KdV) equation as

$$A \partial_T \phi_1 + R \partial_\xi \phi_1^2 + \partial_\xi^3 \phi_1 = 0, \quad (12)$$

where the coefficients  $A$  and  $R$  are given as

$$A = \frac{2A_0}{v_{Fe} \lambda_{De}^2}, \quad \text{where } A_0 = \frac{2\lambda}{w^3} \quad (13)$$

and

$$R = \frac{e}{m v_{Fe}^2 \lambda_{De}^2} R_0 \quad (14)$$

where

$$R_0 = \frac{3(\lambda)^2}{w^4} + \frac{1}{2(1-\eta)^{\frac{1}{3}}} + \frac{\frac{1}{2}(1+\eta)}{\left(\frac{1}{3}(1+\eta)^{\frac{2}{3}} - \frac{\chi e^2 n_{0e}^{1/3}}{mv_{Fe}^2} \left(\frac{1+\eta}{2}\right)^{\frac{1}{3}}\right)^2} \left(1 - \frac{\frac{\chi e^2 n_{0e}^{1/3}}{mv_{Fe}^2} \left(\frac{1+\eta}{2}\right)^{\frac{1}{3}}}{\left(\frac{1}{3}(1+\eta)^{\frac{2}{3}} - \frac{\chi e^2 n_{0e}^{1/3}}{mv_{Fe}^2} \left(\frac{1+\eta}{2}\right)^{\frac{1}{3}}\right)}\right), \quad (15)$$

in the above equations, we have used  $\lambda_{De} = v_{Fe}/\omega_{pe}$ .

#### IV. PERIODIC WAVE SOLUTION OF THE KDV EQUATION

To derive the periodic wave solution of the KdV Eq.12, we use the standard transformation as:  $\zeta = \xi - U_0\tau$  where  $U_0$  is the speed of nonlinear waves. This transformation will provide the following equation:

$$-U_0 \frac{d\phi_1}{d\zeta} + \frac{C}{2} \frac{d\phi_1^2}{d\zeta} + D \frac{d^3\phi_1}{d\zeta^3} = 0, \quad (16)$$

where  $C = 2R/A$  and  $D = 1/A$ . After some algebraic simplifications, the equation for Sagdeev pseudopotential  $U(\phi_1)$  is obtained as

$$U(\phi_1) = \frac{C}{6D} \phi_1^3 - \frac{U_0}{2D} \phi_1^2 + \rho_0 \phi_1, \quad (17)$$

where  $\rho_0$  is the constant of integration. After some mathematical calculations, we obtain  $\frac{d\phi_1}{d\zeta}$  which is the phase plane given as

$$\frac{d\phi_1}{d\zeta} = \pm \sqrt{\frac{C}{3D} (\phi_0 - \phi_1)(\phi_1 - \phi_2)(\phi_1 - \phi_3)}, \quad (18)$$

where  $\phi_2$  and  $\phi_3$  are the real roots of Sagdeev potential. Here, we have two equilibrium states  $j_{(1,2)}$  named as center and saddle point and are written as under;

$$j_{1,2} = \frac{U_0}{C} \pm 2\sqrt{\frac{U_0^2}{C^2} - \frac{2D\rho_0}{C}},$$

where

$$\Upsilon = \frac{U_0^2}{C^2} - \frac{2D\rho_0}{C}. \quad (19)$$

In order to have a real values of potential well which is necessary for the existence of cnoidal waves, the value of  $\Upsilon > 0$ . Fig.(2) shows that value of  $\Upsilon$  depends on the spin polarization and exchange effects. For instance, as we increases the number density the allowed range of  $\eta$  for the formation of cnoidal structures is decreases. It can be seen from the Fig.(2), that at number density  $n_0 = 10^{21} cm^{-3}$ , the  $\Upsilon$  is positive upto  $\eta = 0.03$ , above that it becomes negative up to  $\eta = 0.07$ . Above  $\eta = 0.07$ ,  $\Upsilon$  is again positive for all allowed values of  $\eta$ . However, at number density  $n_0 = 10^{22} cm^{-3}$ , the values of  $\eta$  is allowed up to 0.07, above that it becomes negative up to  $\eta = 0.18$ . Above  $\eta = 0.18$ ,  $\Upsilon$  is again positive for all allowed values of  $\eta$ . If we further increase the density  $n_0 = 10^{23} cm^{-3}$ , the range of  $\eta$  is allowed up to 0.18, above that it becomes negative.

To examine the nonlinear periodic IAWs, we get the following cnoidal wave solution

$$\phi_1 = \left[ \phi_2 + (\phi_0 - \phi_2) cn^2 \left\{ \left( \frac{C\sqrt{\phi_0 - \phi_3}}{\sqrt{12D}} \right) \zeta, m \right\} \right], \quad (20)$$

where  $cn$  is the Jacobian elliptic function, and the parameters  $m$  represents the nonlinearity strength is defined as

$$m = \sqrt{\frac{\phi_0 - \phi_2}{\phi_0 - \phi_3}},$$

where  $m^2$  is varied as  $0 < m \leq 1$ .

## V. NUMERICAL ANALYSIS

### A. Ion-acoustic Wave(IAW)

In this section, we numerically analyze the results of IA cnoidal waves in a magnetized quantum e-i plasma. For the numerical analysis typical parameters:  $n_0 = 10^{21} - 10^{23} \text{cm}^{-3}$  and  $B_0 = 10^5 - 10^7 \text{G}$  are used which are relevant to laboratory degenerate plasma<sup>31</sup>.

Fig. (3) represents the comparison of Sagdeev potentials  $U(\phi_1)$ , phase portraits and cnoidal waves under the self-consistent field approximation and exchange-correlation potential effects. The Fig.(3a) demonstrates that the presence of exchange correlation potential increases the amplitude of the potential and reduce the depth.

The phase plane plot is displayed in Fig.(3b) clearly reveals that the amplitude increases in the presence of exchange correlation potential effects. Fig.(3c) shows that the presence of exchange-correlation effect leads to increase the amplitude and wavelength of the cnoidal wave structure. Fig.(4) represents the influence of spin polarization on the Sagdeev potentials  $U(\phi_1)$ , phase portraits and cnoidal waves. Fig.(4a) depicts that the spin polarization enhances both the amplitude and width of Sagdeev potential. In Fig.(4b) it is noted that amplitude of the cnoidal wave increases with spin polarization. The plots of cnoidal wave structures are plotted in Fig.(4c), which shows the enhancement of amplitude but the wavelength decreases in spin effect.

### B. Spin Electron- acoustic Wave(SEAW)

As we have discussed earlier the IAW, now following the same procedure for SEAW, we derive the KdV equation

$$D\partial_T \phi_1 - Z\partial_\xi \phi_1^2 + \partial_\xi^3 \phi_1 = 0, \quad (21)$$

and the coefficients of KdV's equation  $D$  and  $Z$  are given as:

$$D = \frac{\sqrt{3}}{v_{Fe} r_{De}^2} D_0, \quad (22)$$

where

$$D_0 = \frac{w(1-\eta)}{(w^2 - (1-\eta)^{2/3})^2} + \frac{w(1+\eta)}{\left(w^2 - (1+\eta)^{2/3} - \frac{\chi e^2 n_0^{1/3}}{m v_{Fe}^2}\right)^2}, \quad (23)$$

and

$$Z = \frac{e}{m_e} \frac{3}{v_{Fe}^2 r_{De}^2} Z_0, \quad (24)$$

where

$$\begin{aligned}
Z_0 = & \frac{(1-\eta)}{(w^2 - (1-\eta)^{2/3})^2} \left( \frac{1}{2} + \frac{w^2 + \frac{1}{3}(1-\eta)^{2/3}}{w^2 - (1-\eta)^{2/3}} \right) \\
& + \frac{(1+\eta)}{\left( w^2 - (1+\eta)^{2/3} - \frac{\chi e^2 n_{0e}^{1/3}}{m v_{Fe}^2} \right)^2} \left( \frac{1}{2} + \frac{w^2 + \frac{1}{3}(1+\eta)^{2/3} - \frac{\chi e^2 n_{0e}^{1/3}}{m v_{Fe}^2}}{w^2 - (1+\eta)^{2/3} - \frac{\chi e^2 n_{0e}^{1/3}}{m v_{Fe}^2}} \right) \\
& + \left( \frac{(1+\eta)}{\left( w^2 - (1+\eta)^{2/3} - \frac{\chi e^2 n_{0e}^{1/3}}{m v_{Fe}^2} \right)^3} \right) \left( \frac{1}{6} \right) \left( \frac{\chi e^2 n_{0e}^{1/3}}{m v_{Fe}^2} \right), \tag{25}
\end{aligned}$$

The expression for the phase velocity ( $w$ ) of SEA wave in the normalized form is written as:

$$w = \sqrt{\frac{1}{2}(1-\eta) \left( (1+\eta)^{2/3} - \frac{\chi e^2 n_{0e}^{1/3}}{m v_{Fe}^2} \right)} + \frac{1}{2}(1+\eta)(1-\eta)^{2/3}. \tag{26}$$

The Fig.(5) shows the phase velocity of SEA wave plotted against the spin polarization  $\eta$ . It can be seen from the figure that under the self-consistent field approximation the phase velocity of SEA wave is decreases against  $\eta$  and in the presence of exchange effects it further decreases. It means the exchange effects decreases the phase velocity of SEAW. Consider the propagation of SEA waves along the magnetic field with the Exchange Correlation Potential and spin polarization. We derive the periodic wave solution of SEAW and its nonlinear equations are given as:

$$U(\phi_1) = -\frac{C}{6A}\phi_1^3 - \frac{U_0}{2A}\phi_1^2 + \rho_0\phi_1, \tag{27}$$

$$\frac{d\phi_1}{d\zeta} = \pm \sqrt{\frac{C}{3A}(\phi_0 - \phi_1)(\phi_1 - \phi_2)(\phi_1 - \phi_3)}, \tag{28}$$

$$\Upsilon = \frac{U_0^2}{C^2} + \frac{2A\rho_0}{C}, \tag{29}$$

$$\phi_1 = \phi_2 + (\phi_0 - \phi_2) cn^2 \left[ \frac{C\sqrt{\phi_0 - \phi_3}}{\sqrt{12A}} \zeta, m \right], \tag{30}$$

where  $C = 2Z/D$  and  $A = 1/D$ . Eq.29 gives the condition for existence of cnoidal wave which is plotted in Fig. (6) against  $\eta$  for different values of number density. It can be seen from Fig.(6) that at number density,  $n_0 = 10^{22} cm^{-3}$ , the  $\Upsilon$  is positive for all allowed range of  $\eta$ . However, at number density,  $n_0 = 10^{23} cm^{-3}$ , the value of  $\eta$  is allowed up to 0.5. Above that, it becomes negative. If we further increase the density,  $n_0 = 10^{24} cm^{-3}$ , the allowed range of  $\eta$  further decreases and now  $\eta$  is allowed up to 0.025, above that it becomes negative again.

Fig.7(a)-(c) shows the comparison of cnoidal structures with and without Exchange Correlation Potential. Fig.7(a,b,c) shows that Exchange Correlation Potential effect changes the polarity of the Sagdeev potential, phase potrait and pulse structure. It means that exchange effect are responsible to change the structures from compressive to rarefactive.

Fig.8(a)-(c) represents the effect of spin polarization on the non-linear structures. Fig. 8(a) shows that amplitude of the Sagdeev potential well increases but its depth decreases with increasing value of  $\eta$ . Fig. 8(b), shows that as the spin polarization increases, the size of the cnoidal wave structures increases as well as increase in the amplitude as shown in Fig. 8(c).

## VI. CONCLUSION

In this study, we examined the periodic structures associated with longitudinal parallel propagating waves, namely ion-acoustic (IA) and spin electron-acoustic (SEA) waves, in spin-polarized plasma. We considered the self-consistent field approximation along with the contribution of exchange effects. By applying the reductive perturbation method, we derived the Korteweg-de Vries (KdV) equation and its cnoidal solutions. In the self-consistent field approximation, the phase velocity of the IA wave remains nearly constant for all allowed values of  $\eta$  (ranging from 0 to 1). However, when exchange effects are included, the phase velocity of the IA wave shows a significant change and becomes positive for  $\eta > 0.2$ . Additionally, it is observed that the range of  $\eta$  decreases with increasing number density ( $n_0$ ), indicating that nonlinear structures do not exist for all values of  $\eta$ . The cnoidal structures of the IA wave remain compressive under both the self-consistent field approximation and in the presence of exchange effects. For the SEA wave, the phase velocity decreases in the presence of exchange effects compared to the self-consistent field approximation. We also noted that cnoidal structures do not exist for all allowed values of  $\eta$ ; instead, they are confined to specific values of  $\eta$ .

For the cnoidal structures of SEAW, the presence of exchange-correlation potential is responsible to change the nonlinear structures from rarefactive to compressive. Regarding the applicability of results: our results are valid for the density  $n_0 \ll 10^{25} \text{cm}^{-3}$  because exchange effect become important and can not be ignored as compared to Fermi pressure. However, for  $n_0 \gg 10^{25} \text{cm}^{-3}$  Fermi pressure overcomes over the exchange interaction for all polarizations. Further this model works in the nonrelativistic limit. Additionally, this study plays a significant role in enhancing our understanding formation of high frequency new spin dependent waves and low frequency waves in the laboratory plasma environments.

<sup>1</sup>E. F. El-Shamy, *Phys. Rev. E* **91**, 033105 (2015).

<sup>2</sup>Hafeez Ur-Rehman, S. Mahmood, T. Kaladze and S. Hussain, *AIP Advances* **8**, 015311 (2018).

<sup>3</sup>S. Mahmood and F. Haas, *Phys. Plasmas* **21**, 102308 (2014).

<sup>4</sup>R. Kaur, K. Singh, and N. S. Saini, *IEEE Trans. Plasma Sci.* **49**, 1686 (2021).

<sup>5</sup>U. Kauschke and H. Schluter, *Plasma Phys. Controlled Fusion* **32**, 1149 (1990); **33**, 1309 (1991).

<sup>6</sup>T. Kaladze, S. Mahmood and Hafeez Ur-Rehman, *Phys. Scr.* **86**, 035506 (2012).

<sup>7</sup>T. Kaladze and S. Mahmood, *Phys. Plasmas* **21**, 032306 (2014).

<sup>8</sup>L. S. Kuz'menkov, S. G. Maksimov and V. V. Fedoseev, *Theor. Math. Phys.* **126**, 212 (2001).

<sup>9</sup>M. Marklund and G. Brodin, *Phys. Rev. Lett.* **98**, 025001 (2007).

<sup>10</sup>P. A. Andreev, *Phys. Rev. E* **91**, 033111 (2015).

<sup>11</sup>A. Mushtaq, R. Maroof, Z. Ahmad and A. Qamar, *Phys. Plasmas* **19**, 052101 (2012).

<sup>12</sup>M. Shahid, Z. Iqbal, A. Hussain and G. Murtaza, *Phys. Scr.* **90**, 025605 (2015).

<sup>13</sup>Z. Iqbal and G. Murtaza, *Phys. Plasmas* **24**, 112113 (2017).

<sup>14</sup>Z. Iqbal, G. Murtaza and A. Hussain, *Commun. Theor. Phys.* **68**, 791 (2017).

<sup>15</sup>N. Gul, R. A. Ikramullah, M. Adnan and F. Y. Khattak, *Phys. Scr.* **95**, 045603 (2020).

<sup>16</sup>Z. Iqbal, P. A. Andreev and G. Murtaza, *Phys. Plasmas* **25**, 052110 (2018).

<sup>17</sup>M. Ayub, Z. Iqbal, H. A. Shah and G. Murtaza, *Phys. Plasmas* **26**, 042109 (2019).

<sup>18</sup>Z. Iqbal, M. Younas, I. A. Khan and G. Murtaza, *Phys. Plasmas* **26**, 112101 (2019).

<sup>19</sup>Pavel A. Andreev, P. A. Polyakov and L. S. Kuz'menkov, *Phys. Plasmas* **24**, 102103 (2017).

<sup>20</sup>Z. Iqbal and G. Murtaza, *Phys. Lett. A* **382**, 44 (2018).

<sup>21</sup>Z. Iqbal, G. Abbas, Ch. Rozina, N. Nadeem and G. Murtaza, *Contrib. Plasma Phys.* **64**, e202300098 (2024).

<sup>22</sup>Pavel A. Andreev, *Phys. Plasmas* **23**, 012106 (2016).

<sup>23</sup>Z. Iqbal and Pavel A. Andreev, *Phys. Plasmas* **23**, 062320 (2016).

<sup>24</sup>S. Choudhury, T. K. Das, M. K. Ghorui and P. Chatterjee, *Phys. Plasmas* **24**, 062103 (2017).

<sup>25</sup>Pavel A. Andreev, *Annals of Physics* **350**, 198 (2014).

<sup>26</sup>L. C. Lee and J. R. Khan, *Phys. Fluids* **24**, 430 (1981).

<sup>27</sup>Ch. Rozina, S. Ali, N. Maryam and N. Amina *Phys. Plasmas* **24**, 102312 (2017).

<sup>28</sup>I. Kourakis and P. K. Shukla *Eur. Phys. J. D* **29**, 247-263 (2004).

<sup>29</sup>A. P. Misra and A. Roy Choudhury, *Phys. Plasmas* **13**, 062307 (2006).

<sup>30</sup>Crouseilles, P.A. Hervieux and G. Manfredi, *Phys. Rev. B* **78**, 155412 (2008).

<sup>31</sup>M. Akbari-Moghanjoughi, *Phys. Plasmas* **19**, 073502 (2012).



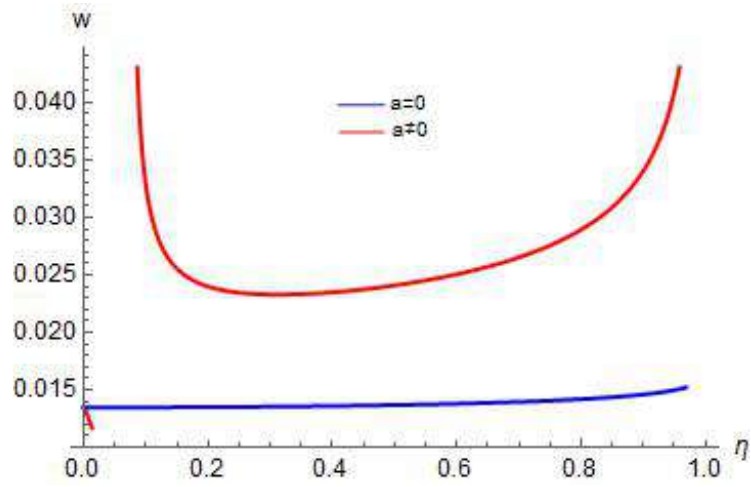


FIG. 1: Graphs of phase velocity against spin polarization  $\eta$  in the presence and absence of exchange correlation. Here  $a = \frac{\chi e^2 n_0^{1/3}}{m v_{Fe}^2}$

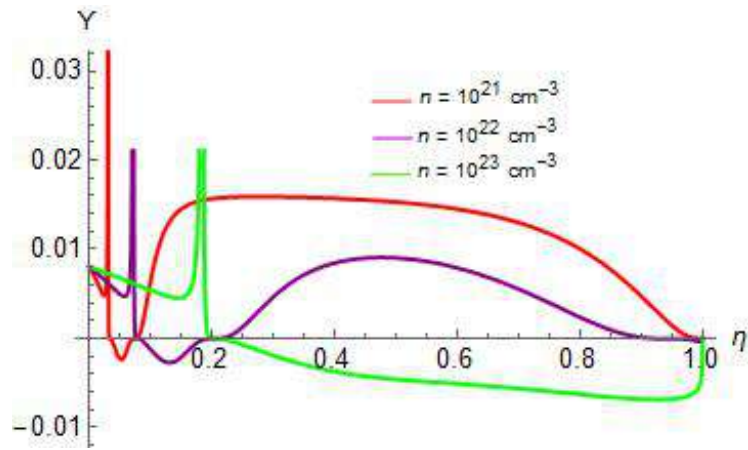


FIG. 2: Graphs of  $Y$  eq.(17) against spin polarization  $\eta$  in the presence of exchange correlation with the variation of density.

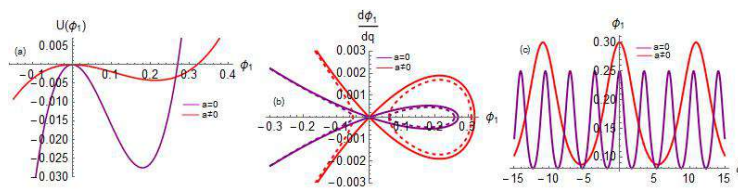


FIG. 3: Shows the comparison of Sagdeev potential  $U(\phi_1)$ , phase plane plots and cnoidal wave structures with and without exchange. Here  $\phi_1$  is normalized with  $e/\varepsilon_{Fe}$  and space variable  $\zeta$  is normalized with  $\lambda_{De}$ .

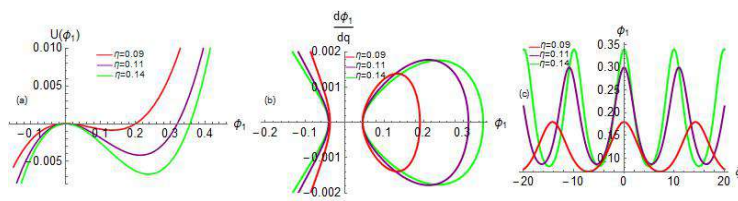


FIG. 4: shows the effect of spin polarization  $\eta$  on Sagdeev potential, phase plane plots and cnoidal wave structures.

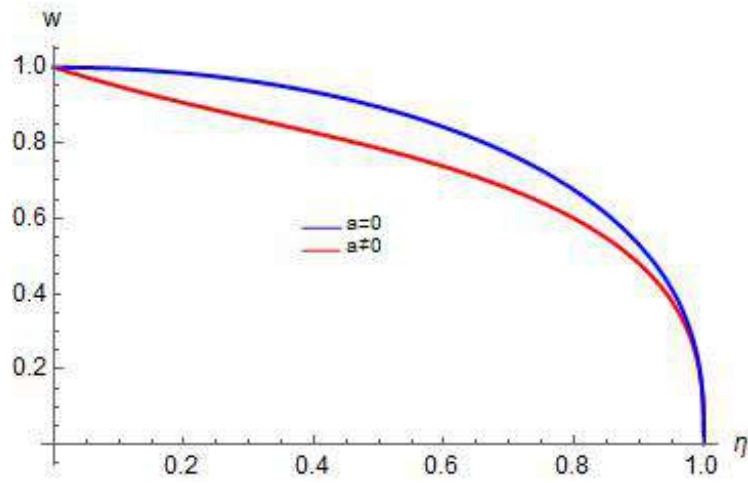


FIG. 5: shows the graphs of phase velocity against spin polarization  $\eta$  in the presence and absence of exchange correlation. Here the density is in  $cm^{-3}$ .

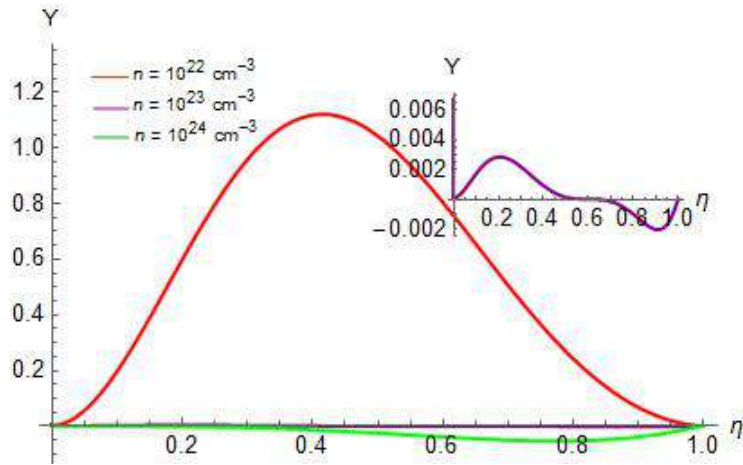


FIG. 6: shows the variation of  $Y$  against spin polarization  $\eta$ .

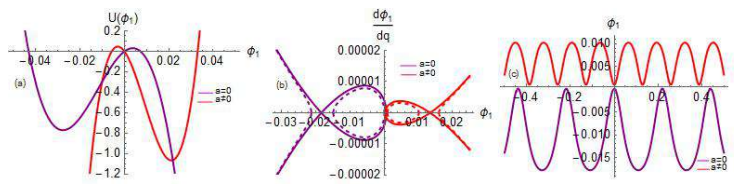


FIG. 7: Graphs of nonlinear spin electron-acoustic wave in the absence and presence of exchange correlation are plotted at fixed values of equilibrium density ( $n_0 = 10^{23} \text{ cm}^{-3}$ ) and magnetic field ( $B_0 = 10^7 \text{ G}$ ). Here  $\phi_1$  is normalized with  $e/\epsilon_{Fe}$  and space variable  $\zeta$  is normalized with  $\lambda_{De}$ .

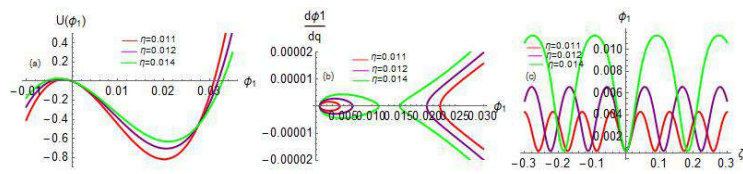


FIG. 8: Graphs of nonlinear SEA wave in are plotted at fixed value of electron density, i.e.,  $n_0 = 10^{23} \text{ cm}^{-3}$  and different values of magnetic field to see the effect of spin polarization  $\eta$ .