

The networked input-output economic problem

Minh Hoang Trinh, Nhat-Minh Le-Phan, Hyo-Sung Ahn

Abstract

In this paper, we formulate an input-output economic model with multiple interactive economic systems. The model captures the multi-dimensional nature of the economic sectors or industries in each economic system, the interdependencies among industries within an economic system and across different economic systems, and the influence of demand. To determine the equilibrium price structure of the model, a matrix-weighted updating algorithm is proposed. We prove that the equilibrium price structure can be globally asymptotically achieved given that certain joint conditions on the matrix-weighted graph and the input-output matrices are satisfied. The theoretical results are then supported by numerical simulations.

Index Terms

input-output economic model, graph theory, matrix-weighted consensus

I. INTRODUCTION

The hidden interdependent structure between different industries or economic sectors within a national economic systems was identified and eventually modeled by the economist W. Leontief, as early as the 1930s [1]. In Leontief's input-output economic model, each industry is assumed to produce a single type of product by consuming the products from other industries. The static relationship between the outputs of different industries and the demand is described by a balance equation, in which an input-output matrix (or input-output table) links the output to the demand. The solution of the balance equation is called the equilibrium price vector, which can be used as a tool for planning or proposing new policies to improve the current economic network [2].

Globalization has enabled the exchange of goods between different countries, forming a multidimensional production network. Each national economic system may consume both domestic and the foreign goods and, conversely, serve as a supplier of products domestically or internationally. To model such a multi-dimensional network, we must capture both the domestic and the international dependencies between a set of national economic systems. The aggregation of inter-regional input-output tables was proposed by W. Isard in his studies of regional economics [3][Chapter 8], by connecting isolated economic regions with imports and exports. Attempts to generalize Leontief's input-output model to capture the fluctuations in prices due to production, inflation/deflation, or investments were

M. H. Trinh is with the AI Department, FPT University, Quy Nhon AI Campus, Quy Nhon, Binh Dinh, Vietnam (e-mail: minhtrinh@ieee.org).

N.-M. Le-Phan is with Department of Automation Engineering, School of Electrical and Electronic Engineering, Hanoi University of Science and Technology (HUST), Hanoi 11615, Vietnam. (e-mail: minh.lephanhat@hust.edu.vn).

School of Mechanical Engineering, Gwangju Institute of Science and Technology (GIST), Gwangju, Republic of Korea. (e-mail: hyosung@gist.ac.kr).

considered in the literature, c.f. [4] for a survey. The authors in [5] considered the dynamic Leontief's model with non-renewable primary resources. These models are known as the dynamic input-output models, for which the equilibrium price structure has been studied using control theory [6], [7].

In this paper, we first attempt to model a global economic network systems based on the notion of matrix-weighted graphs [8]–[11]. Each economic system (or an agent) is represented as a vertex in the matrix-weighted graph, and each edge in the graph is associated with a corresponding nonnegative matrix weight describing a piece of multidimensional trade relations between different industries within a country (self-loop) or between different countries. The matrix weighted graph provides a whole picture of the global input-output economic system. Second, we consider the problem of determining the equilibrium price structure of the input-output economic system in two scenarios: the closed model and the open model. In a closed model, the output of each industries are all consumed by some other industries. The characteristics of a closed networked economic system is thus fully determined by its corresponding aggregated input-output matrix. In contrast, in an open model, the production demands are also considered on the balancing equation relating the input-output production vectors. Distributed algorithms are proposed to determine the solutions of the balancing equations in both models. Under these algorithms, each agent updates its output vector at discrete time instance based on a matrix-weighted sum of the neighboring agents' outputs. Sufficient conditions with economic interpretations are provided to guarantee the algorithms to asymptotically achieve the exact solution. The algorithms predict how the networked input-output systems would behave in the long term given a set of initial available goods and graph topologies. The connections of the proposed algorithm with the Google PageRank algorithm [12], the multidimensional opinion dynamics [13]–[15], and distributed linear equation solvers [16]–[18] are also discussed.

The remainder of this paper is organized as follows. Section II contains preliminaries on Perron-Frobenius theorem, graph theory, the closed/open networked input-output models and a problem formulation. Section III analyses a distributed algorithm to determine the equilibrium price of the proposed networked input-output models. Simulations results to demonstrate the theoretical results are presented in Section IV, and section V concludes the paper.

II. MODELING

A. Column-stochastic matrices and Perron-Frobenius theorem

A matrix $\mathbf{A} = [a_{ij}] \in \mathbb{R}^{N \times N}$, $N \in \mathbb{N}_+$, is nonnegative (positive), denoted $\mathbf{A} \geq 0$ (resp., $\mathbf{A} > 0$), if it has all non-negative (resp., positive) entries, i.e., $a_{ij} \geq 0$ (resp., $a_{ij} > 0$), $\forall i, j \in \{1, \dots, N\}$. A matrix \mathbf{A} is irreducible if and only if $\sum_{k=0}^{N-1} \mathbf{A}^k > 0$, and it is primitive if and only if there exists k such that $\mathbf{A}^k > 0$.

If \mathbf{A} is non-negative and $\mathbf{A}^\top \mathbf{1}_N = \mathbf{1}_N$, where $\mathbf{1}_N \in \mathbb{R}^N$ is the vector of all ones, then \mathbf{A} is column-stochastic. A matrix is sub-columnstochastic if and only if $\mathbf{A}^\top \mathbf{1}_N \leq \mathbf{1}_N$ and there exists a column sum which is strictly smaller than 1.

The application of the Perron-Frobenius theorem on column-stochastic matrices is described as below.

Lemma 1 (Perron-Frobenius theorem): Let $\mathbf{A} \in \mathbb{R}^{N \times N}$, $N \in \mathbb{N}_+$ be a non-negative, column-stochastic, irreducible matrix, then

- (i) \mathbf{A} has a simple unity eigenvalue, and all other eigenvalues μ satisfy $0 \leq |\mu| \leq 1$,
- (ii) the left and right eigenvectors $\mathbf{1}_N$ and $\boldsymbol{\gamma}$ corresponding to the unity eigenvalue of \mathbf{A} are positive and unique up to a scale.
- (iii) furthermore, if \mathbf{A} is primitive, then all other eigenvalues μ satisfy $|\mu| < 1$ and \mathbf{A} is semi-convergent,

$$\lim_{k \rightarrow +\infty} \mathbf{A}^k = \boldsymbol{\gamma} \mathbf{1}_N^\top, \quad (1)$$

where $\boldsymbol{\gamma}^\top \mathbf{1}_n = 1$.

B. Graph theory

A directed scalar-weighted graph is denoted by $G = (V, E, W)$, where $V = \{v_1, \dots, v_n\}$ is a set of $|V| = n$ vertices, $E = \{e_1, \dots, e_m\} \subseteq V \times V$ is the set of $|E| = m$ edges, and $W = \{w_{e_1}, \dots, w_{e_m}\}$ is the set of positive edge weights. For each edge $e_k \equiv (v_i, v_j)$ connecting two vertices $v_i, v_j \in V$, there is a corresponding positive edge weight $w_{e_k} \equiv w_{ij} > 0$. If $(v_i, v_j) \in E$, v_i (v_j) is the tail (resp., the head) of the edge, and v_j is an out-neighbor of v_i . The self-loop (v_i, v_i) is a special edge joining v_i to itself. The neighbor set of a vertex v_i contains all vertices v_j that can be reached by v_i by one edge, and one defines $\mathcal{N}_i = \{j \in \{1, \dots, n\} \mid (v_i, v_j) \in E\}$.

A simple path $\mathcal{P} = i_1 i_2 \dots i_p$ is a sequences of non-repeated edges $(i_k, i_{k+1}) \in E$, $k = 1, \dots, p-1$, connecting vertex i_1 to vertex i_p . If $i_1 \equiv i_p$, then \mathcal{P} is called a simple cycle. If there exists a vertex v_i which can be reached from (can reach) any other vertices $v_j \in V$ by a directed path, then v_i is an in-root (resp., out-root) of the graph. A subgraph $H = (V_H, E_H, W_H)$ of G has $V_H \subseteq V$ and $E_H \subseteq E$. If E_H contains all edges in E having two end vertices in V_H , H is an induced subgraph of G .

A graph is strongly connected if for any two vertices in the graph, there exists a path connecting them. Periodicity is a property of strongly connected graphs whose the lengths of all simple cycles have a common divisor greater than 1. Otherwise, the graph is aperiodic [19].

The adjacency matrix corresponding to the graph G is defined as $\mathbf{W} = [w_{ij}]_{i,j=1}^n \in \mathbb{R}^{n \times n}$, which is clearly nonnegative. The adjacency matrix of a strongly connected graph G is irreducible, and if one further assumes that the graph is aperiodic, then \mathbf{W} is primitive. In reverse, each nonnegative matrix $\mathbf{W} \in \mathbb{R}^{n \times n}$ defines a unique graph G .

If the graph has an in-root, \mathbf{W} has a unique normalized left-eigenvector $\boldsymbol{\gamma} = [\gamma_1, \dots, \gamma_n]^\top \geq 0$, $\mathbf{1}_N^\top \boldsymbol{\gamma} = 1$, $\gamma_i > 0$ for each v_i belongs to the strongly connected component S of all in-roots in G and $\gamma_i = 0$, otherwise.

Lemma 2: Suppose that the induced subgraph of all in-roots in G is aperiodic, and \mathbf{W} is column-stochastic, then $\lim_{k \rightarrow +\infty} \mathbf{W}^k = \mathbf{1}_n \boldsymbol{\gamma}^\top$.

C. Leontief's input-output economic model

Consider an economic system with $d \geq 2$ interdependent industries, each of which produces a single type of good and uses some of the outputs of the other industries [2], [20]. Let z_p denote the output from the p -th industry. To produce an unit of good, the industry p must consume $a_{pq} \geq 0$ units from the sector $q \in \{1, \dots, d\}$. Thus, the

TABLE I: An input-output table of a primitive society with three basic industries: farming, housing, and garment.

		Output		
		Farming	Housing	Garment
Consumption	Farming	0.4	0.2	0.3
	Housing	0.2	0.6	0.5
	Garment	0.4	0.2	0.2

price of the p -th product comprises of the consumption charges for other industries $a_{pq}z_q$ and a demand $y_p \geq 0$ from the market. We may write the equation

$$z_p = \sum_{q \in \mathcal{N}_p} a_{pq}z_q + y_p, \quad (2)$$

where the coefficients satisfy $0 \leq a_{pq} \leq 1$, $q = 1, \dots, d$, and $\sum_{p=1}^d a_{pq} \leq 1$, $\forall q = 1, \dots, d$. Let $\mathbf{A} = [a_{pq}] \in \mathbb{R}^{d \times d}$, $\mathbf{z}_i = [z_1, \dots, z_d]^\top$ and $\mathbf{y} = [y_1, \dots, y_d]^\top \geq 0$ as the input-output matrix, the output vector, and the demand vector, respectively. The equation (2) can be expressed in the matrix form as follows

$$\mathbf{z} = \mathbf{A}\mathbf{z} + \mathbf{y}. \quad (3)$$

The input-output economic problem involves the determination of the *equilibrium price structure* \mathbf{z} .

In a *closed* economic system, the entire output of each industry is being used by itself and other industries, and thus \mathbf{A} is column-stochastic. In addition, $\mathbf{y} = \mathbf{0}_d$ and the equation (3) reduces to $\mathbf{z} = \mathbf{A}\mathbf{z}$. The vector \mathbf{z} is a positive eigenvector corresponding to the unity eigenvalue of \mathbf{A} .

In general, the economic is *open* with nonzero demand vector $\mathbf{y} \neq 0$. If the matrix \mathbf{A} is invertible, the corresponding solution is uniquely given by $\mathbf{z} = (\mathbf{I}_d - \mathbf{A})^{-1}\mathbf{y}$. In the context of economic analysis, people are interested in nonnegative matrices having nonnegative inverses. These matrices are called productive matrices.

Definition 1 (Productive matrix): The matrix $\mathbf{A} \in \mathbb{R}^{d \times d}$ is productive if and only if $\mathbf{A} \geq 0$ and there exists a positive vector $\mathbf{r} \in \mathbb{R}^d$ such that $\mathbf{r} - \mathbf{A}\mathbf{r}$ is positive.

D. The networked input-output model and problem formulation

Consider an interconnected $n \geq 2$ economic systems (agents), where each economic system has d interdependent industries. By interconnectedness, each agent can trade with each others. To describe an interconnected economic system, a *matrix-weighted graph* $\mathcal{G} = (\mathcal{V}, \mathcal{E}, \mathcal{W})$ will be used [9]. Each vertex $v_i \in \mathcal{V}$ represents an i -th economic system, while each edge $(v_i, v_j) \in \mathcal{E}$ implies that the i -th economic system imports at least one type of products from the j -th economic system.

As there are d interdependent industries in each economic system, a set of matrix weights

$$\mathcal{W} = \{w_{ij}\mathbf{A}_{ij} = [w_{ij}a_{i,j}^{p,q}] \in \mathbb{R}^{d \times d} | (v_i, v_j) \in E\}$$

is introduced. The matrix weights satisfy the following assumptions.

Assumption 1: The graph \mathcal{G} contains an out-root, and the induced subgraph of all out-roots of \mathcal{G} , denoted by \mathcal{H} , is strongly connected and aperiodic. The matrix $\mathbf{W} = [w_{ij}]$ is column-stochastic, i.e., w_{ij} satisfies $w_{ij} \in [0, 1]$, $\forall (v_i, v_j) \in E$, and $\sum_{i=1}^n w_{ij} = 1$.

Assumption 2: The graph corresponding to each matrix $\mathbf{A}_{ij} = [a_{p,q}^{i,j}]$ corresponding to edge $(v_i, v_j) \in \mathcal{E}$ is strongly connected and aperiodic, i.e., \mathbf{A}_{ij} is primitive. Furthermore, $\sum_{p=1}^d a_{i,j}^{p,q} \leq 1, \forall q = 1, \dots, d$.

Let the state vector $\mathbf{x}_i, \mathbf{y}_i \in \mathbb{R}^d$ denote the output- and the demand vectors of the i -th economic system, respectively. The networked input-output equation can thus be written as

$$\mathbf{x}_i = \sum_{j \in \mathcal{N}_i} w_{ij} \mathbf{A}_{ij} \mathbf{x}_j + \mathbf{y}_i, \quad \forall j = 1, \dots, n. \quad (4)$$

or in a matrix-form

$$\mathbf{x} = \bar{\mathbf{A}} \mathbf{x} + \mathbf{y}, \quad (5)$$

where $\mathbf{x} = [\mathbf{x}_1^\top, \dots, \mathbf{x}_n^\top]^\top$, $\mathbf{y} = [\mathbf{y}_1^\top, \dots, \mathbf{y}_n^\top]^\top$, and $\bar{\mathbf{A}} = [w_{ij} \mathbf{A}_{ij}] \in \mathbb{R}^{dn \times dn}$ is the *matrix-weighted adjacency matrix*.

In this paper, the following problem will be considered.

Problem 1: Suppose that Assumptions 1 and 2 hold. Design distributed algorithms to solve the networked input-output equation (5) for

- (i) the closed model: the matrices $\mathbf{A}_{ij}, \forall (v_i, v_j) \in \mathcal{E}$ are column-stochastic, and there is no demand $\mathbf{y} = \mathbf{0}_{dn}$.
- (ii) the open model: at least a matrix $\mathbf{A}_{ij} = [a_{p,q}^{i,j}]$ corresponding to an edge (v_i, v_j) in \mathcal{H} is column-substochastic; and there is a nonzero demand $\mathbf{y} \neq \mathbf{0}_{dn}$.

Figure (1) provides an example of a five-agent system, in which each agent has three basic industries as aforementioned in Table I. In case there is no demand (closed model), we may omit the vertices L1–L4, and observe that agents 1, 2, and 3 belong to the set of the out-roots of the matrix-weighted graph \mathcal{G} . In an open model, demands are non-zero at three layers of agent 1, and the first layer of agent 5.

III. MAIN RESULTS

In this section, we firstly propose a distributed algorithm, which has form of a matrix-weighted consensus algorithm, for solving the Problem 1. Then, we provide convergence analysis for the closed and open networked input-output models under the proposed algorithm.

A. The proposed algorithm

Observe that the Problem 1 requires solving a set of linear equations, with sub-columnstochastic matrix weights $w_{ij} \mathbf{A}_{ij}$.

Each agent only knows the interactions from other agents in the system, and it has a state vector $\mathbf{x}_i[k] \in \mathbb{R}^d$ representing the outputs of the i -th system. At each discrete-time instant, agent i updates its state vector based on the following matrix-weighted updating algorithm

$$\mathbf{x}_i[k+1] = \sum_{j \in \mathcal{N}_i} w_{ij} \mathbf{A}_{ij} \mathbf{x}_j[k] + \mathbf{y}_i, \quad k = 0, 1, 2, \dots \quad (6)$$

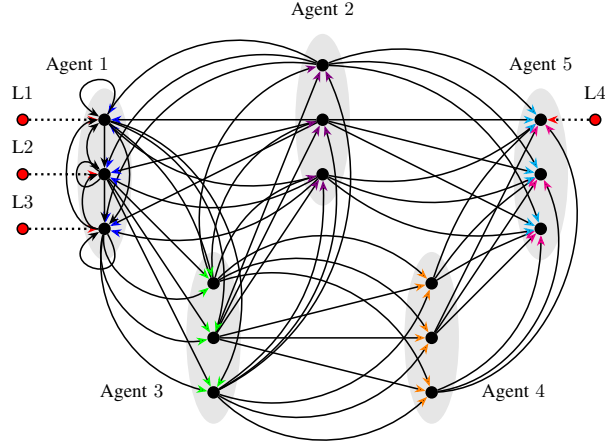


Fig. 1: A network of five interconnected economic systems (agents). Each agent has three industries described by three black nodes. Each directed arc implies that the starting node consumes product from the ending node. The black arcs correspond to the self-loop matrix weight \mathbf{A}_{11} (the consumptions between the industries inside the economic system 1), the other colored arcs correspond to the matrix weights \mathbf{A}_{ij} (the consumptions between industries from different economic systems). The agents 1, 2, 3 comprise the set of out-roots in \mathcal{G} in the closed model. The red vertices and edges describe the demands on each corresponding industries in the open model.

Below, we make two remarks regarding the linear recurrence equation (6).

Remark 1: The networked input-output system (5) can be considered as a multi-layer system. Each agent has d states corresponding to d layers. The self-loop matrix weight $\mathbf{A}_{ii} = [a_{pq}^{ii}]$ represents the input-output interdependencies inside the agent i (interlayer interactions). When i is isolated from other agents, it is exactly the Leontief's input-output model.

In each matrix

$$\mathbf{A}_{ij} = [a_{i,j}^{p,q}]_{d \times d} = \begin{bmatrix} a_{i,j}^{1,1} & a_{i,j}^{1,2} & \dots & a_{i,j}^{1,d} \\ a_{i,j}^{2,1} & a_{i,j}^{2,2} & \dots & a_{i,j}^{2,d} \\ \vdots & \vdots & \ddots & \vdots \\ a_{i,j}^{d,1} & a_{i,j}^{d,2} & \dots & a_{i,j}^{d,d} \end{bmatrix}, \quad i \neq j,$$

the element $a_{i,j}^{p,q}$ represents the consumption of products from the q -th industry of agent j by the p -th industry of the economic system i . Then, $a_{i,j}^{p,p}$ represents an intra-layer interaction and $a_{i,j}^{p,q}$, $p \neq q$ represents a cross-layer interaction between two economic systems j and i . These inter-dependencies can be visualized by explicitly written

Eq. (6) as follows [13]

$$\begin{aligned}
x_{ip}[k+1] &= \underbrace{\sum_{q=1}^n w_{ii} a_{i,i}^{p,q} x_{iq}[k]}_{\text{interlayer interactions}} + \underbrace{\sum_{j=1, j \neq i}^n w_{i,j} a_{i,j}^{q,q} x_{jq}[k]}_{\text{intra-layer interactions}} \\
&\quad + \underbrace{\sum_{j=1, j \neq i}^n \sum_{q=1, q \neq p}^d w_{ij} a_{i,j}^{p,q} x_{jp}[k]}_{\text{cross-layer interactions}} + y_{ip}. \tag{7}
\end{aligned}$$

It is also worth remarking that the equation (6) is related with the multidimensional opinion dynamic model [14], [15], in which the opinion of each agent is assimilated via a self-logical process, social interactions, and the attachment with an initial opinion.

Remark 2: The linear recurrence equation (6) defines a trajectory of the networked input-output systems (4) associated with a given initial output vector that leads to a solution of (4). The existence of a forward recursive solution (6) implies that it is a meaningful representation of a self-determined dynamic economy, of which the current year output can be determined from the output of the last year and the demand vector [6].

B. The closed networked input-output model

In this subsection, we consider the closed input-output model with $\mathbf{y} = \mathbf{0}_{dn}$. Let \mathcal{S} be the set of out-roots in \mathcal{G} . Without loss of generality, supposing that the vertices belonging to \mathcal{S} are labeled $v_1, \dots, v_{|\mathcal{S}|}$.

Lemma 3: Under the Assumptions 1–2, the matrix $\bar{\mathbf{A}}$ corresponding to the closed input-output model is column-stochastic.

Proof: The i -th column sum of the matrix $\bar{\mathbf{A}}$ is given by

$$\begin{aligned}
\sum_{i=1}^n \sum_{p=1}^d w_{ij} a_{p,q}^{i,j} &= \sum_{i=1}^n w_{ij} \left(\sum_{p=1}^d a_{p,q}^{i,j} \right) \\
&= \sum_{i=1}^n w_{ij} = 1, \quad i = 1, \dots, dn.
\end{aligned}$$

It follows that $\bar{\mathbf{A}}$ is column-stochastic. \blacksquare

Next, let $\bar{G} = (\bar{V}, \bar{E}, \bar{A})$ be the graph corresponding to the matrix $\bar{\mathbf{A}}^\top$, i.e., $\bar{V} = \{\bar{v}_1, \dots, \bar{v}_{dn}\}$, $\bar{E} \subseteq \bar{V} \times \bar{V}$, $\bar{A} = \{\bar{a}_{(i-1)d+p, (j-1)d+q} = w_{ij} a_{i,j}^{p,q} \mid (v_j, v_i) \in \mathcal{E}, p, q = 1, \dots, d\}$.

Lemma 4: Consider the closed input-output model under the Assumptions 1–2. Then \bar{G} contains a set of in-roots $\bar{v}_{(p-1)d+q}$, where $p = 1, \dots, |\mathcal{S}|$ and $q = 1, \dots, d$. The induced sub-graph of the in-roots in \bar{G} is strongly connected and aperiodic.

Proof: As the graph \mathcal{G} contains a subgraph of $|\mathcal{S}|$ out-roots, there is a directed path from each vertex in \mathcal{S} to any vertex v_i , $i = 1, \dots, n$.

Consider the partition $\bar{V} = \bigcup_{k=1}^n \bar{V}_k$, $\bar{V}_i \cap \bar{V}_j = \emptyset, \forall i \neq j$, where each set $\bar{V}_k = \{\bar{v}_{(k-1)d+1}, \dots, \bar{v}_{kd}\}$ corresponds to a vertex $v_k \in \mathcal{G}$. As the graph \bar{G} is defined corresponding to the matrix $\bar{\mathbf{A}}^\top$, the edges' directions connecting these subsets of vertices in \bar{G} are reserved with regard to \mathcal{G} . It follows that each \bar{V}_i , $i = 1, \dots, |\mathcal{S}|$ can be reached by any \bar{V}_k , $k = 1, \dots, n$.

Consider a vertex $\bar{v}_l \in \bar{G}$ such that $1 \leq \lceil \frac{l}{d} \rceil \leq |S|$. We will prove that \bar{v}_l can be reached by any vertex $\bar{v}_k \in \bar{G}$.

- (i) Case 1: $\lceil \frac{l}{d} \rceil = \lceil \frac{k}{d} \rceil$. The vertex $v_{\lceil \frac{k}{d} \rceil} \in \mathcal{S}$. Since the graph corresponding to each matrix \mathbf{A}_{ij}^\top is strongly connected and aperiodic, in the graph \bar{G} , the vertex \bar{v}_l can be reached from any other vertices in $\bar{v}_k \in \mathcal{V}_{\lceil \frac{l}{d} \rceil} = \{\bar{v}_{(\lceil \frac{l}{d} \rceil - 1)d + 1}, \dots, \bar{v}_{\lceil \frac{l}{d} \rceil d}\}$, and the greatest common divisor of the length of these paths is 1.
- (ii) Case 2: Consider any vertex $\bar{v}_k \notin \bar{V}_{\lceil \frac{l}{d} \rceil}$, then \bar{v}_k belongs to some $\bar{V}_{\lceil \frac{k}{d} \rceil}$. Thus, there exists a directed path from some vertex in $\bar{V}_{\lceil \frac{k}{d} \rceil}$ to some vertex in $\bar{V}_{\lceil \frac{l}{d} \rceil}$. Let $\bar{V}_{k_1}, \dots, \bar{V}_{k_t}$ be a sequence of vertex set corresponding to such a path, with $k_1 \equiv \lceil \frac{k}{d} \rceil$ and $k_t \equiv \lceil \frac{l}{d} \rceil$. Then, one may construct a directed path $\bar{\mathcal{P}} \in \bar{G}$ starting from \bar{v}_k to \bar{v}_l containing the following paths:
- $\bar{\mathcal{P}}_1$ starts from \bar{v}_k to some vertex \bar{v}_{k_2} in \bar{V}_{k_2} which is the out-neighbor of some vertex $\bar{v}'_{k_1} \in \bar{V}_{\lceil \frac{k}{d} \rceil}$.
 - $\bar{\mathcal{P}}_2$ starts from \bar{v}_{k_2} to some vertex \bar{v}_{k_3} in \bar{V}_{k_3} which is the out-neighbor of some vertex $\bar{v}'_{k_2} \in \bar{V}_{k_2}$.
 - ...
 - $\bar{\mathcal{P}}_{t-1}$ starts from $\bar{v}_{k_{t-1}}$ to some vertex \bar{v}_{k_t} in $\bar{V}_{k_t} \equiv \bar{V}_{\lceil \frac{l}{d} \rceil}$ which is the out-neighbor of some vertex $\bar{v}'_{k_{t-1}} \in \bar{V}_{k_{t-1}}$.
 - $\bar{\mathcal{P}}_t$ starts from \bar{v}_{k_t} to \bar{v}_l .

The existence of each path $\bar{\mathcal{P}}_{k_i}$, $i = 1, \dots, t$ follows from the assumption that the graph corresponding to each \mathbf{A}_{ij}^\top is strongly connected. Thus, there exists a shortest path from \bar{v}_k to \bar{v}_l . The aperiodicity of $\bar{\mathcal{P}}$ follows from the assumption that the graph corresponding to each \mathbf{A}_{ij}^\top along the path are also aperiodic.

As \bar{v}_l can be chosen arbitrarily in $1 \leq \lceil \frac{l}{d} \rceil \leq |S|$, the claim follows. \blacksquare

Let $\mathbf{x}[k] = [\mathbf{x}_1[k]^\top, \dots, \mathbf{x}_n[k]^\top]^\top$, the closed networked input-output model can be expressed in the following matrix form:

$$\mathbf{x}[k+1] = \bar{\mathbf{A}}\mathbf{x}[k], \quad \mathbf{x}[0] = \mathbf{x}_0. \quad (8)$$

Theorem 1: Consider the closed input-output model with the Assumptions 1–2. Under the algorithm (6),

$$\lim_{k \rightarrow +\infty} \mathbf{x}[k] = \bar{\gamma} \mathbf{1}_{dn}^\top \mathbf{x}[0], \quad (9)$$

where $\bar{\gamma} = [\bar{\gamma}_1, \dots, \bar{\gamma}_{dn}]^\top \geq 0$ is the right eigenvector corresponding to the eigenvalue 1 of $\bar{\mathbf{A}}$, $\bar{\gamma}_i > 0$ for $i = 1, \dots, d|S|$, $\sum_{i=1}^{d|S|} \bar{\gamma}_i = 1$. In other words, the system (6) converges to an equilibrium price structure, which is only determined by the economic systems $1, \dots, |S|$.

Proof: It follows from Lemmas 3–4 that the matrix $\bar{\mathbf{A}}^\top$ is row-stochastic and semi-convergent. Matrix $\bar{\mathbf{A}}^\top$ has a unique normalized left eigenvector $\bar{\gamma} = [\bar{\gamma}_1, \dots, \bar{\gamma}_{dn}]^\top \geq 0$ corresponding to the eigenvalue 1. Further, $\bar{\gamma}_i > 0$ for $i = 1, \dots, d|S|$, $\sum_{i=1}^{d|S|} \bar{\gamma}_i = 1$. Thus,

$$\lim_{k \rightarrow +\infty} \mathbf{x}[k] = \lim_{k \rightarrow +\infty} \bar{\mathbf{A}}^k \mathbf{x}[0] = \bar{\gamma} \mathbf{1}_{dn}^\top \mathbf{x}[0]. \quad \blacksquare$$

As an observation from Theorem 1, in a closed input-output economic model, let $\mathbf{x}_i[0]$ captures the initial prices of each economic system, and each economic system follows the producing pattern described by the matrix-weighted graph \mathcal{G} and the update law (6). Eventually, the economic systems belong to the set of out-roots \mathcal{S} decides the

equilibrium price structure. The output vectors of all economic systems outside the set of out-roots eventually vanish $\mathbf{x}_i[k] \rightarrow \mathbf{0}_d$, $i \notin \mathcal{S}$, as they are being uni-directionally consumed by the economic systems belong to the set of out-roots. The contributions of each economic system $i \in \mathcal{S}$ are determined by the coefficients $\bar{\gamma}_{(\lceil \frac{d}{2} \rceil - 1)d + 1}, \dots, \bar{\gamma}_{\lceil \frac{d}{2} \rceil d}$, one coefficient for each industry.

Another notable observation is that, the theorem allows some economic systems $i \in \mathcal{S}$ to have $\mathbf{A}_{ii} = \mathbf{0}_{d \times d}$. Thus, the production of an economic system i relies completely on the outputs of their out-neighbors, and their outputs are also being consumed only by their in-neighbors. As an economic interpretation of this observation, one may relate to an economic system acting as an outsourcing factory for other economic systems to produce products that will be sold to some other economic systems.

Corollary 1 (Network of the same input-output matrix): Assume that all economic systems in the closed input-output model has a same input-output matrix $\mathbf{A}_{ij} = \mathbf{A} \in \mathbb{R}^{d \times d}$. Then, under the matrix-weighted updating algorithm (6),

$$\lim_{k \rightarrow +\infty} \mathbf{x}[k] = (\boldsymbol{\omega} \otimes \boldsymbol{\gamma}) \mathbf{1}_{dn}^T \mathbf{x}[0],$$

where $\boldsymbol{\omega} = [\omega_1, \dots, \omega_n]^T \geq 0$ is the unique right eigenvector corresponding to the eigenvalue 1 of \mathbf{W} , $\omega_i > 0$, $\forall i \in \mathcal{S}$, $\boldsymbol{\gamma} = [\gamma_1, \dots, \gamma_d]^T > 0$ is the unique normalized eigenvector corresponding to the eigenvalue 1 of \mathbf{A} , and ‘ \otimes ’ denotes the Kronecker product.

Proof: It is not hard to see that in this case $\bar{\mathbf{A}} = \mathbf{W} \otimes \mathbf{A}$, which has the right Perron eigenvector $\boldsymbol{\omega} \otimes \boldsymbol{\gamma}$ corresponding to the unity eigenvalue. ■

Remark 3 (Pagerank algorithm): The updating algorithm (6) with $\mathbf{y}_i = \mathbf{0}_d, \forall i = 1, \dots, d$, is related with the Google PageRank algorithm [12]. The objective of the PageRank problem is determining the importance of each web-page, which is modeled as a vertex (an agent) in a scalar-weighted graph (internet). The importance of each webpage i is the entry γ_i in the Perron eigenvector $\boldsymbol{\gamma}$ of the corresponding adjacency matrix of the graph.

The equation (6) offers a block-matrix update algorithm for the PageRank problem by considering a set of d related websites as an agent, and solving the Perron eigenvector $\bar{\boldsymbol{\gamma}}$ of the adjacency matrix $\bar{\mathbf{A}}$ in a distributed, iterative manner.

Since the hyperlinks between webpages are often highly clustering and the internet has abundant dangling vertices (vertices having no outgoing edges), Assumption 2 usually does not hold. To address this issue, a modified algorithm for estimating the eigenvector $\bar{\boldsymbol{\gamma}}$ is altering \mathbf{A}_{ij} by $\mathbf{B}_{ij} = (1 - m)\mathbf{A}_{ij} + \frac{m}{d}\mathbf{I}_d$ for some small $m \in (0, 1)$. As \mathbf{B}_{ij} is now a positive matrix, Assumption 2 is obviously satisfied. Correspondingly, $\bar{\mathbf{A}}$ is replaced by $\mathbf{B} = [\mathbf{B}_{ij}]$ in (8). The Perron eigenvector of the column stochastic matrix \mathbf{B} is guaranteed to exist, given that Assumption 1 holds.

C. The open networked input-output model

In this subsection, we consider the open model networked input-output model under the matrix-weighted updating algorithm (2).

First, we have the following lemmas.

Lemma 5: Consider the open networked input-output model and suppose that Assumptions 1–2 are satisfied. Then, the matrix $\mathbf{I}_{dn} - \bar{\mathbf{A}}$ is invertible.

Proof: Since the graph associated to each \mathbf{A}_{ij} is strongly connected, $0 < \sum_{p=1}^d a_{i,j}^{p,q} \leq 1$. Thus, there exists a non-negative matrix \mathbf{E}_{ij} such that $\mathbf{A}_{ij} + \mathbf{E}_{ij}$ is column stochastic [21]. As there exists at least a column-substochastic matrix, $\exists \mathbf{E}_{ij} \neq \mathbf{0}_{d \times d}$. Let $\bar{\mathbf{E}} = [\mathbf{E}_{ij}] \geq 0$, then $\bar{\mathbf{E}} \neq \mathbf{0}_{dn \times dn}$ and the matrix $\bar{\mathbf{A}} + \bar{\mathbf{E}}$ is column stochastic. It follows that

$$(\bar{\mathbf{A}} + \bar{\mathbf{E}})^\top \mathbf{1}_{dn} = \mathbf{1}_{dn}$$

Since at least one column sum of $\bar{\mathbf{A}}$ does not exceed 1, $\rho(\bar{\mathbf{A}}) \leq 1$. Based on Lemma 4, the graph \bar{G} has a subgraph of $|\mathcal{S}|$ in-roots. Let \mathbf{r} be the Perron vector $\mathbf{r} \geq 0$ of $\bar{\mathbf{A}}$, with $r_1, \dots, r_{d|\mathcal{S}|} > 0$ (corresponding to the in-roots). Then $1 = \mathbf{1}_{dn}^\top \mathbf{r} = \mathbf{1}_{dn}^\top (\bar{\mathbf{A}} + \bar{\mathbf{E}}) \mathbf{r} = 1 + \mathbf{1}_{dn}^\top \bar{\mathbf{E}} \mathbf{r} > 1$, where the inequality is strict due to the assumption that at least an \mathbf{A}_{ij} belonging to \mathcal{H} is column-substochastic. It follows that $\rho(\bar{\mathbf{A}}) < 1$, and thus $\mathbf{I}_{dn} - \bar{\mathbf{A}}$ is invertible. ■

Lemma 6 (Hawkins-Simon condition): [22], [23] The nonnegative matrix $\mathbf{M} \in \mathbb{R}^{N \times N}$, $N \in \mathbb{N}_+$ is productive if and only if

(i) $\mathbf{N} = \mathbf{I}_n - \mathbf{M}$ is invertible with a nonnegative inverse, or

(ii) all successive leading principal minors of $\mathbf{N} = [n_{ij}]$ are positive, i.e., $n_{11} > 0$, $\begin{vmatrix} n_{11} & n_{12} \\ n_{21} & n_{22} \end{vmatrix} > 0, \dots$, and

$$\begin{vmatrix} n_{11} & n_{12} & \dots & n_{1N} \\ n_{21} & n_{22} & \dots & n_{2N} \\ \vdots & \vdots & \ddots & \vdots \\ n_{N1} & n_{N2} & \dots & n_{NN} \end{vmatrix} > 0.$$

Lemma 7: Consider the open networked input-output model and suppose that Assumptions 1–2 are satisfied. In addition, suppose that for each $i \in \mathcal{V}$, there exists a matrix weight \mathbf{A}_{ij} with $\sum_{p=1}^d a_{i,j}^{p,q} < 1$, $\forall q = 1, \dots, d$. Then, the matrix $\bar{\mathbf{A}}$ is productive.

Proof: Similar to the proof of the Lemma, we have

$$(\bar{\mathbf{A}} + \bar{\mathbf{E}})^\top \mathbf{1}_{dn} = \mathbf{1}_{dn}. \quad (10)$$

The assumption on the matrix weights guarantee that there exists a positive entry in each column of $\bar{\mathbf{E}}$. It follows from equation (10) that $\mathbf{1}_{dn} - \bar{\mathbf{A}}^\top \mathbf{1}_{dn} = \bar{\mathbf{E}}^\top \mathbf{1}_{dn} > 0$. Thus, based on Lemma 6, the matrix $\bar{\mathbf{A}}^\top$ is productive. As $(\mathbf{I}_{dn} - \bar{\mathbf{A}}^\top)^{-1} = ((\mathbf{I}_{dn} - \bar{\mathbf{A}})^{-1})^\top \geq 0$, the matrix $\bar{\mathbf{A}}$ is also productive. ■

The asymptotic behavior of the networked open input-output model under the matrix-weighted update law (6) is summarized in the following theorem.

Theorem 2: Consider the open networked input-output model and suppose that Assumptions 1–2 are satisfied. Under the updating algorithm (6),

(i) the state vector converges to the equilibrium price structure $\mathbf{x}^* = \lim_{k \rightarrow +\infty} \mathbf{x}[k] = (\mathbf{I}_{dn} - \bar{\mathbf{A}})^{-1} \mathbf{y}$;

(ii) Furthermore, if for each $i \in \mathcal{V}$, there exists a matrix weight \mathbf{A}_{ij} with $\sum_{p=1}^d a_{i,j}^{p,q} < 1$, $\forall q = 1, \dots, d$, then $\mathbf{x}^* \geq 0$.

Proof: Based on Lemma 5, we conclude that $\bar{\mathbf{A}}$ is invertible in both cases (i) and (ii). Thus, if the system (6) has a finite limit \mathbf{x}^* , it must satisfy

$$\mathbf{x}^* = \bar{\mathbf{A}}\mathbf{x}^* + \mathbf{y} \iff \mathbf{x}^* = (\mathbf{I}_{dn} - \bar{\mathbf{A}})^{-1}\mathbf{y}.$$

Let $\mathbf{v}[k] = \mathbf{x}[k] - \mathbf{x}^*$, then

$$\begin{aligned} \mathbf{v}[k+1] &= \bar{\mathbf{A}}\mathbf{x}[k] + \mathbf{y} - \mathbf{x}^* \\ &= \bar{\mathbf{A}}\mathbf{x}[k] + (\mathbf{I}_{dn} - \bar{\mathbf{A}})\mathbf{x}^* - \mathbf{x}^* \\ &= \bar{\mathbf{A}}\mathbf{v}[k]. \end{aligned} \tag{11}$$

It follows from the fact that $\rho(\bar{\mathbf{A}}) < 1$ that $\mathbf{v}[k]$ converges to $\mathbf{0}_{dn}$. Equivalently, $\mathbf{x}[k] \rightarrow \mathbf{x}^*$, as $k \rightarrow +\infty$. The claim in (ii) follows from the fact that $\bar{\mathbf{A}}$ is a productive matrix, which has been shown in Lemma 7. \blacksquare

The condition for having $\bar{\mathbf{A}}$ productive in Lemma 7 is only sufficient. Noting that a stricter condition to ensure $\bar{\mathbf{A}}$ productive is for each $k = 1, \dots, dn$, there exists a matrix $\mathbf{A}_{\lceil \frac{k}{d} \rceil j}$ such that $\sum_{p=1}^d a_{\lceil \frac{k}{d} \rceil j}^{p, k - \lceil \frac{k}{d} \rceil} < 1$. This condition has less economical interpretation than the condition stated in Lemma 7 and Theorem 2 (ii).

Remark 4: The problem of determining the best solution to a set of linear equations $\mathbf{A}\mathbf{x} = \mathbf{b}$ in a distributed manner was considered in [16]–[18]. There are mainly two approaches namely the iteration-based and the optimization based algorithms. The algorithm (6) is iteration-based, which guarantees convergence to one of the exact solution of the equation. The optimization based method in [18] can also be applied, which gives a least square solution of the problem in all cases. The algorithm (6) and its convergence requirements are presented since they intuitively describe how the networked input-output system evolves according to a given input-output matrix and demand vector.

IV. SIMULATION RESULTS

In this section, we provide simulation examples to illustrate the theoretical results in Sections III. A network of five primitive societies as depicted in Figure 1 is considered.

A. A closed input-output economic network

In this section, we consider the input-output matrices

$$\mathbf{A}_{11} = \begin{bmatrix} 0.4 & 0.2 & 0.3 \\ 0.2 & 0.6 & 0.4 \\ 0.4 & 0.2 & 0.3 \end{bmatrix}, \quad \mathbf{A}_{ij} = \begin{bmatrix} 0.6 & 0.2 & 0.2 \\ 0.2 & 0.4 & 0.1 \\ 0.2 & 0.4 & 0.7 \end{bmatrix},$$

$\forall (v_i, v_j) \in \mathcal{E} \setminus (v_1, v_1)$, and the scaling weights $w_{11} = w_{21} = w_{25} = w_{45} = 0.5$, $w_{13} = w_{32} = w_{34} = 1$. It can be checked that the network satisfies all assumptions of Theorem 1.

Simulation results are depicted in the Fig. 2. It can be seen that the output vectors $\mathbf{x}_1, \mathbf{x}_2, \mathbf{x}_3$ asymptotically converge to some non-zero vectors while $\mathbf{x}_4, \mathbf{x}_5$ converge to $\mathbf{0}_3$. Indeed, Fig. 2(g) shows that $\frac{\mathbf{x}}{\|\mathbf{x}\|_1}$ asymptotically converges to γ - the normalized right eigenvector corresponding to the unity eigenvalue of the matrix $\bar{\mathbf{A}}$.

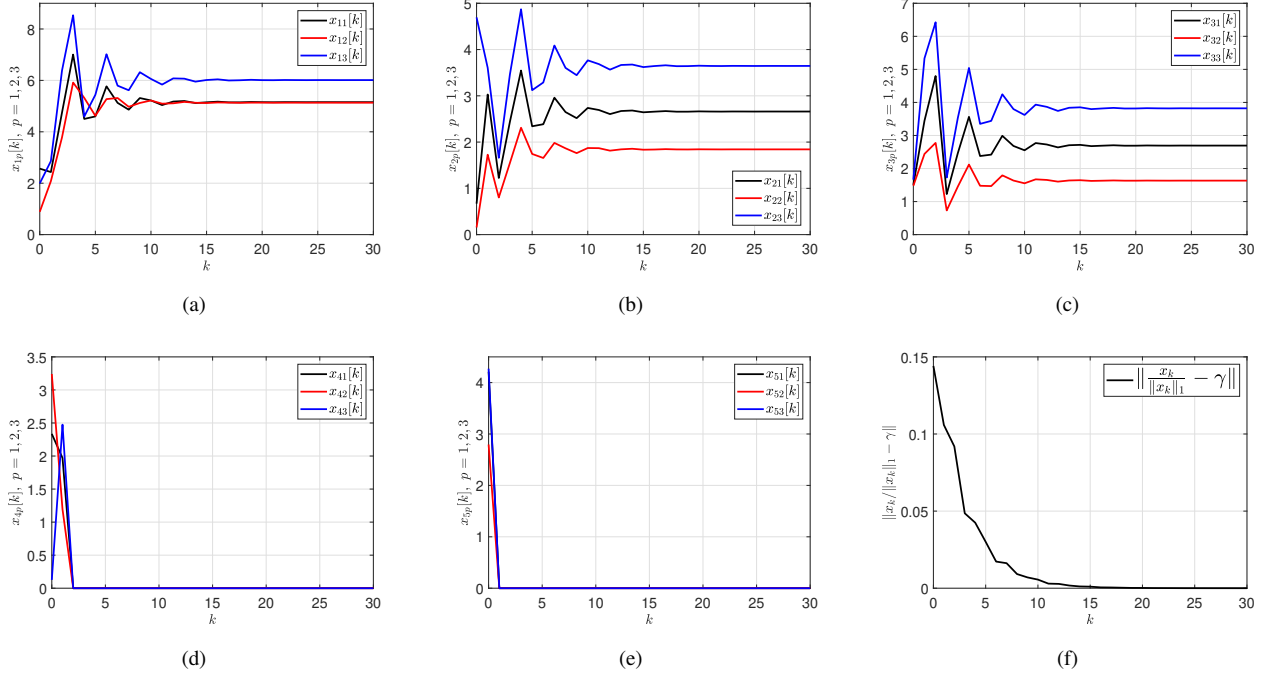


Fig. 2: (a)–(e): The states $x_{ip}[k]$, $i = 1, \dots, 5$, $p = 1, 2, 3$ of 5 economic systems in the closed models. (g): The vector $x[k]/\|x[k]\|_1$ converges to the normalized right eigenvector γ corresponding to the unity eigenvalue of matrix $\bar{\mathbf{A}}$.

B. An open input-output economic network

We consider the same network of five economic systems, with the matrix \mathbf{A}_{11} replaced by $\mathbf{A}_{11} = \begin{bmatrix} 0.2 & 0.2 & 0.3 \\ 0.2 & 0.4 & 0.5 \\ 0.1 & 0.1 & 0.1 \end{bmatrix}$ so that all assumptions of Theorem 2 are satisfied. The demand vector is chosen as $0.5[\mathbf{1}_3^\top, \mathbf{0}_9^\top, 1, 0, 0]^\top$, corresponding to the red vertices in Fig. 1.

Simulation results depicted in Fig. 3 verify that $\mathbf{x}[k]$ asymptotically converges to some equilibrium \mathbf{x}^* . The existence of non-zero demand in the fifth economic system causes non-zero value of the equilibrium price in the fourth and the fifth economic systems. The demand \mathbf{y}_i act as leader agents (who do not change their state values over time) in a leader-follower graph. Once the matrix $\mathbf{I} - \bar{\mathbf{A}}$ is invertible, the state vectors of the leaders uniquely determine an equilibrium price structure $\mathbf{x}^* = (\mathbf{I} - \bar{\mathbf{A}})^{-1} \mathbf{y}$. Specifically, in our network, the graph in Fig. 1 consists of five agents (15 vertices) and four leader vertices (L1–L4), the first industry of the fifth economic system has a constant demands from L4, which causes $x_{51}[k]$ to converge to 0.5 after a few iterations. In turn, $x_{51}[k]$ acts as nonzero demands for $x_{4p}[k]$, $p = 1, 2, 3$, making them converge to non-zero final values.

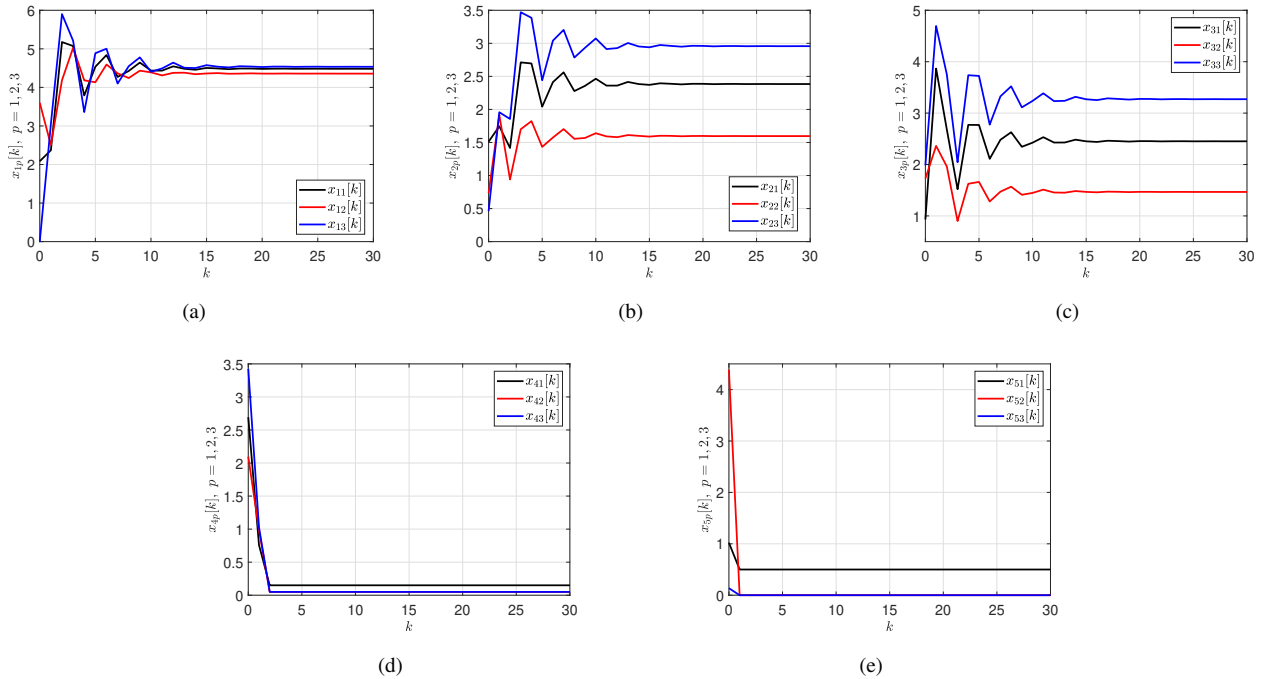


Fig. 3: (a)–(e): The states $x_{ip}[k]$, $i = 1, \dots, 5$, $p = 1, 2, 3$ of five economic systems in the open model.

V. CONCLUSION

In this paper, the networked input-output economic close/open models were proposed based on the works of W. Leontief and W. Issard and the recent theory of matrix-weighted graphs. The problem of solving the equilibrium price structures of these proposed models have been formulated as a network control problem. Distributed algorithms were proposed and sufficient conditions were imposed to asymptotically determine the equilibrium price structure of the models. To the best of our knowledge, most existing works including the current one assume a static input-output matrix. As a result, time-varying input-output analysis remains an issue that worth further investigation.

ACKNOWLEDGMENT

The authors would like to thank Quoc Van Tran for his helpful comments related to this paper.

REFERENCES

- [1] V. M. Carvalho and A. Tahbaz-Salehi, “Production networks: A primer,” *Annual Review of Economics*, vol. 11, no. Volume 11, 2019, pp. 635–663, 2019.
- [2] W. Leontief, *Input-Output Economics*, 2nd ed. Oxford University Press, 1986.
- [3] W. Isard, *Methods of regional analysis*, 1966. [Online]. Available: <https://books.google.com.vn/books?id=GBAUwAAQBAJ>
- [4] D. W. Jorgenson, “Stability of a dynamic input-output system,” *The Review of Economic Studies*, vol. 28, no. 2, pp. 105–116, 02 1961.
- [5] I. Dobos and A. Floriska, “A dynamic Leontief model with non-renewable resources,” *Economic Systems Research*, vol. 17, no. 3, pp. 317–326, 2005.
- [6] D. G. Luenberger and A. Arbel, “Singular dynamic Leontief systems,” *Econometrica: Journal of the Econometric Society*, pp. 991–995, 1977.

- [7] S. N. Masaev, "Leontev input-output balance model as a dynamic system control problem," *Herald of the Bauman Moscow State Technical University Series Instrument Engineering*, 2021.
- [8] M. H. Trinh, M. Ye, H.-S. Ahn, and B. D. O. Anderson, "Matrix-weighted consensus with leader-following topologies," in *Proc. of the Asian Control Conference, Gold Coast, AU*. IEEE, 2017, pp. 1795–1800.
- [9] M. H. Trinh, C. V. Nguyen, Y.-H. Lim, and H.-S. Ahn, "Matrix-weighted consensus and its applications," *Automatica*, vol. 89, pp. 415–419, 2018.
- [10] L. Pan, H. Shao, M. Mesbahi, Y. Xi, and D. Li, "Consensus on matrix-weighted switching networks," *IEEE Transactions on Automatic Control*, vol. 66, no. 12, pp. 5990–5996, 2021.
- [11] N.-M. Le-Phan, M. H. Trinh, and P. D. Nguyen, "Randomized matrix weighted consensus," *IEEE Transactions on Network Science and Engineering*, vol. 11, no. 4, pp. 3536–3549, 2024.
- [12] H. Ishii and R. Tempo, "The PageRank problem, multiagent consensus, and web aggregation: A systems and control viewpoint," *IEEE Control Systems Magazine*, vol. 34, no. 3, pp. 34–53, 2014.
- [13] H.-S. Ahn, Q. V. Tran, M. H. Trinh, M. Ye, J. Liu, and K. L. Moore, "Opinion dynamics with cross-coupling topics: Modeling and analysis," *IEEE Transactions on Computational Social Systems*, vol. 7, no. 3, pp. 632–647, 2020.
- [14] S. E. Parsegov, A. V. Proskurnikov, R. Tempo, and N. E. Friedkin, "Novel multidimensional models of opinion dynamics in social networks," *IEEE Transactions on Automatic Control*, vol. 62, no. 5, pp. 2270–2285, 2016.
- [15] A. Nedić, A. Olshevsky, and C. A. Uribe, "Graph-theoretic analysis of belief system dynamics under logic constraints," *Scientific reports*, vol. 9, no. 1, p. 8843, 2019.
- [16] G. Shi, B. D. O. Anderson, and U. Helmke, "Network flows that solve linear equations," *IEEE Transactions on Automatic Control*, vol. 62, no. 6, pp. 2659–2674, 2016.
- [17] S. Mou, J. Liu, and A. S. Morse, "A distributed algorithm for solving a linear algebraic equation," *IEEE Transactions on Automatic Control*, vol. 60, no. 11, pp. 2863–2878, 2015.
- [18] V. H. Pham and H.-S. Ahn, "Distributed least square approach for solving a multiagent linear algebraic equation," in *Proc. of the 62nd IEEE Conference on Decision and Control (CDC)*, 2023, pp. 7259–7264.
- [19] F. Bullo, *Lectures on Network Systems*, 1.7 ed. Kindle Direct Publishing, 2024. [Online]. Available: <https://fbullo.github.io/lns>
- [20] W. K. Nicholson, *Linear Algebra with Applications*. Lyryx with Open Texts, 2021.
- [21] C. D. Meyer, *Matrix Analysis and Applied Linear Algebra*, 2nd ed. Philadelphia, PA: Society for Industrial and Applied Mathematics, 2023.
- [22] D. Hawkins, "Some conditions of macroeconomic stability," *Econometrica*, vol. 16, no. 4, pp. 309–322, 1948.
- [23] P. Michel, *Cours de mathématiques pour économistes*. Economica, 1989. [Online]. Available: https://books.google.com.vn/books?id=_AE_AAAACAAJ