

4.5 Million (Suspected) Fake ★ Stars in GitHub: A Growing Spiral of Popularity Contests, Scams, and Malware

Hao He*, Haoqin Yang*, Philipp Burckhardt†, Alexandros Kapravelos‡, Bogdan Vasilescu*, Christian Kästner*
 *Carnegie Mellon University, †Socket Inc, ‡North Carolina State University
 {haohe, haoqiny}@andrew.cmu.edu, philipp@socket.dev, akaprav@ncsu.edu, {vasilescu, kaestner}@cmu.edu

Abstract—GitHub, the de-facto platform for open-source software development, provides a set of social-media-like features to signal high-quality repositories. Among them, the star count is the most widely used popularity signal, but it is also at risk of being artificially inflated (i.e., *faked*), decreasing its value as a decision-making signal and posing a security risk to all GitHub users. In this paper, we present a systematic, global, and longitudinal measurement study of fake stars in GitHub. To this end, we build *StarScout*, a scalable tool able to detect anomalous starring behaviors (i.e., low activity and lockstep) across the entire GitHub metadata. Analyzing the data collected using *StarScout*, we find that: (1) fake-star-related activities have rapidly surged since 2024; (2) the user profile characteristics of fake stargazers are not distinct from average GitHub users, but many of them have highly abnormal activity patterns; (3) the majority of fake stars are used to promote short-lived malware repositories masquerading as pirating software, game cheats, or cryptocurrency bots; (4) some repositories may have acquired fake stars for growth hacking, but fake stars only have a promotion effect in the short term (i.e., less than two months) and become a burden in the long term. Our study has implications for platform moderators, open-source practitioners, and supply chain security researchers.

1. Introduction

The more any quantitative social indicator is used for social decision-making, the more subject it will be to corruption pressures and the more apt it will be to distort and corrupt the social processes it is intended to monitor. - Donald T. Campbell [1]

The number of GitHub stars is the most widely used signal when stakeholders evaluate, select, and adopt open-source projects into their software supply chain [2]–[7]. However, it is merely a popularity signal (i.e., the attention received from GitHub users) and known to be poorly correlated to usage or importance [7]–[10].

More concerning, *GitHub stars can be artificially inflated* [11], just as all other popularity signals in social media [12]. For example, a Google search for “buy GitHub stars” will reveal a dozen providers (see Table 1 for a non-exhaustive list collected in July 2024). Their prices range from \$0.10 to \$2.00 per star, and they often claim to deliver their stars in days or even hours. From prior reports, we

know that GitHub repositories may buy GitHub stars for growth hacking [13], spamming [14], résumé fraud [15], or even for spreading malware [16]. Whatever their purpose, these bought GitHub stars (hereafter “fake stars” to match online discussions) corrupt the already-limited value of the GitHub star count as a decision-making signal for stakeholders in the software supply chain, and may pose a security threat to all GitHub users (see Figure 1 for an example).

However, most prior reports of fake GitHub stars come from the gray literature (i.e., non-peer-reviewed blog posts, news reports, and online discussions), and they do not go beyond studying a few GitHub repositories [13]–[16]. We are still missing a *systematic, global, and longitudinal measurement of this emerging threat, especially from the lens of software supply chain security*. With the rising prevalence of software supply chain attacks [17], [18], we expect such a measurement to be important to the understanding of fake GitHub stars, the fraudulent or malicious activities around them, and the design of countermeasures against it.

Several challenges persist in the global measurement of fake GitHub stars. First, GitHub stars can be faked in various ways (e.g., bots [16], crowdsourced humans [13], exchange platforms where users exchange stars for a reward [15]), and malicious actors continuously evolve their behaviors to evade platform detection [19], [20]. Their actions blur the boundary between fake and authentic stars, posing a challenge to the identification and measurement of fake ones. Second, the sheer amount of GitHub data (~20TB of metadata in the past five years [21]) and the rate limit of GitHub APIs [22] present challenges to a global analysis. Finally, GitHub does not preserve deleted repositories and users, posing difficulties in the measurement of fraudulent or malicious activities as some of them may have already been taken down by the platform.

To overcome these challenges, we take advantage of prior work on mining software repositories [21] and social media fraud detection [20], [23] to implement *StarScout*, a scalable tool that scans over the entire *GHArchive* [21], a Google BigQuery replica of all GitHub events (totaling 60.54 million users, 0.31 billion repositories, 0.61 billion stars, and 6.01 billion other events) to detect (*suspected*) *fake stars*. *StarScout* (details in Section 3) identifies two signatures of anomalous starring behaviors, *the low activity signature* and *the lockstep signature*, and includes a post-

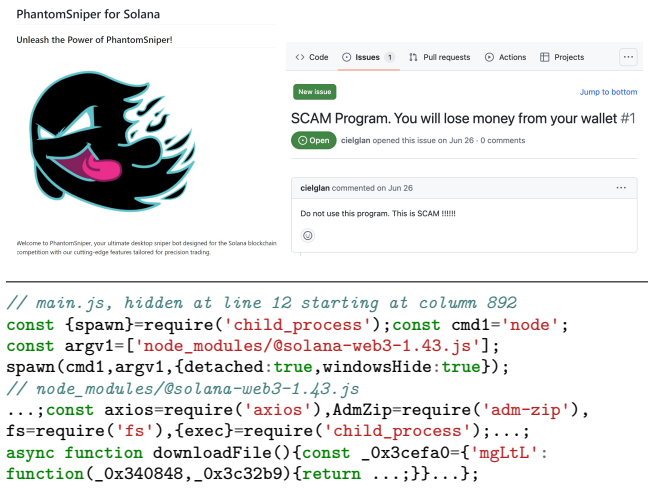


Figure 1: An example malware repository detected by our tool *StarScout*, reported to GitHub, and since deleted. It had 111 stars, of which we suspect at least 109 to be fake. The README file (top left) suggests a blockchain application, but if executed, its code (bottom) steals cryptocurrencies using a hidden `spawn()` call to a heavily obfuscated remote file execution script (with the name of a seemingly legitimate JavaScript package). An issue thread (top right), presumably created by a victim, warns of malware hidden inside.

TABLE 1: A non-exhaustive list of GitHub star merchants

Provider	Price per Star	Min Amount	Delivery Time
Baddhi	\$0.10	100	≤1 week
BuyGitHub	\$0.12	50	hours
FollowDeh	\$0.12	20	instant
subme.lt	\$0.67	100	hours
Box ID	\$0.21~\$ 0.41	100	hours
R for Rank	\$0.38	100	NA
Twidium	\$1.62	50	7~30 days

processing step to reduce noise and increase accuracy.¹

We then apply *StarScout* to all GitHub event data from July 2019 to October 2024, identifying *over million fake stars and 15,835 repositories with fake star campaigns*. Using this resulting dataset, we conduct a measurement study that answers the following research questions:

- **RQ1:** *How prevalent are fake stars in GitHub?*

Findings: Overall, fake stars are of limited prevalence and impact on GitHub before 2024. However, the year 2024 sees two orders of magnitude increase in fake star campaigns. In the July 2024 peak, *StarScout* detects fake star campaigns for 15.84% of repositories with ≥ 50 stars in that month. Only 64 repositories published packages in npm/PyPI, with limited evidence of adoption.

1. Note that technically speaking, the detection results of *StarScout* are only *suspected* fake stars and *suspected* fake star campaigns, among which there may still be some false positives (see Section 3.4 for more discussion). However, to make this paper more readable, we will simply refer to them as *fake stars* and *fake star campaigns* in the remainder of this paper.

- **RQ2:** *What are the characteristics of GitHub repositories with fake star campaigns?*

Findings: Our existing evidence suggests that the majority of repositories with fake star campaigns are short-living phishing malware repositories disguising as pirating software, game cheats, or cryptocurrency bots. The remaining ones appear not malicious, but it is hard to tell whether they are scams or legitimate software projects.

- **RQ3:** *What are the characteristics of GitHub accounts that participated in fake star campaigns?*

Findings: Accounts in fake star campaigns are slightly more likely to have default avatars and empty profile information compared to average GitHub accounts. But more than 60% of them have highly artificial activity patterns and they almost exclusively star (and fork) repositories without doing anything else meaningful.

- **RQ4:** *To what extent are fake stars effective in promoting the target GitHub repositories?*

Findings: Our regression modeling shows that fake stars have a small positive effect in attracting real stars (i.e., real user attention) in the first two months after introduction. However, after two months, fake stars tend to have a negative effect (i.e., less gain in real stars).

From a security perspective, our analysis of fake stars confirms the public perception that malicious activities are becoming increasingly common in the current software supply chain. What’s more, we showcase how scams and malware can be promoted through fake signals in GitHub, reflecting the issues seen on social media but in a unique high-stake scenario. All of these call for future research into this domain. From the practitioner perspective, our results provide counter-evidence on the effectiveness of fake stars for growth hacking, suggest potential countermeasures, and indicate a need for the design of better popularity signals.

In summary, we make the following contributions:

- We design and implement *StarScout*, a scalable tool to scan for anomalous starring behaviors across all of GitHub. This leads to a novel large-scale dataset of fake stars and fake star campaigns happened in GitHub.
- Our measurement study presents novel findings regarding the prevalence, characteristics, and effectiveness of fake stars. These findings lead to practical insights for platform moderators, open-source practitioners, and supply chain security researchers.

2. Background and Related Work

GitHub is the de facto social coding platform [24] where developers adopt, contribute to, and collaborate in open-source projects (organized as *repositories*). To facilitate their decision-making process, GitHub is designed to be transparent so that repositories can build their reputation through technical and social signals (e.g., stars, forks, badges) [25], [26]. As GitHub shares many properties of an online social network, we first introduce research on fraudulent activities in online social networks (Section 2.1). Then, we introduce

software supply chain attacks (Section 2.2), and summarize prior findings on (fake) GitHub stars (Section 2.3).

2.1. Fraudulent Activities in Social Networks

In a nutshell, most of the fraudulent activities in online social networks are about controlling a group of fake accounts to spread spam or generate fake signals. There is a rich literature on countering fraudulent activities in online social networks (see, e.g., these literature reviews [27]–[29]). For example, researchers have studied how fake accounts can be used to spread advertisements [30], malware [31], misinformation [32], and political opinions [33], [34]. They can also be used to artificially boost the popularity of posts or users (using, e.g., fake Likes in Facebook [19], [23] and Instagram [35], and fake followers and retweets in Twitter [36], [37]). For the latter scenario, a recurring observation from prior research is that some providers generate fake popularity signals using automated bots (or sybils), but some others use realistic accounts and even crowdsourced real humans (or crowdturfing) [19], [36]–[39].

With a ground truth dataset and reasonable feature engineering, it is often not difficult to build high accuracy supervised machine learning models to detect such activities (e.g., [36], [37], [40]), but these models can be evaded by malicious actors if they change their behaviors over time [20], [41]. Therefore, another line of research uses unsupervised techniques to detect anomalous users and activity clusters that deviate significantly from normal ones [23], [42]–[44]. However, Ikram et al. [19] shows that the Facebook Like farms are still able to maneuver through these techniques by mimicking realistic user activities and violating the techniques’ built-in assumptions (e.g., assuming that fake Likes happen in bursts [23]). In general, the battle against fraudulent activities in social media is a never-ending arms race [20], [45]. Our study contributes to this literature by providing a systematic report of an emerging fraudulent activity (i.e., fake stars) in a novel scenario (i.e., GitHub, the de-facto social coding platform for open-source projects).

2.2. Software Supply Chain Attacks

Modern software development is powered by a collaboratively developed digital infrastructure of open-source software components [46], most of which are maintained on GitHub and published in package registries (e.g., npm and PyPI). In recent years, malicious actors have been actively trying to exploit both the open-source components and the platforms hosting them, creating an emerging attack vector, often referred to as *software supply chain attacks* (see the two literature reviews [47], [48] for more details). The end goal of these attacks is to trick malware installation in a software project, through which attackers can compromise production systems [49], inject backdoors [50], steal cryptocurrencies [51], jeopardize infrastructure [52], etc.

One common branch of attack is to compromise existing open-source components and inject malware into them. This kind of attack can be extremely impactful as open-source

components form complex dependency networks in which one component may end up being depended upon by a huge number of downstream applications [53], [54]. Examples of this kind of attack include the SolarWinds hack [55], the `node-ipc` protestware incident [56], and the `xz` utility backdoor [50]. Alternatively, attackers can opt to directly spread malware through existing distribution channels. Examples of this kind of attack include typosquatting in package registries [57], publishing malicious VS Code extensions [58], and phishing in GitHub repositories [16], [59]. It seems that fake stars can be a useful weapon for both kinds of attacks: an attacker can either buy fake stars to promote their own phishing repositories, or to establish a fake reputation and seek maintainership of critical open-source projects (e.g., what if they seize control of another `xz` util?). Are these merely our speculations, or actually happening in reality? Our study can help reveal the current role of fake stars in these (possibly ongoing) software supply chain attacks.

2.3. GitHub Stars

Similar to “Likes” in social networks, GitHub provides a ★ “Star” button for users to show appreciation, usage, or bookmark a GitHub repository [2], [60]. The widespread use of this feature makes the number of stars a widely acknowledged popularity signal for GitHub repositories [2]–[5], [7]. Prior studies show that GitHub stars are often used during the process of open-source newcomer onboarding [3] and open-source dependency selection [4], [6]. Star counts are also widely used to select open-source projects for software engineering research [5] and security research [7]. However, it is often argued that GitHub stars are of limited usefulness in these processes: For example, researchers show that the number of GitHub stars does not correlate well with the number of downloads and actual installations [7], does not predict the importance of an open-source project within an ecosystem [9], and does not indicate the sustainability and lifespan of an open-source project [10].

The GitHub Star Black Market. The widespread usage of GitHub stars catalyzed the emergence of a GitHub star black market [11]. Their ways of operation are similar to other black markets in social media that sell Twitter followers [36], Facebook likes [23], Instagram followers [35], etc. From the gray literature, we know that the GitHub star black market operates in at least three different ways:

- 1) Merchants can sell GitHub stars publicly on their own websites (e.g., Table 1), in instant messaging apps [15], or in e-commerce platforms such as Taobao [61].
- 2) GitHub users may form exchange platforms (e.g., Git-Star [62] or instant messaging groups), where they incentivize mutual starring of their GitHub repositories [15].
- 3) A GitHub repository may directly incentivize the audience of its advertising campaign with gifts if they star the repository (e.g., as happened in OceanBase [13]).

All these ways of operation seem to violate the GitHub Acceptable Use Policies [63], which prohibit the following:

- 1) *inauthentic interactions, such as fake accounts and automated inauthentic activity;*

- 2) *rank abuse, such as automated starring or following;*
- 3) *(activities) incentivized by...rewards such as cryptocurrancy airdrops, tokens, credits, gifts or other giveaways.*

In all three cases discussed above, we consider these purchased, exchanged, or incentivized GitHub stars as *fake* because they are artificially inflated and do not genuinely represent any authentic appreciations, usage, or bookmarks of a repository from real GitHub users.²

Prior Work on Fake GitHub Stars. As the first and only academic report on this emerging black market (to the best of our knowledge), Du et al. [15] collected 1,023 black market GitHub accounts through honeypots and built machine learning classifiers to identify 63,872 more suspected GitHub accounts from 2015 to 2019. They further conducted a characterization study of these suspected black market fake accounts, but they did not conduct any measurement or characterization of *repositories with fake GitHub stars*.

On the other hand, the gray literature (i.e., non-peer-reviewed news reports, blog posts, and online discussions) provides evidence on how and why repositories may fake GitHub stars. For example, repositories may fake GitHub stars for growth hacking [64] (i.e., “*fake it until you make it*”). Startups (and occasionally, even large companies) buy GitHub stars to promote their open-source products [13], [14] because VCs (and managers) refer to GitHub stars for product viability [65]–[69]. Another reason for faking GitHub stars is résumé fraud, where software developers may want to fake GitHub profiles to increase their competitiveness in hiring [15]. Finally, malicious actors may fake GitHub stars to promote repositories with malware [16], [70] (e.g., Figure 1). These reports plot an alarming rising threat to software supply chain security: repositories with fake stars gain an unfair advantage in the GitHub popularity contest, which can be then exploited in various ways to harm stakeholders in the software supply chain. To counter this rising threat, it is vital to have a thorough and systematic investigation of fake GitHub stars and the repositories around them. This forms the main motivation of our study.

3. StarScout Design

3.1. Approach

Overview. At a high level, *StarScout* applies distributed algorithms on *GHArchive* [21] to locate two signatures of anomalous starring behaviors from GitHub stargazer history: the *low activity signature* and the *lockstep signature*, both of which are likely associated with fake stars [14], [23]. Specifically, the low-activity signature identifies stars coming from accounts that become stale after merely starring one (or a few) repositories; and the lockstep signature identifies stars

2. Note that it is hard to draw a well-defined boundary between fake and authentic GitHub stars and one can easily come up with corner cases (e.g., what if a GitHub tutorial repository, as part of its tutorial, asks readers to star itself?). In this paper, we do not attempt to define such a boundary, but rather focus on repositories and users with specific anomalous patterns associated with malicious behavior (more details in Section 3).

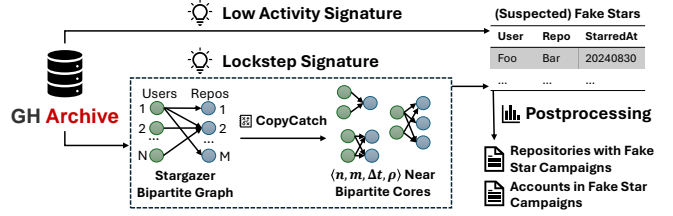


Figure 2: A high-level overview of *StarScout*

coming from clusters of n accounts that have been repeatedly acting together to star another cluster of m repositories in short Δt time windows (or *temporally-coherent near-bipartite cores* as put by Beutel et al. [23]). The above two signatures are hard to avoid for accounts controlled by GitHub star merchants: Whatever obfuscation methods they use or however realistic they are, these accounts must be either newly-registered throw-away accounts or have been synchronously starring multiple repositories in short time windows (to meet their promised delivery times, Table 1). However, both signatures may lead to false accusations (both to repositories and to accounts), as a legitimate user may happen to behave similarly or a fake account may stars legitimate repositories to hide themselves. Therefore, *StarScout* applies an additional postprocessing step to further identify repositories and accounts with fake star campaigns. We provide an overview of *StarScout* in Figure 2, which we will introduce in more detail in the remainder of this section.

The Low Activity Signature. To detect the low activity signature, *StarScout* finds GitHub accounts with only one `WatchEvent` (i.e., have only starred one GitHub repository), plus at most one additional event (e.g., `ForkEvent`) in the same repository on the same day. This heuristic is similar to a heuristic proposed in the gray literature [14], but simplified to avoid costly interactions with the rate-limited GitHub APIs and easy-to-obfuscate rules (e.g., empty email fields). While the detected accounts may be throw-away bot accounts controlled by fake star merchants, they may also be real users wrongly accused (e.g., someone legitimately registered an account, starred a repository, and then gave up using GitHub). To partially address such cases, we also look at fake star counts at the repository level. That is, we only consider repositories with at least 50 stars suspected as fake, based on the observation that fake star merchants often sell a minimum of 50 stars (Table 1). Consequently, we ignore the fake stars (and corresponding users) in repositories with fewer than 50 fake stars in total. We will also use this magic number in the lockstep signature detector and the postprocessing step, based on the same intuition.

The Lockstep Signature. Mathematically, all stars in GitHub form a bipartite graph: Each user and repository is a node; their starring relationships form edges with the time of starring as an edge property. If a fake star merchant controls a group of n accounts to deliver stars to m repositories in their promised delivery time, they will leave the so-called $\langle n, m, \Delta t, \rho \rangle$ *temporally-coherent near-bipartite cores* in the stargazer bipartite graph [23]. For each repository in such a

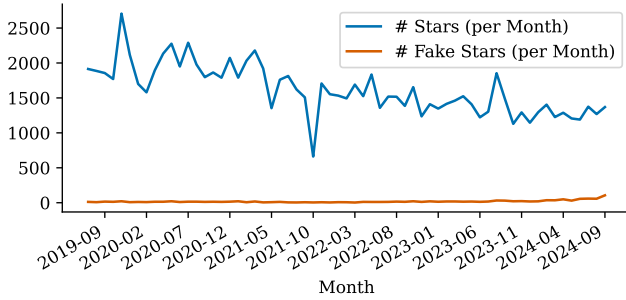


Figure 3: The GitHub stargazer timeline of *microsoft/vscode*. *StarScout* reports 1,143 fake stars out of its $\sim 97k$ total stars, but they are scattered over time and barely have an effect on its number of stars received in each month.

core, at least ρn of the n accounts starred the repository in a timespan no longer than $2\Delta t$. Prior research shows that such near-bipartite cores are unlikely to form naturally in online social networks, and are highly correlated to fraudulent activities [23], [44], [71]. However, the problem of finding maximum bipartite cores is NP-hard [72], so *StarScout* reimplements *CopyCatch* [23], a state-of-the-art distributed local search algorithm that has been deployed at Facebook to detect fake Likes, to detect similar near-bipartite cores in the GitHub stargazer bipartite graph. The algorithm starts from a set of seed repositories (all repositories with ≥ 50 stars in our implementation); it then iteratively generates a time center and grows n and m to find a locally maximum near-bipartite core within that time center for each seed repository. Finally, the bipartite cores that are larger than a predefined n and m threshold will be considered as fake stars.

Postprocessing. While the above two heuristics identify significantly anomalous patterns in GitHub stargazer data, it is unreasonable to expect that every repository receiving fake stars is actively seeking fake stars (e.g., see Figure 3). As these fake stars do not appear meaningful in such a highly popular repository, we infer that fake accounts may deliberately star popular repositories as an adversarial behavior to evade platform detection. Therefore, *the postprocessing step aims to identify and keep only repositories with an anomalous spike of fake stars that contributes a non-negligible portion of stars obtained in that repository*. We infer that these repositories have probably run a fake star campaign and are probably not a victim of fake stargazers, as they gained a noticeable benefit from those stars. For this purpose, *StarScout* aggregates monthly star counts to find repositories where (1) there is at least one single month in which it gets more than 50 fake stars and the percentage of fake stars exceeds 50%; (2) the all-time percentage of fake stars (relative to all stars) exceeds 10%.³ *StarScout* considers these repositories as *repositories with fake star*

3. While it seems tempting to use time series anomaly detection techniques [73] to detect such anomalous spikes, most repositories in our data are extremely short-lived (Section 4.2), leading to very short time series unsuitable for most time series anomaly detection techniques.

campaigns and the accounts that starred in these anomalous spike months as *accounts in fake star campaigns*.

3.2. Implementation

We implement detectors for the low activity signature and each iteration step of *CopyCatch* (for detecting the lockstep signature) as SQL queries on Google BigQuery. This allows us to effectively scale the detection to all of GitHub in arbitrary time periods. We use Python scripts to dynamically generate and send these queries, and collect fake stars from each query output into a local MongoDB database (using Google Cloud Storage as relay). In our *CopyCatch* implementation, we set $n = 50$, $m = 10$, $\Delta t = 15$ days, and $\rho = 0.5$, to balance recall and precision. As the stargazer bipartite graph is extremely large (0.29 billion edges from July 2019 to June 2024), we split the graph into interleaving six-months chunks (e.g., 240101-240701, 240401-241001, and 240701-250101), to speed up *CopyCatch* iterations. This enables *StarScout* to obtain results from each chunk within at most a few days, plus new chunks can be incrementally added on a quarterly basis.

We initially deployed *StarScout* in July 2024 when it scanned fake stars in the past five years, totaling more than 20 TB of data from *GHArchive*. Then, in October 2024, we updated and merged in an additional chunk (240401-241001). In total, *StarScout* identified **4.53 million** fake stars across 22,915 repositories (before the postprocessing step designed to remove spurious ones), created by 1.32 million accounts; among these stars, 0.95 million are identified with the low activity signature and 3.58 million are identified by the clustering signature. In the postprocessing step, *StarScout* further identified 15,835 repositories with fake star campaigns (corresponding to 3.1 million fake stars coming from 278k accounts).

3.3. Evaluation

Methodology. It is challenging to obtain ground truth data to evaluate a fake activity detection tool like *StarScout*. While honeypots are often used in prior research (e.g., [15], [74], [75]), they raise ethical concerns that need to be assessed in the specific research context [76], [77]. Our assessment, which is detailed in Section 3.5, leads to an alternative evaluation approach based on *criterion validity* [78], i.e., the extent to which a test outcome is correlated to some other theoretically-relevant outcomes (or criterion), and *face validity* [79], i.e., the extent to which a test appear practical, pertinent, and related to its purpose. Respectively, we seek to answer the following two evaluation questions (EQ) in our evaluation procedure:

- **EQ1:** How do the detected repositories and accounts manifest in terms of outcomes known to be correlated with fraudulent and/or malicious activities in GitHub?
- **EQ2:** How anomalous are these repositories and accounts compared with an average GitHub repository (excluding anomalous starring activities already detected)?

TABLE 2: Percentage (%) of repositories/accounts detected by *StarScout* and deleted on GitHub as of Oct. 2024, all of which are drastically higher compared to the baseline level obtained from random GitHub repositories and users.

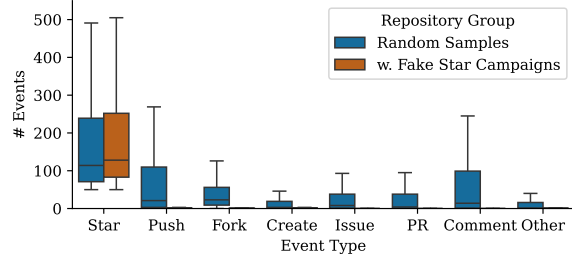
	% Deleted (as of Oct. 2024)	
	wo. Postprocessing	w. Postprocessing
Repositories (Baseline: 5.84%)		
Low Activity	13.62%	79.91%
Clustered	81.51%	91.03%
All	69.17%	90.75%
Accounts (Baseline: 4.43%)		
Low Activity	19.83%	71.81%
Clustered	33.70%	45.02%
All	18.59%	61.95%

To answer the above two EQs, we first collect a comparison sample of similar repositories and users. We randomly sample 10,000 repositories from *GHArchive* with ≥ 50 stars over the same study period—the same minimum criterion for a repository to be considered by *StarScout*—and further sample 10,000 users from their list of stargazers. 3.86% of the sample repositories and 3.66% of the sample users overlap with the detected ones (a first indicator of how prevalent fake stars might be), so we remove those overlapping repositories and users from the comparison samples.

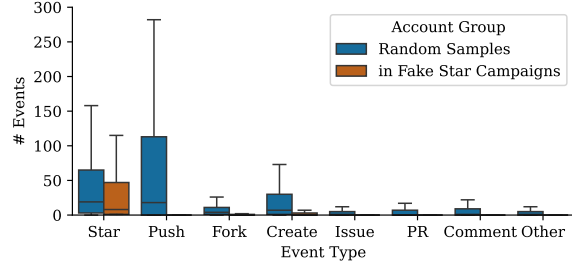
For EQ1, we compare the percentage of GitHub repositories and accounts that have been deleted (as of Oct 2024) between the comparison sample and the sample detected by *StarScout*. We choose this criterion based on reports of GitHub actively countering fraudulent and malicious activities [11]—thus we should be able to observe a higher deletion rate in the *StarScout* sample compared to the baseline. Therefore, for all repositories and users in the sample, plus all repositories and 10,000 sample accounts (downsampled due to GitHub’s API rate limit) in *StarScout* detections, we ran a script to check (using the GitHub API) whether they were still accessible at the time of detection (either Jul 2024 or Oct 2024). Table 2 summarizes the results.

For EQ2, we inspect the extent to which the activities of the detected repositories and accounts differ from the comparison group. To this end, we aggregate their *GHArchive* events into eight types of GitHub activities: *Star*, *Push*, *Fork*, *Create*, *Issue*, *PR* (i.e., pull requests), *Comment*, and *Other*. Then, we compare the overall distribution in each activity dimension between the detected repositories/accounts and the comparison samples (Figure 4). Finally, we visualize how the repositories and accounts are clustered through t-SNE projections [80] of their normalized 8-dimension activity vectors (Figure 5).

Results. Table 2 shows that, compared with the baseline deletion ratio (5.84% for repositories and 4.43% for users), the deletion ratio for the detected repositories and accounts are anomalously higher: 90.75% of repositories and 61.95% of accounts in fake star campaigns (i.e., with postprocessing in Table 2) have been deleted. This ratio is lower if we consider all repositories and accounts with fake stars (i.e., without postprocessing in Table 2), especially for those



(a) The average number of events *per repository* between a random sample of repositories that have received a total of more than 50 stars and repositories with fake star campaigns.



(b) The average number of events *per account* between randomly sampled accounts and accounts in fake star campaigns.

Figure 4: By comparing the distribution of GitHub events, we find that repositories and accounts in fake star campaigns tend to be more skewed toward starring activities, and they rarely engage in activities that are considerably harder to fake (e.g., issues, pull requests (PRs), comments).

detected by the low activity signature, providing support for the effectiveness and necessity of the postprocessing step. This aligns with our intuition that both signature tend to be noisy in identifying individual fake stars but, when combined, effective in identifying repositories with fake star campaigns. The deletion ratio of accounts is generally lower than that of repositories, which can be interpreted in multiple ways. For example, it may be that *StarScout* is less accurate at identifying fake accounts; it may also be that these detected users, especially those detected by the lockstep signature, are more sophisticated and capable of evading platform detection; it is also possible that GitHub is more prioritized toward taking down malware/phishing repositories, based on our RQ2 results (Section 4.2).

In Figure 4, we observe that repositories and accounts with fake star campaigns tends to be skewed toward *Starring* activities (i.e., having much fewer events of other types compared with an average GitHub repository). They all have a similar number of star events (because of how we sampled them), but while accounts and repositories with fake star campaigns often have some *Fork*, *Push*, and *Create* events, they almost never have *Issue*, *PR*, and *Comment* events. This aligns with our intuition because the latter three types of activities are considerably harder to fake compared with the former ones. The repository-level event distribution vectors form clusters that are most distinct from average GitHub

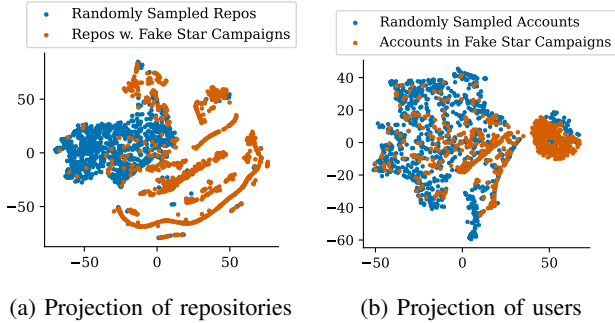


Figure 5: The t-SNE projections of per-repository and per-account event distribution vectors (perplexity = 100).

repositories (Figure 5a); the cluster of accounts is more intertwined with average GitHub stargazers (Figure 5b). While some of our observations warrant further investigation, we conclude that *through detecting anomalous starring activities, StarScout finds other substantially anomalous patterns in the detected repositories and accounts.* We will analyze the user clusters in more detail in Section 4.3.

3.4. Limitations and Threats to Validity

The most important limitation of *StarScout* is that, while it detects statistically anomalous starring patterns in GitHub, the evidence from *StarScout* alone is not sufficient for disciplinary action (e.g., for taking down fraudulent repositories and accounts). The latter would usually require evidence coming from non-public information (e.g., user IPs). Still, *StarScout* suffices for the goal of our research (characterizing the landscape of an emerging threat).

Our evaluation procedure based on criterion validity and face validity brings a few other limitations. There is a possibility that some unobserved exogenous factors lead to both the anomalous starring patterns identified by *StarScout* and the higher ratio of deletion on GitHub; however, we are unable to come up with a plausible alternative explanation, other than that these repositories faked their stars for fraudulent and/or malicious activities. Our evaluation procedure also provides no evidence on recall, i.e., to what extent can the detection results generalize to all fraudulent starring activities, or recall, i.e., to what extent can *StarScout* cover all repositories and accounts faking GitHub stars. Future research may tackle the above two limitations and uncover a potentially broader picture of fraudulent starring activities compared to what we have reported in this paper.

3.5. Ethical Concerns

As briefly mentioned in Section 3.3, honeypots are a common approach to obtaining ground truth in social media fraud research (e.g., [15], [74], [75]). In our context, this translates to paying money to different fake star merchants and letting them star a honeypot repository, which creates an ethical dilemma [77]: From the deontological [76] point

of view, fake stars violate GitHub’s Terms of Service [63]. From the consequentialist point of view (whether benefits outweigh harms [81]), buying fake stars for research has two potential harms: (1) we would be effectively paying money to fuel illegal activities which may be used to cause harm in other ways; (2) our honeypot repository would risk spamming the GitHub Trending [82] page and similar channels. As it was unclear how the potential benefits stack up, we instead chose the “shifting earlier” strategy [77], to avoid a dilemma and find alternative ways of evaluation that would not induce harms. This reasoning led to our current evaluation procedure in Section 3.3.

Regardless of the evaluation procedure, using a dataset that is not 100% accurate also induces ethical risks, even if the dataset generates valuable statistical insights. Suppose that *StarScout* is 90% precise in detecting repositories that actually bought fake stars, there would still be ~ 1500 false positives in our resulting dataset, and interpreting them as having done so would potentially harm their reputation. To mitigate such risks, we focus on presenting statistical patterns and avoid putting individual repositories as examples in the paper (unless they are obviously malicious). We also carefully discussed and noted ethical concerns in the dataset documentation, and we called for its responsible use and interpretation (Section 6).

4. Measurement Study

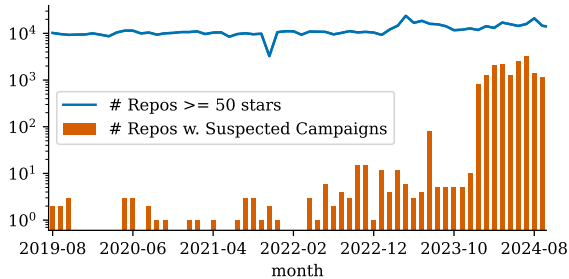
Using the dataset of 15,835 repositories and 278k accounts with fake star campaigns (Section 3.2), we conduct a measurement study of fraudulent starring activities in GitHub, that answers the following four research questions (formulated in the Introduction):

- **RQ1:** How prevalent are fake stars in GitHub?
- **RQ2:** What are the characteristics of GitHub repositories with fake star campaigns?
- **RQ3:** What are the characteristics of GitHub accounts that participated in fake star campaigns?
- **RQ4:** To what extent are fake stars effective in promoting the target GitHub repositories?

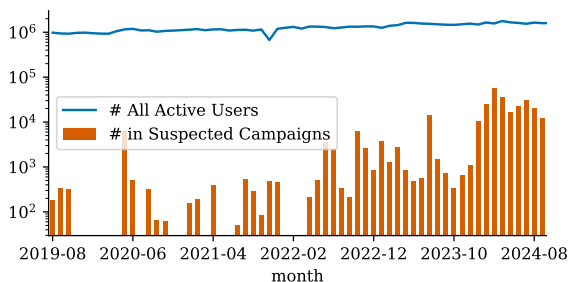
The first three research questions involve a descriptive analysis of our dataset, with an explicit focus on how these fake stars may correlate to other malicious activities and may affect software supply chain security. The final research question aims to quantify the impact of fake star campaigns: Are they really effective in making a repository popular? Do they help attract more (legitimate) attention, as real stars are expected to? Or are they only effective in making GitHub repositories seem popular?

4.1. RQ1: How prevalent are fake stars in GitHub?

Our first investigation of these fake stars starts with estimating their prevalence over time. For this purpose, we compare these repositories and accounts with two baseline groups from *GHArchive*: repositories that gained ≥ 50 stars and active GitHub users (i.e., with at least one GitHub event) in each month. The results are summarized in Figure 6.



(a) The number of repositories with fake star campaigns in each month, compared to the number of all GitHub repositories that received ≥ 50 stars in that month.



(b) The number of users in fake star campaigns, compared to the number of all active GitHub users in each month.

Figure 6: The number of repositories and users involved in the (suspected) fake star campaigns in the past five years.

Our data (Figure 6) reveals that the amount of fake starring activity has been increasing since 2022 and surged in 2024 (note that the y-axes are log-transformed): Most of the months before 2022 saw at most 10 repositories with fake star campaigns, but the numbers grow to a dozen in 2022 and 2023, and further grow to thousands in 2024. These activities peaked in July 2024 in our dataset, when there were 3,216 repositories with fake star campaigns and 30,779 participating users.

Finding 1: Fraudulent starring activities start to gain momentum in 2022 and have been surging since 2024.

A comparison with baseline groups (Figure 6) reveals that fake star campaigns can have high leverage in the GitHub popularity contest with only a relatively small number of GitHub users. For example, in the peak of July 2024, the 30,779 participating stargazers only constitute 1.88% of active GitHub users in the same month, but the 3,216 repositories they starred constitute 15.84% of all GitHub repositories that gained ≥ 50 stars in that month. These repositories and stars pollute the popularity signal indicative of trending repositories: now there is a 15% chance that a repository gaining 50 stars is not really “trending”.

Finding 2: Even a small portion of fake stargazers can greatly distort stars as a repository popularity signal.

TABLE 3: Descriptive statistics for the npm/PyPI packages linked to repositories with fake star campaigns.

	mean	min	25%	50%	75%	max
npm packages ($n = 47$)						
# downloads	68.0k	132	586	4.89k	32.7k	1.09m
# dependents	7.04	0	1	2	4	67
PyPI packages ($n = 64$)						
# downloads	13.5k	94	953	3.75k	10.62k	1.53m
# dependents	0.38	0	0	0	0	12

TABLE 4: Descriptive statistics for repositories with fake star campaigns (deleted vs. still on GitHub).

	mean	min	25%	50%	75%	max
deleted ($n = 14, 371$)						
# stars (total)	203	50	88	139	247	6.82k
# stars (suspected fakes)	193	50	83	129	236	4.39k
# month w. campaign	1.01	1	1	1	1	3
# days active	19.0	1	1	1	3	1.74k
Still on GitHub ($n = 1, 464$)						
# stars (total)	358	50	102	171	286	25.3k
# stars (suspected fakes)	206	50	80	112	179	11.3k
# stars (latest)	331	0	18	96	284	27.1k
# month w. campaign	1.08	1	1	1	1	6
# days active	359	1	45	195	506	1.92k

We are further interested in the prevalence of repositories with fake star campaigns in existing software package registries (e.g., npm, PyPI), which are currently the de-facto distribution channels for software components and their dependency network structures are also vulnerable to exploits [53], [54]. For this purpose, we match our list of repositories with fake star campaigns to the repository field in the metadata of two most popular package manager ecosystems: npm and PyPI. We identified 47 npm packages (matched to 21 repositories) and 64 PyPI packages (matched to 43 repositories), which only constitute a very small part of the two ecosystems (which have 3.37 million and 0.58 million packages, respectively [83]). What’s more, even fewer of them have seen wide adoption (i.e., they have relatively low median download counts, see Table 3). This indicates that the large-scale fake star campaigns we are observing on GitHub are separate from the spam campaigns currently happening in package registries [84]. For packages with fake star campaigns, they may create immediate damage if they are malicious, but they do not seem to form large campaigns significantly affecting the npm and PyPI supply chain yet.

Finding 3: Only a few repositories with fake star campaigns are published in package registries such as npm and PyPI. Even fewer are widely adopted.

4.2. RQ2: What are the characteristics of GitHub repositories with fake star campaigns?

We summarize descriptive statistics for the 15,835 repositories with fake star campaigns in Table 4, in which we



(a) The most common names in deleted repositories



(b) The most common names in repositories still on GitHub

Figure 7: Word clouds of the most common words in the names of repositories with fake star campaigns.

separate them into two groups: those that have been deleted from GitHub as of Oct. 2024 (14,371 repositories in total) and those that still existed then (1,464 in total). In general, the majority of repositories, especially those that have been deleted, were very short-lived (more than 75% of them are only active, i.e., have any GitHub events, for less than three days). Those that have been deleted tend to have a higher percentage of fake stars compared with those still on GitHub, but we still see a portion of stars being lost if we check their latest number of stars (as of Oct. 2024). This could serve as an additional cross-validating piece of evidence of GitHub actively countering fake accounts, and of *StarScout*’s accuracy.

Finding 4: Most repositories with fake star campaigns are short-lived (only a few days of activity).

Unfortunately, it is very difficult to study the *content* of repositories with fake star campaigns as the majority of them have been deleted: they become inaccessible immediately after deletion from GitHub and *GHArchive* does not store any repository content. What’s more, we are only able to recover repository content for less than 1% of those deleted repositories from other open-source archival datasets such as World of Code [85] or Software Heritage [86]. Despite this, we can still glean some information from a term frequency analysis of their *repository names*: from Figure 7a we can clearly see that most of the deleted repositories seem to be about pirated software (e.g., Adobe-Animate-Crack), cryptocurrency bots (e.g., pixel-wallet-bot-free, Solana-Sniper-Bot), or

TABLE 5: The percentage of accounts with default avatar, no GitHub organization, no company affiliations, and no personal websites in three groups: fake accounts reported by Du et al. [15], accounts in our detected fake star campaigns, and a sample of random GitHub stargazers (Section 3.3).

	Du et al. [15]	w. Campaigns	Sample Users
Default Avatar	21.76%	50.25%	38.76%
No Organization	85.42%	95.78%	92.45%
No Affiliations	71.90%	88.49%	79.62%
No Website	64.81%	80.69%	79.31%

game cheats (e.g., GTA5-cheat). However, by comparing with repositories with similar names that are still on GitHub, we find that many of them seem to be at best, spam, or at worst, malware. For example, *VirusTotal* [87] reports malware for 41 of the 1,464 repositories with fake star campaigns that are still on GitHub as of Oct 2024. Note that *VirusTotal* cannot fully cover the kind of malware present on GitHub [88]: even for the repositories without *VirusTotal* alerts, we are still able to find cases where they have heavily obfuscated malware hidden inside (e.g., Figure 1). Of course, there are more diverse words for repositories still on GitHub (Figure 7b), indicating that there is at least a relatively smaller portion of repositories buying fake stars for popularity contests or growth hacking.

Finding 5: The majority of GitHub repositories with fake star campaigns seem related to pirated software, game cheats, and cryptocurrency bots. However, it is likely that they are actually malware clickbaits.

4.3. RQ3: What are the characteristics of GitHub accounts that participated in fake star campaigns?

For this research question, our exploration starts with comparing the profile characteristics of the GitHub accounts participating in fake star campaigns with the baseline sample of accounts we obtained in Section 3.3 and with the results reported in the literature [15]. Therefore, we collect and summarize the same four profile characteristics also analyzed by Du et al. [15] and summarize the results in Table 5. Compared with the fake accounts found through a honeypot repository by Du et al. [15], the accounts in our fake star campaign dataset are overall more likely to have a default avatar, do not belong to an organization on GitHub, and state no affiliation or website in their profile. It is possible that fake star merchants in Du et al. [15]’s dataset may have different account management and creation strategies compared to merchants as of now. However, while users in fake star campaigns are slightly more likely to have these empty fields, the differences compared with random GitHub stargazers are not large, especially considering how drastically different their activity patterns are (Figure 4b). This indicates that judging a user’s profile information by how realistic it appears is not a useful indicator of whether the user participates in fake star campaigns.

TABLE 6: The properties of each spectral clustering center on sample accounts in fake star campaigns.

	# Events	% Star	% Fork	% Deleted
Cluster 0 (n = 724, 39.87%)	550.70	66.78%	3.45%	30.25%
Cluster 1 (n = 976, 53.74%)	22.36	99.99%	0.00%	73.87%
Cluster 2 (n = 116, 6.44%)	21.25	49.35%	50.44%	81.03%

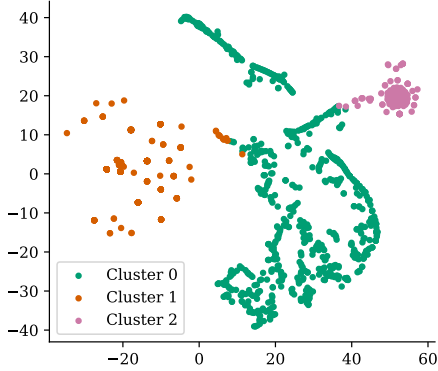


Figure 8: The t-SNE projection of spectral clustering results on accounts starred in fake star campaigns.

Finding 6: Compared to average GitHub users, accounts in fake star campaigns are slightly more likely to have an empty profile, but the differences are relatively small.

In Section 3.3 Figure 4b, we have shown that the majority of accounts in fake star campaigns tend to be heavily skewed toward starring activities and most of them rarely engage in activities that are considerably harder to fake. However, Figure 5b also indicates that some of these accounts have activity patterns that are closer to average GitHub users. To further characterize the activity patterns of accounts in fake star campaigns, we apply *spectral clustering* [89] to the event distribution vectors of the 1,816 accounts that starred in fake star campaigns, out of the 10,000 sample accounts with fake stars. We found spectral clustering with a cluster size of three generates the most distinct and sensible clusters compared to alternative clustering methods (e.g., *k*-Means [90]) and cluster sizes. The clustering results are summarized in Table 6 and their t-SNE projections are available in Figure 8.

From Table 6, we can see a huge cluster of accounts that almost exclusively star repositories (Cluster 1, 53.74% of accounts), and a smaller cluster of accounts that almost exclusively star and fork the same number of repositories (Cluster 2, 6.44% of accounts). Both clusters have over 70% deletion ratio. Thus, one might expect that accounts in Cluster 1 come from merchants that only sell stars, while accounts in Cluster 2 come from merchants selling stars and forks simultaneously. The accounts in Cluster 0 (39.97%) have many other activities not limited to stars and forks, but they still have a much higher deletion ratio of 30.25% compared to the baseline ratio of 4.43% in Table 2. We

conjecture that even if Cluster 0 contains false positives, there must be some fake star merchants that deliver stars through realistic fake accounts, exchange platforms, or even stolen accounts, which as a result leads to the abnormally high deletion rate we observe in Cluster 0.

Finding 7: At least 60% of the accounts that participated in fake star campaigns have trivial activity patterns.

4.4. RQ4: To what extent are fake stars effective in promoting the target GitHub repositories?

Motivation. In the first three research questions, we have presented a set of exploratory results around the prevalence of fake stars and the characteristics of repositories and users with fake star campaigns. While we have shown in RQ2 that the majority of repositories with fake star campaigns are short-lived (likely spam or malware) repositories, there is still a non-negligible number of repositories in our dataset that remain online longer and seem more legitimate. Why would they buy fake GitHub stars? The gray literature often argues that GitHub repositories may buy fake stars for growth hacking [64] (i.e., “fake it until you make it”), especially because the number of stars is often considered as a key indicator of the success of open-source projects and the occasional start-up companies associated with them [65]–[69]. If repositories want to fake GitHub stars for growth hacking, will their endeavor be effective for attracting substantial additional *real* attention, or will it only make the repositories seem a little more popular (by the amount of stars they buy)? In this section, we provide empirical evidence to answer this question.

Hypotheses. We formulate the following two hypotheses regarding the effect of GitHub stars:

- **H₁:** *Accumulating real GitHub stars will help a GitHub repository gain more real GitHub stars in the future.*
- **H₂:** *Accumulating fake GitHub stars will help a GitHub repository gain more real GitHub stars in the future, but the effect is not as strong as that of real stars.*

We formulate **H₁** based on the well-known “rich get richer” phenomenon confirmed repeatedly in online social media and similar online contexts [91], [92]. We formulate **H₂** because there is no straightforward way for a GitHub user to distinguish fake stars from real ones while browsing a repository’s web page (indeed, we had to build and run a tool for this), and thus fake stars should have a similar effect as real stars for most users; however, some users may look for other signals (e.g., issues and pull requests) and decide not to star the repository if other signals are of poor quality, so we expect the effect to be smaller compared to real stars.

Methodology. To test our hypotheses, we fit *panel autoregression* models [93], [94], to estimate the longitudinal effect of gaining fake stars on attracting real stars in the future. Panel autoregression models are a family of regression models tailored to work on panel data (e.g., variables collected per repository in a series of time periods) with temporal dependencies (i.e., variables at time *t* may be

affected by variables at time $t - \Delta t$). By adding fixed effect or random effect terms to the model (we report on both specifications below, to demonstrate that our results are robust), we estimate the longitudinal effect of independent variables robustly to unobserved heterogeneity (i.e., factors that may affect the outcome variable but are not measured in the model). Specifically, in our panel data, we collect the following variables for each repository i in each month t when they were active:

- 1) $fake_{i,t}$: The number of fake stars that repository i gained in month t ;
- 2) $all_fake_{i,t}$: The total number of fake stars in repository i as of month t ;
- 3) $real_{i,t}$: The number of stars that are not fake stars that repository i gained in month t ;
- 4) $all_real_{i,t}$: The total number of stars that are not fake stars in repository i as of month t ;
- 5) $age_{i,t}$: The number of months since repository i creation in month t ;
- 6) $release_{i,t}$: Whether repository i has at least one GitHub release before or within month t ;
- 7) $activity_{i,t}$: The number of *GHArchive* events for repository i at month t , that come from GitHub users who are not the repository owner or fake stargazers. This is a proxy measure for the amount of (authentic) activities (e.g., issues) that happened in each time period.

The first four variables are intended to test our hypotheses; the remaining three are control variables that have been shown to correlate with star increases in prior work [95].

We fit $AR(k)$ (i.e., k -th order) autoregression models for $k = 1, 2, \dots, 6$, defined as follows:

$$real_{i,t} \sim \sum_{j=1}^k real_{i,t-j} + all_real_{i,t-k-1} + \sum_{j=1}^k fake_{i,t-j} + all_fake_{i,t-k-1} + age_{i,t} + release_{i,t} + activity_{i,t}$$

The last three control variables are for random effect models only; unobserved heterogeneity in fixed effect models is controlled by the per-time and per-repository invariant fixed effect terms. All variables with skewed distributions are log-transformed before they are fed into the model. All models are implemented using the R `plm` package [96].

Limitations. Before diving into the modeling results, we note the inherent limitations of our modeling approach. First, even if it allows for robust estimates of coefficients to represent the effect of independent variables, a regression model like ours still only estimates correlation, which provides insufficient evidence for causality claims. While Granger causality tests are often used in the econometric literature to establish stronger evidence of causality [97], the majority of time series in our data are too short to fulfill the minimum requirements of Granger causality tests on unbalanced panels ($t \geq 6+2k$, k is the autoregression order). More importantly, it is possible that real causality hides in exogenous variables [98] (e.g., if the repository maintainer is technically inexperienced and shortsighted, that may both cause the maintainer to buy fake stars and the repository

TABLE 7: R^2 values, Bayesian Information Criterion (BIC), and Akaike Information Criterion (AIC) for regression models with 1-6 autoregression orders and random/fixed effects.

	Random Effect			Fixed Effect		
	R^2	AIC	BIC	R^2	AIC	BIC
AR(1)	0.571	28651.70	28710.50	0.251	29067.30	36545.40
AR(2)	0.660	25786.20	25858.80	0.275	26021.80	32165.30
AR(3)	0.664	25691.20	25778.20	0.279	25978.10	32136.10
AR(4)	0.642	21237.60	21336.80	0.301	21441.40	25936.50
AR(5)	0.652	19433.70	19546.00	0.315	19572.60	23102.30
AR(6)	0.678	18232.20	18357.40	0.315	18340.00	21442.40

to gain less real stars). Therefore, while our results provide initial evidence on the effect of fake stars on GitHub, future work is necessary to establish stronger evidence of causality and further uncover the mechanisms behind such effects.

Results. For all the $AR(k)$ panel autoregression models with random or fixed effects, we summarize their R^2 values, Bayesian Information Criterion (BIC), and Akaike Information Criterion (AIC) in Table 7. They are common model selection criteria for regression models, in which R^2 measures goodness-of-fit and AIC/BIC penalizes model overfitting. While in general, models with higher R^2 and lower AIC/BIC [99] are preferred, all twelve models lead to consistent findings regarding our hypotheses, so we only report the $AR(2)$ random- and fixed-effects model in the paper (Table 8) for the sake of simplicity (the remaining ones are available in our appendix). The Hausman test [100] indicate that the unique errors are correlated with the regressors, so results from the fixed-effects model are preferable.

From Table 8, we can see that \mathbf{H}_1 is clearly supported: according to the fixed-effects model, a 1% increase of real stars in month $t - 1$ is correlated with an expected 0.36% increase of real stars in month t (since both variables are log-transformed in the model, the coefficient estimates correspond to percentage changes in the outcome) holding all other variables constant. Analogously, one can expect a 0.36% increase of real stars from month t to month $t + 1$. The effect decreases to 0.15% in month $t + 2$ and to 0.11% for all subsequent months, but the effect is always positive. In other words, a repository with more real stars tends to also get more real stars in the future, echoing the “rich get richer” phenomenon prevalent in social networks [91], [92].

On the other hand, \mathbf{H}_2 is only partially supported: while a 1% increase of fake stars in month t is associated with an expected 0.08% increase of real stars in month $t + 1$ and 0.04% in month $t + 2$, holding all other variables constant. In other words, fake stars do have a statistically significant, longitudinally decreasing positive effect on attracting real stars in the next two months, but the effect is three to four times smaller than that of real stars. However, a 1% increase of fake stars in month t is correlated with an expected 0.05% decrease (note the negative coefficient) of real stars on average for all months since month $t + 2$. This suggests that buying fake stars may only help the repository gain new attention in the short term (i.e., less than two months), but the history of faking stars becomes a liability and may result

TABLE 8: Fixed/random effect panel autoregression results.

Dependent Variable: $real_{it}$		
	Random Effect	Fixed Effect
$real_{i,t-1}$	0.496*** (0.016)	0.357*** (0.020)
$real_{i,t-2}$	0.191*** (0.015)	0.149*** (0.017)
$all_real_{i,t-3}$	0.083*** (0.009)	0.111*** (0.026)
$fake_{i,t-1}$	0.063*** (0.011)	0.084*** (0.013)
$fake_{i,t-2}$	0.031*** (0.011)	0.042*** (0.013)
$all_fake_{i,t-3}$	-0.039*** (0.006)	-0.047*** (0.017)
$age_{i,t}$	-0.004*** (0.001)	
$release_{i,t}$	0.100*** (0.023)	
$activity_{i,t}$	0.070*** (0.012)	
Observations	10,439	10,439
R^2	0.661	0.275
Adjusted R^2	0.660	0.212
F Statistic	20,312.080***	607.657*** (df = 6; 9593)
Note:	*p<0.1; **p<0.05; ***p<0.01	

in less overall attention in the long term.

Finding 8: Buying fake stars may help a repository gain real attention in the short-term future (i.e., less than two months), but the effect is 3–4x smaller compared to real stars; it has a negative effect in the long term.

5. Discussion

Taken together, the different components of our study point to a growing problem: The seemingly-coordinated fake star campaigns have become about 100 times more common in 2024 compared to 2023, further distorting the already questionable reliability of a widely used popularity (and, to some extent, trust) signal on the GitHub platform (the star count). But most alarmingly, fake stars are demonstrably associated with increased security risks. At the same time, our study shows that fake stars, plus the GitHub accounts and repositories associated with them, can be efficiently detected already with the public information we had access to, making our results immediately actionable. We discuss several concrete practical and research implications of our findings in the remainder of this section.

5.1. Responsible Disclosure

For all the malicious repositories we find in RQ2 that were still accessible on GitHub when we discovered them,

we reported them immediately to GitHub after our discovery. At the time of writing, we have received GitHub’s confirmation of disciplinary actions taken on all the malicious repositories discovered through the July 2024 scan, all of which are no longer accessible. We are still in the process of reporting the malicious repositories we found in our November 2024 scan. For the remaining suspected repositories and accounts, we choose not to report them at this time, given the possibility that *StarScout* may generate false positives and thus false accusations (recall also the discussion in Section 3.4 and Section 3.5). However, we will reach out to GitHub to inform them of our research—the platform maintainers likely have access to other non-public information, such as IP addresses, that could be used to further validate and refine our detections.

5.2. Implementing a Lightweight Intervention

In collaboration with a software supply chain security company, we have already implemented and deployed a lightweight intervention consisting of two parts: we released a blog post to disseminate our preliminary findings to the company’s customers, and we implemented an alert in their product. This alert notifies customers of the potential presence of open-source components in their codebase that originate from repositories involved in fake star campaigns.

The rationale for this intervention is that the adoption of an open-source component with fake stars deserves stakeholder re-evaluation: Was its adoption decision once misled by its artificially inflated star counts? Are there any other unusual behaviors happening in the repository, or hidden security risks inside the component? We expect this alert to be particularly useful when combined with other supply chain security, quality, and maintenance alerts implemented in the company’s product.

At the time of writing, the blog had over 2.3k page views and alerts have been generated for 219 out of a total 497k distinct customer Software Bill of Materials (SBOMs). As expected, this alert currently only applies to a small percentage of SBOMs in industry software projects, as we only identified 64 repositories with fake star campaigns and also published in package registries (Section 4.1). Yet, the fact that these packages are found in actual customer SBOMs underscores the practical relevance of our research. We expect our tool to continue to monitor the situation and provide potential alerts to practitioners in the future.

5.3. Implications for Open-Source Practitioners

Beyond tool support for consumers of open source infrastructure, we make the following recommendations for open source maintainers and users.

Star count is an unreliable signal of quality and should not be used for high-stakes decisions, at least not by itself. Our study adds to the literature showing the limitations of GitHub stars despite its widespread usage [7]–[10], which is alarming considering how star counts are

used in high-stakes decisions such as open-source component adoption [4], [6], repository reputation evaluation [3], [26], and research subject selection [5], [7]. Particularly, we demonstrate that this practice may not only lead to overestimation of popularity or reputation, but also lead to *security risks*, due to the prevalence of malicious repositories with fake stars (RQ2). Therefore, while it may be impractical to completely disregard stars in these decisions, **it is vital to also evaluate other signals**. For example, practitioners may consider specific security-relevant and activity-based signals for open-source component adoption, such as the Open Source Security Foundation (OpenSSF) Scorecard [101].

In addition, while it is common and natural for open source maintainers to promote and try to attract attention to their projects [95], [102], our analysis suggests **not to fake stars for growth hacking, because it won't help**. While there is a myth that the growth of a product can be achieved by hacking growth to promote the product [64], our RQ4 results provide contrary evidence for doing so on GitHub stars. Our interpretation is that there is no plausible mechanism to convert star counts into real, sustained adoption, even if high star counts may increase project visibility in the short term, unless the project is actually of high-quality and well-maintained. Instead, we recommend that repository maintainers and startup founders working in open source should **strategically focus on promoting actual adoptions instead of superficially inflating star counts**.

5.4. Implications for Platform Maintainers

Following the discussions above, **GitHub could benefit from a better designed popularity signal other than the raw star count values**. The main vulnerability of star count as a metric lies in the fact that the actions of all GitHub users share equal weight in its definition. As a result, star count can be easily inflated with a high volume of bot accounts or (arguably low reputation) crowdsourced humans, as we have shown in our study. To avoid such exploitation, GitHub may consider presenting a weighted metric to signal repository popularity (e.g., based on dimensions of network centrality [10]), which is considerably harder to fake.

Another key takeaway from our research findings is that **fake stars are highly related to malicious activities and should be considered as such in platform moderation**. During our manual investigation of repositories in RQ2, we repeatedly saw malicious repositories that had been stripped of all their stars but still remained accessible on GitHub. Our speculation is that GitHub may routinely take down known fake accounts and repositories with known malware, but it may fail to link them together, limiting the detection of the latter. Our study suggests a need to run more rigorous malware detections on repositories receiving fake stars.

5.5. Implications for Researchers

Finally, we discuss the implications of our research for supply chain security researchers.

Our study calls for further research on spam and fraudulent activities in the software supply chain. While spam and fraud are relatively well-studied in emails [103], social media [29], and e-commerce platforms [104], research on the software supply chain has been scarce so far. However, both our findings from RQ1 and gray literature reports indicate that spam and fraudulent activities are rapidly rising in software supply chain platforms such as GitHub (our study), npm [84], PyPI [105], and Docker Hub [106]. This arguably creates an emerging and important battleground for spam and fraudulent activities, especially considering that these platforms are widely used and of critical importance to our modern digital infrastructure [46].

While our study does not find any evidence of fake stars being used for social engineering attacks, continuous monitoring and research is necessary. In Section 2.2, we speculated two cases in which malicious actors can make use of fake stars: they can either simply promote malicious repositories, or fake reputation for social engineering attacks. Our current evidence is that attackers are actively making use of fake stars for the former case, but we did not discover any evidence of the latter yet.

However, there is generally a trend that software supply chain attacks are becoming increasingly more diverse and sophisticated. For example, early attacks on package registries were mostly trivial and incompetent, and many of the attacks did not even attempt to obfuscate their uploaded malware [47]. On the other hand, the recent xz utility backdoor attack is a prominent example of sophisticated, long-term social engineering in an attack, where the attacker orchestrated multiple accounts to eventually gain the maintainer privilege in the xz project [50]. There have also been recent reports of reputation farming on GitHub leveraging stale issues and pull requests in reputable open-source projects [107]. Considering all these pieces of evidence and how widely GitHub stars are used as a popularity signal, it seems that there is still a major security risk that a malicious actor can use GitHub stars to fake their reputation as part of a social engineering attack (e.g., faking themselves as the maintainer of a popular GitHub repository). We call for continuous monitoring and research into such security risks and countermeasures against them.

6. Conclusion

In this paper, we have presented a systematic, global, and longitudinal measurement study of fake stars in GitHub. Our study sheds light on this prevalent and escalating threat happening in a platform central to modern open-source software development. Despite its wide prevalence and rising popularity, our findings have also revealed its shady nature: fake stars are at worst, used to spread malware in short-lived repositories, and at best, used as a short-term promotional tool, which does not bring long term returns.

Our work emphasizes a critical need for vigilance in assessing other repository signals beyond star counts, and calls for the design of better popularity signals. Our study also shows a need for further research on spam, fraudulent, and

malicious activities in the software supply chain, especially regarding the risk of social engineering attacks.

Future research could expand upon our findings through better fake star detection approaches, exploring additional data (e.g., analyzing fake accounts in GitHub from a social network perspective), and examining similar spam, fraudulent, or malicious activities in other platforms that also play an important role in the current software supply chain.

Data Availability

The source code of *StarScout*, plus the data and scripts we used in our measurement study to generate results in our paper, are available in the following GitHub repository:

<https://github.com/hehao98/StarScout>

We plan to permanently archive our source code and dataset on Zenodo (<https://zenodo.org/>) upon publication.

Acknowledgement

He's and Kästner's work was supported in part by the National Science Foundation (award 2206859). Kapravelos's work was supported in part by the National Science Foundation (award 2207008). Bogdan's work was supported in part by the National Science Foundation (award 2317168) and in part by research awards from Google and the Digital Infrastructure Fund. We would also like to thank Socket Inc (<https://socket.dev>) and its CEO, Feross Aboukhadijeh, for providing collaboration opportunities, general support, and computation resources for this project.

References

- [1] D. T. Campbell, "Assessing the impact of planned social change," *Evaluation and Program Planning*, vol. 2, no. 1, pp. 67–90, 1979.
- [2] H. Borges and M. T. Valente, "What's in a GitHub star? Understanding repository starring practices in a social coding platform," *J. Syst. Softw.*, vol. 146, pp. 112–129, 2018. [Online]. Available: <https://doi.org/10.1016/j.jss.2018.09.016>
- [3] H. S. Qiu, Y. L. Li, H. S. Padala, A. Sarma, and B. Vasilescu, "The signals that potential contributors look for when choosing open-source projects," *Proc. ACM Hum. Comput. Interact.*, vol. 3, no. CSCW, pp. 122:1–122:29, 2019. [Online]. Available: <https://doi.org/10.1145/3359224>
- [4] E. L. Vargas, M. F. Aniche, C. Treude, M. Bruntink, and G. Gousios, "Selecting third-party libraries: The practitioners' perspective," in *ESEC/FSE '20: 28th ACM Joint European Software Engineering Conference and Symposium on the Foundations of Software Engineering, Virtual Event, USA, November 8-13, 2020*. ACM, 2020, pp. 245–256. [Online]. Available: <https://doi.org/10.1145/3368089.3409711>
- [5] N. Munaiah, S. Kroh, C. Cabrey, and M. Nagappan, "Curating github for engineered software projects," *Empir. Softw. Eng.*, vol. 22, no. 6, pp. 3219–3253, 2017. [Online]. Available: <https://doi.org/10.1007/s10664-017-9512-6>
- [6] D. Wermke, N. Wöhler, J. H. Klemmer, M. Fourné, Y. Acar, and S. Fahl, "Committed to trust: A qualitative study on security & trust in open source software projects," in *43rd IEEE Symposium on Security and Privacy, SP 2022, San Francisco, CA, USA, May 22-26, 2022*. IEEE, 2022, pp. 1880–1896. [Online]. Available: <https://doi.org/10.1109/SP46214.2022.9833686>
- [7] S. Koch, D. Klein, and M. Johns, "The fault in our stars: An analysis of GitHub stars as an importance metric for web source code," in *MADWeb: Workshop on Measurements, Attacks and Defenses for the Web, 2024*. [Online]. Available: <https://www.ias.cs.tu-bs.de/publications/GithubTranco.pdf>
- [8] B. L. Glaunc. (2019) Can we trust GitHub stars? [Online]. Available: <https://traefik.io/blog/can-we-trust-github-stars-e8aa8b6b0baa/>
- [9] W. Schueller and J. Wachs, "Modeling interconnected social and technical risks in open source software ecosystems," *Collective Intelligence*, vol. 3, no. 1, p. 26339137241231912, 2024.
- [10] R. He, H. Ye, and M. Zhou, "Revealing the value of repository centrality in lifespan prediction of open source software projects," *CoRR*, vol. abs/2405.07508, 2024. [Online]. Available: <https://doi.org/10.48550/arXiv.2405.07508>
- [11] Wired. (2024) The GitHub black market that helps coders cheat the popularity contest. [Online]. Available: <https://www.wired.com/story/github-stars-black-market-coders-cheat/>
- [12] D. N. Catalán, S. Pastrana, N. Vallina-Rodriguez, and J. Tapiador, "An analysis of fake social media engagement services," *Comput. Secur.*, vol. 124, p. 103013, 2023. [Online]. Available: <https://doi.org/10.1016/j.cose.2022.103013>
- [13] Jiqizhixin. (2021) Controversy arises as Ali OceanBase offers gifts for GitHub stars, CTO apologizes. [Online]. Available: https://mp.weixin.qq.com/s/q62sSpd6y7_JGt7mKG0LbQ
- [14] Dagster.io, "Tracking the fake GitHub star black market with Dagster, dbt and BigQuery," 2023. [Online]. Available: <https://dagster.io/blog/fake-stars>
- [15] K. Du, H. Yang, Y. Zhang, H. Duan, H. Wang, S. Hao, Z. Li, and M. Yang, "Understanding promotion-as-a-service on GitHub," in *ACSAC '20: Annual Computer Security Applications Conference, Virtual Event / Austin, TX, USA, 7-11 December, 2020*. ACM, 2020, pp. 597–610. [Online]. Available: <https://doi.org/10.1145/3427228.3427258>
- [16] Check Point Research. (2024) Stargazer ghost network. [Online]. Available: <https://research.checkpoint.com/2024/stargazers-ghost-network/>
- [17] Forbes. (2024) Rising threat: Understanding software supply chain cyberattacks and protecting against them. [Online]. Available: <https://www.forbes.com/councils/forbestechcouncil/2024/02/06/rising-threat-understanding-software-supply-chain-cyberattacks-and-protecting-against-them/>
- [18] Sonatype. (2024) Open source supply, demand, and security. [Online]. Available: <https://www.sonatype.com/state-of-the-software-supply-chain/open-source-supply-and-demand>
- [19] M. Ikram, L. Onwuzurike, S. Farooqi, E. D. Cristofaro, A. Friedman, G. Jourjon, M. A. Kâafar, and M. Z. Shafiq, "Measuring, characterizing, and detecting Facebook Like farms," *ACM Trans. Priv. Secur.*, vol. 20, no. 4, pp. 13:1–13:28, 2017. [Online]. Available: <https://doi.org/10.1145/3121134>
- [20] S. Cresci, R. D. Pietro, M. Petrocchi, A. Spognardi, and M. Tesconi, "The paradigm-shift of social spambots: Evidence, theories, and tools for the arms race," in *Proceedings of the 26th International Conference on World Wide Web Companion, Perth, Australia, April 3-7, 2017*. ACM, 2017, pp. 963–972. [Online]. Available: <https://doi.org/10.1145/3041021.3055135>
- [21] I. Grigorik. (2011) GHArchive. [Online]. Available: <https://www.gharchive.org/>
- [22] GitHub. (2024) Rate limits for the REST API. [Online]. Available: <https://docs.github.com/en/rest/using-the-rest-api/rate-limits-for-the-rest-api>
- [23] A. Beutel, W. Xu, V. Guruswami, C. Palow, and C. Faloutsos, "CopyCatch: Stopping group attacks by spotting lockstep behavior in social networks," in *22nd International World Wide Web Conference, WWW '13, Rio de Janeiro, Brazil, May 13-17, 2013*. International World Wide Web Conferences Steering Committee / ACM, 2013, pp. 119–130. [Online]. Available: <https://doi.org/10.1145/2488388.2488400>

- [24] L. A. Dabbish, H. C. Stuart, J. Tsay, and J. D. Herbsleb, "Social coding in GitHub: Transparency and collaboration in an open software repository," in *CSCW '12 Computer Supported Cooperative Work, Seattle, WA, USA, February 11-15, 2012*. ACM, 2012, pp. 1277–1286. [Online]. Available: <https://doi.org/10.1145/2145204.2145396>
- [25] A. Trockman, S. Zhou, C. Kästner, and B. Vasilescu, "Adding sparkle to social coding: An empirical study of repository badges in the npm ecosystem," in *Proceedings of the 40th International Conference on Software Engineering, ICSE 2018, Gothenburg, Sweden, May 27 - June 03, 2018*. ACM, 2018, pp. 511–522. [Online]. Available: <https://doi.org/10.1145/3180155.3180209>
- [26] J. Tsay, L. Dabbish, and J. D. Herbsleb, "Influence of social and technical factors for evaluating contribution in github," in *36th International Conference on Software Engineering, ICSE '14, Hyderabad, India - May 31 - June 07, 2014*. ACM, 2014, pp. 356–366. [Online]. Available: <https://doi.org/10.1145/2568225.2568315>
- [27] M. Latah, "Detection of malicious social bots: A survey and a refined taxonomy," *Expert Syst. Appl.*, vol. 151, p. 113383, 2020. [Online]. Available: <https://doi.org/10.1016/j.eswa.2020.113383>
- [28] S. Rao, A. K. Verma, and T. Bhatia, "A review on social spam detection: Challenges, open issues, and future directions," *Expert Syst. Appl.*, vol. 186, p. 115742, 2021. [Online]. Available: <https://doi.org/10.1016/j.eswa.2021.115742>
- [29] M. S. Aljabri, R. Zagrouba, A. Shaahid, F. Alnasser, A. Saleh, and D. M. Alomari, "Machine learning-based social media bot detection: A comprehensive literature review," *Soc. Netw. Anal. Min.*, vol. 13, no. 1, p. 20, 2023. [Online]. Available: <https://doi.org/10.1007/s13278-022-01020-5>
- [30] K. Thomas, C. Grier, D. Song, and V. Paxson, "Suspended accounts in retrospect: An analysis of Twitter spam," in *Proceedings of the 11th ACM SIGCOMM Internet Measurement Conference, IMC '11, Berlin, Germany, November 2-, 2011*. ACM, 2011, pp. 243–258. [Online]. Available: <https://doi.org/10.1145/2068816.2068840>
- [31] C. Grier, K. Thomas, V. Paxson, and C. M. Zhang, "@spam: The underground on 140 characters or less," in *Proceedings of the 17th ACM Conference on Computer and Communications Security, CCS 2010, Chicago, Illinois, USA, October 4-8, 2010*. ACM, 2010, pp. 27–37. [Online]. Available: <https://doi.org/10.1145/1866307.1866311>
- [32] C. Shao, G. L. Ciampaglia, O. Varol, K.-C. Yang, A. Flammini, and F. Menczer, "The spread of low-credibility content by social bots," *Nature Communications*, vol. 9, no. 1, pp. 1–9, 2018.
- [33] R. Faris, H. Roberts, B. Etling, N. Bourassa, E. Zuckerman, and Y. Benkler, "Partisanship, propaganda, and disinformation: Online media and the 2016 US presidential election," *Berkman Klein Center Research Publication*, vol. 6, 2017.
- [34] F. Pierri, A. Artoni, and S. Ceri, "Investigating Italian disinformation spreading on Twitter in the context of 2019 European elections," *PLoS One*, vol. 15, no. 1, p. e0227821, 2020.
- [35] I. Sen, A. Aggarwal, S. Mian, S. Singh, P. Kumaraguru, and A. Datta, "Worth its weight in Likes: Towards detecting fake Likes on Instagram," in *Proceedings of the 10th ACM Conference on Web Science, WebSci 2018, Amsterdam, The Netherlands, May 27-30, 2018*. ACM, 2018, pp. 205–209. [Online]. Available: <https://doi.org/10.1145/3201064.3201105>
- [36] G. Stringhini, G. Wang, M. Egele, C. Kruegel, G. Vigna, H. Zheng, and B. Y. Zhao, "Follow the green: Growth and dynamics in Twitter follower markets," in *Proceedings of the 2013 Internet Measurement Conference, IMC 2013, Barcelona, Spain, October 23-25, 2013*. ACM, 2013, pp. 163–176. [Online]. Available: <https://doi.org/10.1145/2504730.2504731>
- [37] J. Song, S. Lee, and J. Kim, "Crowdturfing: Target-based detection of crowdturfing in online social networks," in *Proceedings of the 22nd ACM SIGSAC Conference on Computer and Communications Security, Denver, CO, USA, October 12-16, 2015*. ACM, 2015, pp. 793–804. [Online]. Available: <https://doi.org/10.1145/2810103.2813661>
- [38] G. Wang, C. Wilson, X. Zhao, Y. Zhu, M. Mohanlal, H. Zheng, and B. Y. Zhao, "Serf and turf: Crowdturfing for fun and profit," in *Proceedings of the 21st World Wide Web Conference 2012, WWW 2012, Lyon, France, April 16-20, 2012*. ACM, 2012, pp. 679–688. [Online]. Available: <https://doi.org/10.1145/2187836.2187928>
- [39] Z. Yang, C. Wilson, X. Wang, T. Gao, B. Y. Zhao, and Y. Dai, "Uncovering social network sybils in the wild," *ACM Trans. Knowl. Discov. Data*, vol. 8, no. 1, pp. 2:1–2:29, 2014. [Online]. Available: <https://doi.org/10.1145/2556609>
- [40] C. Xiao, D. M. Freeman, and T. Hwa, "Detecting clusters of fake accounts in online social networks," in *Proceedings of the 8th ACM Workshop on Artificial Intelligence and Security, AISEC 2015, Denver, Colorado, USA, October 16, 2015*. ACM, 2015, pp. 91–101. [Online]. Available: <https://doi.org/10.1145/2808769.2808779>
- [41] G. Wang, T. Wang, H. Zheng, and B. Y. Zhao, "Man vs. machine: Practical adversarial detection of malicious crowdsourcing workers," in *Proceedings of the 23rd USENIX Security Symposium, San Diego, CA, USA, August 20-22, 2014*. USENIX Association, 2014, pp. 239–254. [Online]. Available: <https://www.usenix.org/conference/usenixsecurity14/technical-sessions/presentation/wang>
- [42] Q. Cao, X. Yang, J. Yu, and C. Palow, "Uncovering large groups of active malicious accounts in online social networks," in *Proceedings of the 2014 ACM SIGSAC Conference on Computer and Communications Security, Scottsdale, AZ, USA, November 3-7, 2014*. ACM, 2014, pp. 477–488. [Online]. Available: <https://doi.org/10.1145/2660267.2660269>
- [43] B. Viswanath, M. A. Bashir, M. Crovella, S. Guha, K. P. Gummadi, B. Krishnamurthy, and A. Mislove, "Towards detecting anomalous user behavior in online social networks," in *Proceedings of the 23rd USENIX Security Symposium, San Diego, CA, USA, August 20-22, 2014*. USENIX Association, 2014, pp. 223–238. [Online]. Available: <https://www.usenix.org/conference/usenixsecurity14/technical-sessions/presentation/viswanath>
- [44] B. Hooi, H. A. Song, A. Beutel, N. Shah, K. Shin, and C. Faloutsos, "FRAUDAR: Bounding graph fraud in the face of camouflage," in *Proceedings of the 22nd ACM SIGKDD International Conference on Knowledge Discovery and Data Mining, San Francisco, CA, USA, August 13-17, 2016*. ACM, 2016, pp. 895–904. [Online]. Available: <https://doi.org/10.1145/2939672.2939747>
- [45] K.-C. Yang, O. Varol, C. A. Davis, E. Ferrara, A. Flammini, and F. Menczer, "Arming the public with artificial intelligence to counter social bots," *Human Behavior and Emerging Technologies*, vol. 1, no. 1, pp. 48–61, 2019.
- [46] N. Eghbal, *Roads and Bridges: The Unseen Labor Behind Our Digital Infrastructure*. Ford Foundation, 2016.
- [47] M. Ohm, H. Plate, A. Sykosch, and M. Meier, "Backstabber's knife collection: A review of open source software supply chain attacks," in *Detection of Intrusions and Malware, and Vulnerability Assessment - 17th International Conference, DIMVA 2020, Lisbon, Portugal, June 24-26, 2020, Proceedings*, ser. Lecture Notes in Computer Science, vol. 12223. Springer, 2020, pp. 23–43. [Online]. Available: https://doi.org/10.1007/978-3-030-52683-2_2
- [48] P. Ladisa, H. Plate, M. Martinez, and O. Barais, "SoK: Taxonomy of attacks on open-source software supply chains," in *44th IEEE Symposium on Security and Privacy, SP 2023, San Francisco, CA, USA, May 21-25, 2023*. IEEE, 2023, pp. 1509–1526. [Online]. Available: <https://doi.org/10.1109/SP46215.2023.10179304>
- [49] E. D. Wolff, K. M. Growley, M. O. Lerner, M. B. Welling, M. G. Gruden, and J. Canter, "Navigating the SolarWinds supply chain attack," *Procurement Law.*, vol. 56, p. 3, 2021.
- [50] Wired. (2024) Everything you need to know about the xz util backdoor. [Online]. Available: <https://www.wired.com/story/xz-backdoor-everything-you-need-to-know/>
- [51] T. Zornstein. (2023) NPM account takeover results in crypto supply chain attack. [Online]. Available: <https://checkmarx.com/blog/npm-account-takeover-results-in-crypto-supply-chain-attack/>

- [52] J. Greig. (2023) Energy sector orgs in US, Europe hit by same supply chain attack as 3CX. [Online]. Available: <https://therecord.media/energy-sector-orgs-in-us-europe-3cx>
- [53] M. Zimmermann, C. Staicu, C. Tenny, and M. Pradel, "Small world with high risks: A study of security threats in the npm ecosystem," in *28th USENIX Security Symposium, USENIX Security 2019, Santa Clara, CA, USA, August 14-16, 2019*, N. Heninger and P. Traynor, Eds. USENIX Association, 2019, pp. 995–1010. [Online]. Available: <https://www.usenix.org/conference/usenixsecurity19/presentation/zimmerman>
- [54] A. Decan, T. Mens, and P. Grosjean, "An empirical comparison of dependency network evolution in seven software packaging ecosystems," *Empir. Softw. Eng.*, vol. 24, no. 1, pp. 381–416, 2019. [Online]. Available: <https://doi.org/10.1007/s10664-017-9589-y>
- [55] S. Oladimeji and S. M. Kerner. (2023) SolarWinds hack explained: Everything you need to know. [Online]. Available: <https://www.techtarget.com/whatis/feature/SolarWinds-hack-explained-Everything-you-need-to-know>
- [56] L. B. Shitrit. (2022) Open source package risks...and how it relates to the Russian-Ukrainian conflict. [Online]. Available: <https://orca.security/resources/blog/cve-2022-23812-protestware-malicious-code-node-ipc-npm-package/>
- [57] D. Vu, I. Pashchenko, F. Massacci, H. Plate, and A. Sabetta, "Typosquatting and combosquatting attacks on the Python ecosystem," in *IEEE European Symposium on Security and Privacy Workshops, EuroS&P Workshops 2020, Genoa, Italy, September 7-11, 2020*. IEEE, 2020, pp. 509–514. [Online]. Available: <https://doi.org/10.1109/EuroSPW51379.2020.00074>
- [58] B. Toulas. (2023) Malicious Microsoft VSCode extensions steal passwords, open remote shells. [Online]. Available: <https://www.bleepingcomputer.com/news/security/malicious-microsoft-vscode-extensions-steal-passwords-open-remote-shells/>
- [59] A. Cao and B. Dolan-Gavitt, "What the fork? Finding and analyzing malware in GitHub forks," in *Proc. of NDSS*, vol. 22, 2022.
- [60] A. Begel, J. Bosch, and M. D. Storey, "Social networking meets software development: Perspectives from GitHub, MSDN, Stack Exchange, and TopCoder," *IEEE Softw.*, vol. 30, no. 1, pp. 52–66, 2013. [Online]. Available: <https://doi.org/10.1109/MS.2013.13>
- [61] Juejin. (2022) Unexpectedly found on taobao: Github 'patriotic package,' actually just selling stars. [Online]. Available: <https://juejin.cn/post/7115303814483148807>
- [62] (2024) Gitstar. [Online]. Available: <https://gitstar.com/cn/>
- [63] GitHub. (2024) Github acceptable use policies. [Online]. Available: <https://docs.github.com/en/site-policy/acceptable-use-policies/github-acceptable-use-policies>
- [64] R. Bohnsack and M. M. Liesner, "What the hack? A growth hacking taxonomy and practical applications for firms," *Business Horizons*, vol. 62, no. 6, pp. 799–818, 2019.
- [65] Reddit. (2023) Fake GitHub stars. [Online]. Available: https://www.reddit.com/r/opensource/comments/10gesz4/fake_github_stars/
- [66] ——. (2023) Tracking the fake GitHub star black market. [Online]. Available: https://www.reddit.com/r/programming/comments/11tr5xj/tracking_the_fake_github_star_black_market/
- [67] Hacker News. (2023) I went down the rabbit hole of buying GitHub stars, so you won't have to. [Online]. Available: <https://news.ycombinator.com/item?id=36151140>
- [68] ——. (2023) Tracking the fake GitHub star black market. [Online]. Available: <https://news.ycombinator.com/item?id=35207020>
- [69] C. Wink. (2023) Should startups worry about GitHub stars? [Online]. Available: <https://technical.ly/software-development/should-startups-worry-about-github-stars/>
- [70] N. A. Tania, M. R. Masud, M. O. F. Rokon, Q. Zhang, and M. Faloutsos, "Who is creating malware repositories on GitHub and why?" in *Companion Proceedings of the ACM on Web Conference 2024, WWW 2024, Singapore, Singapore, May 13-17, 2024*. ACM, 2024, pp. 955–958. [Online]. Available: <https://doi.org/10.1145/3589335.3651582>
- [71] S. Pandit, D. H. Chau, S. Wang, and C. Faloutsos, "Netprobe: A fast and scalable system for fraud detection in online auction networks," in *Proceedings of the 16th International Conference on World Wide Web, WWW 2007, Banff, Alberta, Canada, May 8-12, 2007*. ACM, 2007, pp. 201–210. [Online]. Available: <https://doi.org/10.1145/1242572.1242600>
- [72] R. Peeters, "The maximum edge biclique problem is NP-complete," *Discret. Appl. Math.*, vol. 131, no. 3, pp. 651–654, 2003. [Online]. Available: [https://doi.org/10.1016/S0166-218X\(03\)00333-0](https://doi.org/10.1016/S0166-218X(03)00333-0)
- [73] A. Blázquez-García, A. Conde, U. Mori, and J. A. Lozano, "A review on outlier/anomaly detection in time series data," *ACM Comput. Surv.*, vol. 54, no. 3, pp. 56:1–56:33, 2022. [Online]. Available: <https://doi.org/10.1145/3444690>
- [74] E. D. Cristofaro, A. Friedman, G. Jourjon, M. A. Kâafar, and M. Z. Shafiq, "Paying for Likes?: Understanding Facebook Like fraud using honeypots," in *Proceedings of the 2014 Internet Measurement Conference, IMC 2014, Vancouver, BC, Canada, November 5-7, 2014*. ACM, 2014, pp. 129–136. [Online]. Available: <https://doi.org/10.1145/2663716.2663729>
- [75] S. Cresci, R. D. Pietro, M. Petrocchi, A. Spognardi, and M. Tesconi, "Fame for sale: Efficient detection of fake Twitter followers," *Decis. Support Syst.*, vol. 80, pp. 56–71, 2015. [Online]. Available: <https://doi.org/10.1016/j.dss.2015.09.003>
- [76] E. R. Weippl, S. Schrittwieser, and S. Rennert, "Empirical research and research ethics in information security," in *Information Systems Security and Privacy - Second International Conference, ICISPP 2016, Rome, Italy, February 19-21, 2016, Revised Selected Papers*, ser. Communications in Computer and Information Science, O. Camp, S. Furnell, and P. Mori, Eds., vol. 691. Springer, 2016, pp. 14–22. [Online]. Available: https://doi.org/10.1007/978-3-319-54433-5_2
- [77] T. Kohno, Y. Acar, and W. Loh, "Ethical frameworks and computer security trolley problems: Foundations for conversations," in *32nd USENIX Security Symposium, USENIX Security 2023, Anaheim, CA, USA, August 9-11, 2023*. USENIX Association, 2023, pp. 5145–5162. [Online]. Available: <https://www.usenix.org/conference/usenixsecurity23/presentation/kohno>
- [78] R. J. Cohen, M. E. Swerdlik, and S. M. Phillips, *Psychological Testing and Assessment: An Introduction to Tests and Measurement*. Mayfield Publishing Co, 1996.
- [79] M. S. Allen, D. A. Robson, and D. Iliescu, "Face validity," 2023.
- [80] L. Van der Maaten and G. Hinton, "Visualizing data using t-SNE." *Journal of Machine Learning Research*, vol. 9, no. 11, 2008.
- [81] D. Dittrich, F. Leder, and T. Werner, "A case study in ethical decision making regarding remote mitigation of botnets," in *Financial Cryptography and Data Security, FC 2010 Workshops, RLCPS, WECSR, and WLC 2010, Tenerife, Canary Islands, Spain, January 25-28, 2010, Revised Selected Papers*, ser. Lecture Notes in Computer Science, vol. 6054. Springer, 2010, pp. 216–230. [Online]. Available: https://doi.org/10.1007/978-3-642-14992-4_20
- [82] (2024) Trending repositories on GitHub today. [Online]. Available: <https://github.com/trending>
- [83] (2024) Modulecounts. [Online]. Available: <http://www.modulecounts.com/>
- [84] (2024) The great npm garbage patch. [Online]. Available: <https://blog.phylum.io/the-great-npm-garbage-patch/>
- [85] Y. Ma, T. Dey, C. Bogart, S. Amreen, M. Valiev, A. Tutko, D. Kennard, R. Zaretzki, and A. Mockus, "World of Code: Enabling a research workflow for mining and analyzing the universe of open source VCS data," *Empir. Softw. Eng.*, vol. 26, no. 2, p. 22, 2021. [Online]. Available: <https://doi.org/10.1007/s10664-020-09905-9>

- [86] R. D. Cosmo and S. Zacchiroli, “Software heritage: Why and how to preserve software source code,” in *Proceedings of the 14th International Conference on Digital Preservation, iPRES 2017, Kyoto, Japan, September 25-29, 2017*, 2017. [Online]. Available: <https://hdl.handle.net/11353/10.931064>
- [87] (2024) VirusTotal. [Online]. Available: <https://www.virustotal.com/>
- [88] P. Peng, L. Yang, L. Song, and G. Wang, “Opening the blackbox of virustotal: Analyzing online phishing scan engines,” in *Proceedings of the Internet Measurement Conference, IMC 2019, Amsterdam, The Netherlands, October 21-23, 2019*. ACM, 2019, pp. 478–485. [Online]. Available: <https://doi.org/10.1145/3355369.3355585>
- [89] A. Y. Ng, M. I. Jordan, and Y. Weiss, “On spectral clustering: Analysis and an algorithm,” in *Advances in Neural Information Processing Systems 14 [Neural Information Processing Systems: Natural and Synthetic, NIPS 2001, December 3-8, 2001, Vancouver, British Columbia, Canada]*. MIT Press, 2001, pp. 849–856. [Online]. Available: <https://proceedings.neurips.cc/paper/2001/hash/801272ee79cfde7fa5960571fee36b9b-Abstract.html>
- [90] D. Arthur and S. Vassilvitskii, “k-means++: The advantages of careful seeding,” in *Proceedings of the Eighteenth Annual ACM-SIAM Symposium on Discrete Algorithms, SODA 2007, New Orleans, Louisiana, USA, January 7-9, 2007*. SIAM, 2007, pp. 1027–1035. [Online]. Available: <http://dl.acm.org/citation.cfm?id=1283383.1283494>
- [91] L. Zhu and K. Lerman, “Attention inequality in social media,” *CoRR*, vol. abs/1601.07200, 2016. [Online]. Available: <http://arxiv.org/abs/1601.07200>
- [92] N. Hagar and A. Shaw, “Concentration without cumulative advantage: The distribution of news source attention in online communities,” *Journal of Communication*, vol. 72, no. 6, pp. 675–686, 2022.
- [93] C. Hanck, M. Arnold, A. Gerber, and M. Schmelzer, “Regression with panel data,” in *Introduction to Econometrics with R*. Universität Duisburg-Essen, 2021. [Online]. Available: <https://www.econometrics-with-r.org/10-rwpd.html>
- [94] M. Moqri, X. Mei, L. Qiu, and S. Bandyopadhyay, “Effect of “following” on contributions to open source communities,” *J. Manag. Inf. Syst.*, vol. 35, no. 4, pp. 1188–1217, 2018. [Online]. Available: <https://doi.org/10.1080/07421222.2018.1523605>
- [95] H. Fang, H. Lamba, J. D. Herbsleb, and B. Vasilescu, ““this is damn slick!” estimating the impact of tweets on open source project popularity and new contributors,” in *44th IEEE/ACM 44th International Conference on Software Engineering, ICSE 2022, Pittsburgh, PA, USA, May 25-27, 2022*. ACM, 2022, pp. 2116–2129. [Online]. Available: <https://doi.org/10.1145/3510003.3510121>
- [96] (2024) plm: Linear models for panel data. [Online]. Available: <https://cran.r-project.org/web/packages/plm>
- [97] E.-I. Dumitrescu and C. Hurlin, “Testing for Granger non-causality in heterogeneous panels,” *Economic Modelling*, vol. 29, no. 4, pp. 1450–1460, 2012.
- [98] R. F. Engle, D. F. Hendry, and J.-F. Richard, “Exogeneity,” *Econometrica: Journal of the Econometric Society*, pp. 277–304, 1983.
- [99] J. Kuha, “AIC and BIC: Comparisons of assumptions and performance,” *Sociological Methods & Research*, vol. 33, no. 2, pp. 188–229, 2004.
- [100] S. Amini, M. S. Delgado, D. J. Henderson, and C. F. Parmeter, “Fixed vs random: The Hausman test four decades later,” in *Essays in Honor of Jerry Hausman*. Emerald Group Publishing Limited, 2012, vol. 29, pp. 479–513.
- [101] N. Zahan, P. Kanakiya, B. Hambleton, S. Shohan, and L. A. Williams, “OpenSSF Scorecard: On the path toward ecosystem-wide automated security metrics,” *IEEE Secur. Priv.*, vol. 21, no. 6, pp. 76–88, 2023. [Online]. Available: <https://doi.org/10.1109/MSEC.2023.3279773>
- [102] H. Fang, D. Klug, H. Lamba, J. D. Herbsleb, and B. Vasilescu, “Need for tweet: How open source developers talk about their github work on twitter,” in *MSR ’20: 17th International Conference on Mining Software Repositories, Seoul, Republic of Korea, 29-30 June, 2020*. ACM, 2020, pp. 322–326. [Online]. Available: <https://doi.org/10.1145/3379597.3387466>
- [103] E. Blanzieri and A. Bryl, “A survey of learning-based techniques of email spam filtering,” *Artif. Intell. Rev.*, vol. 29, no. 1, pp. 63–92, 2008. [Online]. Available: <https://doi.org/10.1007/s10462-009-9109-6>
- [104] L. He, X. Wang, H. Chen, and G. Xu, “Online spam review detection: A survey of literature,” *Hum. Centric Intell. Syst.*, vol. 2, no. 1-2, pp. 14–30, 2022. [Online]. Available: <https://doi.org/10.1007/s44230-022-00001-3>
- [105] (2022) Phishing campaign targets PyPI users to distribute malicious code. [Online]. Available: <https://www.darkreading.com/cloud-security/phishing-campaign-targets-pypi-users-to-distribute-malicious-code>
- [106] (2024) Millions of malicious containers found on Docker Hub. [Online]. Available: <https://www.infosecurity-magazine.com/news/malicious-containers-found-docker/>
- [107] S. Gooding. (2024) OpenSSF warns of reputation farming leveraging closed GitHub issues and PRs. [Online]. Available: <https://socket.dev/blog/openssf-warns-of-reputation-farming-using-closed-github-issues-and-prs>

Appendix

1. Additional Regression Results

In Section 4.4, we only presented regression results from $AR(2)$ random effect and fixed effect models (Table 8). We present the remaining regression results from other $AR(k)$ ($k = 1, 3, 4, 5, 6$) models in appendix Table 9. We can see that the coefficients of $real_{i,t-k}$ and $all_real_{i,t-k-1}$ are consistently positive and significant, which supports our H_1 , with only a few exceptions when k is large (Section 4.4). Similarly, $fake_{i,t-1}$ is uniformly significantly positive and $all_fake_{i,t-k-1}$ is uniformly significantly negative across all ten models, so our key findings around H_2 in Section 4.4 can be supported using either of the models in our model family. Therefore, we conclude that our family of $AR(k)$ random/fixed effect models leads to consistent findings regarding our hypotheses, and we only present the $AR(2)$ models in Section 4.4 for the sake of simplicity.

TABLE 9: Results from $AR(k)$ ($k = 1, 3, 4, 5, 6$) random effect (RE) and fixed effect (FE) panel autoregression models.

	Dependent Variable: $real_{it}$									
	AR(1)		AR(3)		AR(4)		AR(5)		AR(6)	
	RE	FE	RE	FE	RE	FE	RE	FE	RE	FE
$real_{i,t-1}$	0.49*** (0.02)	0.39*** (0.02)	0.48*** (0.02)	0.35*** (0.02)	0.42*** (0.02)	0.33*** (0.02)	0.41*** (0.02)	0.34*** (0.02)	0.42*** (0.02)	0.34*** (0.02)
$real_{i,t-2}$			0.16*** (0.01)	0.13*** (0.02)	0.18*** (0.02)	0.15*** (0.02)	0.18*** (0.02)	0.15*** (0.02)	0.19*** (0.02)	0.16*** (0.02)
$real_{i,t-3}$			0.09*** (0.01)	0.05*** (0.02)	0.12*** (0.02)	0.10*** (0.02)	0.12*** (0.02)	0.11*** (0.02)	0.12*** (0.02)	0.10*** (0.02)
$real_{i,t-4}$					0.05*** (0.02)	0.06*** (0.02)	0.07*** (0.02)	0.06*** (0.02)	0.06*** (0.02)	0.06*** (0.02)
$real_{i,t-5}$							0.03* (0.02)	-0.00 (0.02)	0.01 (0.02)	-0.00 (0.02)
$real_{i,t-6}$									0.05*** (0.02)	0.03* (0.02)
$all_real_{i,t-k-1}$	0.13*** (0.01)	0.15*** (0.03)	0.06*** (0.01)	0.10*** (0.03)	0.03*** (0.01)	0.07*** (0.02)	0.02** (0.01)	0.07*** (0.02)	-0.00 (0.01)	0.04** (0.02)
$fake_{i,t-1}$	0.10*** (0.01)	0.11*** (0.01)	0.07*** (0.01)	0.09*** (0.01)	0.10*** (0.01)	0.09*** (0.01)	0.11*** (0.01)	0.09*** (0.01)	0.10*** (0.01)	0.09*** (0.01)
$fake_{i,t-2}$			0.02 (0.01)	0.03** (0.01)	0.00 (0.01)	0.01 (0.02)	0.02 (0.02)	0.01 (0.02)	0.01 (0.02)	0.02 (0.02)
$fake_{i,t-3}$			0.03** (0.01)	0.04*** (0.02)	-0.01 (0.02)	-0.01 (0.02)	-0.01 (0.02)	-0.01 (0.02)	-0.01 (0.02)	-0.01 (0.02)
$fake_{i,t-4}$					-0.02* (0.01)	-0.02 (0.02)	-0.02 (0.02)	-0.01 (0.02)	-0.02 (0.02)	-0.01 (0.02)
$fake_{i,t-5}$							-0.07*** (0.02)	-0.03 (0.02)	-0.02 (0.02)	-0.01 (0.02)
$fake_{i,t-6}$									-0.10*** (0.03)	-0.11*** (0.03)
$all_fake_{i,t-k-1}$	-0.00 (0.01)	-0.02** (0.02)	-0.05*** (0.01)	-0.07*** (0.02)	-0.05*** (0.01)	-0.08*** (0.02)	-0.04*** (0.01)	-0.12*** (0.02)	-0.02* (0.01)	-0.08*** (0.02)
$age_{i,t}$	-0.01*** (0.00)		-0.00*** (0.00)		-0.00 (0.00)		-0.00 (0.00)		-0.00 (0.00)	
$release_{i,t}$	0.17*** (0.03)		0.10*** (0.02)		0.09*** (0.02)		0.08*** (0.03)		0.07*** (0.02)	
$activity_{i,t}$	0.13*** (0.01)		0.07*** (0.01)		0.07*** (0.01)		0.06*** (0.01)		0.06*** (0.01)	
Observations	11, 452	11, 452	10, 439	10, 439	8, 867	8, 867	8, 244	8, 244	7, 754	7, 754
R ²	0.57	0.25	0.66	0.28	0.64	0.30	0.65	0.31	0.68	0.31
Adjusted R ²	0.57	0.18	0.66	0.21	0.64	0.25	0.65	0.27	0.68	0.27

Note:

*p<0.1; **p<0.05; ***p<0.01