

# The Emergence of Strategic Reasoning of Large Language Models

Dongwoo Lee\*      Gavin Kader†

December 18, 2024

## Abstract

As Large Language Models (LLMs) are increasingly used for a variety of complex and critical tasks, it is vital to assess their logical capabilities in strategic environments. This paper examines their ability in strategic reasoning – the process of choosing an optimal course of action by predicting and adapting to other agents’ behavior. Using six LLMs, we analyze responses from play in classical games from behavioral economics (p-Beauty Contest, 11-20 Money Request Game, and Guessing Game) and evaluate their performance through hierarchical models of reasoning (level- $k$  theory and cognitive hierarchy theory). Our findings reveal that while LLMs show understanding of the games, the majority struggle with higher-order strategic reasoning. Although most LLMs did demonstrate learning ability with games involving repeated interactions, they still consistently fall short of the reasoning levels demonstrated by typical behavior from human subjects. The exception to these overall findings is with OpenAI’s GPT-o1 – specifically trained to solve complex reasoning tasks – which consistently outperforms other LLMs and human subjects. These findings highlight the challenges and pathways in advancing LLMs toward robust strategic reasoning from the perspective of behavioral economics.

**Keywords:** strategic reasoning, large language models, level- $k$  modeling, cognitive hierarchy

---

\*Southwestern University of Finance and Economics. E-mail: dwlee05@gmail.com

†Southwestern University of Finance and Economics. E-mail: gav.kader@outlook.com

# 1 Introduction

As the reliance on Large Language Models (LLMs) is now pervasive, it is vital to assess whether the mechanisms through which LLMs reason and make decisions are also capable of demonstrating *strategic* sophistication in reasoning. Recent research has already shown their extensive ability to understand and write text (Xiao et al., 2023; Liang et al., 2024), solve university-level mathematics problems (Ahn et al., 2024; Zhou et al., 2024), exhibit behavior consistent with the theory of mind (Mei et al., 2024; Brunet-Gouet et al., 2024), and demonstrate proficiency in simple reasoning tasks (Webb et al., 2023; Hagedorff et al., 2023), among other various capabilities. LLMs have also exhibited various emergent abilities that were unanticipated (or unintended) by their creators (Wei et al., 2022; Schaeffer et al., 2023). In this study, our objective is to explore the strategic reasoning capabilities of generative pre-trained transformers (GPT) models by OpenAI’s ChatGPT-3.5, ChatGPT-4, and ChatGPT-o1-preview (GPT-3.5, GPT-4, and GPT-o1) and Anthropic’s Claude-Instant-1.2, Claude-2.1, and Claude-3.5 (Sonnet) (Claude-1, Claude-2, and Claude-3S).

Strategic reasoning is the process of choosing an optimal course of action by predicting and adapting to the actions and beliefs of others in multi-agent environments – a fundamental capability for exhibiting intelligence. This is critical for effective use of LLMs, as their interactions are rarely detached from the broader context of the outside world. More broadly, strategic reasoning is essential in real-world applications, where decisions often involve interplay with other AI/LLM systems and people.<sup>1</sup> Building on its practical significance, strategic reasoning is an indispensable capability for LLMs (and AI more generally) to progress toward artificial general intelligence (AGI). To evaluate and deepen our understanding of LLMs’ strategic reasoning, we adopt a behavioral economics framework — a ubiquitous approach in studying human behavior — to provide valuable insights into how well LLMs can navigate strategic environments.

We explore strategic reasoning using three classical games from the behavioral eco-

---

<sup>1</sup>For example, in healthcare, LLMs have strong potential in assisting medical professionals in clinical health reasoning and diagnostic reasoning, aiding diagnoses, medical imaging analysis etc... (Wang and Zhang, 2024). In education, LLMs offer a solution to the lack of a personalized learning experiences which incorporate heterogeneous student learning styles, and preferences; a challenge that current technologies face (Li et al., 2024).

nomics literature: the p-Beauty Contest Game (pBCG), the Guessing Game (GG), and the 11-20 Money Request Game (MRG)(Nagel, 1995b; Costa-Gomes and Crawford, 2006; Arad and Rubinstein, 2012, respectively), allowing us to evaluate LLMs by estimating their depth of strategic reasoning and investigate whether we observe similarities/differences across games.<sup>2</sup> Using such games provides us with essential tools to evaluate LLMs, as the focus is on logic and strategic reasoning through clear, well-defined rules and, vitally, action spaces that allow the researcher to directly test the depth of strategic reasoning abilities. For each of these games, player’s strategic reasoning involves recursively anticipating and adapting to the actions of other players. For the pBCG and the GG, this process of iterated elimination of strategies that always yield worse outcomes leads to a unique prediction, the Nash equilibrium, which is in contrast with the MRG, for which there is only an equilibrium prediction in strategies where multiple actions are played with some probability distribution (mixed-strategy Nash equilibrium). Abundant studies in behavioral economics have shown that the Nash equilibrium does not match well with observed play (Camerer, 2011; Camerer et al., 2004b; Bernheim et al., 2019). This has given rise to models of limited strategic sophistication/reasoning.

Two of the most profound models from behavioral economics that are able to capture the recursive process involved in limited strategic sophistication are the level- $k$  model (Stahl and Wilson, 1994, 1995; Nagel, 1995b) and the cognitive hierarchy (CH) model (Camerer et al., 2004a). These alternative models of bounded rationality have been able to provide more accurate predictions of behavior.<sup>3</sup> These studies largely focusing on human adults with some research done with children (Brocas and Carrillo, 2020; Hermes and Schunk, 2022). We apply both models to evaluate LLMs by measuring their level of strategic reasoning represented by a hierarchy of iterated reasoning – an investigation which is yet to be done with LLMs.

The “lowest rank” of the hierarchy, say rank-0, is completely non-strategic i.e., actions are made without taking into account the actions of other individuals.<sup>4</sup> The next rank represents more strategic behavior (rank-1) with beliefs that all others are non-strategic (rank-0). Similarly, rank-2 beliefs are that all others consist of lower

---

<sup>2</sup>In human subjects, Georganas et al. (2015) show that strategic reasoning can differ across games.

<sup>3</sup>For a comprehensive survey, see Crawford et al. (2013).

<sup>4</sup>A typical assumption is that rank-0 behavior is consistent with choosing an action as if drawing uniformly from the action space.

ranks. For the level- $k$  model, these lower ranks, referred to as levels, are always exactly one level lower of reasoning i.e. all Level-1 ( $L_1$ ). For the CH model, these lower ranks, referred to as steps, accommodate a combination of all lower steps of reasoning i.e. a mix of step-0 and step-1. As we move up the hierarchy, this pattern continues for higher ranks. In this process, knowing how many stages of iterated reasoning the others are utilizing (i.e. the others’ levels) is essential. In this way, we aim to answer to what extent are LLMs strategically sophisticated.

To evaluate the strategic reasoning of LLMs, we instruct LLMs to play the different games under various treatments, including a baseline treatment. To obtain a distribution of responses from each LLM, we request 100 responses, with each prompt being independent – akin to conducting a laboratory experiment with 100 subjects. Additional treatments include varying the parameters of the games themselves.<sup>5</sup> By estimating the level- $k$  model and the CH model, we are able to determine the proportion of type (up to a fixed level/step) by matching the theoretical predictions of each model with the observed data.

Our overall result is that LLMs demonstrate low levels of strategic reasoning. In both the pBCG and MRG, even though all LLMs exhibit the capacity to make optimal choices when the other players’ strategies are given – LLMs know how to play correctly when given the actions of all the other players – all the LLMs play worse than the known evidence from human subjects when they play the actual pBCG and MRG without knowledge of the other players’ actions. A notable exception is GPT-o1, which consistently outperformed human subjects across most games and treatments. For several of the pBCG treatments, LLMs even fail to properly consider crucial parameters, often resorting to common responses that are incongruent with the parameters provided. When doing pBCG with multiple rounds with feedback, we observe that, while LLMs initially deviate from equilibrium in the initial rounds (consistent with the one-shot version), there is a definite tendency of convergence

---

<sup>5</sup>The temperature parameter of LLMs can also influence output in terms of randomness and creativity. A lower temperature value results in more predictable and deterministic responses, in favor of words with the highest probabilities. Conversely, a higher temperature results in more diverse and novel responses by increasing the chance of less likely words. In line with studies exploring the impact of temperature settings on LLM behavior (Loya et al., 2023), every condition mentioned is also tested at three temperature levels. The baseline is set at a moderate temperature of 0.5 to ensure the most balanced approach. We have higher (0.75) and lower (0.25) temperature level conditions to examine how variations in randomness influence (observed) strategic reasoning. The supplementary appendix contains these results, but the overarching takeaway is that temperature has little effect on observed strategic reasoning.

toward Nash equilibrium with repeated play for more advanced LLMs (GPT-4, GPT-o1, Claude-3S). For the GG, only Claude-3S and GPT-o1 showed understanding of the game and the optimal choices when given hypothetical actions of the opponents. Although Claude-3S exhibited a low level of strategic reasoning, GPT-o1 consistently and vastly outperformed human subjects, consistent with the overall findings across all games.

GPT-o1 leverages large-scale reinforcement learning to enhance its reasoning skills, with chain-of-thought reasoning – a process where the model tackles tasks step-by-step, approaching problems incrementally (Wei et al., 2023). This training involves guiding the model through multi-step problem-solving sequences, where it learns to evaluate each decision stage-by-stage. In practice, this reinforcement learning trains GPT-o1 to break down complex tasks into smaller, manageable steps, mirroring human-like reasoning.<sup>6</sup> With this approach, GPT-o1 gradually refines each response within a chain-of-thought which strengthens its reasoning capabilities. In essence, GPT-o1 refines its reasoning by exploring various strategies and recognizing potential mistakes, further enhancing its problem-solving capabilities; this iterative, and (seemingly) reflective process allows GPT-o1 to break down any task into more manageable steps, ensuring more careful evaluation before responding.<sup>7,8</sup> Anthropic’s Claude-3S is positioned as their first LLM optimized for complex reasoning, adept at handling nuanced instructions, interpreting large context windows accurately, and exhibiting cutting-edge coding capabilities. While detailed information on the specific methods used to enhance reasoning in Claude-3S are not public, it stands as a valuable comparison point alongside other advanced reasoning models like GPT-o1.

Using standard methodologies and models from behavioral economics, and experimental economics, we are able to evaluate the strategic reasoning capabilities of LLMs using models of bounded rationality. Although LLMs have been shown to achieve high levels of performance on several cognitive and skills-based tests (which are measures used to compare humans with humans), we contribute to the ongoing

---

<sup>6</sup>Reinforcement learning is a machine learning technique where an agent learns optimal behavior through trial-and-error interactions with its environment. Erev and Roth (1998) show that reinforcement learning explains human behavior well when observed in strategic game experiments.

<sup>7</sup>OpenAI provides evidence of its capabilities in areas such as mathematics, coding, and science. However, the chains-of-thought are hidden to users. The exact methodology behind GPT-o1 is not yet known (December 2024). See OpenAI (2024) for more details in the system card.

<sup>8</sup>GPT-o1 is the first model of this type and therefore serves as an essential benchmark. The full ChatGPT-o1 model API has yet to be released (December 2024).

interest in comparing human behavior with artificially intelligent behavior in favor of human behavior being less bounded in their observed rationality. Further, we highlight that with sufficient feedback, even LLMs which exhibited poor performance in one-shot games can refine their strategies, which draws a parallel with human subjects (Nagel, 1995b; Ho et al., 1998; Weber, 2003). This behavior is consistent with the literature that shows LLMs perform better when given chain-of-thought prompting. By incorporating these methods with reinforcement learning into GPT-o1, it gives a clear indication as to why GPT-o1 performs vastly better than other LLMs and is capable of outperforming human subjects. As LLMs are applied to even more complex tasks, it is crucial to gain deeper understanding of their decision-making processes in order to enhance their reasoning capabilities. Our study emphasizes the importance of continuous improvement in these processes, particularly for tasks requiring higher order reasoning.

## 2 p-Beauty Contest Game

We begin with an overview of the pBCG, examining its theoretical predictions from behavioral game theory, which accounts for both full and bounded rationality. After briefly describing how these models are estimated, we explain our approach to implementing the pBCG with LLMs.

**Game.** A group of  $n \geq 2$  players simultaneously choose a number in the interval  $[0, 100]$ . The winner of the game is the player whose number is closest to a given target multiplier ( $p$ ) of the average number chosen by all players.

**Theoretical Predictions.** The Nash equilibrium requires no player has an incentive to deviate from a given strategy profile, assuming all other players' strategies remain the same. The equilibrium is based on the assumption of common knowledge of rationality that all players are rational and that is known to all players. In the pBCG with  $p < 1$ , a unique Nash equilibrium is that all players choose 0. This is because no player could gain by changing a number when all others choose 0. Similarly, in the pBCG with  $p > 1$ , a unique Nash equilibrium is that all players choose 100.

Both in the level- $k$  and the cognitive hierarchy (CH) models, it is assumed that players are boundedly rational in the sense that each player deems their level/step of reasoning is greater than that of others. Specifically, the level- $k$  model assumes that

a player believes that all others are one level lower in their reasoning compared to themselves. The CH model assumes that a player believes that the reasoning steps of the others are distributed (strictly) below her own, according to a Poisson distribution. For these models, we use the concept of *best guess* which is a target number based on a average guess of numbers from other players and the target multiplier ( $p$ ).<sup>9</sup>

In the level- $k$  model, the best guess for each reasoning level, denoted by  $l_k$  for  $k = 0, 1, \dots$ , is defined as:

$$l_0 = 50, \quad l_1 = l_0 \times p = 50p, \quad l_2 = l_1 \times p = 50p^2, \dots,$$

where an  $L_0$  type chooses  $l_0 = 50$ , which is the average guess when choosing uniformly at random from  $[0, 100]$ . A  $L_k$  type,  $k = 1, 2, \dots$ , believes that all other players are  $L_{k-1}$ , choosing  $l_{k-1} = 50 \times p^{k-1}$ . For example, a  $L_2$  type holds the belief that they are playing against  $L_1$  types, who choose  $l_1 = 50p$ . A  $L_2$  type would choose to play  $l_2 = l_1 \times p$  to get closest to  $p$  times the average number. Clearly,  $l_k$  converges to 0 and 100 for  $p < 1$  and  $p > 1$ , respectively, in the interval  $[0, 100]$  when the reasoning level ( $k$ ) goes to infinity.

For the CH model, it assumes that each player is playing against a distribution of players who are using lower reasoning steps. This distribution is given by a Poisson distribution  $f(\cdot; \tau)$ , where  $\tau$  is the mean (and the variance) of the number of reasoning steps. Specifically, a step- $k$  type believes that they are playing against a distribution of players with reasoning steps from 0 to  $k - 1$ . This distribution is given by  $f_k(j; \tau)$ ,  $j = 0, 1, \dots, k - 1$ , such that

$$f_k(j; \tau) = \left( \frac{e^{-\tau} \tau^j}{j!} \right) / \left( \sum_{m=0}^{k-1} \frac{e^{-\tau} \tau^m}{m!} \right), \quad (1)$$

where  $f_k(j; \tau)$  is the conditional probability for  $j = 0, 1, \dots, k - 1$ .

For exposition, we derive a prediction with the mean number of reasoning steps,  $\tau = 1.5$ . that is the typical empirical value from human subjects in many games (Camerer et al., 2004a). The best guess for reasoning steps, denoted by  $s_k$  for  $k =$

---

<sup>9</sup>In game theory, the concept of a *best response* is often employed to derive an equilibrium – a set of strategies that provide the most favorable outcome based on a belief about the strategies of others. In games such as these in which a best response given a belief may not be uniquely defined, we use a best guess as a reasonable best response, making it possible to identify a level of reasoning.

$0, 1, \dots$ , is defined as:

$$\begin{aligned}
s_0 &= 50, \\
s_1 &= 50 \times p, \\
s_2 &= \{f_2(1)s_1 + f_2(0)s_0\} \times p = \{0.6s_1 + 0.4s_0\} \times p, \\
s_3 &= \{f_3(2)s_2 + f_3(1)s_1 + f_3(0)s_0\} \times p = \{0.31s_2 + 0.41s_1 + 0.28s_0\} \times p, \\
&\dots
\end{aligned}$$

Again,  $s_0 = 50$  is the average guess when choosing randomly from  $[0, 100]$ . A step- $k$  type,  $k = 1, 2, \dots$ , believes that all others are step-0 to step- $(k - 1)$ , according to the Poisson probability density  $f_k(j; \tau)$ . For example, with  $\tau = 1.5$ , a step-2 player believes they are playing against a combination of step-0 and step-1 players, with the proportions of each being 40% and 60%, respectively. Given these proportions, a step-2 player would choose to play  $p$  times the expected response of the other player.

**Estimation.** From these theoretical predictions, we apply standard practice maximum likelihood estimation (MLE) to estimate parameters for both the level- $k$  model and the CH model. For the level- $k$  model, we estimate the average proportion of responses that align with the  $L_0, L_1, L_2, L_3, L_4$ , and  $L_\infty$  (Nash) predictions.  $L_0$  also accommodates behavior which is not precisely predicted by the level- $k$  (or CH model) for levels (steps) higher than  $L_1$  (step-1), i.e. the  $L_0$  type captures all responses from a type who chooses uniformly randomly from the integers 0 to 100, but is not in the proximity of any prediction from any other higher type. This allows us to accommodate behavior which is not in the neighborhood of the predictions of any of the level- $k$  types (up to a finite  $k$ ). For each type, we assume that a response is a *noisy* best guess, limited by their type, with noise assumed to be independently (and identically) distributed. An outline of the estimation for both models is given below.

For each subject, we define  $h_k(\epsilon_i)$  as the parametric density function for a level- $k$  response with error term  $\epsilon_i$  such that the closer is a response to the appropriate level- $k$  best response, the higher is  $h_k(\epsilon_i)$ . Let  $\mathcal{K}$  denote the space of types, i.e.  $\mathcal{K} = \{0, \dots, 4, \infty\}$ . Define proportions of types by  $\mathcal{F} = \{f_k\}_{k \in \mathcal{K}}$ , where  $f_k$  is the proportion of level- $k$  types. With parameter space  $\Theta$  (proportions of types and density function parameters), the log-likelihood function for a random sample of guesses,



$\mathbf{Y} = Y_{i \in \{1, \dots, N\}}$  is:

$$\log \mathcal{L}(\Theta | \mathbf{Y}) = \sum_{i=1}^n \ln \left( \sum_{k \in \mathcal{K}} f_k \cdot h_k(\epsilon_i) \right).$$

For interpretation, estimation of the level- $k$  model gives us estimated frequencies of the level- $k$  responses, including a level-0 type. For example, if the frequency of responses is concentrated in the lower level types, compared to higher level types, then overall responses from the former exhibit less strategic reasoning than the latter.

For the CH model,  $\tau$  is estimated, which represents the mean (and variance) of the frequency distribution of step- $k$  types.  $\tau$  parameterizes the proportion of responses that align with step- $k$  (for  $k \in \{0, \dots, 4\}$ ) and step- $\infty$  predictions. The differences only lie in 1) the proportions of types are now determined by a Poisson distribution, i.e., the distribution of types is given by  $f(k; \tau)$ , and 2) the best guesses are made by assuming a distribution over lower step- $k$ , determined by the conditional Poisson distribution  $\{f_k(j; \tau)\}_{j=0,1,\dots,k-1}$ . This structure of the noisy best guess is the same as the level- $k$  model except we replace the level- $k$  best guess,  $l_k$ , with the CH model best guess,  $s_k(\tau)$  to define  $h_k(\epsilon_i)$ .

Define proportions of types by  $\{f(k; \tau) | k \in \mathcal{K}\}$ , where  $f(k; \tau)$  is the proportion of step- $k$  types, given  $\tau$ .<sup>10</sup> The log-likelihood function given a random sample of guesses,  $\mathbf{Y} = Y_{i \in \{1, \dots, N\}}$  is:

$$\log \mathcal{L}(\Theta | \mathbf{Y}) = \sum_{i=1}^n \ln \left( \sum_{j \in \mathcal{K}} f(j; \tau) \cdot h_j(\epsilon_i) \right).$$

Although the log-likelihood function is of the same structure, estimation is vastly different as the CH model is fully determined by the value of  $\tau$  i.e. finding the value of  $\tau$  that maximizes the log-likelihood. For consistency, we estimate using the same number of step- $k$  type players as there are level- $k$  type players. Further details are provided in the appendix.

For interpretation, the CH model (fully parameterized by  $\tau$ ) specifies the proportion of players that stop after each step of cognitive reasoning. Each higher step involves best guesses to a distribution of lower-step types. A higher/lower estimated  $\tau$  is indicative of higher/lower level reasoning. For example, a  $\hat{\tau} = 0$  implies that all players are step-0 types whereas  $\hat{\tau} \rightarrow \infty$  indicates players are fully rational, in

---

<sup>10</sup>  $f_0$  is still parameterized by  $\tau$  by the law of total probability.

the case that the Nash equilibrium can be reached in dominance-solvable games.<sup>11</sup> In the case of pBCG (and MRG) that do not converge to Nash equilibrium in finite steps,  $\hat{\tau} \rightarrow \infty$  indicates players are, on average, extremely high step-types (but not necessarily Nash). A  $\hat{\tau} = 1.5$  indicates that the average step-type is 1.5.<sup>12</sup>

## 2.1 Baseline condition design

The baseline condition refers to a specific set of parameters of the pBCG.

**Baseline condition:** The total number of participants is 11 ( $n = 11$ ), the target statistic is the average, and the target proportion is  $2/3$  ( $p = 2/3$ ). This represents a classical pBCG, ubiquitous to behavioral economics. We ask each LLM to complete the baseline pBCG 100 times, providing us with a distribution of responses.

**Instructing LLMs for the baseline condition.** To collect data, we use the respective application programming interfaces (API) with Python from OpenAI and Anthropic. Each input prompt includes the specification of a combination of three roles: a system role, an assistant, or a user.<sup>13</sup> The system role is used to guide the behavior of the LLM by providing high-level instructions and/or context. The assistant refers to the LLM itself which generates responses for each input prompt. The user role represents the queries or prompts that are used to interact with the LLM (i.e. with the assistant). By repeated specifications of the assistant and user role within each input prompt, we are able to, in effect, have a contextual conversation. For our purpose, each input prompt will include a system role, which will be used to specify global instructions and context, and a user role, which will specify the specific rules and the request for an answer for the pBCG.<sup>14</sup>

---

<sup>11</sup>A game is called *dominance solvable* if iterated elimination of dominated strategies leads to a unique outcome.

<sup>12</sup>When the frequency of types  $f(k)$  is Poisson-distributed, the ratio  $\frac{f(k-1)}{f(k-2)}$  favors step- $(k-1)$  types when  $\tau$  is large i.e. step- $k$  types play as if there are predominantly step- $(k-1)$  types when  $\tau$  is large. For instance, while step-1 thinkers automatically avoid weakly dominated strategies (never best responses to the random strategies of step-0 types), step-2 types predominantly face step-1 types who have already eliminated weakly dominated strategies. Step-2 types remove strictly dominated strategies but also weakly dominated ones discarded by the step-1 types. This readily extends to step- $k$  types.

<sup>13</sup>See OpenAI's (<https://platform.openai.com/docs/api-reference/chat/create>) or Anthropic's (<https://docs.anthropic.com/claude/reference/getting-started-with-the-api>) API Documentation for further details.

<sup>14</sup>Once interacted with the API using an input prompt, the answer provided by the LLM is always specified by the assistant role.

We specify the system role as a “*human decision maker*” and notify the system role that “*you should use your best judgment to come up with responses that you like most*”, and to “*please only give one answer and highlight your answer in []*.”<sup>15</sup> The user role is specified with the total number of participants (11 players, including the LLM), choice of actions (0 to 100, inclusive), the decision rule for winning (2/3’s of the average), two examples of the decision rule for winning,<sup>16</sup> and a tie-break rule (one randomly chosen participant if multiple winners).

Before proceeding with the data collection, we conducted a series of preliminary checks involving several questions for whether LLMs (i) understand the game (specific rules, winning condition), (ii) choose best responses when given the actions of the other players to confirm that LLMs understand how to best respond to strategies. We asked each LLM to answer each question 25 times. Each LLM consistently answers all of the questions related to the rules of the game, as well as when win conditions were satisfied (or not) correctly. GPT-4, GPT-o1, Claude-1, Claude-2, Claude-3S provide appropriate answers for best responses in the baseline condition, but GPT-3.5’s answered appropriately only 8% of the time. GPT-3.5’s proportion of responses which were at least lower than the average of the actions of the other players was 80%. In essence, there is some understanding that the number needs to be lower than the average, but GPT-3.5 was unable to compute a reasonable best response to the strategies it was given. The majority of the other responses given by GPT-3.5 were simply the average of the others’ strategies. This suggests caution is needed when interpreting the results from GPT-3.5 as we may not be confident that answers are actually best responses to what GPT-3.5 believes about other players’ strategies. Exact input prompts for the tasks and the checks are contained in the appendix.

## 2.2 Alternate conditions

We investigate different conditions in which we change the parameters of the pBCG. We further include a repeated rounds condition of the pBCG, where multiple rounds of the pBCG are played repeatedly.

<sup>15</sup>As is consistent with Mei et al. (2024); Chen et al. (2023).

<sup>16</sup>Specifically, we have the following: “For example, if you choose 14 and your opponents choose 10, 22, 23, 30, 11, 16, 37, 18, 19, 20, then you will be the winner, as 14 is closer to  $20(\text{average}) * 2/3$ . Or, if you choose 25 and your opponents choose 90, 100, 50, 20, 60, 80, 5, 70, 10, 40, then the opponent with 40 will be the winner, as 40 is closer to  $50(\text{average}) * 2/3$ .”

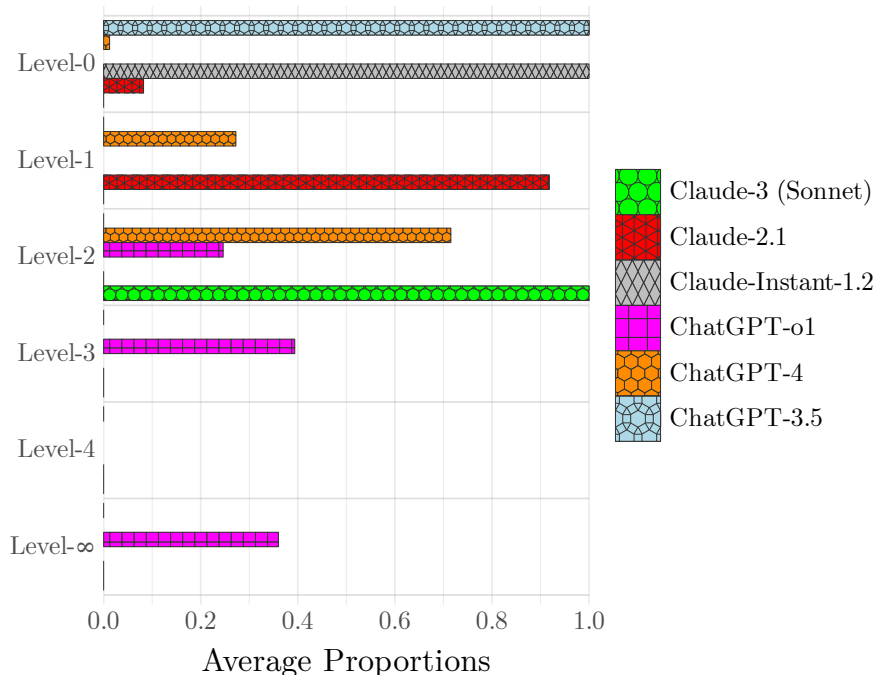
**Parameters.** To provide comparisons with the baseline condition, we change one of the parameters while keeping the others fixed. LLM responses are collected for (i)  $p \in \{1/2, 2/3, 4/3\}$ , (ii)  $n \in \{2, 11, \text{unspecified}\}$ , (iii)  $\{\text{median/average}\}$ . Varying these parameters does not change the substance of the baseline pBCG, but offers additional insights into LLM strategic reasoning. We are able to draw direct comparisons with data from Nagel (1995b) (different  $p$ 's), Grosskopf and Nagel (2008) ( $n = 2$ ), Bosch-Domènech et al. (2002) ( $n = \text{unspecified}$ ), and Hermes and Schunk (2022) (median).

**Multiple rounds.** We collect responses from a repeated version of the pBCG, with feedback, conducted over 10 rounds, using the same parameters as the baseline condition, including  $p = \{4/3\}$ . After each round, each player receives information about the average bid and the target number ( $p \times \text{average}$ ). Additionally, players are privately informed of their win (or loss) but not the identity of the winner nor the winning bid (following Ho et al., 1998). Players are provided with the cumulative history of the game from Round 1 to 10 within their prompts.

## 2.3 Baseline Condition Results

For all LLMs, none of the responses are consistent with the Nash equilibrium prediction. GPT-3.5 and Claude-1 are not strategically sophisticated at all with responses being seemingly randomly, in expectation (i.e. 50), or otherwise. GPT-4, GPT-o1, Claude-2, and Claude-3S are more strategically sophisticated than GPT-3.5 and Claude-1 by at least 1 to 2 higher levels of thinking on average, with GPT-o1 exhibiting the highest level of strategic reasoning overall, summarized by Figure 1. All non-zero proportions in Figure 1 are statistically significant at the 5% level with inference based on randomized resampling (bootstrap). As is well known in the experimental economics literature (see Nagel, 1995b; Bosch-Domènech et al., 2002, as representative examples), human subjects are typically a combination of  $L_0$ ,  $L_1$ ,  $L_2$ , and  $L_\infty$ .  $L_0$ ,  $L_1$  and  $L_2$  types are the most commonly observed with  $L_\infty$  types being rare (Table 7). Only GPT-4 and GPT-o1 resemble this description with the remaining LLMs all being less strategically sophisticated than human subjects, with both GPT-4 and GPT-o1 performing better than human subjects. Overall, GPT-o1

exhibits the highest level of strategic reasoning.<sup>17</sup>



**Figure 1:** Estimates of the proportions of level- $k$  types for the baseline pBCG.

Table 1 shows estimates for  $\tau$  alongside respective 95% confidence intervals.<sup>18</sup> For both GPT-3.5 and Claude-1, there is no strategic reasoning with the estimated average steps of reasoning being 0. On average, Claude-2 exhibits higher strategic reasoning by 1-step with estimates similar to human subjects (see Table 7). However, GPT-4, GPT-o1, and Claude-3S vastly outperformed the other LLMs, with GPT-o1 exhibiting the highest average steps of reasoning. In particular, GPT-3.5, Claude-1, and Claude-2 exhibit similar levels of reasoning with human subjects compared with GPT-4, GPT-o1, and Claude-3S that exhibit higher levels of strategic reasoning than human subjects (see Table 8).

<sup>17</sup>Using data from Nagel (1995a), we also conduct Kolmogorov-Smirnov (KS) tests for the distribution of raw results. Results are summarized in Table 14. Focusing on those cases in which exactly one of the one-sided tests is rejected, one-sided KS tests suggest that GPT-4 and GPT-o1 outperform human subjects at any reasonable significance levels. GPT-3.5 was the only LLM clearly outperformed by human subjects. Two-sided tests suggest the distributions between LLMs and human subjects are all statistically different from each other at any reasonable significance level. Data made available at <https://x-science.org/xscience/> (Nagel et al., 2002).

<sup>18</sup>Confidence intervals are estimated from randomized resampling (bootstrap). This is true for all tables with estimates from the CH model.

	$\tau$
GPT-3.5	0.00 (0.00,0.00)
GPT-4	2.39 (2.23,2.46)
GPT-o1	4.38 (4.52,4.87)
Claude-1	0.00 (0.00,0.00)
Claude-2	0.91 (0.86,0.95)
Claude-3S	2.87 (2.87,2.87)

**Table 1:** Estimates of  $\tau$  from the CH model for the baseline pBCG. 95% confidence intervals (bootstrapped) are shown in parentheses.

## 2.4 Alternate Conditions Results

We now compare results from different treatments involving changes in parameters, and repeated pBCG.

As with the baseline condition, we check whether LLMs understand the game (specific rules, win condition), and choose correct best responses when provided with actions of the other players, also done with 25 questions each. Questions related to the rules and win conditions were all answered correctly for each, and by each LLM. For the target proportions conditions ( $p \in \{1/2, 4/3\}$ ) when  $n = \{11\}$ , GPT-4, GPT-o1, Claude-1, Claude-2, and Claude-3S provide correct answers for best responses. GPT-3.5 answered correctly only 20% of the time when  $p = \{4/3\}$  with 92% of GPT-3.5’s answers higher than the average of given opponents’ numbers. For  $p = \{1/2\}$ , GPT-3.5’s responses were lower than the average of given opponents’ numbers 68% of the time, but never gave correct answers to the best response question. For the  $n = \{\text{unspecified}\}$  condition, the responses were virtually identical to the baseline condition. The same caveat for GPT-3.5 as the baseline condition still holds for the above conditions. When  $n = \{2\}$ , only GPT-3.5, Claude-1, and Claude-2 provide incorrect best responses, with proportions of correct responses being 68%, 68%, and

92%, respectively; the other LLMs provide correct answers. For the median condition, each LLM consistently provides correct answers for best responses, including GPT-3.5.<sup>19</sup>

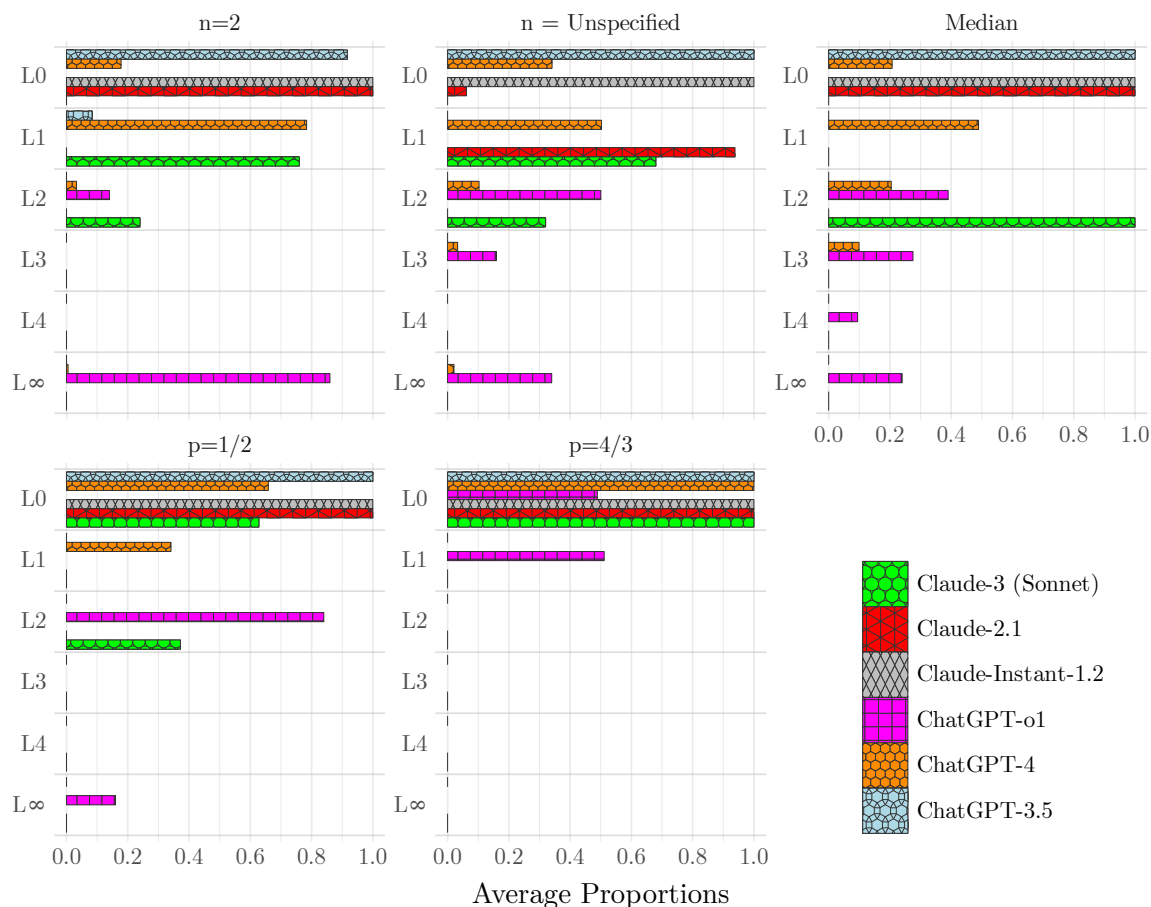
From Figure 2, GPT-3.5 and Claude-1 clearly show lack of strategic reasoning for all of the alternate parameter conditions, with responses only being consistent with random behavior i.e.  $L_0$  thinking, a similar finding as the baseline condition. Claude-2 is also fairly consistent with their baseline condition estimates for the number of participants conditions ( $n = \{\text{unspecified}\}$ ) but shows lack of strategic reasoning in the remaining conditions. For all alternate parameter conditions, GPT-4 does not exhibit any  $L_2$  behavior indicating a drop in strategic reasoning from the baseline, exhibiting at least moderate  $L_1$  and  $L_0$  behavior. Claude-3S only manages to stay at  $L_2$  for the median condition with drops to combinations of  $L_0/L_1$  and small proportions of  $L_2$  behavior. Only GPT-o1 exhibits significant  $L_\infty$  behavior. This is particularly true when  $n = \{2\}$ , where it is virtually consistent with a fully rational player. In fact, this is not surprising, given that the game is less complicated when there are fewer players. For all conditions except when  $p = \{4/3\}$ , GPT-o1 exhibits  $L_2+$  behavior, with significant proportions of behavior consistent with  $L_\infty$ , exhibiting super levels of reasoning across the board. When  $p = \{4/3\}$ , GPT-o1 is still the most strategically sophisticated but is still only a combination of  $L_0$  and  $L_1$  types, with the other LLMs all essentially exhibiting random behavior. A plausible explanation for poor performance in this condition is that LLMs are vastly trained on pBCGs which involve iterating downwards to a lower number (i.e. every other condition) as the literature mainly focuses on these versions of pBCG. This lack of flexibility means it may be difficult to adapt to a condition which involves a different iterative process, albeit similar for a human.

From Table 7, when compared with human subjects, GPT-3.5, GPT-4, Claude-1, and Claude-2 are dominated in strategic reasoning for all the alternate conditions. Claude-3S does comparably in the median and  $p = \{1/2\}$  treatments against human subjects but is again dominated for all other conditions. Again, GPT-o1 outperforms human subjects in terms of strategic reasoning in all alternate conditions, except when  $p = \{4/3\}$  in which case it is slightly outperformed by human subjects, yet still

---

<sup>19</sup>A plausible explanation for GPT-3.5 being capable here but not in the baseline condition is that the median is a simpler statistic to calculate, compared with an average.

comparable in reasoning.<sup>20</sup>



**Figure 2:** Estimates of the proportions of level- $k$  types for the alternate conditions pBCG.

Overall, the CH model estimates corroborate the finding of no strategic reasoning in Table 2 across all conditions. When  $p = \{4/3\}$  all LLMs do poorly, with GPT-o1 barely outperforming the other LLMs.<sup>21</sup> For the remaining conditions, the estimated

<sup>20</sup>We conduct similar Kolmogorov-Smirnov tests as was done for the baseline condition to compare raw responses. Results are summarized in Table 14. We focus on cases in which exactly one of the 1-sided tests is rejected. For the target proportion conditions (Nagel, 1995b), all LLMs are outperformed by human subjects except GPT-o1, which outperforms except when  $p = \{1/2, 4/3\}$ . Similar conclusions can be drawn for  $n = \{\text{unspecified}\}$  (Bosch-Domènech et al., 2002) and the median (Hermes and Schunk, 2022) conditions. For the  $n = \{2\}$  alternate condition, an ad hoc comparison of the responses from Grosskopf and Nagel (2008) using Figures 1 and 2 (cumulative distribution function of responses), page 96 and Tables 1 and 2 (proportion of 0 choices i.e. fully rational choice) clearly shows that LLMs are dominated in strategic reasoning, except GPT-o1.

<sup>21</sup>This is consistent with Ho et al. (1998) who also estimate  $\tau = 0$  when  $p = 1.3 > 1$ .



	Median	$p = 1/2$	$p = 4/3$	$n = 2$	$n =$ unspecified
GPT-3.5	0.00 (0.00,0.00)	0.00 (0.00,0.00)	0.00 (0.00,0.00)	0.00 (0.00,0.00)	0.00 (0.00,0.00)
GPT-4	1.09 (0.83,1.36)	0.56 (0.56,0.79)	0.00 (0.00,0.00)	0.87 (0.79,0.94)	0.83 (0.69,1.01)
GPT-o1	4.01 (0.00,4.38)	2.99 (2.76,2.99)	0.80 (0.57,1.04)	6.97 (0.00, $\infty$ )	3.56 (3.09,4.09)
Claude-1	0.00 (0.00,0.00)	0.00 (0.00,0.00)	0.00 (0.00,0.00)	0.00 (0.00,0.00)	0.00 (0.00,0.00)
Claude-2	0.00 (0.00,0.00)	0.00 (0.00,0.00)	0.00 (0.00,0.00)	0.00 (0.00,0.00)	0.91 (0.87,0.94)
Claude-3S	2.87 (2.65,2.88)	1.50 (1.31,1.57)	0.00 (0.00,0.00)	1.17 (1.12,1.24)	1.26 (1.18,1.34)

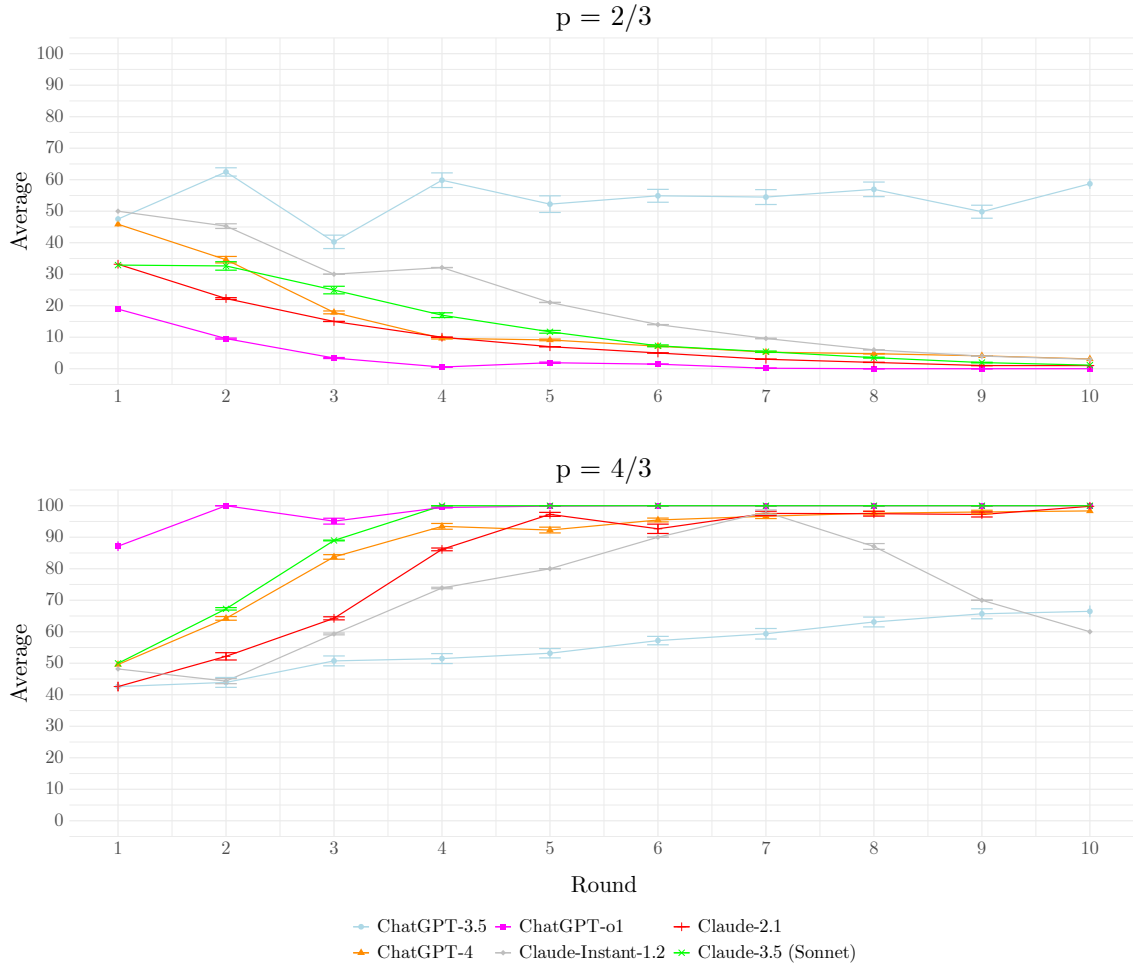
**Table 2:** Estimates of  $\tau$  from the CH model for different pBCG parameters. 95% confidence intervals (bootstrapped) are shown in parentheses.

average steps of reasoning being 0 for GPT-3.5 and Claude-1. Claude-2 only exhibits mild strategic reasoning in the  $n = \{\text{unspecified}\}$  case. GPT-4 weakly outperforms Claude-2 across alternate conditions showing higher average steps of thinking. Claude-3S exhibits strictly higher average steps of reasoning than GPT-4 with the clearly most sophisticated LLM being GPT-o1, across all alternate conditions. From Table 8, it is again clear that human subjects vastly outperform GPT-3.5, GPT-4, Claude-1, and Claude-2 in strategic reasoning, which seems to be particularly true for the  $n = \{\text{unspecified}\}$ . Claude-3S is comparable with human subjects in most conditions except the  $n = \{\text{unspecified}\}$  in which human subjects exhibit almost 2 more steps of reasoning. GPT-o1 vastly outperforms human subject in all treatments in terms of strategic reasoning, by almost 2 steps of thinking on average, with only the  $p = \{4/3\}$  being comparable with human subjects.

**Multiple Rounds.** From the previous analysis, it is evident that the majority of LLMs display limited strategic reasoning in one-shot pBCG, with many instances of behavior being essentially random, especially when contrasted with human subjects. Given the simplicity of the pBCG, this performance falls short of expectations based on their well-documented capabilities, but also explains the vastly superior performance of GPT-o1.

To investigate further, we explore a repeated version of pBCG with multiple rounds to see whether LLMs can learn to adjust their behavior. After each round, we provide feedback including their own choice, the average choice number, the target number ( $p \times \text{mean}$ ), and their payoffs for that round. In the first round, LLMs lack any information about the behaviors of the other players. However, in subsequent rounds, they get information about the winning choice and their own success in previous rounds.

In Figure 3, we illustrate how LLMs play the pBCG with  $p = \{2/3\}$  and  $p = \{4/3\}$ , respectively, when feedback is provided. For both  $p = \{2/3\}$  and  $p = \{4/3\}$ , the first period choices are never consistent with the  $L_\infty$  prediction. Across all LLMs, GPT-o1’s initial responses are always closest to the fully rational prediction, approximately exhibiting  $L_2$  behavior. For  $p = \{2/3\}$ , the initial responses of the other LLMs are consistent with  $L_0$  and  $L_1$  behavior, in the same order (approximately) as their one-shot levels of strategic reasoning. A similar result occurs when  $p = \{4/3\}$  with only  $L_0$  behavior being observed.



**Figure 3:** Time series of responses for multiple rounds pBCG. This figure consists of two figures for  $p = 2/3$  and  $p = 4/3$ , respectively. Each figure shows the average responses in each round for each LLM. Vertical bars are 95% confidence intervals

When  $p = \{2/3\}$ , all LLMs exhibit a downward trend except for GPT-3.5 which seems to remain at  $L_0$  regardless of feedback. Claude-1 only manages to converge to approximately  $L_2$  behavior, but does not approximate  $L_\infty$  behavior unlike the other LLMs which do get to (in the close vicinity of) the rational prediction by round 10. For  $p = \{4/3\}$ , all LLMs except Claude-1 and Claude-2 show upward trends across all rounds. However, only GPT-4, GPT-o1, and Claude-3S achieve the rational prediction, with the others barely converging to  $L_1$  type behavior by round 10. Overall, whenever convergence to  $L_\infty$  occurs, it suggests that those more advanced LLMs are capable of learning and adapting to strategic environments over multiple rounds with

sufficient feedback, particularly when  $p = \{2/3\}$ . When  $p = \{4/3\}$ , this convergence only occurs in the more advanced LLMs, with GPT-o1 clearly outperforming all other LLMs, particularly in rate of convergence, and initial responses.

We are able to draw comparisons and several similarities with human subjects in Ho et al. (1998) and Weber (2003). The rate of convergence (when convergence occurs) is much faster when  $p = \{4/3\}$  compared to  $p = \{2/3\}$ . This is intuitive as, in principle, it takes fewer levels/steps of reasoning to achieve the rational prediction when  $p = \{4/3\}$  compared to  $p = \{2/3\}$ . In general, for more advanced LLMs, the patterns of convergence and the boundedly rational responses in the first round are comparable with human subjects in Ho et al. (1998) when  $p = \{2/3\}$ . When  $p = \{4/3\}$ , LLMs seem to converge to  $L_\infty$  behavior faster than human subjects. Overall, from their observed behavior, LLMs are capable of learning and adapting in ways that are comparable to human subjects. Only GPT-o1 performs consistently better than human subjects, a result which is consistent throughout the entire analysis of pBCG.

### 3 Guessing Game

The Guessing Game (GG) from Costa-Gomes and Crawford (2006) is a two-player game in which both players make a guess about the opponent’s guess, similar to the pBCG. It involves two players making simultaneous guesses about the other player’s guess. Unlike the pBCG, both players may have different target multipliers and different domains for their answers, which is common knowledge to both players.<sup>22</sup>

An appealing feature of the GG is that it is dominance-solvable within a finite number of rounds. This can bring an additional advantage as we can easily identify subjects’ decision rules, and therefore, types, for both the level- $k$  model, and the CH model, no matter the number of levels/steps of reasoning.<sup>23</sup> In Costa-Gomes and Crawford (2006), there are 16 GGs (played sequentially), each requiring different levels/steps of reasoning to reach equilibrium. Unlike the pBCG, a further advantage

---

<sup>22</sup>Recall that in pBCG, all players have the same target multiplier –  $1/3$ ,  $1/2$ , or  $4/3$  – and the same range of choices,  $[0, 100]$ .

<sup>23</sup>Recall the pBCG with a choice range of  $[0, 100]$  is, in principle, dominance solvable only in an infinite number of rounds for targets that are less than one ( $p < 1$ ) meaning we may not be able to pin down precisely the exact levels/steps of reasoning required to reach equilibrium. Although, in practice, subjects/LLMs most likely choose the Nash equilibrium response once their steps of reasoning reasonably converges to 0.

in the GG is that each player has a unique best response to every opponent's guess.

Suppose there are two players, player  $i$  and player  $j$ . Player  $i$  makes a "guess",  $x^i$ , between a lower limit,  $a^i$ , and an upper limit,  $b^i$ . Similarly, for player  $j$ ,  $x^j \in [a^j, b^j]$ . Player  $i$ 's guess should be a number as close to their target, which is their target multiplier ( $p^i$ ) multiplied by player  $j$ 's guess,  $p^i \times x^j$ . Specifically, player  $i$ 's payoff is given by

$$\pi^i = \max\{0, 200 - d^i\} + \max\{0, 100 - d^i/10\},$$

where  $d^i$  is the absolute difference value between player  $i$ 's guess and player  $i$ 's target number, defined as  $d^i \equiv |x^i(a^i, b^i) - p^i \cdot x^j(a^j, b^j)|$ . This continuous payoff function is uniquely maximized when  $d^i = 0$  for player  $i$  and provides an additional incentive for a closer guess for  $d^i \leq 200$ . Different parameters of  $a^i$ ,  $b^i$ , and  $p^i$  for players  $i = 1, 2$  constitute different games.

**Theoretical Predictions.** For each GG, a unique Nash equilibrium is determined by players' lower and upper limits, and target multipliers such that  $p^i \cdot p^j \neq 1$ . Specifically, the equilibrium guesses are determined by their lower limits when  $p^i \cdot p^j < 1$  and are determined by their upper limits when  $p^i \cdot p^j > 1$ . For instance, suppose that player 1 has a choice range in  $[100, 900]$  with  $p^1 = 0.5$  and player 2 has a choice range in  $[100, 500]$  with  $p^2 = 1.5$ . The product of target multipliers is  $0.5 \times 1.5 = 0.75 < 1$ . Thus, player 1's equilibrium guess is at her lower limit 100, and player 2's equilibrium equilibrium, which is the best response to player 1's guess of 100, is 150.

Predictions under the level- $k$  model are made in a similar way to the pBCG. We use the same example above where player 1 has a choice range in  $[100, 900]$  with  $p^1 = 0.5$  and player 2 has a choice range in  $[100, 500]$  with  $p^2 = 1.5$ . The  $L_0$  player randomizes a guess within the choice range. Hence, we have  $l_0^1 = (100 + 900)/2$  and  $l_0^2 = (100 + 500)/2$ . The  $L_1$  player believes that the opponent is a  $L_0$  type and best respond to the belief. The best guess for player 1 with  $L_1$  is  $0.5 \times l_0^2 = 150$ , which is within the range of player 1's choice. Hence,  $l_1^1 = 150$ . Similarly, the best guess for player 2 with  $L_1$  is defined as  $1.5 \times l_0^1 = 750$ , which is not in the range of player 2's choice. Hence,  $l_1^2$  is 500 that is the closest number from 750 within  $[100, 500]$ . In this way, we have a prediction from the level of reasoning in the level- $k$  model for both players in Table 3. Note that both players have different parameters in their limits and target multipliers, hence, player 1 arrives at the equilibrium in level-5 and player

2 does in level-6.<sup>24</sup>

	$l_0$	$l_1$	$l_2$	$l_3$	$l_4$	$l_5$	$l_6$
$P1$	500	150	250	112.5	187.5	100*	–
$P2$	300	500	225	375	168.75	281.25	150*

**Table 3:** Prediction from the level- $k$  model. Asterisk refers to a level- $k$  prediction that has converged to the Nash equilibrium prediction.

In the CH model, we derive a prediction with the mean number of thinking steps,  $\tau$ , at 1.50, which gives reliable predictions for many games in Camerer et al. (2004a). The reasoning steps, denoted by  $s_k$  for  $k = 0, 1, \dots$ , is denoted as:

$$\begin{aligned}
 (s_0^1, s_0^2) &= (500, 300), \\
 (s_1^1, s_1^2) &= (300 \times 0.5, 500 \times 1.5) \xrightarrow{750 \notin [100, 500]} (150, 500), \\
 (s_2^1, s_2^2) &= ([f_2(1; \tau)s_1^2 + f_2(0; \tau)s_0^2] \times 0.5, [f_2(1; \tau)s_1^1 + f_2(0; \tau)s_0^1] \times 1.5), \\
 &= ([0.6 \times 500 + 0.4 \times 300] \times 0.5, [0.6 \times 150 + 0.4 \times 500] \times 1.5), \\
 &= (210, 435), \\
 &\dots,
 \end{aligned}$$

where  $f_k(j; \tau)$  is the conditional probability for  $j = 0, 1, \dots, k - 1$  of a step- $k$  player, as defined as in equation (1).

In this way, we have a prediction from the reasoning steps in the CH model for both players in Table 4.<sup>25</sup>

	$s_0$	$s_1$	$s_2$	$s_3$	$s_4$	$s_5$	$s_6$
$P1$	500	150	210	212.33	210.52	209.71	209.45
$P2$	300	500	435	397.76	387.11	383.69	382.71

**Table 4:** Prediction from the CH model

<sup>24</sup>The full set of level- $k$  predictions for the different parameters (provided in Table 16) used in the GGs is given in Table 17.

<sup>25</sup>The full set of CH model predictions for the different parameters (provided in Table 16) used in the GGs is given in Table 18 for  $\tau = 1.50$ .

**Estimation.** Following the theoretical predictions, we use similar MLE techniques to estimate the level- $k$  model and the CH model. The notable difference here is that we collect data sequentially for the 16 rounds of the GG. We collect these set of responses 100 times (i.e. for each LLM, there are 100 LLM subjects playing 16 rounds of the GG sequentially). With these data, for the level- $k$  model, we are able to estimate the proportion of responses that align with the  $L_0$ ,  $L_1$ ,  $L_2$ ,  $L_3$ ,  $L_4$ , and  $L_\infty$  (Nash) predictions on an individual-response level using the level- $k$  model, CH model, and Nash predictions for each round.<sup>26</sup>

For each subject, we define  $h_k^r(\epsilon_i^r)$  as the density function for a level- $k$  response with error term  $\epsilon_i^r$ , in round  $r$ . Similarly,  $h_k^r(\epsilon_i^r)$  is defined such that the closer is a response to the the relevant level- $k$  best response for round  $r$ , the higher is  $h_k^r(\epsilon_i^r)$ . Depending on the parameters of the GG, the level of reasoning required to reach the  $L_\infty$  prediction can be fewer than 4. In these cases, we assume the response is only consistent with the  $L_\infty$  (and  $L_0$ ) type.

Let  $\mathcal{K}$  denote the space of types, i.e.  $\mathcal{K} = \{0, \dots, 4, \infty\}$ . Define proportions of types by  $\mathcal{F} = \{f_k\}_{k \in \mathcal{K}}$ , where  $f_k$  is the proportion of level- $k$  types. With parameter space  $\Theta$ , the log-likelihood function given a random sample of guesses,  $\mathbf{Y}_i = Y_{i,r \in \{1, \dots, 16\}}$  is:

$$\log \mathcal{L}(\Theta | \mathbf{Y}_i) = \sum_{r=1}^{16} \ln \left( \sum_{k \in \mathcal{K}} f_k \cdot h_k^r(\epsilon_i^r) \right).$$

Notice this is identical in structure to the likelihood function used in the pBCG, except we use data collected for all rounds per LLM subject to estimate the level- $k$  model at an individual level.

For the CH model,  $\tau$  is estimated in an analogous way with identical structure for the noisy best guess as the level- $k$  model except we use the CH model best guess,  $s_k(\tau)$  to define  $h_k^r(\epsilon_i^r)$ . Define proportions of types in each round by  $\{f(k; \tau) | k \in \mathcal{K}\}$ , where  $f(k; \tau)$  is the proportion of step- $k$  type. The log-likelihood function for a random sample of guesses,  $\mathbf{Y}_i$  is:

---

<sup>26</sup>Naturally, another way to approach the estimation is to aggregate the data for each round, and estimate the model for each of the 16 rounds of the GG, as if each round is their own one-shot game. However, this does not make use of the sequential nature in which the GG is played in Costa-Gomes and Crawford (2006), which we attempt to stay as close to as possible, in terms of experimental design.

$$\log \mathcal{L}(\Theta | \mathbf{Y}_i) = \sum_{r=1}^{16} \ln \left( \sum_{k \in \mathcal{K}} f(\tau; k) \cdot h_k^r(\epsilon_i^r) \right).$$

Again, the log-likelihood function is of the same structure with vastly different estimation as the CH model is fully determined by  $\tau$ , estimated separately for each LLM subject. For consistency, we estimate assuming using the same number of step- $k$  type players as there are level- $k$  type players. Further details for estimating both models are given in the appendix.

### 3.1 Design

Different parameters of  $a^i$ ,  $b^i$ , and  $p^i$  for players  $i = 1, 2$  constitute different games. We follow precisely the 16 GGs used in Costa-Gomes and Crawford (2006). Each player has a target multiplier from  $\{0.5, 0.7, 1.3, 1.5\}$ , a lower limit from  $\{100, 300\}$ , and an upper limit from  $\{500, 900\}$ . The full set of parameters, with the order of the games played, is provided in Table 16. For each LLM, we collect 100 sets of responses for the 16 rounds of the sequentially played GG, i.e. using the same experimental design as Costa-Gomes and Crawford (2006).

**Instructing LLMs.** We specify the system role as in the pBCG. The user role is specified with the instructions of the GG. Instructions are based completely on the written instructions directly from Costa-Gomes and Crawford (2006). All details contained in the appendix.

**Understanding questions.** As with the pBCG, we conducted a series of preliminary questions to test whether LLMs understand the rules of the games, as well as choosing accurate best responses when given the action of the other player. We asked each LLM to answer each question 25 times. All LLMs consistently provided correct answers to the rules of the game, showing basic understanding of the game. However, GPT-3.5, GPT-4, Claude-1, and Claude-2 were not able to answer any of the best responses questions correctly. GPT-o1 and Claude-3S were able to answer questions related to best responses with 100% accuracy. Given this, we collect data focusing only on GPT-o1 and Claude-3S.<sup>27</sup>

---

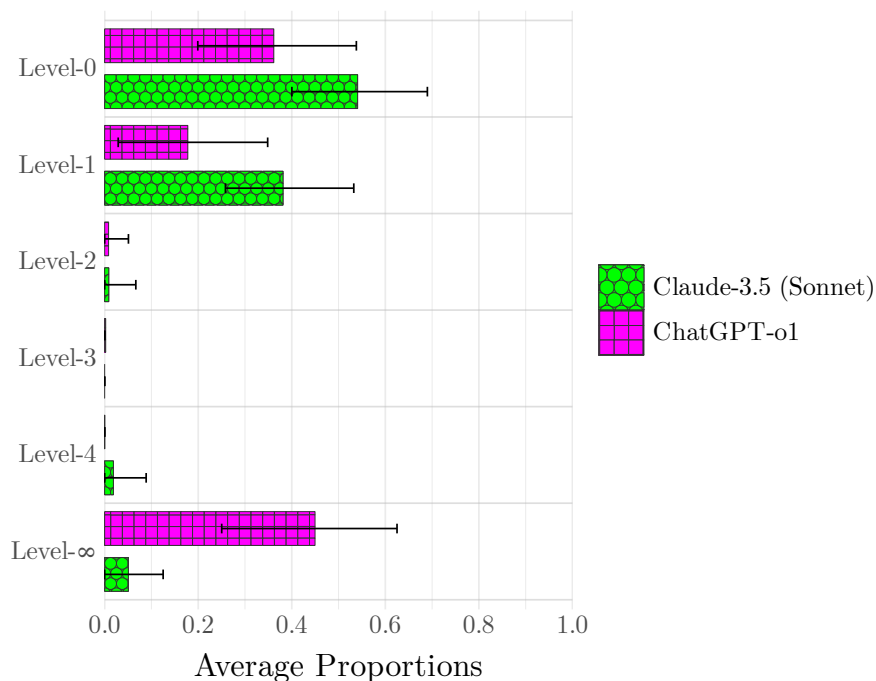
<sup>27</sup>GPT-4 did show some weak understanding of choosing best responses. However, data collected from GPT-4 was essentially random with none of the responses in the proximity of any of the models. Given the data, we elected to exclude GPT-4 from further analysis.



## 3.2 Results

From Figure 4, the vast majority of Claude-3S’s responses are consistent with  $L_0$  and  $L_1$  behavior, with GPT-o1 considerably outperforming Claude-3S (consistent with the results from the pBCG) by exhibiting a substantial proportion of  $L_\infty$  behavior, with far fewer  $L_0$  and  $L_1$  responses. From Costa-Gomes and Crawford (2006), human subjects are mainly  $L_0$ ,  $L_1$ ,  $L_2$ , and  $L_\infty$  (Table 11). This suggests Claude-3S performs worse, with GPT-o1 demonstrating more strategic reasoning than human subjects. Table 15 reports round-by-round comparisons, showing that GPT-o1 demonstrates more strategic reasoning in 12 out of 16 rounds, compared to Claude-3S’s 2 rounds.

The results from the CH model are in line with the level- $k$  model. GPT-o1 exhibits, on average, 2.84 steps of reasoning while Claude-3S only exhibits 0.75 with human subjects from Costa-Gomes and Crawford (2006) exhibiting just under 2 steps (Table 12) suggesting again that GPT-o1 exhibits more strategic reasoning than other LLMs and human subjects.



**Figure 4:** Estimates of the proportions of level- $k$  types for the GG with bootstrapped 95% confidence intervals.

	$\tau$
GPT-o1	2.84 (1.78,2.84)
Claude-3S	0.75 (0.00,1.42)

**Table 5:** Estimates of  $\tau$  from the CH model GG.

## 4 Money Request Game

The MRG offers several advantages beyond the pBCG and GG. From a theoretical standpoint, 1) its simplicity triggers behavior associated with the level- $k$  reasoning with a natural  $L_0$  behavior assumption, 2) given the overall structure of the game and the action space, it provides a clear separation of reasoning levels in the domain of a player’s choice,<sup>28</sup> 3) as there are no pure Nash equilibria, this eliminates an obvious benchmark action, requiring players to depend on more sophisticated strategic reasoning to effectively out-think their opponents. From a practical standpoint, the MRG is not as commonly studied in the literature, suggesting LLMs will not be well trained on papers involving the MRG as compared to the pBCG. We focus on two versions of the MRG, basic version (MRG-1), and the costless iteration version (MRG-2).<sup>29</sup>

**MRG-1.** Two players simultaneously choose an integer between 11 and 20. Each player is awarded an amount of money corresponding to the number they choose. Additionally, if a player selects a number exactly one less than the opponent’s choice, the player receives an extra payment of 20.

**MRG-2.** Two players simultaneously choose an integer between 11 and 20. Each player is awarded an amount of money corresponding to the number they choose. A player is awarded 20 if they choose 20. Choosing any other number results in receiving 17. Additionally, if a player selects a number exactly one less than the opponent’s

<sup>28</sup>These points are well discussed in Arad and Rubinstein (2012) and highlight the MRG has many appealing features beyond the standard pBCG.

<sup>29</sup>MRG-1/MRG-2 refers to Game 1/3 of Arad and Rubinstein (2012). The reason for focusing on these two games is that Games 1 and 2 are game theoretically identical, whereas the payoff structure of Game 3 is different giving an appealing twist and a different equilibrium prediction. The only difference between Games 1 and 2 is the increased salience of  $L_0$  behavior. However, without this (i.e. in Game 1), all the LLMs fail to answer the understanding questions well. As such, adding this to Game 1 instructions is essentially replicating the Game 2 instructions.

choice, the player receives an extra payment of 20.

**Theoretical Predictions.** In this game, there is no Nash equilibrium in pure strategies. That is, choosing a particular number with probability 1 for each player is not an equilibrium. Instead, in equilibrium, each player randomly chooses a set of strategies according to a pre-specified distribution.<sup>30</sup> Note that undercutting a strategy in MRG-2 does not incur an additional cost, whereas each iteration of reasoning in MRG-1 may lead to an extra cost. This is why choosing 14 is in the support of equilibrium in MRG-2.

The choice of 20 plays a role as an anchor to which we denote as  $L_0$ . Clearly, the choice of 20 is not driven by the uniform randomization in this game, but it is a safe choice since it does not involve any strategic concern in the sense that a player can secure the payment of 20 from the choice of 20 (but without any chance of receiving the bonus payment). Then, the choice of 19 is the best response to 20, the choice of 18 is the best response to 19,..., and the choice of 11 is the best response to 12. This observation provides a prediction of the level of reasoning in the level- $k$  model:

$$l_0 = 20, \quad l_1 = 19, \quad l_2 = 18, \quad \dots, \quad l_9 = 11.$$

Notice that uniform randomization gives the integer choice of 15 (or 14) , which can be regarded as level-5 (or level-6).

For exposition, we derive a prediction from the CH model with the mean number of thinking steps,  $\tau$ , at 2.36, which is the reported result in the experiment with human subjects from Arad and Rubinstein (2012). The reasoning steps, denoted by

---

<sup>30</sup>For MRG-1, the equilibrium involves each player choosing 15, 16, 17, 18, 19, and 20 with probabilities 0.25, 0.25, 0.20, 0.15, 0.10, and 0.05, respectively. For MRG-2, the equilibrium involves each player choosing 14, 15, 16, 17, 18, 19, and 20 with probabilities 0.10, 0.15, 0.15, 0.15, 0.15, 0.15, and 0.15, respectively.

$s_k$  for  $k = 0, 1, \dots$ , are denoted as:

$$\begin{aligned}
s_0 &= 20, \\
s_1 &= [20] - 1 = 19, \\
s_2 &= [f_2(1; \tau)s_1 + f_2(0; \tau)s_0] - 1 = [0.7s_1 + 0.3s_0] - 1 = 18, \\
s_3 &= [f_3(2; \tau)s_2 + f_3(1; \tau)s_1 + f_3(0; \tau)s_0] - 1 = [0.45s_2 + 0.38s_1 + 0.16s_0] - 1 = 18, \\
s_4 &= 18, \\
s_5 &= 17, \\
&\dots,
\end{aligned}$$

where  $[x]$  is the nearest integer function of  $x$ , and  $f_k(j; \tau)$  is the conditional probability for  $j = 0, 1, \dots, k - 1$  of a step- $k$  player, as defined as in equation (1). Notice that the predicted action does not always change for different reasoning steps because the expectation of the opponent's choice (using the conditional probabilities) may not sufficiently change for different steps.

**Estimation.** Similarly, from these predictions, we use MLE to estimate the level- $k$  model and the CH model, analogously to what was done previously. We keep the same number of levels/steps as the pBCG but replace  $L_\infty$  with  $L_4$ , as there is no pure Nash equilibrium. We still accommodate behavior which is not predicted by the level- $k$  or CH model by including a purely random type. However, as  $L_0$  behavior can be very distinct from purely random behavior, we specifically distinguish between these two types. Another reason for doing this is to allow 15 to be choice consistent with uniform randomization choice, and lower choices, to be considered as random behavior, rather than a very high stage of reasoning.<sup>31</sup> Estimation is done separately for each of MRG-1, and MRG-2. For the level- $k$  model, we estimate the proportion of levels that are consistent with purely random behavior,  $L_0$ ,  $L_1$ ,  $L_2$ ,  $L_3$ , and  $L_4$  predictions.

Given the finite nature of the actions in MRG-1 and MRG-2, it is more appropriate in MLE to use the response directly, as opposed to a noisy best guess specification. Thus, the density function for a level- $k$  response,  $h_k(Y_i)$ , is equal to 1 when the response and prediction are the same, and 0 otherwise. Let  $\mathcal{K}$  denote the space of

---

<sup>31</sup>This is consistent with the empirical results in Arad and Rubinstein (2012) with virtually no subject choosing lower than 15.

types i.e.  $\mathcal{K} = \{\text{random}, 0, 1, \dots, 4\}$ . Define proportions of types by  $\mathcal{F} = \{f_k\}_{k \in \mathcal{K}}$ , where  $f_k$  is the proportion of level- $k$  types. Identical in structure to the pBCG likelihood function, with parameter space  $\Theta$ , the log-likelihood function for a random sample of guesses,  $\mathbf{Y} = Y_{i \in \{1, \dots, N\}}$  is:

$$\log \mathcal{L}(\Theta | \mathbf{Y}) = \sum_{i=1}^n \ln \left( \sum_{k \in \mathcal{K}} f_k \cdot h_k(Y_i) \right).$$

For the CH model, we estimate  $\tau$  to parameterize the proportion of responses that align with step- $k$ , for  $k \in \{\text{random}, 0, 1, \dots, 4\}$ , to be consistent with the level- $k$  model. As before, the proportions of types are determined by a Poisson distribution with best responses as given above in the theoretical predictions. Define proportions of types by  $\{f(k; \tau) | k \in \mathcal{K}\}$  where  $f(k; \tau)$  is the proportion of step- $k$  types, given  $\tau$ . The log-likelihood function for a random sample of guesses,  $\mathbf{Y} = Y_{i \in \{1, \dots, N\}}$  is:

$$\log \mathcal{L}(\Theta | \mathbf{Y}) = \sum_{i=1}^n \ln \left( \sum_{k \in \mathcal{K}} f(k; \tau) \cdot \mathbb{1}[Y_i = s_k(\tau)] \right).$$

As with the pBCG and GG, the log-likelihood function is of the same structure between models, with different estimation, given the way that the proportions are parameterized. For consistency, the same number of step- $k$  players is used as there are level- $k$  players. Further details are given in the appendix.

## 4.1 Design

**Instructing LLMs.** We specify the system role as in the pBCG and GG. The user role is specified with the instructions of the respective games.

As before we conducted a series of preliminary checks involving several questions for whether LLMs (i) understand the games (specific rules), (ii) choose best responses when given the actions of the other players to confirm that LLMs understand how to best respond to strategies. We asked each LLM to answer each question 25 times. Each LLM consistently provided correct answers, both when responding to questions about best responses and when asked about the game rules.

## 4.2 Results

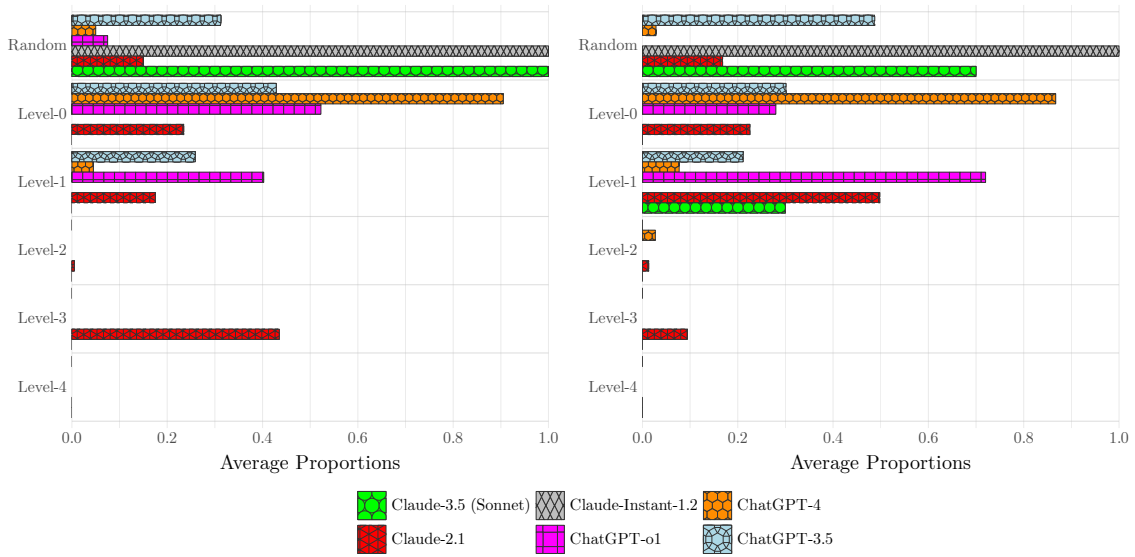
From Figure 5, for MRG-1, the majority of responses are consistent with random,  $L_0$ , or  $L_1$  behavior, with Claude-1 and Claude-3S acting completely randomly.<sup>32</sup> GPT-4’s answers are largely  $L_0$  (choosing 20) suggesting that GPT-o1 and GPT-3.5 are somewhat more sophisticated, slightly in favor of GPT-o1. Claude-2 can be considered the most strategically sophisticated among all of the LLMs in MRG-1 with many responses consistent with  $L_3$ , compared to the other LLMs that are mostly capped at  $L_1$ . When compared with Arad and Rubinstein (2012) (summarized in Table 9), human subjects are mainly  $L_2$  and  $L_3$  suggesting all LLMs are vastly outperformed except Claude-2 that exhibits these higher levels of reasoning making it comparable to the human subjects.<sup>33</sup>

From the estimates of  $\tau$  in Table 6, GPT-o1 marginally exhibits the highest sophistication followed by GPT-3.5, and GPT-4, with Claude-1 and Claude-3S both showing no steps of reasoning. These estimates are in agreement with the level- $k$  model. The largest discrepancy is for Claude-2 where  $\tau$  is 0, which may be surprising at first inspection. However, this is a natural consequence of the CH model itself. Recall that players are best responding to mixtures of players with lower steps of reasoning. As this mixture is governed by a (truncated) Poisson distribution, this suggests that it is empirically challenging to fit a CH model to behavior with multiple peaks in the distribution of responses, which is what we observe from the results of the level- $k$  model (and raw responses). There is a mass of responses consistent with  $L_3$  behavior, and a narrow majority of responses coming from random,  $L_0$ , or  $L_1$  types, with virtually no  $L_2$  answers. As such, the CH model with a low  $\tau$  will provide

---

<sup>32</sup>At initial glance (and estimation), Claude-1 outperformed the other LLMs, with significant  $L_4$  and random behavior. However, we decided to proceed with caution when interpreting Claude-1’s responses. Recall that LLMs are required to choose an integer between 11 and 20 meaning the unconditional average response is 15.5. If an LLM is randomizing in this way (i.e. simply choosing an integer closest to the average of all the actions), then we would expect approximately half of their responses to be 15, which is defined as random behavior, and 16, which is  $L_4$  behavior. This is essentially observed with Claude-1 and none of the other LLMs. Given that Claude-1 is likely responding in this way, we define such behavior to be purely random. In all other cases, we allow for  $L_4$  behavior.

<sup>33</sup>Using data from Arad and Rubinstein (2012), we also conduct similar one-sided Kolmogorov-Smirnov tests as with the pBCG. Excluding LLMs that exhibited random behavior by our definition (Claude-1) and responses from Claude-3S that are random (by not exhibiting  $L_0$  to  $L_4$  behavior), all p-values were less than 0.01 suggesting that human subject responses were cumulatively lower than LLMs suggesting LLMs were outperformed across the whole distribution of responses.



**Figure 5:** Estimates of the proportions of level- $k$  types for MRG-1, and MRG-2.

the best fit for this kind of data.<sup>34</sup> The estimate of  $\tau = 0$  provides a different perspective from the level- $k$  model; that is, the average number of steps of reasoning should still be low, given that we observe a majority of low-step responses, despite a mass of isolated (potentially) high-step responses.<sup>35</sup> Compared to human subjects, LLMs are clearly outperformed, with human subjects exhibiting over 3 steps of reasoning, compared to the best LLM, GPT-o1, with only approximate 1 step of reasoning, on average.

For MRG-2, the results are largely the same for GPT-3.5, GPT-4, and Claude-1 as with MRG-1, with low levels of strategic reasoning. However, compared to MRG-1, Claude-2 is less sophisticated, with the majority of answers being consistent with  $L_1$  behavior, with a large reduction in  $L_3$  responses. These results suggest that GPT-3.5, GPT-4, Claude-1, and Claude-2 have a weak understanding of MRG-2 compared to MRG-1, which might be explained by the fact that the payoff structure might be more difficult to understand. For GPT-o1, and Claude-3S, we observe increases in strategic reasoning which is in line with the original formulation of MRG-2. This is because undercutting as a strategy is no longer costly. Unlike in MRG-1 when

<sup>34</sup>If there is a vast majority of answers that are consistent with higher-steps of behavior, only then would this result in a much higher estimate of  $\tau$ .

<sup>35</sup>This might suggest that the CH model is not an appropriate model for fitting these kind of data, as we want to observe a natural hierarchy of steps of reasoning, rather than observing jumps in reasoning, ideally with one mode (one peak) in the distribution of responses.

	MRG-1	MRG-2
GPT-3.5	1.00 (0.83,1.00)	0.76 (0.59,0.93)
GPT-4	0.91 (0.86,0.97)	1.00 (0.93,1.06)
GPT-o1	1.21 (1.10,1.31)	1.60 (1.51,1.67)
Claude-1	0.00 (0.00,0.00)	0.00 (0.00,0.00)
Claude-2	0.00 (0.00,0.94)	1.21 (1.00,1.37)
Claude-3S	0.00 (0.00,0.00)	0.00 (0.00,0.00)

**Table 6:** Estimates of  $\tau$  from the CH model for MRG-1 and MRG-2.

players may balance between choosing a higher number (between 11 and 19) yielding a higher payoff, and undercutting to get the bonus payoff, MRG-2 removes the marginal incentive in choosing a higher number. This suggests that we should observe increases in strategic reasoning in MRG-2 relative to MRG-1 if there is sufficient understanding in the changed payoff structure, which we only observe for GPT-o1, and Claude-3S, in favor of GPT-o1.<sup>36</sup> When compared with Arad and Rubinstein (2012), human subjects are mainly  $L_1$  and  $L_2$  suggesting GPT-3.5, GPT-4, and Claude-1 are all still vastly outperformed with near-comparable performance for GPT-o1, Claude-2, and Claude-3S, in favor of human subjects.<sup>37</sup>

The estimates of  $\tau$  for GPT-3.5, GPT-4, Claude-1, Claude-3S, are similar between MRG-1 and MRG-2, with a slight increase in performance from GPT-o1, in line with the level- $k$  explanation above. Claude-2 appears to have a jump in steps of reasoning owing to the fact that there is now a clear peak in the distribution around the step-1 responses. Although there is still a proportion of higher step reasoning responses, there is now a clear modal response which allows a much better fit of the CH model,

<sup>36</sup>Confirmed by one-sided Kolmogorov-Smirnov tests at 5% significance level.

<sup>37</sup>Conducting similar one-sided Kolmogorov-Smirnov tests with data from Arad and Rubinstein (2012) (again excluding Claude-1 and random responses from Claude-3S) shows that human subjects outperformed LLMs (Table 13).



given the Poisson distribution assumption.<sup>38</sup>

## 5 Discussion

Our research explored the strategic reasoning abilities of LLMs through games and models from behavioral economics designed to study and evaluate strategic thinking. Except for GPT-o1, our findings reveal significant limitations in LLMs’ capacity for strategic reasoning, especially when tasks involving iterative strategic thought and an understanding of other agents’ perspectives. The lack of strategic reasoning was particularly surprising in the simplest games such as pBCG with two players, where only GPT-o1 showed highly elevated reasoning abilities. Given the relative complexity (and obscurity) of the GG, we were not optimistic that any LLM could exhibit any level of higher strategic reasoning beyond random play, despite GPT-o1 and Claude-3S answering understanding questions correctly. That being said, GPT-o1’s impressive performance solidified it as the LLM with the highest general level of strategic reasoning. This was confirmed in the MRGs, for which there is no single-action rational benchmark to converge to, still showcased GPT-o1’s strategic reasoning and understanding of the strategies of others. Likewise, human subjects from various experiments exhibited higher orders of reasoning compared to LLMs, with GPT-o1 proving to be the exception.

Our study reveals that while LLMs can engage in basic forms of strategic reasoning, their performance varies significantly across different games. Interestingly, even the less advanced LLMs tended to perform better in repeated interactions, where they have the opportunity to learn and adapt over successive exchanges. This contrasts with their generally poor performance in one time or static environments, where they fail to exhibit the depth and consistency required for complex tasks. This provides a strong reason for GPT-o1’s strong capabilities as it is specifically trained using reinforcement learning in using a chain-of-thought when prompted, i.e. GPT-o1 refines its strategies by breaking down any given task into more manageable, simpler steps. In this way, GPT-o1 gains a deeper understand of the reasoning task it is given, analogous to the procedure in the repeated feedback of the pBCG. We believe this is the

---

<sup>38</sup>A similar explanation for why Claude-3S does not exhibit higher steps of reasoning applies, despite showing an increase in  $L_1$  responses. As the majority of the answers are consistent with random behavior, with no responses in between random and  $L_1$  behavior, the CH model fits better for a low  $\tau$ .

main reason for GPT-o1’s strategic reasoning, especially compared to other LLMs that are not similarly trained.<sup>39</sup>

This capability is especially relevant given the increasing deployment of LLMs in real-world scenarios where continuous interactions are ubiquitous and adaptations are crucial. Applications of LLMs in, for example, planning, education, healthcare, LLM based autonomous agents etc... require LLMs to not only understand text but also anticipate and respond to the actions of others — whether they are human or other AI systems (Zhang et al., 2024a; Li et al., 2024; Wang and Zhang, 2024; Wang et al., 2024). This paper underscores the importance and relative ease of enhancing LLMs’ low levels of strategic reasoning in strategic environments.

With the exception of GPT-o1, LLMs did not perform well in generating strategic responses, they did show a solid understanding of the rules, and payoffs when asked questions about the games they were asked to play. In particular, LLMs, overall, were able to give correct answers for best responses in hypothetical scenarios in which they actually knew the actions of other agents. This suggests that LLMs possess the necessary abilities but struggle when required to apply this knowledge in a true multi-agent environment which requires anticipation of others’ actions. In line with Zhang et al. (2024b), the games selected in our study were specifically chosen as they require this anticipation of the strategies of others. The specific games chosen in this research allow us to investigate and model their strategic reasoning from their choices. From raw responses, as well as estimations from the level- $k$  and CH models, our results show that LLMs are not sophisticated when trying to predict and respond to other (hypothetical) agents’ actions. This limitation is crucial as it indicates that, despite their growing application in real-world scenarios, LLMs need more development in multi-agent reasoning, particularly in environments where anticipating others’ strategies is vital; a limitation that GPT-o1 seems to overcome with relative ease. Given that multi-agent environments are becoming increasingly common, our findings emphasize the need for research on improving LLMs’ capabilities, potentially in the direction of GPT-o1 (Duan et al., 2024b; Lorè and Heydari, 2024; Duan et al., 2024a).

On the path toward artificial general intelligence (AGI), OpenAI is optimistic that LLMs are nearing the status of what they refer to as “*Reasoners*,” AI expected to solve

---

<sup>39</sup>Although Claude-3S is said to exhibit higher reasoning capabilities, the nature of its training is not public, therefore, we do not comment on its performance compared to GPT-o1 which we know is designed for strategic thinking.

complex problems with the proficiency of a PhD-level human without external tools; a significant step beyond their initial role as primarily conversational AI (chatbots).<sup>40</sup> Despite the more advanced LLMs showing some capability for learning and improvement over repeated interactions, our research shows that only GPT-o1 manages to perform well in strategic environments that require strategic reasoning. Hence, while most (if not, all) LLMs have clearly succeeded as chatbots, our research provides substantive evidence that OpenAI’s approach with GPT-o1 brings LLMs closer to true reasoning capabilities, on par with human beings (and perhaps beyond). Google’s framework for evaluating AGI progress (Table 1, Morris et al., 2024) offers a more comprehensive perspective by combining performance and generality. According to Google, while AI has achieved superhuman performance in very specific tasks (e.g., chess), they have not yet reached the “50th percentile of skilled adults” in more general settings.<sup>41</sup> Our research suggests that for LLMs (and AGI) to be considered advanced in reasoning (with GPT-o1 being the only model currently demonstrating significant progress), they must demonstrate consistent ability in anticipating and responding to the complex actions of others across various strategic environments.

---

<sup>40</sup>See, for example, <https://www.forbes.com/sites/jodiecook/2024/07/16/openais-5-levels-of-super-ai-agi-to-outperform-human-capability/>.

<sup>41</sup>Table 1 in Google’s framework introduces an approach to evaluate AI progress based on performance and generality. The table categorizes AI systems across different levels, with performance ranging from “No/Non-AI” to “Superhuman” and generality involving “narrow” and “general” tasks.

## A Tables

	$L_0$	$L_1$	$L_2$	$L_3$	$L_4$	$L_\infty$
$p = 1/2$ (Nagel, 1995b)	0.45	0.11	0.43	0.00	0.00	0.00
$p = 2/3$ (Nagel, 1995b) (baseline)	0.64	0.12	0.23	0.00	0.02	0.00
$p = 4/3$ (Nagel, 1995b)	0.52	0.38	0.05	0.06	0.00	0.00
Median (HS, 2022)	0.27	0.07	0.35	0.20	0.10	0.02
$n = \text{unspecified}$ (BDMNS, 2002)	0.25	0.09	0.18	0.09	0.17	0.25

**Table 7:** Estimates of the proportions of level- $k$  types from human subject experiments. (HS, 2022) is Hermes and Schunk (2022); (BDMNS, 2002) is Bosch-Domènech et al. (2002).

	$\tau$
$p = \frac{1}{2}$ (Nagel, 1995b)	1.08 (0.00, 2.14)
$p = \frac{2}{3}$ (Nagel, 1995b) (baseline)	0.00 (0.00, 1.09)
$p = \frac{4}{3}$ (Nagel, 1995b)	0.35 (0.00, 0.57)
Median (HS, 2022)	2.46 (0.00, 2.46)
$n = \text{unspecified}$ (BDMNS, 2002)	3.01 (2.91, 3.12)

**Table 8:** Estimates of  $\tau$  from the CH model for different pBCG parameters from human subject experiments. (HS, 2022) is Hermes and Schunk (2022); (BDMNS, 2002) is Bosch-Domènech et al. (2002).

	Random	$L_0$	$L_1$	$L_2$	$L_3$	$L_4$
MRG-1	0.26	0.04	0.09	0.27	0.30	0.04
MRG-2	0.23	0.13	0.37	0.18	0.07	0.02

**Table 9:** Estimates of the proportions of level- $k$  types from human subject experiments from Arad and Rubinstein (2012).

	$\tau$
MRG-1	3.14 (2.71, 3.65)
MRG-2	2.45 (1.16, 2.45)

**Table 10:** Estimates of  $\tau$  from the CH model from human subject experiments from Arad and Rubinstein (2012).

	$L_0$	$L_1$	$L_2$	$L_3$	$L_4$	$L_\infty$
GG	0.43 (0.20,0.66)	0.24 (0.05,0.44)	0.12 (0.00,0.26)	0.02 (0.00,0.07)	0.02 (0.00,0.11)	0.19 (0.06,0.35)

**Table 11:** Estimates of the proportions of level- $k$  types from human subject experiments from Costa-Gomes and Crawford (2006).

	$\tau$
GG	1.78 (0.81, 3.00)

**Table 12:** Estimates of  $\tau$  from the CH model from human subject experiments from Costa-Gomes and Crawford (2006).

LLM	Game (MRG)	H0: Two-sided	H0: Not Less	H0: Not Greater	More rational
ChatGPT-3.5	MRG-1	0	0	0.175	Human
ChatGPT-3.5	MRG-2	0.002	0.024	0.001	
ChatGPT-4	MRG-1	0	0	0.87	Human
ChatGPT-4	MRG-2	0	0	1	Human
ChatGPT-o1	MRG-1	0	0	1	Human
ChatGPT-o1	MRG-2	0	0	1	Human
Claude-Instant-1.2	MRG-1	0	0.058	0	-
Claude-Instant-1.2	MRG-2	0	0.597	0	-
Claude-2.1	MRG-1	0	0	0.769	Human
Claude-2.1	MRG-2	0.013	0.008	1	Human
Claude-3.5 (Sonnet)	MRG-1	0	0	0.633	Human
Claude-3.5 (Sonnet)	MRG-2	0.083	0.047	0.037	-

**Table 13:** MRG Results

LLM	Game (pBCG)	H0: Two-sided	H0: Not Less	H0: Not Greater	More rational
ChatGPT-3.5	Median	0	0	0.978	Human
ChatGPT-3.5	n=unspecified	0	0	0.743	Human
ChatGPT-3.5	p=1/2	0	0	0.805	Human
ChatGPT-3.5	p=2/3	0	0	0.761	Human
ChatGPT-3.5	p=4/3	0	0.03	0	
ChatGPT-4	Median	0	0	0.243	Human
ChatGPT-4	n=unspecified	0	0	0.57	Human
ChatGPT-4	p=1/2	0	0	0.009	
ChatGPT-4	p=2/3	0	0.192	0	LLM
ChatGPT-4	p=4/3	0	0.361	0	Human
ChatGPT-o1	Median	0	1	0	LLM
ChatGPT-o1	n=unspecified	0	1	0	LLM
ChatGPT-o1	p=1/2	0.038	0.018	0.066	Human
ChatGPT-o1	p=2/3	0	0.202	0	LLM
ChatGPT-o1	p=4/3	0	1	0	Human
Claude-Instant-1.2	Median	0	0	0.508	Human
Claude-Instant-1.2	n=unspecified	0	0	0.631	Human
Claude-Instant-1.2	p=1/2	0	0	0.437	Human
Claude-Instant-1.2	p=2/3	0	0	0.012	
Claude-Instant-1.2	p=4/3	0	0.041	0	
Claude-2.1	Median	0	0	0.799	Human
Claude-2.1	n=unspecified	0	0	0.181	Human
Claude-2.1	p=1/2	0	0	0.437	Human
Claude-2.1	p=2/3	0	0	0	
Claude-2.1	p=4/3	0	0.052	0	Human
Claude-3.5 (Sonnet)	Median	0	0	0.006	
Claude-3.5 (Sonnet)	n=unspecified	0	0	0.01	
Claude-3.5 (Sonnet)	p=1/2	0	0	0.442	Human
Claude-3.5 (Sonnet)	p=2/3	0	0	0.002	
Claude-3.5 (Sonnet)	p=4/3	0	0	0	

**Table 14:** pBCG Results

LLM	Game (GG)	More Rational
ChatGPT-o1	Round 1	LLM
ChatGPT-o1	Round 2	LLM
ChatGPT-o1	Round 3	LLM
ChatGPT-o1	Round 4	LLM
ChatGPT-o1	Round 5	LLM
ChatGPT-o1	Round 6	LLM
ChatGPT-o1	Round 7	LLM
ChatGPT-o1	Round 8	LLM
ChatGPT-o1	Round 9	LLM
ChatGPT-o1	Round 10	LLM
ChatGPT-o1	Round 11	LLM
ChatGPT-o1	Round 12	Human
ChatGPT-o1	Round 13	Human
ChatGPT-o1	Round 14	LLM
ChatGPT-o1	Round 15	Human
ChatGPT-o1	Round 16	Human
Claude-3.5 (Sonnet)	Round 1	Human
Claude-3.5 (Sonnet)	Round 2	Human
Claude-3.5 (Sonnet)	Round 3	Human
Claude-3.5 (Sonnet)	Round 4	Human
Claude-3.5 (Sonnet)	Round 5	LLM
Claude-3.5 (Sonnet)	Round 6	LLM
Claude-3.5 (Sonnet)	Round 7	Human
Claude-3.5 (Sonnet)	Round 8	Human
Claude-3.5 (Sonnet)	Round 9	Human
Claude-3.5 (Sonnet)	Round 10	Human
Claude-3.5 (Sonnet)	Round 11	Human
Claude-3.5 (Sonnet)	Round 12	Human
Claude-3.5 (Sonnet)	Round 13	Human
Claude-3.5 (Sonnet)	Round 14	Human
Claude-3.5 (Sonnet)	Round 15	Human
Claude-3.5 (Sonnet)	Round 16	Human

**Table 15:** GG Results

	Player 1			Player 2		
	Targets	Lower Limits	Upper Limits	Targets	Lower Limits	Upper Limits
Game 1	0.7	100	500	0.5	100	900
Game 2	0.5	100	900	0.7	100	500
Game 3	0.5	100	900	0.7	300	500
Game 4	0.7	300	500	0.5	100	900
Game 5	1.5	300	500	1.3	300	900
Game 6	1.3	300	900	1.5	300	500
Game 7	1.3	300	900	1.3	300	900
Game 8	1.3	300	900	1.3	300	900
Game 9	0.5	100	900	1.5	100	500
Game 10	1.5	100	500	0.5	100	900
Game 11	0.7	300	900	1.3	100	900
Game 12	1.3	100	900	0.7	300	900
Game 13	0.7	300	500	1.5	100	900
Game 14	1.5	100	900	0.7	300	500
Game 15	0.7	100	500	1.5	100	500
Game 16	1.5	100	500	0.7	100	500

**Table 16:** Task parameters from Costa-Gomes and Crawford (2006) used for GG (same order)



Games	$l_0$	$l_1$	$l_2$	$l_3$	$l_4$	$l_5$	$l_6$	$l_7$	$l_8$	$l_9$	$l_{10}$	$l_{11}$
1	300	350	105	122.50	100*							
2	500	150	175	100*								
3	500	200	175	150*								
4	400	350	300*									
5	400	500*										
6	600	520	650*									
7	600	780	900 $e$									
8	600	780	900*									
9	500	150	250	112.50	187.50	100*						
10	300	500	225	375	168.75	281.25	150*					
11	600	350	546	318.50	496.86	300*						
12	500	780	455	709.80	414.05	645.92	390*					
13	400	350	420	367.50	441	385.88	463.05	405.17	486.20	425.43	500*	
14	500	600	525	630	551.25	661.50	578.81	694.58	607.75	729.30	638.14	750*
15	300	210	315	220.5	330.75	231.53	347.29	243.10	350*			
16	300	450	315	472.5	330.75	496.13	347.29	500*				

**Table 17:** Predictions from the level- $k$  model for 16 GGs. Asterisk refers to reaching Nash equilibrium action.

Games	$s_0$	$s_1$	$s_2$	$s_3$	$s_4$	$s_5$
1	300	350	203	175.84	165.89	162.55
2	500	150	165	145.29	137.59	134.97
3	500	200	185	174.14	170.90	169.89
4	400	350	300*			
5	400	500*				
6	600	520	598	614.14	618.96	620.44
7	600	780	900*			
8	600	780	900*			
9	500	150	210	212.33	210.52	209.71
10	300	500	435	397.76	387.11	383.69
11	600	350	467.60	449.57	444.85	443.36
12	500	780	585	592.10	591.07	590.46
13	400	350	392	390.91	391.55	391.85
14	500	600	555	565.24	568.08	569.00
15	300	210	273	268.44	268.26	268.30
16	300	450	369	381.57	384.40	385.26

**Table 18:** Predictions from the CH model for 16 GGs at  $\tau = 1.5$

## References

- Ahn, J., Verma, R., Lou, R., Liu, D., Zhang, R., and Yin, W. (2024). Large Language Models for Mathematical Reasoning: Progresses and Challenges. arXiv:2402.00157 [cs].
- Arad, A. and Rubinstein, A. (2012). The 11–20 Money Request Game: A Level- $k$  Reasoning Study. *American Economic Review*, 102(7):3561–3573.
- Bernheim, B. D., DellaVigna, S., and Laibson, D., editors (2019). *Handbook of Behavioral Economics - Foundations and Applications 1, Volume 2*. Elsevier. Backup Publisher: Elsevier.
- Bosch-Domènech, A., Montalvo, J. G., Nagel, R., and Satorra, A. (2002). One, Two, (Three), Infinity, ...: Newspaper and Lab Beauty-Contest Experiments. *American Economic Review*, 92(5):1687–1701.
- Brocas, I. and Carrillo, J. D. (2020). The evolution of choice and learning in the two-person beauty contest game from kindergarten to adulthood. *Games and Economic Behavior*, 120:132–143.
- Brunet-Gouet, E., Vidal, N., and Roux, P. (2024). Can a Conversational Agent Pass Theory-of-Mind Tasks? A Case Study of ChatGPT with the Hinting, False Beliefs, and Strange Stories Paradigms. In Baratgin, J., Jacquet, B., and Yama, H., editors, *Human and Artificial Rationalities*, pages 107–126. Springer Nature Switzerland.
- Camerer, C. F. (2011). *Behavioral game theory: Experiments in strategic interaction*. Behavioral game theory: Experiments in strategic interaction. Princeton University Press, New York, NY, US.
- Camerer, C. F., Ho, T.-H., and Chong, J.-K. (2004a). A Cognitive Hierarchy Model of Games. *The Quarterly Journal of Economics*, 119(3):861–898.
- Camerer, C. F., Loewenstein, G., and Rabin, M. (2004b). *Advances in Behavioral Economics*. Princeton University Press.
- Chen, Y., Liu, T. X., Shan, Y., and Zhong, S. (2023). The emergence of economic rationality of GPT. *Proceedings of the National Academy of Sciences*, 120(51):e2316205120.

- Costa-Gomes, M. A. and Crawford, V. P. (2006). Cognition and Behavior in Two-Person Guessing Games: An Experimental Study. *The American Economic Review*, 96(5).
- Crawford, V. P., Costa-Gomes, M. A., and Iriberri, N. (2013). Structural Models of Nonequilibrium Strategic Thinking: Theory, Evidence, and Applications. *Journal of Economic Literature*, 51(1):5–62.
- Duan, J., Wang, S., Diffenderfer, J., Sun, L., Chen, T., Kailkhura, B., and Xu, K. (2024a). ReTA: Recursively Thinking Ahead to Improve the Strategic Reasoning of Large Language Models. In Duh, K., Gomez, H., and Bethard, S., editors, *Proceedings of the 2024 Conference of the North American Chapter of the Association for Computational Linguistics: Human Language Technologies (Volume 1: Long Papers)*, pages 2232–2246, Mexico City, Mexico. Association for Computational Linguistics.
- Duan, J., Zhang, R., Diffenderfer, J., Kailkhura, B., Sun, L., Stengel-Eskin, E., Bansal, M., Chen, T., and Xu, K. (2024b). GTBench: Uncovering the Strategic Reasoning Limitations of LLMs via Game-Theoretic Evaluations. arXiv:2402.12348 [cs].
- Erev, I. and Roth, A. E. (1998). Predicting how people play games: Reinforcement learning in experimental games with unique, mixed strategy equilibria. *American economic review*, pages 848–881.
- Georganas, S., Healy, P. J., and Weber, R. A. (2015). On the persistence of strategic sophistication. *Journal of Economic Theory*, 159:369–400.
- Grosskopf, B. and Nagel, R. (2008). The two-person beauty contest. *Games and Economic Behavior*, 62(1):93–99.
- Hagendorff, T., Fabi, S., and Kosinski, M. (2023). Human-like intuitive behavior and reasoning biases emerged in large language models but disappeared in ChatGPT. *Nature Computational Science*, 3(10):833–838. Publisher: Nature Publishing Group.
- Hermes, H. and Schunk, D. (2022). If you could read my mind—an experimental beauty-contest game with children. *Experimental Economics*, 25(1):229–253.

- Ho, T.-H., Camerer, C., and Weigelt, K. (1998). Iterated Dominance and Iterated Best Response in Experimental "p-Beauty Contests". *The American Economic Review*, 88(4):947–969.
- Li, Q., Fu, L., Zhang, W., Chen, X., Yu, J., Xia, W., Zhang, W., Tang, R., and Yu, Y. (2024). Adapting Large Language Models for Education: Foundational Capabilities, Potentials, and Challenges. arXiv:2401.08664 [cs].
- Liang, W., Zhang, Y., Wu, Z., Lepp, H., Ji, W., Zhao, X., Cao, H., Liu, S., He, S., Huang, Z., Yang, D., Potts, C., Manning, C. D., and Zou, J. Y. (2024). Mapping the Increasing Use of LLMs in Scientific Papers. arXiv:2404.01268 [cs].
- Lorè, N. and Heydari, B. (2024). Strategic behavior of large language models and the role of game structure versus contextual framing. *Scientific Reports*, 14(1):18490. Publisher: Nature Publishing Group.
- Loya, M., Sinha, D. A., and Futrell, R. (2023). Exploring the Sensitivity of LLMs' Decision-Making Capabilities: Insights from Prompt Variation and Hyperparameters. In *Findings of the Association for Computational Linguistics: EMNLP 2023*, pages 3711–3716. arXiv:2312.17476 [cs].
- Mei, Q., Xie, Y., Yuan, W., and Jackson, M. O. (2024). A Turing Test: Are AI Chatbots Behaviorally Similar to Humans? *Proceedings of the National Academy of Sciences*, 121(9):e2313925121.
- Morris, M. R., Sohl-dickstein, J., Fiedel, N., Warkentin, T., Dafoe, A., Faust, A., Farabet, C., and Legg, S. (2024). Levels of AGI for Operationalizing Progress on the Path to AGI. *Proceedings of ICML 2024*.
- Nagel, R. (1995a). Dataset Unraveling in Guessing Games: An Experimental Study. <https://x-science.org/xscience/#!Detail/10.23663/x2646>.
- Nagel, R. (1995b). Unraveling in Guessing Games: An Experimental Study. *The American Economic Review*, 85(5):1313–1326.
- Nagel, R., Bosch-Domènech, A., Charness, G., José, G.-M., Hurkens, S., Ángel, L. N., Matthies, N., Rockenbach, B., Satorra, A., Selten, R., and Thaler, R. H. (2002). Dataset One, Two, (Three), Infinity, ...: Newspaper and Lab Beauty-Contest Experiments. <https://x-science.org/xscience/#!Detail/10.23663/x2544>.

- OpenAI (2024). OpenAI o1-preview System Card. <https://cdn.openai.com/o1-system-card-20241205.pdf/>. Accessed: 2024-09-20.
- Schaeffer, R., Miranda, B., and Koyejo, S. (2023). Are Emergent Abilities of Large Language Models a Mirage? arXiv:2304.15004 [cs].
- Stahl, D. O. and Wilson, P. W. (1994). Experimental evidence on players’ models of other players. *Journal of Economic Behavior & Organization*, 25(3):309–327.
- Stahl, D. O. and Wilson, P. W. (1995). On Players’ Models of Other Players: Theory and Experimental Evidence. *Games and Economic Behavior*, 10(1):218–254.
- Wang, D. and Zhang, S. (2024). Large language models in medical and health-care fields: applications, advances, and challenges. *Artificial Intelligence Review*, 57(11):299.
- Wang, L., Ma, C., Feng, X., Zhang, Z., Yang, H., Zhang, J., Chen, Z., Tang, J., Chen, X., Lin, Y., Zhao, W. X., Wei, Z., and Wen, J.-R. (2024). A Survey on Large Language Model based Autonomous Agents. *Frontiers of Computer Science*, 18(6):186345. arXiv:2308.11432 [cs].
- Webb, T., Holyoak, K. J., and Lu, H. (2023). Emergent analogical reasoning in large language models. *Nature Human Behaviour*, 7(9):1526–1541. Publisher: Nature Publishing Group.
- Weber, R. A. (2003). ‘Learning’ with no feedback in a competitive guessing game. *Games and Economic Behavior*, 44(1):134–144.
- Wei, J., Tay, Y., Bommasani, R., Raffel, C., Zoph, B., Borgeaud, S., Yogatama, D., Bosma, M., Zhou, D., Metzler, D., Chi, E. H., Hashimoto, T., Vinyals, O., Liang, P., Dean, J., and Fedus, W. (2022). Emergent Abilities of Large Language Models. arXiv:2206.07682 [cs].
- Wei, J., Wang, X., Schuurmans, D., Bosma, M., Ichter, B., Xia, F., Chi, E., Le, Q., and Zhou, D. (2023). Chain-of-Thought Prompting Elicits Reasoning in Large Language Models. arXiv:2201.11903 [cs].
- Xiao, C., Xu, S. X., Zhang, K., Wang, Y., and Xia, L. (2023). Evaluating Reading Comprehension Exercises Generated by LLMs: A Showcase of ChatGPT in

Education Applications. In Kochmar, E., Burstein, J., Horbach, A., Laarmann-Quante, R., Madnani, N., Tack, A., Yaneva, V., Yuan, Z., and Zesch, T., editors, *Proceedings of the 18th Workshop on Innovative Use of NLP for Building Educational Applications (BEA 2023)*, pages 610–625, Toronto, Canada. Association for Computational Linguistics.

Zhang, Y., Lu, J., and Jaitly, N. (2024a). Probing the Multi-turn Planning Capabilities of LLMs via 20 Question Games. arXiv:2310.01468 [cs].

Zhang, Y., Mao, S., Ge, T., Wang, X., Xia, Y., Lan, M., and Wei, F. (2024b). K-Level Reasoning with Large Language Models. arXiv:2402.01521 [cs].

Zhou, Z., Wang, Q., Jin, M., Yao, J., Ye, J., Liu, W., Wang, W., Huang, X., and Huang, K. (2024). MathAttack: Attacking Large Language Models towards Math Solving Ability. *Proceedings of the AAAI Conference on Artificial Intelligence*, 38(17):19750–19758. Number: 17.