

The Emergence of Strategic Reasoning of Large Language Models

Dongwoo Lee*

Gavin Kader†

February 10, 2025

Abstract

Although large language models (LLMs) have demonstrated strong reasoning abilities in structured tasks (e.g., coding and mathematics), it remains unexplored whether these abilities extend to strategic multi-agent environments. We investigate strategic reasoning capabilities – the process of choosing an optimal course of action by predicting and adapting to others’ actions – of LLMs by analyzing their performance in three classical games from behavioral economics. We evaluate three standard LLMs (ChatGPT-4, Claude-2.1, Gemini 1.5) and three specialized reasoning LLMs (GPT-o1, Claude-3.5-Sonnet, Gemini Flash Thinking 2.0) using hierarchical models of bounded rationality. Our results show that reasoning LLMs exhibit superior strategic reasoning compared to standard LLMs (which do not demonstrate substantial capabilities), and often match or exceed human performance. Since strategic reasoning is fundamental to future AI systems (including Agentic AI and Artificial General Intelligence), our findings demonstrate the importance of dedicated reasoning capabilities in achieving effective strategic reasoning.

Keywords: strategic reasoning, large language models, level- k model, cognitive hierarchy model

*Southwestern University of Finance and Economics. E-mail: dwlee05@gmail.com

†Southwestern University of Finance and Economics. E-mail: gav.kader@outlook.com

1 Introduction

As the reliance on Large Language Models (LLMs) is now pervasive, it is vital to assess whether the mechanisms through which LLMs reason are also capable of *strategic* reasoning – the process of choosing an optimal course of action by predicting and adapting to the actions of others in multi-agent environments. While research has shown LLMs’ reasoning skills in individual decision-making (economic rationality) [12, 22], mathematics [1, 40], simple reasoning problems [35, 19], and coding tasks [30, 2], this does not inherently imply they possess strategic reasoning capabilities. Such capabilities are crucial in decision-making environments involving multiple agents/tools/systems with (competitive/cooperative) objectives, that require constant anticipation and adaptation for autonomous, real-time problem-solving and tasks, i.e., within Agentic AI (AAI)¹ and Artificial General Intelligence (AGI)² systems.

In this study, our objective is to explore the emergence of strategic reasoning capabilities [37, 31] leveraging OpenAI’s ChatGPT-4 and ChatGPT-o1-preview (GPT-4, GPT-o1), Anthropic’s Claude-2.1 and Claude-3.5-Sonnet (Cl-2, Cl-3S), and Google’s Gemini 1.5 Flash and Gemini Flash Thinking 2.0 Experimental (Ge-1.5, Ge-2T). We investigate whether reasoning LLMs, specifically designed with reasoning techniques (GPT-o1, Cl-3S, and Ge-2T) exhibit sophisticated strategic reasoning abilities, and whether such abilities were already present in more standard LLMs. To evaluate and deepen our understanding of LLMs’ strategic reasoning, we adopt a behavioral economics framework – a ubiquitous approach in studying human behavior – to provide valuable insights into how well LLMs can navigate strategic environments.

We explore strategic reasoning using three classical games from the behavioral economics literature: the p-Beauty Contest Game (pBCG), the Guessing Game (GG), and the 11-20 Money Request Game (MRG) [28, 13, 3, respectively], allowing us to evaluate LLMs by estimating their depth of strategic reasoning and investigate whether we observe similarities/differences across games.^{3,4} Using such games provides us with essential tools to evaluate LLMs, as the focus is on logic and strategic reasoning through clear, well-defined rules and, vitally, action spaces that allow us to directly test the depth of strategic reasoning abilities. For each of these games, player’s strategic reasoning involves recursively anticipating and adapting to the actions of other players.

Two of the most profound models from behavioral economics that capture the recursive process involved in limited strategic sophistication are the level- k model [33, 34, 28] and the

¹AI that performs goal-oriented tasks autonomously, involving interactions (workflows) with other external tools (or LLMs), leveraging LLMs’ abilities to process language [7].

²AI that performs a wide range of cognitive tasks at, or beyond, human-level proficiency [32].

³In human subjects, [17] show that strategic reasoning can differ across games.

⁴Using behavioral games (dictator game, ultimatum game, trust game, bomb risk game, and public goods game), [25] show that LLMs exhibit behavioral traits such as trust, fairness, risk-aversion, altruism, and cooperation, with responses that are statistically indistinguishable from human behavior.

cognitive hierarchy (CH) model [9].⁵ These alternative models of bounded rationality have been able to provide more accurate predictions of behavior. Studies in behavioral economics have largely focused on human adults with some research done with children [8, 20, 14]. We apply both models to evaluate LLMs by measuring their level of strategic reasoning represented by a hierarchy of iterated reasoning – an investigation which is yet to be done with LLMs.

The *lowest rank* in the hierarchy, say rank-0, is completely non-strategic, that is, actions are made without taking into account the actions of others.⁶ The next rank represents more strategic behavior (rank-1) with beliefs that all others are non-strategic (rank-0). Similarly, rank-2 beliefs are that all others consist of lower ranks. In the level- k model, these lower ranks, referred to as levels, are always exactly one level lower of reasoning, e.g., level-2 (L_2) assumes that all others are level-1 (L_1). In the CH model, these lower ranks, referred to as steps, accommodate a combination of all lower steps of reasoning, e.g., step-2 assumes that all others are a mixture of step-0 and step-1. As we move up the hierarchy, this pattern continues for higher ranks. In this process, knowing how many stages of iterated reasoning the others are utilizing (i.e., the others’ levels) is essential. In this way, we aim to answer to what extent are LLMs strategically sophisticated.

To evaluate the strategic reasoning of LLMs, we instruct LLMs to play the different games under various treatments. To obtain a distribution of responses from each LLM, we request 100 responses, with each prompt being independent – akin to conducting a laboratory experiment with 100 subjects. Additional treatments include varying the parameters of the games themselves.⁷ By estimating the level- k model and the CH model, we are able to determine the depth of reasoning (up to a fixed level/step) by matching the theoretical predictions of each model for each game with the observed data. Our overall results are (i) reasoning LLMs demonstrate higher strategic reasoning compared to standard LLMs, (ii) with sufficient feedback, LLMs are able to learn and achieve higher orders of strategic reasoning (especially standard LLMs), (iii) reasoning LLMs learn faster than standard LLMs, (iv) standard LLMs consistently exhibited worse strategic reasoning than typical human subjects (from the experimental economics literature), (v) GPT-o1 often exhibits higher strategic reasoning than human subjects, and consistently outperforms Ge-2T and Cl-3S.

The enhanced reasoning techniques of the reasoning LLMs is the most likely explanation for their higher strategic reasoning. Specifically, GPT-o1 and Ge-2T leverage large-scale

⁵Abundant studies in behavioral economics have shown that the Nash equilibrium, derived from the assumption of full rationality, does not match well with observed play [11, 10, 4]. This has given rise to models of limited strategic reasoning.

⁶A common assumption is that rank-0 behavior is consistent with choosing an action as if drawing uniformly from the action space.

⁷The temperature parameter of LLMs can also influence output in terms of randomness and creativity. Section B.5 of Appendix B contains these results with overarching takeaway that temperature has little effect on observed strategic reasoning.

reinforcement learning to enhance their reasoning skills, with chain-of-thought reasoning – a process where the model tackles tasks step-by-step, approaching problems incrementally [38], which, in practice, means training LLMs to break down complex tasks into smaller, manageable steps, mirroring human-like reasoning.⁸ With this approach, GPT-o1 and Ge-2T refine their reasoning by exploring various strategies and recognizing potential mistakes, further enhancing their problem-solving capabilities in an iterative, and (seemingly) reflective process, ensuring more careful evaluation before responding.⁹ Anthropic’s Cl-3S is positioned as their first LLM optimized for complex reasoning, adept at handling nuanced instructions, and exhibiting exceptional reasoning in writing code [2]. While detailed information on the specific methods used to enhance reasoning in Cl-3S is not public, it stands as a valuable comparison point alongside other advanced reasoning models like GPT-o1 and Ge-2T.

Using standard methodologies and models from behavioral economics, and experimental economics, we are able to concretely evaluate the strategic reasoning capabilities of LLMs using models of bounded rationality. We contribute to the ongoing interest in comparing between different kinds of LLMs (reasoning vs. standard) as well as comparisons with human behavior. Further, we highlight that with sufficient feedback, even LLMs which exhibited poor performance in one-shot games can refine their strategies, which draws a parallel with human subjects [28, 21, 36] and the reasoning LLMs. By incorporating thinking/reasoning skills into the mechanism through which LLMs operate, it gives a clear inherent indication as to why reasoning LLMs perform vastly better than other LLMs and are capable of outperforming human subjects. Our study emphasizes the importance of continuous improvement in these mechanisms, particularly for interactive tasks requiring higher-order reasoning.

2 p-Beauty Contest Game

We begin with an overview of the pBCG, examining its theoretical predictions from behavioral game theory, which accounts for both full and bounded rationality. After briefly describing how these models are estimated, we explain our approach to implementing the pBCG with LLMs.

Game. A group of $n \geq 2$ players simultaneously choose a number in the interval $[0, 100]$. The winner of the game is the player whose number is closest to a given target multiplier (p) of the average number chosen by all players.

Theoretical Predictions. Nash equilibrium requires no player has an incentive to deviate from a given strategy profile, assuming all other players’ strategies remain the same. The equilibrium is based on the assumption of common knowledge of rationality that all players

⁸As opposed to just prompting them to use chain-of-thought reasoning.

⁹ChatGPT-o1-preview is the first model of this type and therefore serves as an essential benchmark.

are rational and that is known to all players. In the pBCG with $p < 1$, a unique Nash equilibrium is that all players choose 0 as no player gains by choosing another number when all others choose 0. Similarly, in the pBCG with $p > 1$, a unique Nash equilibrium is that all players choose 100.

Both in the level- k and the cognitive hierarchy (CH) models, it is assumed that players are boundedly rational in the sense that each player deems their level/step of reasoning is higher than that of others. Specifically, the level- k model assumes that a player believes that all others are one level lower in their reasoning compared to themselves. The CH model assumes that a player believes that the reasoning steps of the others are distributed (strictly) below her own, according to a Poisson distribution. For both models, we use the concept of *best guess* which is a target number based on a average guess of numbers from other players and the target multiplier (p).¹⁰

In the level- k model, the best guess for each reasoning level, denoted by l_k for $k = 0, 1, \dots$, is defined as:

$$l_0 = 50, \quad l_1 = l_0 \times p = 50p, \quad l_2 = l_1 \times p = 50p^2, \dots, \quad l_k = l_{k-1} \times p = 50p^k,$$

where an L_0 type chooses $l_0 = 50$, which is the average guess when choosing uniformly at random from $[0, 100]$. A L_k type, $k = 1, 2, \dots$, believes that all other players are L_{k-1} , choosing $l_{k-1} = 50 \times p^{k-1}$. Clearly, l_k converges to 0 and 100 for $p < 1$ and $p > 1$, respectively, in the interval $[0, 100]$ when the reasoning level k goes to infinity.

The CH model assumes that each player is playing against a distribution of players who are using lower reasoning steps. This distribution is given by a Poisson distribution $f(\cdot; \tau)$, where τ is the mean (and the variance) of the number of reasoning steps. Specifically, a step- k type believes that they are playing against a distribution of players with reasoning steps from 0 to $k - 1$. This distribution is given by $f_k(j; \tau)$, $j = 0, 1, \dots, k - 1$, such that

$$f_k(j; \tau) = \left(\frac{e^{-\tau} \tau^j}{j!} \right) / \left(\sum_{m=0}^{k-1} \frac{e^{-\tau} \tau^m}{m!} \right), \quad (1)$$

where $f_k(j; \tau)$ is the conditional probability for $j = 0, 1, \dots, k - 1$.

The best guess for reasoning steps, denoted by s_k for $k = 1, 2, \dots$, is defined as

$$s_k = \sum_{j=0}^{k-1} f_k(j; \tau) s_j,$$

¹⁰In game theory, the concept of a *best response* is often employed to derive an equilibrium – a set of strategies that provide the most favorable outcome based on a belief about the strategies of others. In games such as these in which a best response given a belief may not be uniquely defined, we use a best guess as a reasonable best response, common to the behavioral economics literature, making it possible to identify a level/step of reasoning.

where the average guess for step-0 is $s_0 = 50$, that is, a random choice from the interval $[0, 100]$. A step- k type believes that all others are step-0 to step- $(k - 1)$, according to the Poisson probability density $f_k(j; \tau)$. For example, with $\tau = 1.5$, a step-2 player believes that they are playing against a combination of step-0 and step-1 players, with the proportions of each being 40% and 60%, respectively. Given these proportions, a step-2 player would choose to play p times the expected response of the other players.

Estimation. From these theoretical predictions, we estimate the parameters for both the level- k and CH models by maximum likelihood estimation (MLE). For the level- k model, we estimate the proportions of responses corresponding to each level from L_0 , L_1 , L_2 , L_3 , L_4 , and L_∞ (Nash) predictions. We assume that each response is a best guess with (independent and identically distributed) noise. Estimation of the level- k model gives the distribution of responses according to the different levels of reasoning. For example, if responses are concentrated around the lower-level types’ guesses, compared to higher-level types’ guesses, then overall responses from the former must exhibit less strategic reasoning than the latter. The estimated level- k model will reflect this in estimating higher frequencies for the lower levels of reasoning. Similarly for the CH model, we estimate the distribution of step-types using a Poisson distribution (fully parameterized by τ), as defined above, with a similarly defined noisy best guess based on the (conditional) distribution of lower step-types. For example, a higher/lower estimated τ is indicative of higher/lower level reasoning, on average, as this indicates more/fewer (average) steps of reasoning.¹¹ A detailed description of the estimation for both models is provided in Section B.4.1 of Appendix B.

Instructing LLMs. To collect data, we use the respective application programming interfaces (API) with Python/R from OpenAI, Anthropic, and Google. The exact input prompts for the understanding questions and the tasks are provided in Sections B.2 and B.3 of Appendix B.

2.1 Design

The baseline condition refers to a specific set of parameters of the pBCG.

Baseline condition: The total number of participants is 11 ($n = 11$), the target statistic is the average, and the target proportion is $2/3$ ($p = 2/3$). This represents a classical pBCG with the most commonly used parameters in the literature. We ask each LLM to complete the baseline pBCG 100 times, providing us with a distribution of responses.

¹¹For example, in pBCG, a $\hat{\tau} = 0$ implies that all players are step-0 types, whereas $\hat{\tau} \rightarrow \infty$ indicates players are fully rational, as *infinitely* iterated elimination of dominated strategies leads to a unique Nash equilibrium. A $\hat{\tau} = 1.5$ indicates that the average step-type is 1.5. Further, as the frequency of types $f(k)$ is Poisson-distributed, the ratio $\frac{f(k-1)}{f(k-2)}$ favors step- $(k - 1)$ types when τ is large, i.e., step- k types play as if there are predominantly step- $(k - 1)$ type when τ is large.

Alternative conditions: To provide comparisons with the baseline condition, we change one of the parameters while keeping the others fixed. LLM responses are collected for (i) $p \in \{1/2, 4/3\}$, (ii) $n \in \{2, \text{unspecified}\}$, (iii) $\{\text{median}\}$. Varying these parameters does not change the substance of the baseline pBCG, but offers additional insights into LLM strategic reasoning.¹²

Multiple rounds: We collect responses from a repeated version of the pBCG, with feedback, conducted over 10 rounds, using the same parameters as the baseline condition, including $p = \{4/3\}$. After each round, each player receives information about the average bid and the target number ($p \times \text{average}$). Additionally, players are privately informed of their win (or loss) but not the identity of the winner nor the winning bid (following [21]). Players are provided with the cumulative history of the game from round 1 to 10 within their prompts.

2.2 Baseline Condition Results

Before proceeding with data collection, we conducted a series of preliminary checks involving several questions for whether LLMs understand the game-specific rules and winning conditions – and whether they choose a best response when given the actions of the other players to confirm their ability to respond optimally. We asked each LLM to answer each question 25 times. Each LLM consistently answers all of the questions related to the rules of the game, as well as when winning conditions were satisfied (or not) correctly. All LLMs also provided appropriate answers for a best response in the baseline condition.

The reasoning LLMs are more strategically sophisticated than the standard LLMs by at least 1 to 2 higher levels of thinking on average, with GPT-o1 exhibiting the highest level of strategic reasoning overall, summarized in Figure 1.¹³ As is well known in the experimental economics literature [see 28, 6, as representative examples], human subjects are typically a combination of L_0 , L_1 , L_2 , and L_∞ , with L_∞ types being rare (Table A1). From Figure 1, we observe that the distribution of levels for GPT-o1, Cl-3S, Ge-2T, and GPT-4 are (weakly) shifted toward higher levels of strategic reasoning. Overall, GPT-o1 exhibits the highest level of strategic reasoning by a large margin.¹⁴

¹²We are able to draw direct comparisons with data from [28] (different p 's), [18] ($n = 2$), [6] ($n = \text{unspecified}$), and [20] (median). The theoretical predictions previously discussed remain identical for the different conditions.

¹³All non-zero proportions in Figure 1 are statistically significant at the 5% level with inference based on randomized resampling (bootstrap).

¹⁴Using data from [27] ($N = 67$), we also conduct Kolmogorov-Smirnov (KS) tests for the distribution of raw results. Results are summarized in Table A3. Focusing on those cases in which exactly one of the one-sided tests is rejected, one-sided KS tests suggest that GPT-4, GPT-o1, and Ge-2T outperform human subjects at any reasonable significance levels. Two-sided tests suggest the distributions between LLMs and human subjects are all statistically different from each other at any reasonable significance level. Data made available at [29].

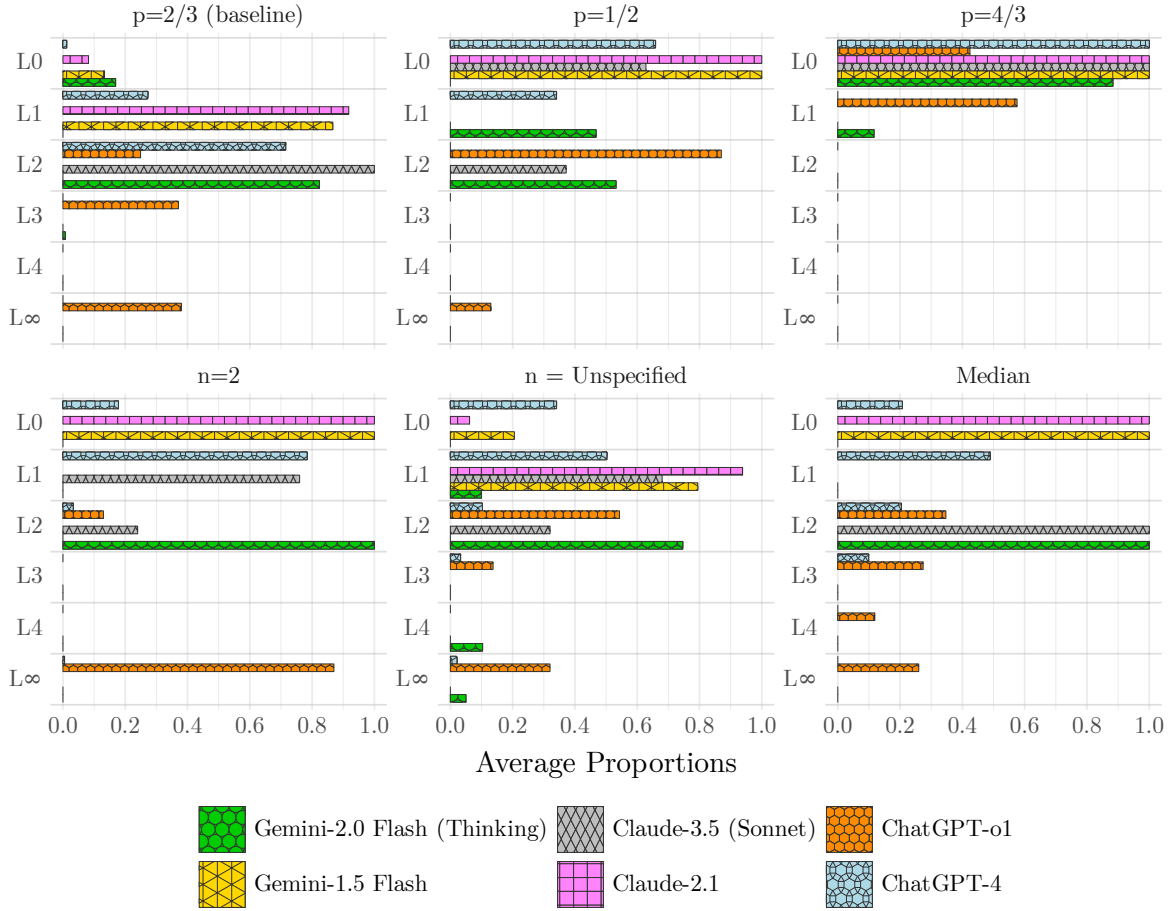


Figure 1: Estimates of the proportions of level- k types for the pBCG

Table 1 shows estimates for τ alongside respective 95% confidence intervals.¹⁵ On average, Cl-2 exhibits strategic reasoning by 1-step with estimates similar to human subjects (see Table A2). However, GPT-4, GPT-o1, Cl-3S, and Ge-2T vastly outperformed the other LLMs, and exhibit higher levels of strategic reasoning than human subjects, with GPT-o1 exhibiting the highest average steps of reasoning.

2.3 Alternate Conditions Results

As with the baseline condition, we check whether LLMs understand the game (specific rules & win condition, and best responses). All understanding questions were answered correctly by each LLM except when $n = \{2\}$, where only Cl-2 provided incorrect best responses (8% error rate).

¹⁵Confidence intervals are estimated from randomized resampling (bootstrap). This is true for all tables with estimates from the CH model in this paper.

	$p = 2/3$ (baseline)	$p = 1/2$	$p = 4/3$	$n = 2$	$n =$ unspecified	Median
GPT-4	2.39 (2.23,2.46)	0.56 (0.56,0.79)	0.00 (0.00,0.00)	0.87 (0.79,0.94)	0.83 (0.69,1.01)	1.09 (0.83,1.36)
GPT-o1	4.42 (4.00,4.77)	2.52 (2.52,2.99)	0.95 (0.744,0.96)	7.09 (6.42,8.00)	3.43 (3.11,3.76)	4.00 (0.00,4.86)
Cl-2	0.91 (0.86,0.95)	0.00 (0.00,0.00)	0.00 (0.00,0.00)	0.00 (0.00,0.00)	0.91 (0.87,0.94)	0.00 (0.00,0.00)
Cl-3S	2.87 (2.87,2.87)	1.50 (1.31,1.57)	0.00 (0.00,0.00)	1.17 (1.12,1.24)	1.26 (1.18,1.34)	2.87 (2.65,2.88)
Ge-1	0.86 (0.79,0.91)	0.00 (0.00,0.00)	0.00 (0.00,0.00)	0.00 (0.00,0.00)	0.77 (0.70,0.84)	0.00 (0.00,0.00)
Ge-2T	2.46 (2.39,2.72)	2.12 (1.99,2.12)	0.00 (0.00,0.00)	1.86 (1.79,1.91)	2.22 (2.01,2.41)	2.46 (2.46,2.92)

Table 1: Estimates of τ from the CH model for different pBCG parameters. 95% confidence intervals (bootstrapped) are shown in parentheses.

From Figure 1, Cl-2 and Ge-1 are consistent with their baseline estimates $n = \{\text{unspecified}\}$ condition but show lack of strategic reasoning in the remaining conditions with exhibiting overall drops in strategic reasoning from baseline. Cl-3S only manages to stay at L_2 for the median condition with drops to combinations of L_0/L_1 and small proportions of L_2 behavior. Only GPT-o1 and (marginally) Ge-2T exhibit L_∞ behavior. This is particularly true when $n = \{2\}$, where it is virtually consistent with a fully rational player.¹⁶ Overall, for all conditions except when $p = \{4/3\}$, only the reasoning LLMs exhibit significant L_2+ behavior, with GPT-o1 clearly outperforming the other LLMs.

Surprisingly, when $p = \{4/3\}$, only GPT-o1 and Ge-2T exhibit any non-random behavior. A plausible explanation for poor performance in this condition is that LLMs are vastly trained on pBCGs which involve iterating downward to a lower number (i.e., every other condition) as the literature mainly focuses on these versions of pBCG. This lack of flexibility means it may be difficult to adapt to a condition which involves a different iterative process, albeit similar for a human.

From Table A1, when compared with human subjects, the standard LLMs are dominated in strategic reasoning for all the alternate conditions. Cl-3S does comparably when $p = \{1/2\}$ against human subjects but is dominated for all other conditions. Ge-2T performs better and is comparable or better in all conditions except the median condition. Again, GPT-o1 outperforms human subjects in terms of strategic reasoning in all alternate conditions, except when $p = \{4/3\}$ in which case it is slightly outperformed by human subjects, yet still

¹⁶Increases in strategic reasoning are not surprising in this condition, given that the game is less complicated when there are fewer players, but with dramatic/modest improvements for GPT-o1/Ge-2T.

comparable in reasoning.¹⁷

The estimates of the CH model corroborate the finding of low strategic reasoning across all alternate conditions for standard LLMs and that all reasoning LLMs (weakly) outperform standard LLMs, which are summarized in Table 1. When $p = \{4/3\}$, all LLMs perform poorly, with GPT-o1 barely outperforming the other LLMs.¹⁸ From Table A2, it is again clear that human subjects overall outperform standard LLMs in strategic reasoning, except when $n = 2$ where human subjects perform surprisingly poorly, as discussed in [18]. Cl-3S is comparable with human subjects in most conditions except the $n = \{\text{unspecified}\}$ in which human subjects exhibit almost 2 more steps of reasoning. Ge-2T is comparable in the median condition, and outperforms when $p = \{1/2\}$, but outperformed otherwise. GPT-o1 vastly outperforms human subject in all treatments in terms of strategic reasoning, by almost 2 steps of thinking on average, with only the $p = \{4/3\}$ being comparable with human subjects.

2.4 Multiple Rounds Results

From the previous analysis, it is evident that the majority of LLMs display limited strategic reasoning in one-shot pBCG. To investigate further, we explore a repeated version of pBCG with multiple rounds to see whether LLMs can learn to adjust their responses.

From Figure 2, across all LLMs, GPT-o1’s initial responses are always closest to the fully rational prediction, approximately exhibiting L_2 behavior. For $p = \{2/3\}$, the initial responses of the other LLMs are consistent with L_0 and L_1 (or approximate L_2 behavior, approximately consistent with their one-shot levels of strategic reasoning. A similar result occurs when $p = \{4/3\}$ with only L_0 behavior being observed.

When $p = \{2/3\}$, all LLMs exhibit a downward trend to the rational prediction; Ge-1 only manages to converge to approximately L_3 behavior, but does not approximate L_∞ behavior unlike the other LLMs which do get to (in the close vicinity of) the rational prediction by round 10. Likewise, for $p = \{4/3\}$, all LLMs show upward trends across all rounds with only Ge-1 not achieving the rational prediction. In general, the reasoning LLMs achieve the rational prediction faster than the standard LLMs (that converge), suggesting that even standard LLMs are capable of learning and adapting to strategic environments with sufficient feedback. GPT-o1 clearly outperforms all other LLMs, particularly in rate of convergence, and initial responses.

¹⁷We conduct similar KS tests as was done for the baseline condition to compare raw responses. Results are summarized in Table A3. We focus on cases in which exactly one of the 1-sided tests is rejected. For the target proportion conditions ($N_{p=1/2} = 48$; $N_{p=4/3} = 51$), all LLMs are outperformed by human subjects except Ge-2T, which outperforms for $p = \{1/2\}$ [28]. GPT-o1 outperforms when $n = \{\text{unspecified}\}$ ($N = 120$) and the median ($N = 1468$) conditions [20, 6]. For the $n = \{2\}$ alternate condition in [18] ($N = 132$), only GPT-o1 clearly outperforms human subjects.

¹⁸This is consistent with [21] who also estimate $\tau = 0$ when $p = 1.3 (> 1)$.

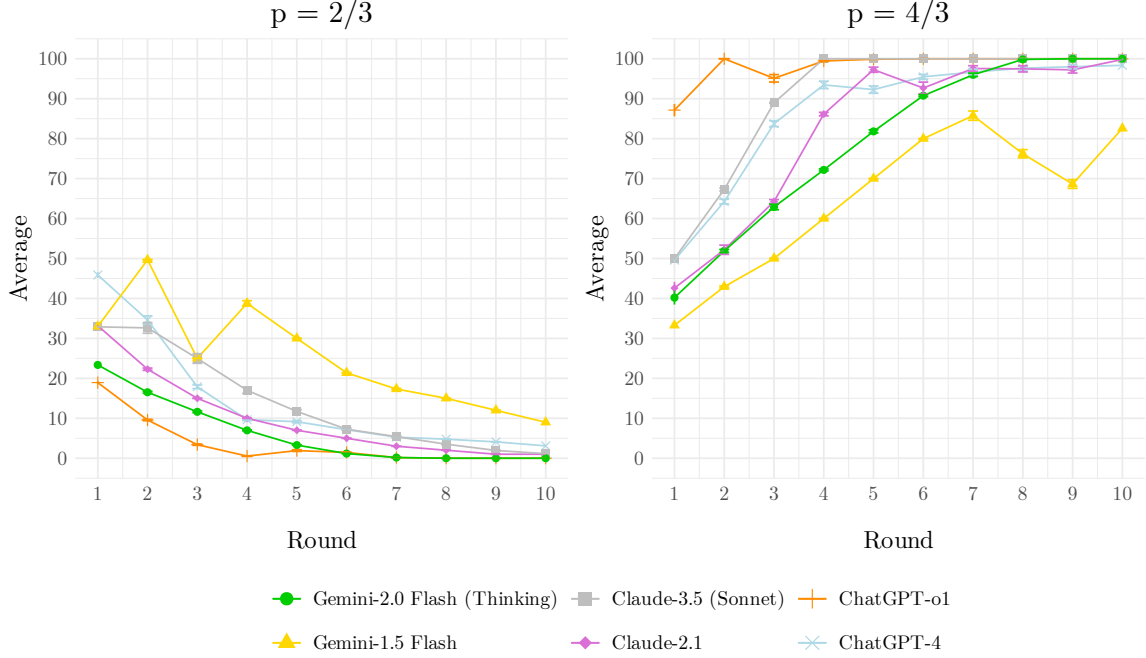


Figure 2: Time series of responses for multiple rounds pBCG. This figure consists of two figures for $p = 2/3$ and $p = 4/3$, respectively. Each figure shows the average responses in each round for each LLM. Vertical bars are 95% confidence intervals

We are able to draw comparisons and several similarities with human subjects in [21] and [36]. For human subjects, the rate of convergence (when convergence occurs) is much faster when $p = \{4/3\}$ compared to $p = \{2/3\}$.¹⁹ In general, for the reasoning LLMs, the patterns of convergence and the (boundedly rational) responses in the first round are comparable with human subjects in [21] when $p = \{2/3\}$. When $p = \{4/3\}$, LLMs seem to converge to L_∞ behavior faster than human subjects. Overall, from their observed behavior, LLMs are capable of learning and adapting in ways that are comparable to human subjects. Only GPT-o1 and Ge-2T perform consistently better than human subjects (in favor of GPT-o1), a result which is consistent throughout the entire analysis of pBCG.

3 Guessing Game

The Guessing Game (GG) from [13] is a two-player game in which both players make a guess about the opponent’s guess, similar to the pBCG. Unlike the pBCG, both players may have different target multipliers and different domains for their answers, which is common

¹⁹This is intuitive as, in principle, it takes fewer levels/steps of reasoning to achieve the rational prediction when $p = \{4/3\}$ compared to $p = \{2/3\}$.

knowledge to both players.²⁰ This asymmetry in target multipliers and answer domains leads to an asymmetric rational prediction in Nash equilibrium between both players. An appealing feature of the GG is its dominance-solvability within a finite number of rounds.²¹ This can bring an additional advantage as we can easily identify subjects' decision rules, and therefore, types, for both the level- k model, and the CH model, no matter the number of levels/steps of reasoning.^{22,23}

Game. There are two players 1 and 2. Player 1 makes a *guess*, x^1 , within a range defined by a lower limit, a^1 , and an upper limit, b^1 . Similarly, for player 2, $x^2 \in [a^2, b^2]$. Each player i 's guess should be as close to their target number, which is their target multiplier p^i multiplied by the other player j 's guess, that is, $p^i \times x^j$. Specifically, player i 's payoff is given by

$$\pi^i = \max\{0, 200 - d^i\} + \max\{0, 100 - d^i/10\},$$

where d^i is the absolute difference value between player i 's guess and player i 's target number, defined as $d^i \equiv |x^i(a^i, b^i) - p^i \cdot x^j(a^j, b^j)|$.

The payoff function π^i is uniquely maximized when $d^i = 0$ for player i and provides an additional incentive for a closer guess $d^i \leq 200$. Hence, unlike the pBCG, each player has a unique best response to every opponent's guess in the GG.

Theoretical Predictions. Predictions under the level- k model are made in a similar way to the pBCG, illustrated with an example. Suppose player 1 has a choice range in $[100, 900]$ with $p^1 = 0.5$ and player 2 has a choice range in $[100, 500]$ with $p^2 = 1.5$. An L_0 type randomizes a guess within their choice range. Hence, $l_0^1 = (100 + 900)/2$ and $l_0^2 = (100 + 500)/2$. An L_1 type believes that the opponent is a L_0 type and best responds to their belief. The best guess for player 1 with L_1 is $0.5 \times l_0^2 = 150$, which is within the range of player 1's choice. Hence, $l_1^1 = 150$. Similarly, the best guess for player 2 with L_1 is $1.5 \times l_0^1 = 750$. As this not player 2's choice range, l_1^2 is 500 which is the closest number to 750 within $[100, 500]$. This process continues, generating predictions for each level of reasoning in the level- k model for both players until the Nash equilibrium is reached.

²⁰Recall that in pBCG, all players have the same target multiplier – $1/3$, $1/2$, or $4/3$ – and the same range of choices, $[0, 100]$.

²¹A game is called *dominance-solvable* if the iterated elimination of dominated strategies results in a unique Nash equilibrium, as in pBCG and GG, but not in MRG.

²²Recall the pBCG with a choice range of $[0, 100]$ is, in principle, dominance solvable only in an infinite number of rounds for targets that are less than one ($p < 1$) meaning we may not be able to pin down precisely the exact levels/steps of reasoning required to reach equilibrium. Although, in practice, subjects/LLMs most likely choose the Nash equilibrium response once their steps of reasoning reasonably converges to 0.

²³From a practical standpoint, the GG is not as commonly studied in the literature, suggesting LLMs will not be trained on many sources involving the GG as compared to the pBCG; this is also true for the MRG, analyzed in the next section.

Similarly, in the CH model, the reasoning step s_k for $k = 1, 2, \dots$, is defined as

$$(s_k^1, s_k^2) = \left(p^1 \cdot \sum_{j=0}^{k-1} f_k(j; \tau) s_j^2, p^2 \cdot \sum_{j=0}^{k-1} f_k(j; \tau) s_j^1 \right),$$

where $f_k(j; \tau)$ is the conditional probability for a step- k player, as defined in Equation (1). As before, each s_k^i must be restricted to the player’s choice range $[a^i, b^i]$.

The complete sets of predictions from the level- k and the CH models for the different parameters (provided in Table A6) used in the GGs are given in Tables A7 and A8, respectively.

Estimation. As with the pBCG, we estimate the (same) parameters for both the level- k and CH models by MLE. The notable difference here is that we collect data sequentially for the 16 rounds of the GG. As we collect these sequence of responses 100 times for each LLM, we are able to estimate both models on an individual-response level. In other words, we estimate each model for every sequence of responses and for our final estimates, we take the average of the parameters by LLM.²⁴ The interpretation of both models remains the same. A detailed description of the estimation for both models is provided in Section B.4.2 of Appendix B.

3.1 Design

Different parameters in (a^i, b^i, p^i) for players $i = 1, 2$ constitute different games. We follow precisely the 16 GGs used in [13]. Each player has a target multiplier from $\{0.5, 0.7, 1.3, 1.5\}$, a lower limit from $\{100, 300\}$, and an upper limit from $\{500, 900\}$. The complete set of parameters, with the order of the games played, is provided in Table A6. For each LLM, we collect 100 sets of responses for the 16 rounds of the sequentially played GG, that is, using the same experimental design as [13].

3.2 Results

As with the pBCG, we conducted a series of preliminary questions to test whether LLMs understand the rules of the games, as well as choosing accurate best responses when given the action of the other player. All LLMs answered questions correctly with respect to rules, however only the reasoning LLMs consistently provided correct answers to the best-responses questions, unlike the standard LLMs (virtually 100% error rate). Given this, we collect data focusing only on the reasoning LLMs.

²⁴Naturally, another way to approach the estimation is to aggregate the data for each round, and estimate the model for each of the 16 rounds of the GG, as if each round is their own one-shot game. However, this does not make use of the sequential nature in which the GG is played in [13], which we attempt to stay as close to as possible, in terms of experimental design.

From Figure 3, the majority of responses for Cl-3S are consistent with L_0 and L_1 behavior with virtually no higher-order strategic reasoning. Only GPT-o1 and Ge-2T exhibiting a substantial proportion of L_∞ behavior, with far fewer L_0 and L_1 responses for GPT-o1. From [13] ($N = 88$), the estimated level- k model proportions (random, L_0 to L_∞) are (0.43, 0.24, 0.12, 0.02, 0.02, 0.19), respectively with human subjects being mainly L_0 , L_1 , L_2 , and L_∞ . This suggests that Ge-2T performs similarly to human subjects, with Cl-3S performing worse and GPT-o1 demonstrating more strategic reasoning than human subjects. Table A4 reports round-by-round comparisons, showing that GPT-o1 demonstrates more strategic reasoning than Cl-3S and Ge-2T in 12 out of 16 rounds. The results from the CH model are in line with the level- k model. GPT-o1 exhibits, on average, 2 more steps of reasoning than Cl-3S and Ge-2T with human subjects from [13] exhibiting just under 2 steps ($\tau = 1.78$; $[0.81, 3.00]_{95\% \text{ CI}}$) suggesting again that GPT-o1 exhibits more strategic reasoning than other LLMs and human subjects.

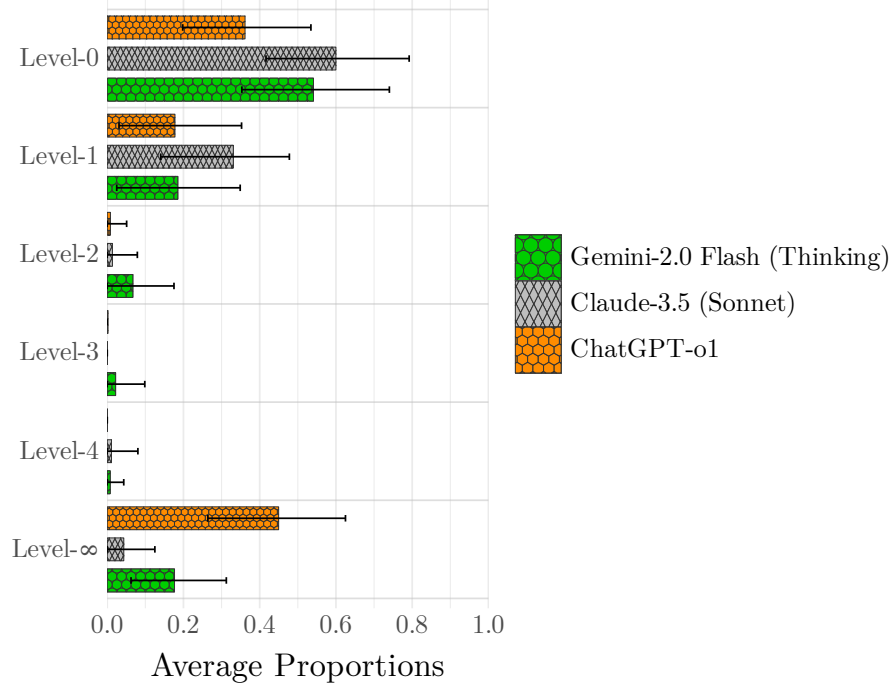


Figure 3: Estimates of the proportions of level- k types for the GG with bootstrapped 95% confidence intervals.

4 Money Request Game

The MRG offers several advantages over the pBCG and GG. From a theoretical standpoint, its simplicity triggers behavior associated with the level- k reasoning with an intuitive L_0

	τ
GPT-o1	2.84 (1.78,4.08)
Cl-3S	0.69 (0.00,1.43)
Ge-2T	0.75 (0.73,2.51)

Table 2: Estimates of τ from the CH model GG.

assumption and clearly separates reasoning levels within the action space. Additionally, there is no pure Nash equilibrium, requiring players to depend on more sophisticated strategic reasoning.^{25,26}

Game. Two players simultaneously choose an integer between 11 and 20. Each player is awarded an amount of money corresponding to the number they choose. Additionally, if a player selects a number exactly one less than the opponent’s choice, the player receives an extra payment of 20.

Theoretical Predictions. The choice of 20 plays a role as an anchor to which we denote as L_0 . Clearly, the choice of 20 is not driven by uniform randomization, but it is a *safe* choice since it does not involve any strategic concern in the sense that a player can secure the payoff of 20 from the choice of 20 (but without any chance of receiving the bonus payoff). As such, the choice of 19 is the best response to 20, the choice of 18 is the best response to 19,..., and the choice of 11 is the best response to 12.

From this observation, the level- k model predictions for the reasoning levels l_k are as follows.

$$l_0 = 20, \quad l_1 = 19, \quad l_2 = 18, \quad \dots, \quad l_9 = 11.$$

Similarly, in the CH model, the reasoning step s_k for $k = 1, 2, \dots$, is defined as

$$s_k = \text{round} \left(\sum_{j=0}^{k-1} f_k(j; \tau) s_j \right) - 1,$$

where $\text{round}(x)$ outputs the nearest integer to x , and $f_k(j; \tau)$ is the conditional probability

²⁵Choosing any particular number with certainty for each player is not a Nash equilibrium. Instead, each player would need to randomly choose a set of strategies according to a pre-specified distribution. We do not consider such mixed-strategy equilibria as we only request a single action from each LLM subject, not a distribution over actions.

²⁶We focus on Game 1 of [3]. Game 3, which is a variation of Game 1 is included in Section B.1 of Appendix B; the results are approximately the same across games.

for of a step- k player, as defined in Equation (1).

Estimation. As with the pBCG and GG, we use MLE to estimate the level- k model and the CH model, analogously to what was done previously. We keep the same number of levels/steps as the pBCG but replace L_∞ with L_4 , as there is no pure Nash equilibrium. We still accommodate behavior which is not predicted by the level- k or CH model by including a purely random type. However, as L_0 behavior can be very distinct from purely random behavior, we specifically distinguish between these two types.²⁷ Given the finite nature of the actions and theoretical predictions in MRG, MLE is more appropriately specified using the responses and best guesses directly, as opposed to a noisy best guess. A detailed description of the estimation for both models is provided in Section B.4.3 of Appendix B.

4.1 Results

Each LLM consistently provided correct answers, both when asked about the game rules and when responding to questions about best responses.

From Figure 4, the distinction between standard LLMs and reasoning LLMs is not as clearly dichotomous. While it is clear that Ge-2T exhibits the highest strategic reasoning, Cl-2 outperforms every other LLM, including the other reasoning LLMs. GPT-o1 outperforms the remaining LLMs, but with Cl-3S playing as good as randomly. The estimated level- k model proportions (random, L_0 to L_4) from [3] are (0.26, 0.04, 0.09, 0.27, 0.30, 0.04), respectively, implying that human subjects are mainly L_2 and L_3 suggesting all LLMs are vastly outperformed except Cl-2 and Ge-2T that exhibit comparable or higher levels of reasoning than human subjects.²⁸

From the estimates of τ in Table 3, both GPT-o1 and Ge-2T exhibit the highest strategic reasoning followed by GPT-4, with the remaining showing no steps of reasoning. These estimates are in agreement with the the level- k model. The largest discrepancy is for Cl-2/Ge-2T where τ is 0/1, which may be surprising at first inspection. However, this is a natural consequence of the CH model itself. Recall that players are best responding to mixtures of players with lower steps of reasoning. As this mixture is governed by a (truncated) Poisson distribution, this suggests that it is empirically challenging to fit a CH model to behavior with multiple peaks in the distribution of responses. As such, the CH model with a low τ provides

²⁷Another reason for doing this is to allow 15 to be choice consistent with uniform randomization choice, and lower choices, to be considered as random behavior, rather than a very high stage of reasoning. This is consistent with the empirical results in [3] with virtually no subject choosing lower than 15.

²⁸Using data from [3] ($N = 108$), we also conduct similar one-sided KS tests as with the pBCG. Excluding LLMs that exhibited random behavior by our definition (Ge-1.5) and responses from Cl-3S that are random (by not exhibiting L_0 to L_4 behavior), all p-values were less than 0.005 suggesting that human subject responses were cumulatively lower than LLMs suggesting LLMs were outperformed across the whole distribution of responses

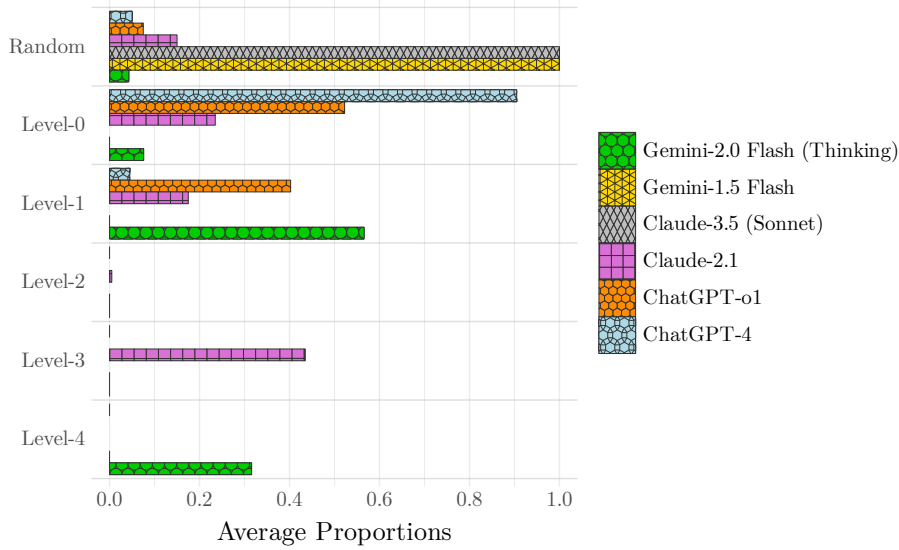


Figure 4: Estimates of the proportions of level- k types for MRG.

the best fit for this kind of data.²⁹ The low estimates of τ provide a different perspective from the level- k model; the average number of steps of reasoning is still low, given that we observe a majority of lower-step responses, despite a mass of isolated high-step responses.³⁰ Compared to human subjects ($\tau = 3.14$; $[2.17, 3.65]_{95\% \text{ CI}}$), LLMs are clearly outperformed, with human subjects exhibiting over 3 steps of reasoning.

5 Discussion

The games in our study were specifically chosen because they require players to anticipate others’ strategies, allowing us to investigate, model, and evaluate LLMs’ strategic reasoning [39].³¹ Our results reveal a clear distinction between standard LLMs and reasoning LLMs in their ability to engage in strategic reasoning. Although standard LLMs can give a best response at most times – demonstrating analytical ability – when given explicit information about the strategies of the others, they struggled in multi-agent environments that require anticipating opponents’ strategies through higher-order iterated reasoning. In contrast, rea-

²⁹If there is a vast majority of answers that are consistent with higher-steps of behavior, only then would this result in a much higher estimate of τ .

³⁰This might suggest that the CH model is not an appropriate model for fitting these kind of data, as we want to observe a natural hierarchy of steps of reasoning, rather than observing jumps in reasoning, ideally with one mode (peak) in the distribution of responses.

³¹While higher-order reasoning – even at the Nash equilibrium – does not always lead to a better outcome in games, there is an important exception in the two-person pBCG ($n = 2$): higher-order reasoning always results in a better outcome because choosing the smaller number guarantees a win in this case. Our result from the two-person pBCG aligns with the results in other pBCGs in Figure 1 and Table 1. This observation supports our conclusion, which draws on measuring strategic reasoning using both level- k and CH models.

	MRG
GPT-4	0.91 (0.86,0.97)
GPT-o1	1.21 (1.10,1.31)
Cl-2	0.00 (0.00,0.70)
Cl-3S	0.00 (0.00,0.00)
Ge-1	0.00 (0.00,0.00)
Ge-2T	1.00 (1.00,1.22)

Table 3: Estimates of τ from the CH model for MRG.

soning LLMs demonstrate strategic reasoning abilities that often match or exceed human performance across the games. With their growing application in AAI, reasoning LLMs have shown their potential in multi-agent reasoning, particularly in environments where anticipating others’ strategies is vital [16, 23, 15, 7, 32].

An interesting finding is that even standard LLMs perform significantly better in repeated interaction than in one-shot environments. This suggests that sequential feedback enables LLMs to refine their strategic understanding through iterative learning. This insight helps explain why reasoning LLMs exhibit superior capabilities – they are trained to effectively *think*, i.e., refine strategies by breaking down tasks into more manageable, simpler steps. Through this process, reasoning LLMs gain a better understanding of any given reasoning task, analogous to the procedure in the repeated feedback of the pBCG. We believe this is the main reason for reasoning LLMs’ success in strategic reasoning (particularly GPT-o1), especially compared to other LLMs that are not similarly trained.³² This paper underscores the emergence of strategic reasoning in reasoning LLMs, a natural capability that was yet to emerge in standard LLMs.

³²Although Cl-3S is said to exhibit higher reasoning capabilities, the nature of its reasoning is not public, therefore, we do not comment on its performance compared to GPT-o1 and Ge-2T which we know are designed for strategic thinking.

References

- [1] Janice Ahn, Rishu Verma, Renze Lou, Di Liu, Rui Zhang, and Wenpeng Yin. Large Language Models for Mathematical Reasoning: Progresses and Challenges, 2024. Preprint at <http://arxiv.org/abs/2402.00157>.
- [2] Anthropic. The Claude 3 Model Family: Opus, Sonnet, Haiku, 2024.
- [3] Ayala Arad and Ariel Rubinstein. The 11–20 Money Request Game: A Level- k Reasoning Study. *American Economic Review*, 102(7):3561–3573, 2012.
- [4] B. Douglas Bernheim, Stefano DellaVigna, and David Laibson, editors. *Handbook of Behavioral Economics - Foundations and Applications 1, Volume 2*. Elsevier, 2019. Backup Publisher: Elsevier.
- [5] Marcel Binz and Eric Schulz. Using cognitive psychology to understand GPT-3. *Proceedings of the National Academy of Sciences*, 120(6):e2218523120, 2023.
- [6] Antoni Bosch-Domènech, José G. Montalvo, Rosemarie Nagel, and Albert Satorra. One, Two, (Three), Infinity, ...: Newspaper and Lab Beauty-Contest Experiments. *American Economic Review*, 92(5):1687–1701, 2002.
- [7] Fouad Bousetouane. Agentic Systems: A Guide to Transforming Industries with Vertical AI Agents, 2025. Preprint at <http://arxiv.org/abs/2501.00881>.
- [8] Isabelle Brocas and Juan D. Carrillo. The evolution of choice and learning in the two-person beauty contest game from kindergarten to adulthood. *Games and Economic Behavior*, 120:132–143, 2020.
- [9] C. F. Camerer, T.-H. Ho, and J.-K. Chong. A Cognitive Hierarchy Model of Games. *Quarterly Journal of Economics*, 119(3):861–898, 2004.
- [10] Colin F. Camerer. *Behavioral game theory: Experiments in strategic interaction*. Behavioral game theory: Experiments in strategic interaction. Princeton University Press, New York, NY, US, 2011.
- [11] Colin F. Camerer, George Loewenstein, and Matthew Rabin. *Advances in Behavioral Economics*. Princeton University Press, 2004.
- [12] Yiting Chen, Tracy Xiao Liu, You Shan, and Songfa Zhong. The emergence of economic rationality of GPT. *Proceedings of the National Academy of Sciences*, 120(51): e2316205120, 2023.

- [13] Miguel A Costa-Gomes and Vincent P Crawford. Cognition and Behavior in Two-Person Guessing Games: An Experimental Study. *American Economic Review*, 96(5), 2006.
- [14] Vincent P Crawford, Miguel A Costa-Gomes, and Nagore Iriberri. Structural Models of Nonequilibrium Strategic Thinking: Theory, Evidence, and Applications. *Journal of Economic Literature*, 51(1):5–62, 2013.
- [15] Jinhao Duan, Shiqi Wang, James Diffenderfer, Lichao Sun, Tianlong Chen, Bhavya Kailkhura, and Kaidi Xu. ReTA: Recursively Thinking Ahead to Improve the Strategic Reasoning of Large Language Models. In Kevin Duh, Helena Gomez, and Steven Bethard, editors, *Proceedings of the 2024 Conference of the North American Chapter of the Association for Computational Linguistics: Human Language Technologies (Volume 1: Long Papers)*, pages 2232–2246, Mexico City, Mexico, 2024. Association for Computational Linguistics.
- [16] Jinhao Duan, Renming Zhang, James Diffenderfer, Bhavya Kailkhura, Lichao Sun, Elias Stengel-Eskin, Mohit Bansal, Tianlong Chen, and Kaidi Xu. GTBench: Uncovering the Strategic Reasoning Limitations of LLMs via Game-Theoretic Evaluations, 2024. Preprint at <http://arxiv.org/abs/2402.12348>.
- [17] Sotiris Georganas, Paul J. Healy, and Roberto A. Weber. On the persistence of strategic sophistication. *Journal of Economic Theory*, 159:369–400, 2015.
- [18] Brit Grosskopf and Rosemarie Nagel. The two-person beauty contest. *Games and Economic Behavior*, 62(1):93–99, 2008.
- [19] Thilo Hagendorff, Sarah Fabi, and Michal Kosinski. Human-like intuitive behavior and reasoning biases emerged in large language models but disappeared in ChatGPT. *Nature Computational Science*, 3(10):833–838, 2023.
- [20] Henning Hermes and Daniel Schunk. If you could read my mind—an experimental beauty-contest game with children. *Experimental Economics*, 25(1):229–253, 2022.
- [21] Teck-Hua Ho, Colin Camerer, and Keith Weigelt. Iterated Dominance and Iterated Best Response in Experimental “p-Beauty Contests”. *American Economic Review*, 88(4): 947–969, 1998.
- [22] Jeongbin Kim, Matthew Kovach, Kyu-Min Lee, Euncheol Shin, and Hector Tzavellas. Learning to be Homo Economicus: Can an LLM Learn Preferences from Choice, 2024. Preprint at <http://arxiv.org/abs/2401.07345>.
- [23] Nunzio Lorè and Babak Heydari. Strategic behavior of large language models and the role of game structure versus contextual framing. *Scientific Reports*, 14(1):18490, 2024.

- [24] Manikanta Loya, Divya Anand Sinha, and Richard Futrell. Exploring the Sensitivity of LLMs’ Decision-Making Capabilities: Insights from Prompt Variation and Hyperparameters. In *Findings of the Association for Computational Linguistics: EMNLP 2023*, pages 3711–3716, 2023. Preprint at <http://arxiv.org/abs/2312.17476>.
- [25] Qiaozhu Mei, Yutong Xie, Walter Yuan, and Matthew O Jackson. A Turing Test: Are AI Chatbots Behaviorally Similar to Humans? *Proceedings of the National Academy of Sciences*, 121(9):e2313925121, 2024.
- [26] Peter G. Moffatt. *Experimentics: Econometrics for Experimental Economics*. Palgrave Macmillan, London, 2015.
- [27] Rosemarie Nagel. Dataset Unraveling in Guessing Games: An Experimental Study. <https://x-science.org/xscience/#!/Detail/10.23663/x2646>, 1995.
- [28] Rosemarie Nagel. Unraveling in Guessing Games: An Experimental Study. *American Economic Review*, 85(5):1313–1326, 1995.
- [29] Rosemarie Nagel, Antoni Bosch-Domènech, Gary Charness, García-Montalvo José, Sjaak Hurkens, López Nicolás Ángel, Niklas Matthies, Bettina Rockenbach, Albert Satorra, Richard Selten, and Richard H. Thaler. Dataset One, Two, (Three), Infinity, ...: Newspaper and Lab Beauty-Contest Experiments. <https://x-science.org/xscience/#!/Detail/10.23663/x2544>, 2002.
- [30] OpenAI. OpenAI o1-preview System Card. <https://cdn.openai.com/o1-system-card-20241205.pdf>, 2024. Accessed: 2024-09-20.
- [31] Rylan Schaeffer, Brando Miranda, and Sanmi Koyejo. Are Emergent Abilities of Large Language Models a Mirage?, 2023. Preprint at <http://arxiv.org/abs/2304.15004>.
- [32] Aditi Singh, Abul Ehtesham, Saket Kumar, and Tala Talaei Khoei. Enhancing AI Systems with Agentic Workflows Patterns in Large Language Model. In *2024 IEEE World AI IoT Congress (AIIoT)*, pages 527–532, 2024.
- [33] Dale O. Stahl and Paul W. Wilson. Experimental evidence on players’ models of other players. *Journal of Economic Behavior & Organization*, 25(3):309–327, 1994.
- [34] Dale O. Stahl and Paul W. Wilson. On Players’ Models of Other Players: Theory and Experimental Evidence. *Games and Economic Behavior*, 10(1):218–254, 1995.
- [35] Taylor Webb, Keith J. Holyoak, and Hongjing Lu. Emergent analogical reasoning in large language models. *Nature Human Behaviour*, 7(9):1526–1541, 2023.

- [36] Roberto A. Weber. ‘Learning’ with no feedback in a competitive guessing game. *Games and Economic Behavior*, 44(1):134–144, 2003.
- [37] Jason Wei, Yi Tay, Rishi Bommasani, Colin Raffel, Barret Zoph, Sebastian Borgeaud, Dani Yogatama, Maarten Bosma, Denny Zhou, Donald Metzler, Ed H. Chi, Tatsunori Hashimoto, Oriol Vinyals, Percy Liang, Jeff Dean, and William Fedus. Emergent Abilities of Large Language Models, 2022. Preprint at <http://arxiv.org/abs/2206.07682>.
- [38] Jason Wei, Xuezhi Wang, Dale Schuurmans, Maarten Bosma, Brian Ichter, Fei Xia, Ed Chi, Quoc Le, and Denny Zhou. Chain-of-Thought Prompting Elicits Reasoning in Large Language Models, 2023. Preprint at <http://arxiv.org/abs/2201.11903>.
- [39] Yadong Zhang, Shaoguang Mao, Tao Ge, Xun Wang, Yan Xia, Man Lan, and Furu Wei. K-Level Reasoning with Large Language Models, 2024. Preprint at <http://arxiv.org/abs/2402.01521>.
- [40] Zihao Zhou, Qiufeng Wang, Mingyu Jin, Jie Yao, Jianan Ye, Wei Liu, Wei Wang, Xiaowei Huang, and Kaizhu Huang. MathAttack: Attacking Large Language Models towards Math Solving Ability. *Proceedings of the AAAI Conference on Artificial Intelligence*, 38(17):19750–19758, 2024.
- [41] Yuqi Zhu, Jia Li, Ge Li, YunFei Zhao, Jia Li, Zhi Jin, and Hong Mei. Hot or Cold? Adaptive Temperature Sampling for Code Generation with Large Language Models. *Proceedings of the AAAI Conference on Artificial Intelligence*, 38(1):437–445, 2024.

A Supplementary Tables

	L_0	L_1	L_2	L_3	L_4	L_∞
$p = 1/2$ [28]	0.45	0.11	0.43	0.00	0.00	0.00
$p = 2/3$ [28] (baseline)	0.64	0.12	0.23	0.00	0.02	0.00
$p = 4/3$ [28]	0.52	0.38	0.05	0.06	0.00	0.00
Median [20]	0.27	0.07	0.35	0.20	0.10	0.02
$n = 2$ [18]	0.70	0.00	0.09	0.00	0.10	0.11
$n = \text{unspecified}$ [6]	0.25	0.09	0.18	0.09	0.17	0.25

Table A1: Estimates of the proportions of level- k types from human subject experiments.

	τ
$p = \frac{1}{2}$ [28]	1.08 (0.00, 2.14)
$p = \frac{2}{3}$ [28] (baseline)	0.00 (0.00, 1.09)
$p = \frac{4}{3}$ [28]	0.35 (0.00, 0.57)
Median [20]	2.46 (0.00, 2.46)
$n = 2$ [18]	0.00 (0.00, 0.00)
$n = \text{unspecified}$ [6]	3.01 (2.91, 3.12)

Table A2: Estimates of τ from the CH model for different pBCG parameters from human subject experiments.

LLM	Game (pBCG)	H0: Two-sided	H0: Not Less	H0: Not Greater	More rational
GPT-4	Median	0	0	0.243	Human
GPT-4	n=unspecified	0	0	0.57	Human
GPT-4	n=2	0	0	0	-
GPT-4	p=1/2	0	0	0.009	-
GPT-4	p=2/3	0	0.192	0	LLM
GPT-4	p=4/3	0	0.361	0	Human
GPT-o1	Median	0	1	0	LLM
GPT-o1	n=unspecified	0	1	0	LLM
GPT-o1	n=2	0	1	0	LLM
GPT-o1	p=1/2	0.011	0.005	0.048	-
GPT-o1	p=2/3	0	0.123	0	LLM
GPT-o1	p=4/3	0	1	0	Human
Cl-2	Median	0	0	0.799	Human
Cl-2	n=unspecified	0	0	0.181	Human
Cl-2	n=2	0	0	0.085	Human
Cl-2	p=1/2	0	0	0.437	Human
Cl-2	p=2/3	0	0	0	-
Cl-2	p=4/3	0	0.052	0	Human
Cl-3S	Median	0	0	0.006	-
Cl-3S	n=unspecified	0	0	0.01	-
Cl-3S	n=2	0	0	0	-
Cl-3S	p=1/2	0	0	0.442	Human
Cl-3S	p=2/3	0	0	0.002	-
Cl-3S	p=4/3	0	0	0	-
Ge-1	Median	0	0	0.2	Human
Ge-1	n=unspecified	0	0	0.153	Human
Ge-1	n=2	0	0	0	-
Ge-1	p=1/2	0	0	0.555	Human
Ge-1	p=2/3	0	0	0	-
Ge-1	p=4/3	0	0.113	0	Human
Ge-2T	Median	0	0	0	-
Ge-2T	n=unspecified	0	0	0	-
Ge-2T	n=2	0	0	0	-
Ge-2T	p=1/2	0	0.078	0	LLM
Ge-2T	p=2/3	0	0.26	0	LLM
Ge-2T	p=4/3	0	0.522	0	Human

Table A3: KS tests for raw responses from the pBCG. The distribution of responses from human subjects is more rational if it is unambiguously first-order stochastically dominating from the 1-sided KS tests.

LLM	Game (GG)	More Rational
GPT-o1	Round 1	LLM
GPT-o1	Round 2	LLM
GPT-o1	Round 3	LLM
GPT-o1	Round 4	LLM
GPT-o1	Round 5	LLM
GPT-o1	Round 6	LLM
GPT-o1	Round 7	LLM
GPT-o1	Round 8	LLM
GPT-o1	Round 9	LLM
GPT-o1	Round 10	LLM
GPT-o1	Round 11	LLM
GPT-o1	Round 12	Human
GPT-o1	Round 13	Human
GPT-o1	Round 14	LLM
GPT-o1	Round 15	Human
GPT-o1	Round 16	Human
Cl-3S	Round 1	Human
Cl-3S	Round 2	LLM
Cl-3S	Round 3	Human
Cl-3S	Round 4	Human
Cl-3S	Round 5	LLM
Cl-3S	Round 6	Human
Cl-3S	Round 7	Human
Cl-3S	Round 8	Human
Cl-3S	Round 9	LLM
Cl-3S	Round 10	Human
Cl-3S	Round 11	Human
Cl-3S	Round 12	Human
Cl-3S	Round 13	Human
Cl-3S	Round 14	Human
Cl-3S	Round 15	Human
Cl-3S	Round 16	Human
Ge-2T	Round 1	LLM
Ge-2T	Round 2	LLM
Ge-2T	Round 3	LLM
Ge-2T	Round 4	Human
Ge-2T	Round 5	Human
Ge-2T	Round 6	Human
Ge-2T	Round 7	Human
Ge-2T	Round 8	LLM
Ge-2T	Round 9	Human
Ge-2T	Round 10	Human
Ge-2T	Round 11	Human
Ge-2T	Round 12	Human
Ge-2T	Round 13	Human
Ge-2T	Round 14	Human
Ge-2T	Round 15	Human
Ge-2T	Round 16	Human

Table A4: Round-by-round comparison of whether human subjects/LLMs provided more/fewer Nash equilibrium responses. Human subjects are considered more rational if the number of Nash equilibrium responses is strictly larger than LLMs.

LLM	H0: Two-sided	H0: Not Less	H0: Not Greater	More rational
GPT-4	0	0	0.87	Human
GPT-o1	0	0	1	Human
Cl-2	0	0	0.769	Human
Cl-3S	0	0	0.590	
Ge-1	0	0.644	0	
Ge-2T	0	0	0.026	-

Table A5: KS tests for raw responses from the MRG. The distribution of responses from human subjects is more rational if it is unambiguously first-order stochastically dominated from the 1-sided KS tests (excluding Ge-1 and Cl-3S).

Games	Player 1			Player 2		
	Targets	Lower Limits	Upper Limits	Targets	Lower Limits	Upper Limits
1	1.3	300	900	1.5	300	500
2	0.7	100	500	1.5	100	500
3	1.5	100	900	0.7	300	500
4	1.5	100	500	0.5	100	900
5	0.5	100	900	1.5	100	500
6	0.5	100	900	0.7	100	500
7	1.3	100	900	0.7	300	900
8	0.5	100	900	0.7	300	500
9	1.5	100	500	0.7	100	500
10	0.7	300	900	1.3	100	900
11	0.7	300	500	0.5	100	900
12	0.7	300	500	1.5	100	900
13	1.3	300	900	1.3	300	900
14	0.7	100	500	0.5	100	900
15	1.3	300	900	1.3	300	900
16	1.5	300	500	1.3	300	900

Table A6: Task parameters from [13] used for the GG.

Games	l_0	l_1	l_2	l_3	l_4	l_5	l_6	l_7	l_8	l_9	l_{10}	l_{11}
1	600	520	650*									
2	300	210	315	220.5	330.75	231.53	347.29	243.10	350*			
3	500	600	525	630	551.25	661.50	578.81	694.58	607.75	729.30	638.14	750*
4	300	500	225	375	168.75	281.25	150*					
5	500	150	250	112.50	187.50	100*						
6	500	150	175	100*								
7	500	780	455	709.80	414.05	645.92	390*					
8	500	200	175	150*								
9	300	450	315	472.5	330.75	496.13	347.29	500*				
10	600	350	546	318.50	496.86	300*						
11	400	350	300*									
12	400	350	420	367.50	441	385.88	463.05	405.17	486.20	425.43	500*	
13	600	780	900*									
14	300	350	105	122.50	100*							
15	600	780	900*									
16	400	500*										

Table A7: Predictions from the level- k model for the 16 GGs. Asterisk refers to reaching the Nash equilibrium action.

Games	s_0	s_1	s_2	s_3	s_4	s_5
1	600	520	598	614.14	618.96	620.44
2	300	210	273	268.44	268.26	268.30
3	500	600	555	565.24	568.08	569.00
4	300	500	435	397.76	387.11	383.69
5	500	150	210	212.33	210.52	209.71
6	500	150	165	145.29	137.59	134.97
7	500	780	585	592.10	591.07	590.46
8	500	200	185	174.14	170.90	169.89
9	300	450	369	381.57	384.40	385.26
10	600	350	467.60	449.57	444.85	443.36
11	400	350	300*			
12	400	350	392	390.91	391.55	391.85
13	600	780	900*			
14	300	350	203	175.84	165.89	162.55
15	600	780	900*			
16	400	500*				

Table A8: Example predictions from the CH model for the 16 GGs at $\tau = 1.5$

B Supplementary Methods and Notes

B.1 Supplementary MRG

Here, we analyze Game 3 of [3], which is a costless iteration version of the MRG in the main text. Game 1 (main text) and Game 2 of [3] are game theoretically identical. The only difference between Games 1 and 2 is the increased salience of L_0 behavior.³³ The payoff structure of Game 3 is a slight variation from Game 1/2, with a different equilibrium prediction, but is ultimately similar to MRG.

MRG (Game 3). Two players simultaneously choose an integer between 11 and 20. Each player is awarded an amount of money corresponding to the number they choose. A player is awarded 20 if they choose 20. Choosing any other number results in receiving 17. Additionally, if a player selects a number exactly one less than the opponent’s choice, the player receives an extra payment of 20.

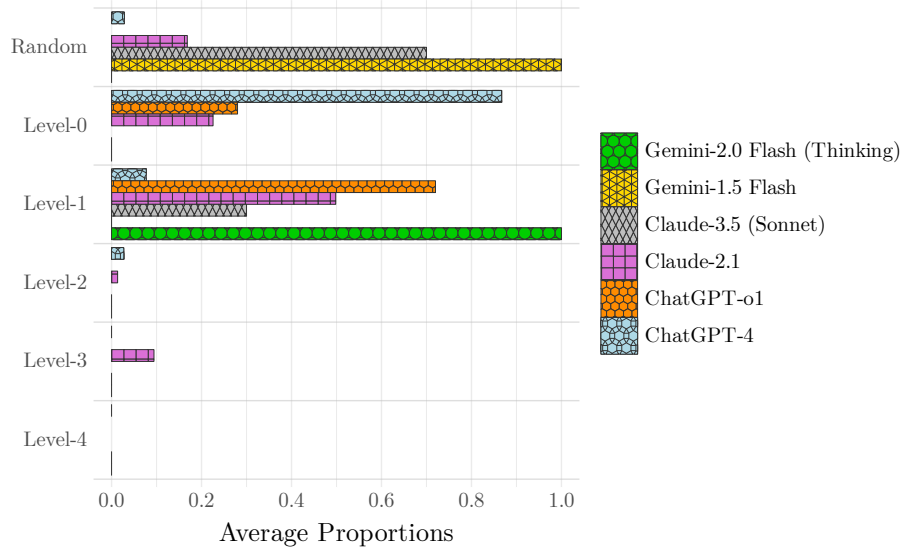


Figure B1: Estimates of the proportions of level- k types for MRG (Game 3).

For the MRG (Game 3), the level- k results are largely the same for GPT-4, and Ge-1 as with the MRG. Cl-2 and Ge-2T are less sophisticated, with the majority of answers being consistent with L_1 behavior, with a large reduction in higher-step responses (Figure B1). For GPT-o1, and Cl-3S, we observe slight increases in strategic reasoning which is in line with the original formulation of MRG (Game 3). This is because undercutting as a strategy is no

³³ Additionally, some LLMs answered the understanding questions poorly for Game 1 when asked about best responses to 11 (the lowest number). To remedy this, we make the instructions clearer by being specific about the payoff when 11(/20) is chosen and 11(/20) is played by the other participant. As such, adding this to Game 1’s instructions essentially replicates Game 2’s instructions.

	MRG (Game 3)
GPT-4	1.00 (0.93,1.06)
GPT-o1	1.60 (1.53,1.67)
Cl-2	1.21 (1.00,1.37)
Cl-3S	0.00 (0.00,0.00)
Ge-1	0.00 (0.00,0.00)
Ge-2T	1.89 (1.89,1.89)

Table A9: Estimates of τ from the CH model for MRG (Game 3).

longer costly. Unlike in MRG when players may balance between choosing a higher number (between 11 and 19) yielding a higher payoff, and undercutting to get the bonus payoff, MRG (Game 3) removes the marginal incentive in choosing a higher number. This suggests that we should observe increases in strategic reasoning in MRG (Game 3) relative to MRG if there is sufficient understanding in the changed payoff structure, which we only observe for GPT-o1, and Cl-3S.³⁴ When compared with [3] ($N = 53$), human subjects are mainly random, L_1 and L_2 suggesting LLMs are all still vastly outperformed by human subjects.^{35,36}

The estimates of τ are in line with the level- k explanations above (Table A9).³⁷ Cl-2 and Ge-2T have apparent jumps in steps of reasoning owing to the fact that there is now a clear peak in the distribution of responses around the step-1/2 responses, allowing a much better fit of the CH model, given the Poisson distribution assumption.³⁸

B.2 Understanding Questions

The following lists all of the understanding questions asked to each LLMs related to best responses (BR) and the rules of each game. The system prompt is the same for all questions

³⁴Confirmed by one-sided KS tests at 5% significance level.

³⁵The estimated level- k model proportions (random, L_1 to L_4) are 0.23, 0.13, 0.37, 0.18, 0.07, 0.02, respectively.

³⁶Conducting similar one-sided KS tests with data from (again excluding Ge-1 and Cl-3S) shows that human subjects outperformed LLMs (Table A10).

³⁷The CH model estimate from human subjects is $\tau = 2.45$; $[1.16, 2.45]_{95\% \text{ CI}}$.

³⁸A similar explanation for why Cl-3S does not exhibit higher steps of reasoning applies, despite showing an increase in L_1 responses. As the majority of the answers are consistent with random behavior, with no responses in between random and L_1 behavior, the CH model fits better for a low τ .

LLM	H0: Two-sided	H0: Not Less	H0: Not Greater	More rational
GPT-4	0	0	1	Human
GPT-o1	0	0	1	Human
Cl-2	0.013	0.008	1	Human
Cl-3S	0.024	0.016	0.069	
Ge-1	0	0.619	0	
Ge-2T	0	0	0.009	-

Table A10: KS tests for raw responses from the MRG (Game 3). The distribution of responses from human subjects is more rational if it is unambiguously first-order stochastically dominated from the 1-sided KS tests (excluding Ge-1 and Cl-3S).

(as written in the paper). Each question is repeatedly asked in isolation (no history of previous answers).

B.2.1 pBCG

BR for 2-person ($p=2/3$)

Including yourself, there are 2 participants in total. The other participant you will be playing with is a human decision maker. All participants will be asked to pick a number between 0 and 100 inclusive. The winner will be the one choosing the number closest to $2/3$ multiplied the average of all the numbers provided by the participants (including your own). For example, if you choose 10 and your opponent chooses 20, then you will be the winner, as 10 is closer to $15 \cdot 2/3 = 10$ (as 15 is the average and $2/3$ is the target). Or, if you choose 30 and your opponent chooses 20, your opponent will be the winner, as 20 is closer to $25 \cdot 2/3 = 16.67$ (as 25 is the average and $2/3$ is the target). In case of multiple winners, only one participant will be randomly chosen to win. Suppose your opponent chooses 20. What number from 0 to 100 earns you the most?

Best responses: $\{0, 1, \dots, 19\}$

BR for 11-person ($p=1/2$)

Including yourself, there are 11 participants in total. The other participants you will be playing with are human decision makers. All participants will be asked to pick a number between 0 and 100 inclusive. The winner will be the one choosing the number closest to $1/2$ multiplied by the average of all the numbers provided by the participants (including your own). For example, if you choose 14 and your opponents choose 10, 22, 23, 30, 11, 16, 37, 18, 19, 20, then the opponent with 10 will be the winner, as 10 is closer to

$20 \times \frac{1}{2} = 10$ (as 10 is the average and $\frac{1}{2}$ is the target). Or, if you choose 25 and your opponents choose 5, 10, 20, 40, 50, 60, 70, 80, 90, 100, then you will be the winner, as 25 is closer to $50 \times \frac{1}{2} = 25$ (as 50 is the average and $\frac{1}{2}$ is the target). In case of multiple winners, only one participant will be randomly chosen to win. Suppose your opponents choose 0, 80, 43, 70, 21, 33, 37, 18, 50, 50. What number from 0 to 100 earns you the most?

Best responses: {19,20}

BR for Baseline: 11-person ($p = \frac{2}{3}$)

Including yourself, there are 11 participants in total. The other participants you will be playing with are human decision makers. All participants will be asked to pick a number between 0 and 100 inclusive. The winner will be the one choosing the number closest to $\frac{2}{3}$ multiplied by the average of all the numbers provided by the participants (including your own). For example, if you choose 14 and your opponents choose 10, 22, 23, 30, 11, 16, 37, 18, 19, 20, then you will be the winner, as 14 is closer to $20 \times \frac{2}{3} = 13.33$ (as 20 is the average and $\frac{2}{3}$ is the target). Or, if you choose 25 and your opponents choose 5, 10, 20, 40, 50, 60, 70, 80, 90, 100, then the opponent with 40 will be the winner, as 40 is closer to $50 \times \frac{2}{3} = 33.3$ (as 50 is the average and $\frac{2}{3}$ is the target). In case of multiple winners, only one participant will be randomly chosen to win. Suppose your opponents choose 0, 80, 43, 70, 21, 33, 37, 18, 50, 50. What number from 0 to 100 earns you the most?

Best responses: {22,23,...,31}

BR for 11-person ($p = \frac{4}{3}$)

Including yourself, there are 11 participants in total. The other participants you will be playing with are human decision makers. All participants will be asked to pick a number between 0 and 100 inclusive. The winner will be the one choosing the number closest to $\frac{4}{3}$ multiplied by the average of all the numbers provided by the participants (including your own). For example, if you choose 14 and your opponents choose 10, 22, 23, 30, 11, 16, 37, 18, 19, 20, then the opponent with 30 will be the winner, as 30 is closer to $20 \times \frac{4}{3} = 26.67$ (as 20 is the average and $\frac{4}{3}$ is the target). Or, if you choose 25 and your opponents choose 5, 10, 20, 40, 50, 60, 70, 80, 90, 100, then the opponent with 70 will be the winner, as 70 is closer to $50 \times \frac{4}{3}$ (as 50 is the average and $\frac{4}{3}$ is the target). In case of multiple winners, only one participant will be randomly chosen to win. Suppose

your opponents choose 0, 80, 43, 70, 21, 33, 37, 18, 50, 50. What number from 0 to 100 earns you the most?

Best responses: {51,52,...,62}

BR for n-person ($p=2/3$)

Including yourself, there is a finite but unknown number n of participants in total. The other participants you will be playing with are human decision makers. All participants will be asked to pick a number between 0 and 100 inclusive. The winner will be the one choosing the number closest to $2/3$ multiplied by the average of all the numbers provided by the participants (including your own). For example, if you choose 14 and your opponents choose 10, 22, 23, 30, 11, 16, 37, 18, 19, 20, then you will be the winner, as 14 is closer to $20 \cdot 2/3 = 13.33$ (as 20 is the average and $2/3$ is the target). Or, if you choose 25 and your opponents choose 5, 10, 20, 40, 50, 60, 70, 80, 90, 100, then the opponent with 40 will be the winner, as 40 is closer to $50 \cdot 2/3 = 33.3$ (as 50 is the average and $2/3$ is the target). In case of multiple winners, only one participant will be randomly chosen to win. In the case with $n = 11$, if your opponents choose 0, 80, 43, 70, 21, 33, 37, 18, 50, 50, what number from 0 to 100 earns you the most?

Best responses: {22,23,...,31}

BR for Median

Including yourself, there are 11 participants in total. The other participant you will be playing with is a human decision maker. All participants will be asked to pick a number between 0 and 100 inclusive. The winner will be the one choosing the number closest to $2/3$ multiplied by the median of all the numbers provided by the participants (including your own). For example, if you choose 80 and your opponents choose 0, 80, 43, 70, 21, 33, 37, 18, 50, 50, then one of the opponents with 50 will be the winner, as 50 is closer to $43(\text{median}) \cdot 2/3$. Or, if you choose 100 and your opponents choose 5, 10, 20, 40, 50, 60, 70, 80, 90, 100, then the opponent with 40 will be the winner, as 40 is closer to $60(\text{median}) \cdot 2/3$. In case of multiple winners, only one participant will be randomly chosen to win. Suppose your opponents choose 0, 80, 43, 70, 21, 33, 37, 18, 50, 50. What number from 0 to 100 earns you the most?

Best responses: {21,23,...,28}

For each of the conditions above, LLMs were also asked the following questions (repeatedly, and in isolation) related to the rules and the win conditions of the pBCG:

Rules for pBCG

1. What numbers can you choose between?
2. If the number you choose is closest to $\{p\}$'s of the $\{\text{average/median}\}$, do you win the game?
3. How many participants are there, including yourself?
4. Suppose there are 3 participants, including you, and you have to choose the number closest to $\{p\}$ of the average. The other 2 participants chose 90 and 60. Suppose you chose 30. Therefore $\{p\}$'s of the $\{\text{average/median}\}$ is $\{\{p\} \times 60\}$. Do you win or lose?^a
5. Will decisions made in previous rounds have any effect on the current round? (repeated pBCG)

^aThe question uses actual values for $\{p\}$ and $\{\text{average/median}\}$ depending on the condition. $\{p\} \times 60$ is evaluated, i.e., the actual calculation is shown.

B.2.2 GG

BR for GG

This game concerns a decision situation in which you and another person we call "s/he" (which will refer to a new person each round) separately and independently make decisions called GUESSES. Together, your and her/his guesses determine the numbers of POINTS that you and s/he earn in a round, which may be different. To choose your guesses, it may help you to understand how your and her/his guesses will determine the numbers of points that you and s/he earn in the decision situations. In each decision situation, each person has her/his own TARGET, LOWER LIMIT and UPPER LIMIT. These targets and limits may be different for you and her/him, and they may change from round to round. Otherwise, the decision situations are identical in all 16 rounds. Your and her/his targets, lower limits, and upper limits will be known to you and her/him every round. Both you and s/he will receive the same instructions and have the same information about the decision situations and the same access to your and her/his targets and limits. You (respectively, s/he) can choose your (her/his) guesses only within your (her/his) given limits for each round as explained below. After submitting guesses, you earn whichever is larger, either 0 points or 200 points minus the distance between YOUR guess and the product of YOUR target times HER/HIS guess, PLUS whichever is larger, either 0 points or 100 points minus one-tenth (1/10th) the distance between YOUR guess and the product of YOUR target times HER/HIS guess. S/he earns whichever is larger, either 0 points or 200 points minus

the distance between (1)HER/HIS guess and (2)the product of HER/HIS target times YOUR guess, PLUS whichever is larger, either 0 points or 100 points minus one-tenth (1/10th) the distance between (3)HER/HIS guess] and (4)the product of HER/HIS target times YOUR guess. That is,

$$\text{Points} = \max\{0, 200 - \text{distance}\} + \max\{0, 100 - 0.1 * \text{distance}\},$$

where distance is the absolute difference between Your guess and your Target*(His/Her Guess)

This way of determining the number of points that you and s/he earn makes the number you earn larger, the closer your guess is to your target times her/his guess; and it makes the number s/he earns larger, the closer her/his guess is to her/his target times your guess. Only the distance matters, NOT whether the difference is positive or negative. You earn the same number of points when your guess is too high by a given amount as when it is too low by the same amount. It is important to understand how your (respectively, her/his) original guesses should be chosen to stay within your (her/his) limits. This will be done as follows. If your original guess is below your lower limit, then your guess should be adjusted UP to your LOWER limit; and if your original guess is above your upper limit, then your guess should be adjusted DOWN to your UPPER limit. If, for example, your lower limit is 400 and you original guess 300, then your adjusted guess is 400. If your upper limit is original 600 and your guess 900, then your adjusted guess is 600. Her/his guesses are adjusted up or down to her/his lower or upper limits in the same way, except that her/his limits may be different. Remember you and s/he can choose any number within your and her/his limits, respectively.

Suppose that:

Your Limits & Target are: Lower Limit = 200, Upper Limit = 600, Target = 1.2

Her/His Limits & Target are: Lower Limit = 400, Upper Limit = 800, Target = 0.8

1. If s/he guesses 500, which of your guesses earns you the most points? How many points would you earn by entering that guess?
2. If you guess 400, which of her/his guesses earns her/him the most points? How many points would s/he earn by entering that guess?
3. If s/he guesses 800, which of your guesses earns you the most points?
4. If your guess is 600, which of her/his guesses earns her/him the most points?

The following are the correct responses:

1. Answer = 600, Points = 300;
2. Answer = 400, Points = 212;

3. Answer = 600;
4. Answer = 480.

Each of these 4 questions are repeatedly asked in isolation with the same set of instructions above (no history of previous answers for any of the questions).

LLMs were also asked the following questions (repeatedly, and in isolation) related to the rules and the win conditions of the pBCG:

Rules for GG

1. What numbers can you choose between?
2. Do you earn more/fewer/the same points when your guess is too high or too low by the same amount?
3. Will the targets, lower limits, and upper limits for each player be known to all players?
4. How many participants are there, including yourself?
5. Will decisions made in previous rounds have any effect on the current round?

B.2.3 MRG

BR for MRG

You are randomly matched to play a game against a human decision maker. In the game, each of you chooses an integer between 11 and 20. Each participant will receive points in the amount they have chosen. A participant will receive an additional 20 points if they choose a number exactly one less chosen by the other player. For example, if the other participant chooses X , you will get $(X-1)+20$ points if you choose $X-1$ points. For example, if your opponent chooses 14, you will get 33 points if you choose 13. Or, if the other participant chooses 11, you will get 20 points if you choose 20.

1. Suppose your opponent chooses 15. What number from 11 to 20 earns you the most?
2. Suppose your opponent chooses 11. What number from 11 to 20 earns you the most?

The following are the correct responses:

1. Answer = 14;
2. Answer = 20.

BR for MRG (Game 3)

You are randomly matched to play a game against a human decision maker. In the game, each of you chooses an integer between 11 and 20. If a participant chooses the number 20, they will receive 20 points (regardless of the other player's choice). Otherwise, if a participant chooses any other number in this range, they will receive three points less than in the case where they choose 20. However, they will receive an additional amount of 20 points if they choose a number that is lower by exactly one than the number chosen by the other player. For example, if the other participant chooses X , you will get $17+20$ points if you choose $X-1$. For example, if your opponent chooses 14, you will get $17+20$ points if you choose 13. Or, if the other participant chooses 11 points, you will get 20 points if you choose 20.

1. Suppose your opponent chooses 15. What number from 11 to 20 earns you the most?
2. Suppose your opponent chooses 11. What number from 11 to 20 earns you the most?

The following are the correct responses:

1. Answer = 14;
2. Answer = 20.

Every question, for both games, is repeatedly asked in isolation with the same set of instructions above (no history of previous answers, for any of the questions).

For each of the games above, LLMs were also asked the following questions (repeatedly, and in isolation) related to the rules and the win conditions of each game:

Rules for MRG

1. What numbers can you choose between?
2. How many participants are there, including yourself?
3. Suppose you choose 19 and the participant you have been matched with chooses 20. How many points will you receive?

B.3 Prompts

To collect data, we use the respective application programming interfaces (API) with Python/R from OpenAI, Anthropic, and Google. The exact model names of each LLM used are: gpt-4, o1-preview-2024-09-12, claude-2.1, claude-3-5-sonnet-20241022, gemini-1.5-flash, gemini-2.0-flash-thinking-exp-1219. Each input prompt includes the specification of a combination of three roles: a system role, an assistant, or a user. The system role is used to guide the be-

havior of the LLM by providing high-level instructions and/or context. The assistant refers to the LLM itself which generates responses for each input prompt. The user role represents the queries or prompts that are used to interact with the LLM (i.e., with the assistant). By repeated specifications of the assistant and user role within each input prompt, we are able to, in effect, have a contextual conversation. For our purpose, each input prompt will include a system role, which will be used to specify global instructions and context, and a user role, which will specify the specific rules and the request for an answer for the pBCG.³⁹

Once we knew LLMs had as good an understanding of the games as was naturally and feasibly possible, given the above questions (particularly the best response questions), we kept the wording of the prompts as close to the understanding questions. For completion, we include all prompts below.

B.3.1 pBCG

As this is a completely standard game in the behavioral economics, instructions are based closely on instructions from the literature.⁴⁰ We avoid monetary payoffs as rewards to avoid issues with incentives. We also provide examples in the instructions as LLMs had better answers to the best responses understand questions (as this helps LLMs understand what kind of calculations are involved).

B.3.2 1-shot pBCG

For the 1-shot pBCGs, the system prompt is

System

I want you to act as a human decision maker, You will be participating in 1 round of a game. You should use your best judgment to come up with responses that you like most. Always write your final answer in [].

This is identical for all 1-shot pBCG.

The following prompts include all the details of the pBCG for each condition, specified by the user role.

User for 2-person (p=2/3)

Including yourself, there are 2 participants in total. The other participant you will be playing with is a human decision maker. All participants will be asked to pick a number

³⁹Once interacted with the API using an input prompt, the answer provided by the LLM is always specified by the assistant role.

⁴⁰See [28, 21, 6, 36] and numerous other papers for their accompanying instructions.

between 0 and 100 inclusive. The winner will be the one choosing the number closest to $2/3$'s of the average of all the numbers provided by the participants (including your own). For example, if you choose 10 and your opponent chooses 20, then you will be the winner, as 10 is closer to $15(\text{average}) * 2/3$. Or, if you choose 30 and your opponent chooses 20, your opponent will be the winner, as 20 is closer to $25(\text{average}) * 2/3$. In case of multiple winners, only one participant will be randomly chosen to win. Now let's start this game. Please pick one number between 0 and 100 inclusive.

User for 11-person ($p=1/2$)

Including yourself, there are 11 participants in total. The other participant you will be playing with are human decision makers. All participants will be asked to pick a number between 0 and 100 inclusive. The winner will be the one choosing the number closest to $1/2$ of the average of all the numbers provided by the participants (including your own). For example, if you choose 14 and your opponents choose 10, 22, 23, 30, 11, 16, 37, 18, 19, 20, then the opponent with 10 will be the winner, as 10 is closer to $20(\text{average}) * 1/2$. Or, if you choose 25 and your opponents choose 90, 100, 50, 20, 60, 80, 5, 70, 10, 40, then you will be the winner, as 25 is closer to $50(\text{average}) * 1/2$. In case of multiple winners, only one participant will be randomly chosen to win. Now let's start this game. Please pick one number between 0 and 100 inclusive.

User for Baseline: 11-person ($p=2/3$)

Including yourself, there are 11 participants in total. The other participants you will be playing with are a human decision makers. All participants will be asked to pick a number between 0 and 100 inclusive. The winner will be the one choosing the number closest to $2/3$'s of the average of all the numbers provided by the participants (including your own). For example, if you choose 14 and your opponents choose 10, 22, 23, 30, 11, 16, 37, 18, 19, 20, then you will be the winner, as 14 is closer to $20(\text{average}) * 2/3$. Or, if you choose 25 and your opponents choose 90, 100, 50, 20, 60, 80, 5, 70, 10, 40, then the opponent with 40 will be the winner, as 40 is closer to $50(\text{average}) * 2/3$. In case of multiple winners, only one participant will be randomly chosen to win. Now let's start this game. Please pick one number between 0 and 100 inclusive.

User for 11-person ($p=4/3$)

Including yourself, there are 11 participants in total. The other participants you will be playing with are human decision makers. All participants will be asked to pick a number between 0 and 100 inclusive. The winner will be the one choosing the number closest to $4/3$'s of the average of all the numbers provided by the participants (including your own). For example, if you choose 14 and your opponents choose 10, 22, 23, 30, 11, 16, 37, 18, 19, 20, then the opponent with 30 will be the winner, as 30 is closer to $20(\text{average}) \cdot 4/3$. Or, if you choose 25 and your opponents choose 90, 100, 50, 20, 60, 80, 5, 70, 10, 40, then the opponent with 70 will be the winner, as 70 is closer to $50(\text{average}) \cdot 4/3$. In case of multiple winners, only one participant will be randomly chosen to win. Now let's start this game. Please pick one number between 0 and 100 inclusive.

User for n-person ($p=2/3$)

The other participants you will be playing with are human decision makers. All participants will be asked to pick a number between 0 and 100 inclusive. The winner will be the one choosing the number closest to $2/3$'s of the average of all the numbers provided by the participants (including your own). For example, suppose there are 11 participants (including yourself). In this situation, if you choose 14 and your opponents choose 10, 22, 23, 30, 11, 16, 37, 18, 19, 20, then you will be the winner, as 14 is closer to $20(\text{average}) \cdot 2/3$. Or, if you choose 25 and your opponents choose 5, 10, 20, 40, 50, 60, 70, 80, 90, 100, then the opponent with 40 will be the winner, as 40 is closer to $50(\text{average}) \cdot 2/3$. In case of multiple winners, only one participant will be randomly chosen to win. Now let's start this game. Please pick one number between 0 and 100 inclusive.

User for Median

Including yourself, there are 11 participants in total. The other participants you will be playing with are human decision makers. All participants will be asked to pick a number between 0 and 100 inclusive. The winner will be the one choosing the number closest to $2/3$'s of the median of all the numbers provided by the participants (including your own). For example, if you choose 14 and your opponents choose 10, 22, 23, 30, 11, 16, 37, 18, 19, 20, then the opponent with 11 will be the winner, as 11 is closer to $20(\text{median}) \cdot 2/3$. Or, if you choose 12 and your opponents choose 90, 100, 50, 20, 60, 80, 5, 70, 10, 40, then the opponent with 40 will be the winner, as 40 is closer to $50(\text{median}) \cdot 2/3$. In case of multiple winners, only one participant will be randomly chosen to win. Now let's start

this game. Please pick one number between 0 and 100 inclusive.

B.3.3 Repeated pBCG

For the repeated pBCG, the system prompt is

System

I want you to act as a human decision maker, You will be participating in 10 rounds of a game. All rounds are independent of each other meaning decisions made in each round do not affect subsequent rounds. You should use your best judgment to come up with responses that you like most. Always write your final answer in [].

For the first round, the user prompt is

User

Including yourself, there are 11 participants in total. The other participants you will be playing with are human decision makers. For each round, you will play with the same set of participants. All participants will be asked to pick a number between 0 and 100 inclusive. The winner will be the one choosing the number closest to $\frac{4}{3}$'s of the average of all the numbers provided by the participants (including your own). For example, if you choose 14 and your opponents choose 10, 22, 23, 30, 11, 16, 37, 18, 19, 20, then the opponent with 30 will be the winner, as 30 is closer to $20(\text{average}) * \frac{4}{3}$. Or, if you choose 25 and your opponents choose 90, 100, 50, 20, 60, 80, 5, 70, 10, 40, then the opponent with 70 will be the winner, as 70 is closer to $50(\text{average}) * \frac{4}{3}$. In case of multiple winners, only one participant will be randomly chosen to win. Now let's start this game. After each round, all participants will be told the average, and the target ($\frac{4}{3} * \text{average}$). You will also be privately informed of whether you won or lost at the end of each round. Round 1. Please pick one number between 0 and 100 inclusive.^a

^aThe same structure for the prompt is used for $p=2/3$, replacing the examples with the $p=2/3$ examples used as in the 1-shot pBCG case.

We keep the whole history for each LLM subject in subsequent rounds by adding to the vector of messages (i.e., stacking messages) as the input to the API. After the user prompt from the first round, the answer given by the LLM is added to the messages in the assistant role.⁴¹ After this, as a user role message, we prompt with

⁴¹It is trivial to extract the actual response given the system prompt requests that the final answer is given in square brackets [].

User

In the previous round, the average was **average** and the target was **average** \times p. You **won /lost** in the previous round.

where **average**, target, and winning (or not) are calculated based on the LLM responses given in the previous round. We then add another user role message with the prompt

User

Round 2. Please pick one number between 0 and 100 inclusive.

We repeat this process of messages, keeping the entire history of messages for each LLM subject until round 10. Note that the history given to each LLM subject is specific to that LLM subject; no other information is shared with other LLM subjects beyond the average and the target. In this way, the system message, and the rules of the game are always contained in the first 2 messages of the history, as well as the entire history of choices that each LLM subject makes, with accompanying feedback, specific to each LLM subject.

B.3.4 GG

The instructions come directly from [13], with minimal modifications. The system prompt is

System

I want you to act as a human decision maker, You will be participating in 16 rounds of a game. All rounds are independent of each other meaning decisions made in each round do not affect subsequent rounds. You should use your best judgment to come up with responses that you like most. Always write your final answer in [].

GG. For the first round, the user prompt is

User

In each round, you will be matched with one of the other participants, a new one in each round. You will not know which of the other participants you are matched with, and the other participants are human decision makers. Each round concerns a decision situation in which you and another person we call 's/he' (which will refer to a new person each round) separately and independently make decisions called GUESSES. Together, your and her/his guesses determine the numbers of POINTS that you and s/he earn in a round, which may be different. To choose your guesses, it may help you to understand how your and her/his

guesses will determine the numbers of points that you and s/he earn in the decision situations. In each decision situation, each person has her/his own TARGET, LOWER LIMIT and UPPER LIMIT. These targets and limits may be different for you and her/him, and they may change from round to round. Otherwise, the decision situations are identical in all 16 rounds. Your and her/his targets, lower limits, and upper limits will be known to you and her/him every round. Both you and s/he will receive the same instructions and have the same information about the decision situations and the same access to your and her/his targets and limits. You (respectively, s/he) can choose your (her/his) guesses only within your (her/his) given limits for each round as explained below. After submitting guesses, you earn whichever is larger, either 0 points or 200 points minus the distance between YOUR guess and the product of YOUR target times HER/HIS guess, PLUS whichever is larger, either 0 points or 100 points minus one-tenth (1/10th) the distance between YOUR guess and the product of YOUR target times HER/HIS guess. S/he earns whichever is larger, either 0 points or 200 points minus the distance between (1)HER/HIS guess and (2)the product of HER/HIS target times YOUR guess, PLUS whichever is larger, either 0 points or 100 points minus one-tenth (1/10th) the distance between (3)HER/HIS guess and (4)the product of HER/HIS target times YOUR guess. That is, $\text{Points} = \max(0, 200 - \text{distance}) + \max(0, 100 - 0.1 * \text{distance})$, where distance is the absolute difference between Your guess and your Target*(His/Her Guess). This way of determining the number of points that you and s/he earn makes the number you earn larger, the closer your guess is to your target times her/his guess; and it makes the number s/he earns larger, the closer her/his guess is to her/his target times your guess. Only the distance matters, NOT whether the difference is positive or negative. You earn the same number of points when your guess is too high by a given amount as when it is too low by the same amount. To pass the Understanding Test and TO BE ABLE to participate in the experiment, it is important to understand how your (respectively, her/his) original guesses should be chosen to stay within your (her/his) limits. This will be done as follows. If your original guess is below your lower limit, then your guess should be adjusted UP to your LOWER limit; and if your original guess is above your upper limit, then your guess should be adjusted DOWN to your UPPER limit. If, for example, your lower limit is 400 and you original guess 300, then your adjusted guess is 400. If your upper limit is original 600 and your guess 900, then your adjusted guess is 600. Her/his guesses are adjusted up or down to her/his lower or upper limits in the same way, except that her/his limits may be different. Remember you and s/he can choose any number within your and her/his limits, respectively. We are now starting a new round of the game. Round 1: For this round your lower limit is $*LL_{\text{you}}^{\text{Round1}}*$, your upper limit is $*UL_{\text{you}}^{\text{Round1}}*$, and your target is $*target_{\text{you}}^{\text{Round1}}*$. Her/His lower limit is

$*LL_{\text{his/her}}^{\text{Round1}}*$, her/his upper limit is $*UL_{\text{his/her}}^{\text{Round1}}*$, and her/his target is $*target_{\text{his/her}}^{\text{Round1}}*$. Please choose a number between your lower limit and upper limit.

Similar to the repeated pBCG, we keep the whole history for each LLM subject in subsequent rounds by adding to the vector of messages (i.e., stacking messages) as the input to the API. After the user prompt from the first round, the answer given by the LLM is added to the messages in the assistant role. Different from the pBCG, and consistent with [13], we do not provide feedback to avoid repeated game effects. Therefore, after the assistant message, as a user role message, we prompt with the next round

User

We are now starting a new round of the game. Round 2: For this round your lower limit is $*LL_{\text{you}}^{\text{Round2}}*$, your upper limit is $*UL_{\text{you}}^{\text{Round2}}*$, and your target is $*target_{\text{you}}^{\text{Round2}}*$. Her/His lower limit is $*LL_{\text{his/her}}^{\text{Round2}}*$, her/his upper limit is $*UL_{\text{his/her}}^{\text{Round2}}*$, and her/his target is $*target_{\text{his/her}}^{\text{Round2}}*$. Please choose a number between your lower limit and upper limit.

We repeat this process of messages, keeping the entire history of messages for each LLM subject until all 16 rounds are completed. Note that the history given to each LLM subject is specific to that LLM subject; no other information is shared with other LLM subjects beyond their history. In this way, the system message, and the rules of the game are always contained in the first 2 messages of the history, as well as the entire history of choices that each LLM subject makes.

B.3.5 MRG

The instructions come directly from [3], with minimal modifications. Similarly, we avoid monetary payoffs as rewards to avoid issues with incentives. We also provide examples in the instructions as LLMs had better answers to the best responses understand questions (as this helps LLMs understand what kind of calculations are involved). The system prompt is

System

I want you to act as a human decision maker, You will be participating in 1 round of a game. You should use your best judgment to come up with responses that you like most. Always write your final answer in [].

This is identical for both MRG and MRG (Game 3). The following prompts include all the details for MRG and MRG (Game 3), specified by the user role.

User for MRG

You are randomly matched to play a game against a human decision maker. In the game, each of you chooses an integer between 11 and 20. Each participant will receive points in the amount they have chosen. A participant will receive an additional 20 points if they choose a number exactly one less chosen by the other player. For example, if the other participant chooses X , you will get $(X-1)+20$ points if you choose $X-1$ points. For example, if your opponent chooses 14, you will get 33 points if you choose 13. Or, if the other participant chooses 11, you will get 20 points if you choose 20. You will receive your points without knowing against whom you played. Now let's start this game. What number do you choose?

User for MRG (Game 3)

You are randomly matched to play a game against a human decision maker. In the game, each of you chooses an integer between 11 and 20. If a participant chooses the number 20, they will receive 20 points (regardless of the other player's choice). Otherwise, if a participant chooses any other number in this range, they will receive three points less than in the case where they choose 20. However, they will receive an additional amount of 20 points if they choose a number that is lower by exactly one than the number chosen by the other player. For example, if the other participant chooses X , you will get $17+20$ points if you choose $X-1$. For example, if your opponent chooses 14, you will get $17+20$ points if you choose 13. Or, if the other participant chooses 11 points, you will get 20 points if you choose 20. You will receive your points without knowing against whom you played. Now let's start this game. What number do you choose?

B.4 Estimation Details

B.4.1 pBCG

From the theoretical predictions, we apply standard practice maximum likelihood estimation (MLE) to estimate parameters for both the level- k model and the CH model. For the level- k model, we estimate the proportion of responses that align with the L_0 , L_1 , L_2 , L_3 , L_4 , and L_∞ (Nash) predictions. L_0 also accommodates behavior which is not precisely predicted by the level- k (or CH model) for levels (steps) higher than L_1 (step-1), i.e., the L_0 type captures all responses from a type who chooses uniformly randomly from the integers 0 to 100, but is not in the proximity of any prediction from any other higher type. This allows us to accommodate behavior which is not in the neighborhood of the predictions of any of

the level- k types (up to a finite k).⁴² For each type, we assume that a choice is the best guess limited by their type, plus an independent and identically distributed (i.i.d) error term. Specifically, assuming the error term is i.i.d binomially distributed, the observed choice of a level- k type by an individual, i , is given by $Y_i = l_k + \epsilon_i$, with $\epsilon_i \sim \mathcal{B}(\alpha, \beta)$ such that $\mathbb{E}[\epsilon_i] = 0$, and $\text{Var}[\epsilon_i] = \sigma^2$. With $\epsilon_i \in \mathbb{R}$ and $\epsilon_i = Y_i - l_k$, this allows to define a density for each of these types:

$$h_k(\epsilon_i) = \begin{cases} \binom{\alpha}{\epsilon_i} \beta^{\epsilon_i} (1 - \beta)^{\alpha - \epsilon_i} & k \in \{1, \dots, K, \infty\}, \\ \frac{1}{101} & k = 0. \end{cases}$$

Let \mathcal{K} denote the space of types, i.e., $\mathcal{K} = \{0, \dots, K, \infty\}$. Define proportions of types by $\mathcal{F} = \{f_k\}_{k \in \mathcal{K}}$, where f_k is the proportion of level- k types. Defining our complete parameter space as $\Theta = (\mathcal{F}, \alpha, \beta)$ with α, β being the nuisance parameters, the log-likelihood function for a random sample of guesses, $\mathbf{Y} = Y_{i \in \{1, \dots, N\}}$ is:

$$\log \mathcal{L}(\Theta | \mathbf{Y}) = \sum_{i=1}^n \ln \left(\sum_{k \in \mathcal{K}} f_k \cdot h_k(\epsilon_i) \right).$$

The purpose of assuming a binomially distributed random error is to allow for discrete-valued errors, in essence, we use a *discretized* normal distribution centered around 0 (with its limit being a normal distribution). We estimate level- k model with 6 levels of reasoning by setting $K = 4$ with the best guess for the L_∞ type being the Nash equilibrium, the L_0 type being a uniform randomizer, and the remaining best guesses being determined by the theoretical predictions above.

For the CH model, τ is estimated, which represents the mean (and variance) of the frequency distribution of step- k types. τ parameterizes the proportion of responses that align with step- k (for $k \in \{0, \dots, K\}$) and step- ∞ predictions. The structure of the log-likelihood function is identical to the one used to estimate the level- k model, with choices also modeled as noisy best guesses in the same way as above. The differences only lie in 1) the proportions of types are now determined by a Poisson distribution, i.e., the distribution of types is given by $f(k; \tau)$, and 2) the best guesses are made by assuming a distribution over lower step- k , determined by the conditional Poisson distribution $\{f_k(j; \tau)\}_{j=0,1,\dots,k-1}$,

⁴²The goal of MLE is to find the parameter values that maximize the product of the individual likelihoods, based on a (probabilistic) matching of the theoretical predictions and the observed strategies. However, an action predicted to occur with zero probability results in a likelihood contribution of zero, rendering the overall likelihood function zero. Such an event, even if it occurs for only one observation, can obscure the predictive accuracy of any model. To avoid the zero-likelihood problem, we introduce a type that randomizes across all possible strategies, ensuring that no action is chosen with zero probability, as described in [26] and footnote 2 of [9].

i.e., with $\epsilon_i \in \mathbb{R}$ and $Y_i = s_k(\tau) + \epsilon_i$. This structure is identical to the level- k model except we replace the level- k best guess, l_k , with the CH model best guess, $s_k(\tau)$.

Let \mathcal{K} denote the space of types, i.e., $\mathcal{K} = \{0, \dots, K, \infty\}$. Define proportions of types by $\{f(k; \tau) | k \in \mathcal{K}\}$, where $f(k; \tau)$ is the proportion of step- k types, given τ .⁴³ The complete parameter space is $\Theta = (\tau, \alpha, \beta)$ with α, β being the nuisance parameters, hence, the log-likelihood function for a random sample of guesses, $\mathbf{Y} = Y_{i \in \{1, \dots, N\}}$ is:

$$\log \mathcal{L}(\Theta | \mathbf{Y}) = \sum_{i=1}^n \ln \left(\sum_{k \in \mathcal{K}} f(\tau; k) \cdot h_k(\epsilon_i) \right).$$

Although the log-likelihood function is of the same structure, estimation is vastly different as the CH model is fully determined by the value of τ , i.e., finding the value of τ that maximizes the log-likelihood. For consistency, we estimate using the same number of step- k type players as there are level- k type players.⁴⁴

B.4.2 GG

Following the theoretical predictions, we use similar MLE techniques to estimate parameters for both the level- k model and the CH model. The notable difference here is that we collect data sequentially for the 16 rounds of the GG. For each LLM, we collect these set of responses 100 times (i.e., for each LLM, there are 100 LLM subjects playing 16 rounds of the GG sequentially). With these data, for the level- k model, we are able to estimate the proportion of responses that align with the L_0, L_1, L_2, L_3, L_4 , and L_∞ (Nash) predictions on an individual-response level. We do this because each round has its own different set of predictions (level- k , CH, Nash), so we need not base the estimation on aggregate responses, as done in the pBCG.⁴⁵

The observed (noisy) choice of a level- k type by an individual, i , for each round, r , is given by $Y_i^r = l_k^r + \epsilon_i^r$, with $\epsilon_i^r \sim \mathcal{B}(\alpha^r, \beta^r)$ such that $E[\epsilon_i^r] = 0$, and $\text{Var}[\epsilon_i^r] = (\sigma^r)^2$. With $\epsilon_i^r \in \mathbb{R}$ and $\epsilon_i^r = Y_i^r - l_k^r$, this allows to define a density for each of these types:

$$h_k^r(\epsilon_i) = \begin{cases} \binom{\alpha^r}{\epsilon_i^r} \beta^{\epsilon_i^r} (1 - \beta)^{\alpha^r - \epsilon_i^r} & k \in \{1, \dots, K, \infty\}, \\ \frac{1}{b_i^r - a_i^r} & k = 0. \end{cases}$$

⁴³ f_0 is still parameterized by τ by the law of total probability.

⁴⁴ Note that α and β are simply noise parameters for the estimation in the binomial distribution, with no mapping to the theoretical models, as such, they are nuisance parameters.

⁴⁵ Naturally, another way to approach the estimation is to aggregate the data for each round, and estimate the model for each of the 16 rounds of the GG, as if each round is their own one-shot game. However, this does not make use of the sequential nature in which the GG is played in [13], which we attempt to stay as close to as possible, in terms of experimental design.

Depending on the parameters of the GG, the level of reasoning required to reach the L_∞ prediction can be fewer than $K(> 1)$. In these cases, we assume the response is only consistent with the L_∞ (and L_0) type. Formally, for any $k \in \{1, \dots, K\}$ and $l_k^r = l_\infty^r$, set $h_j^r(\epsilon_i) = 0$, for $j \leq k$, with $h_\infty^r(\epsilon_i)$ and $h_0^r(\epsilon_i)$ defined as above.⁴⁶

Let \mathcal{K} denote the space of types, i.e., $\mathcal{K} = \{0, \dots, K, \infty\}$. Define proportions of types by $\mathcal{F} = \{f_k\}_{k \in \mathcal{K}}$, where f_k is the proportion of level- k types. Defining our complete parameter space as $\Theta = (\mathcal{F}, \alpha, \beta)$ with α, β collecting nuisance parameters in vectors, the log-likelihood function for a random sample of guesses, $\mathbf{Y}_i = Y_{i,r \in \{1, \dots, 16\}}$ is:

$$\log \mathcal{L}(\Theta | \mathbf{Y}_i) = \sum_{r=1}^{16} \ln \left(\sum_{k \in \mathcal{K}} f_k \cdot h_k^r(\epsilon_i) \right).$$

Notice this is virtually identical to the MLE used in the pBCG except we use data collected for all rounds per LLM subject to estimate the level- k model, rather than aggregating over all the data collected. In this way, we can estimate the level- k model for each LLM subject. As we estimate up to L_4 , including L_0 and L_∞ , we set $K = 4$.

For the CH model, τ is estimated in an analogous way. Define proportions of types in each round by $\{f(k; \tau) | k \in \{0, \dots, K, \infty\}\}$, where $f(k; \tau)$ is the proportion of step- k types, given τ , with $\epsilon_i^r \in \mathbb{R}$ and $Y_i^r = s_k^r(\tau) + \epsilon_i^r$. As before we impose that, for any $k \in \{1, \dots, K\}$ and $l_k^r = l_\infty^r$, set $h_j^r(\epsilon_i) = 0$, for $j \leq k$, with $h_\infty^r(\epsilon_i)$ and $h_0^r(\epsilon_i)$ defined as above. The complete parameter space is $\Theta = (\tau, \alpha, \beta)$ with α, β collecting nuisance parameters in vectors, hence, the log-likelihood function for a random sample of guesses, $\mathbf{Y}_i = Y_{i,r \in \{1, \dots, 16\}}$ is:

$$\log \mathcal{L}(\Theta | \mathbf{Y}_i) = \sum_{r=1}^{16} \ln \left(\sum_{k \in \mathcal{K}} f(\tau; k) \cdot h_k^r(\epsilon_i) \right).$$

Again, the log-likelihood function is of the same structure with vastly different estimation as the CH model is fully determined by τ , separately for each LLM subject. For consistency, we estimate using the same number of step- k type players as there are level- k type players.⁴⁷

B.4.3 MRG

Estimation. Similarly, from the theoretical predictions, we apply MLE to estimate parameters for both the level- k model and the CH model analogously to what was done for the pBCG and GG. We keep the same number of levels/steps as the pBCG but replace L_∞ with L_4 , as there is no pure Nash equilibrium. We still accommodate behavior which is not predicted

⁴⁶While the majority of the mass goes to the L_∞ proportion when the response is close to the L_∞ prediction, we still allow for random behavior.

⁴⁷Note that α and β are again (vectors of) noise parameters for the estimation in the binomial distribution, with no mapping to the theoretical models.

by the level- k or CH model by including a purely random type. However, as L_0 behavior can be very distinct from purely random behavior, we specifically distinguish between these two types. Another reason for doing this is to allow for the uniform randomization choice (15), and lower choices, to be considered as random behavior, rather than a very high stage of reasoning.⁴⁸ Estimation is done separately for each of MRG, and MRG (Game 3).

Given the finite nature of the actions in MRG and MRG (Game 3), applying MLE to estimate the parameters for the level- k model and the CH model is simple and standard. For the level- k model, we estimate the proportion of levels that are consistent with purely random behavior, L_0 , L_1 , L_2 , L_3 , and L_4 predictions. Let \mathcal{K} denote the space of types, i.e., $\mathcal{K} = \{\text{random}, 0, 1, \dots, K\}$. We define the density for each type as follows:

$$h_k(Y_i) = \begin{cases} \mathbb{1}[Y_i = l_k] & k \in \{0, \dots, K\}, \\ \frac{1}{10} & k = \{\text{random}\}. \end{cases}$$

where $\mathbb{1}[Y_i = l_k]$ is an indicator function which takes 1 when $Y_i = l_k$ and 0 otherwise. Define proportions of types by $\mathcal{F} = \{f_k\}_{k \in \mathcal{K}}$, where f_k is the proportion of each type. We set $K = 4$ to estimate 6 levels of reasoning (including L_0 , and purely random type). The parameter space is simply $\Theta = \mathcal{F}$ and the log-likelihood function for a random sample of guesses, $\mathbf{Y} = Y_{i \in \{1, \dots, N\}}$ is:

$$\log \mathcal{L}(\Theta | \mathbf{Y}) = \sum_{i=1}^n \ln \left(\sum_{k \in \mathcal{K}} f_k \cdot h_k(Y_i) \right).$$

For the CH model, we estimate τ to parameterize the proportion of responses that align with step- k , for $k \in \{\text{random}, 0, 1, \dots, K\}$, to be consistent with the level- k model. As before, the proportions of types are determined by a Poisson distribution with best responses as given above in the theoretical predictions. Define proportions of types by $\{f(k; \tau) | k \in \mathcal{K}\}$ where $f(k; \tau)$ is the proportion of step- k types, given τ . The parameter space is simply $\Theta = \{\tau\}$ and the log-likelihood function for a random sample of guesses, $\mathbf{Y} = Y_{i \in \{1, \dots, N\}}$ is:

$$\log \mathcal{L}(\Theta | \mathbf{Y}) = \sum_{i=1}^n \ln \left(\sum_{k \in \mathcal{K}} f(k; \tau) \cdot \mathbb{1}[Y_i = s_k(\tau)] \right).$$

As with the pBCG and GG, the log-likelihood function is of the same structure between models, with different estimation, given the way that the proportions are parameterized. For consistency, the same number of step- k players is used as there are level- k players.

⁴⁸This is consistent with the empirical results in [3] with virtually no subject choosing lower than 15.

B.5 Temperature

The temperature parameter influences outputs in terms of randomness and creativity. A lower temperature value results in more predictable and deterministic responses, in favor of words with the highest probabilities. Conversely, a higher temperature results in more diverse and novel responses by increasing the chance of less likely words. In line with studies exploring the impact of temperature settings on LLM behavior [24, 5, 41], every condition mentioned is also tested at 3 temperature levels. The baseline is set at a moderate temperature of 0.5 to ensure the most balanced approach. We have higher (0.75) and lower (0.25) temperature level conditions to examine how variations in randomness influence (observed) strategic sophistication. The exception is with GPT-o1 as at the time of collecting the data (October 2024) varying the temperature parameter was not available. Given the results of the baseline (for all games) and as we only use GPT-o1, Cl-3S, and Ge-2T for the GG, we did not run the GG with different temperatures. Given the results from the level- k model have very little variation across temperature, the CH model estimates also do not vary much from baseline temperature either.

B.5.1 pBCG

For all conditions (baseline and alternate), we collect data varying the temperature to determine whether there is any impact on LLM responses. Overall, the results remained largely consistent with those observed at the baseline temperature. The only differences of note occurred in the higher temperature condition, in which there was an increase in incoherent answers, and a slight rise in the variation of responses.⁴⁹ Analogously, for lower temperatures, the modal responses became somewhat more modal, as expected with more deterministic results. However, the estimates of either model remain relatively unchanged. This consistency across different temperatures suggests that strategic sophistication of LLMs is robust to changes in temperature. We present the results for the different temperature conditions below.

⁴⁹We still maintain the planned sample size after dropping incoherent answers.

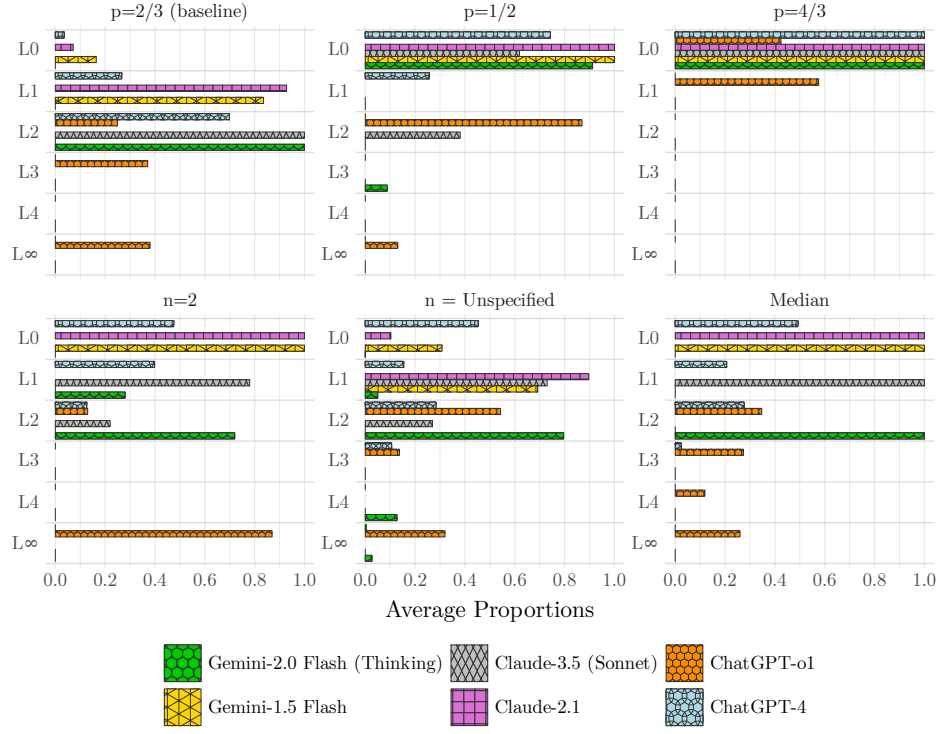


Figure B2: Estimates of the proportions of level- k types for the pBCG with high temperature.

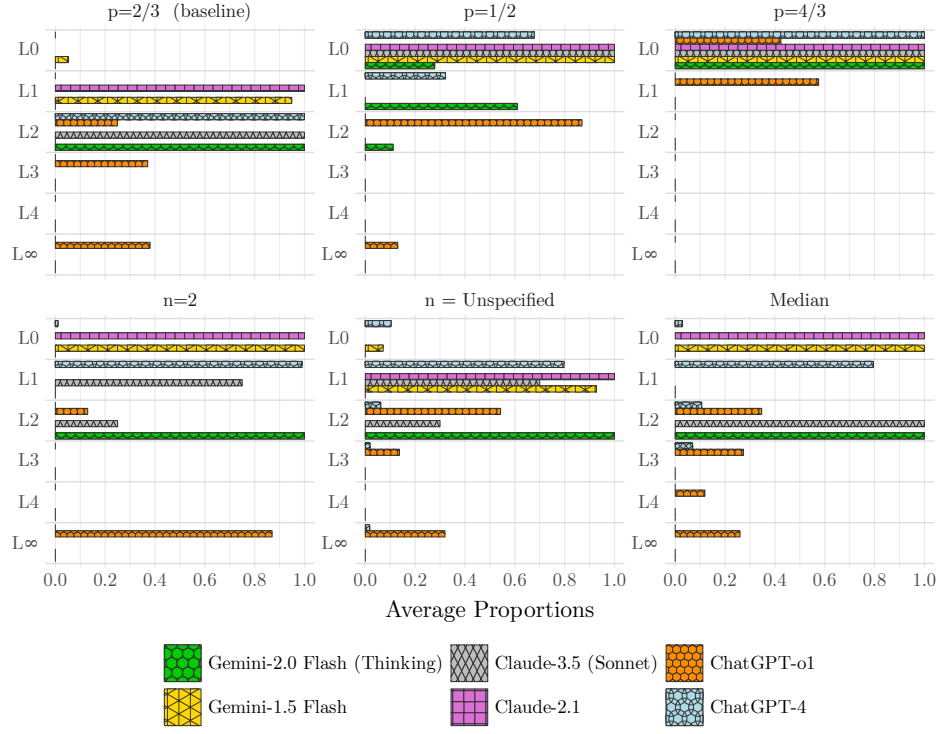


Figure B3: Estimates of the proportions of level- k types for the pBCG with low temperature.

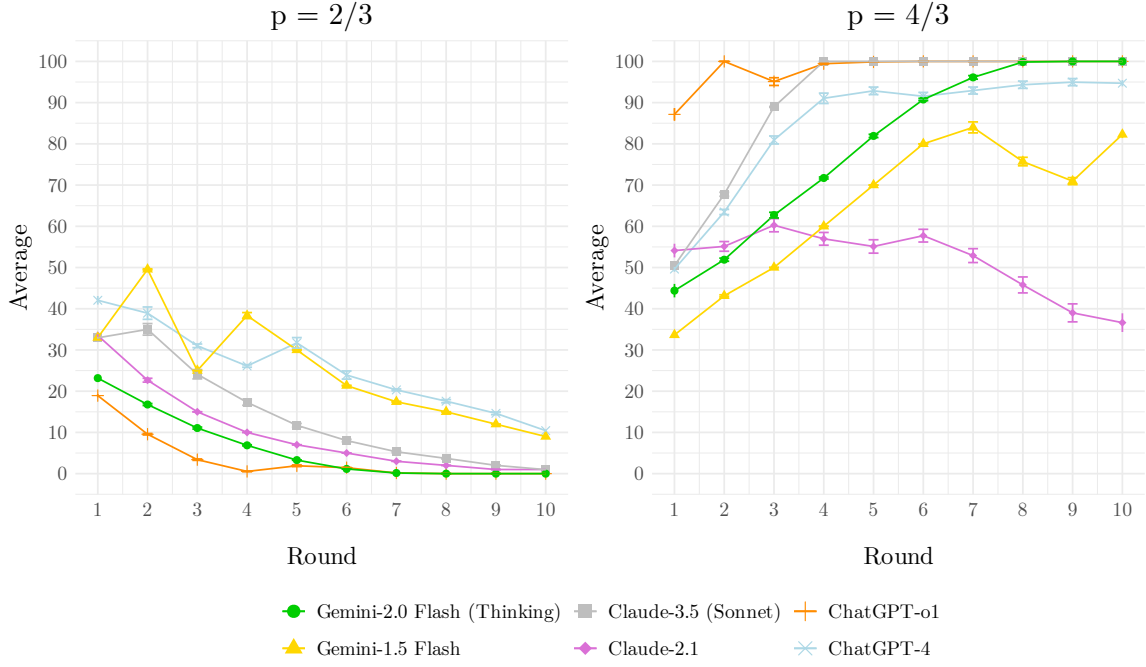


Figure B4: Time series of responses for multiple rounds pBCG with high temperature. This figure consists of two figures for $p = 2/3$ and $p = 4/3$, respectively. Each figure shows the average responses in each round for each LLM. Vertical bars are 95% confidence intervals

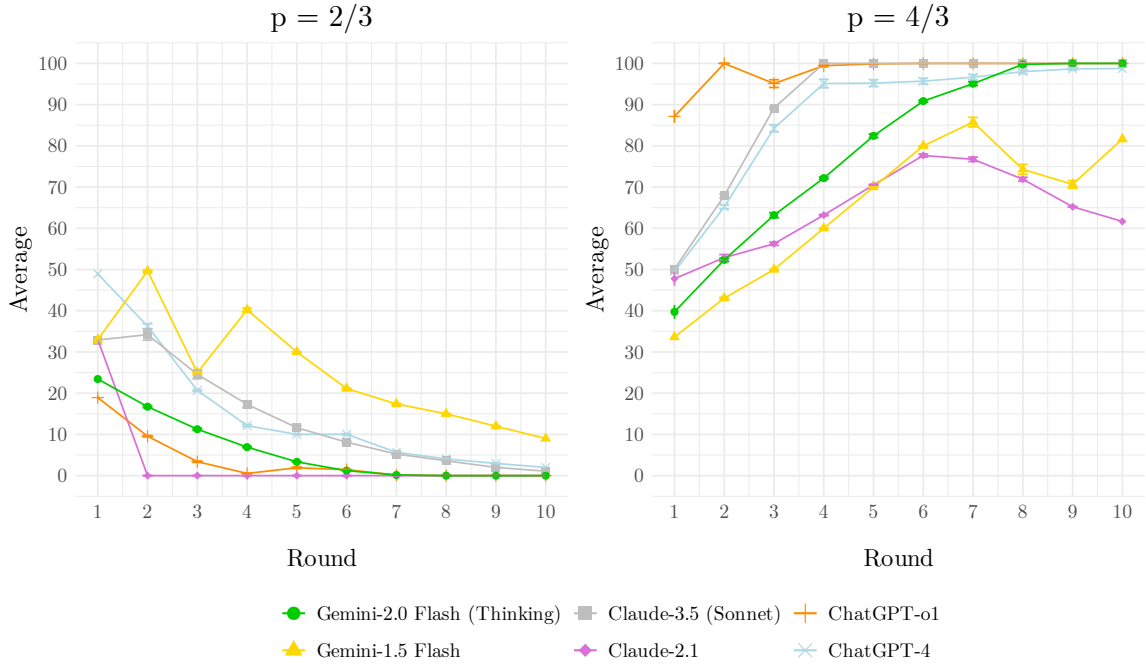


Figure B5: Time series of responses for multiple rounds pBCG with low temperature. This figure consists of two figures for $p = 2/3$ and $p = 4/3$, respectively. Each figure shows the average responses in each round for each LLM. Vertical bars are 95% confidence intervals

B.5.2 MRG

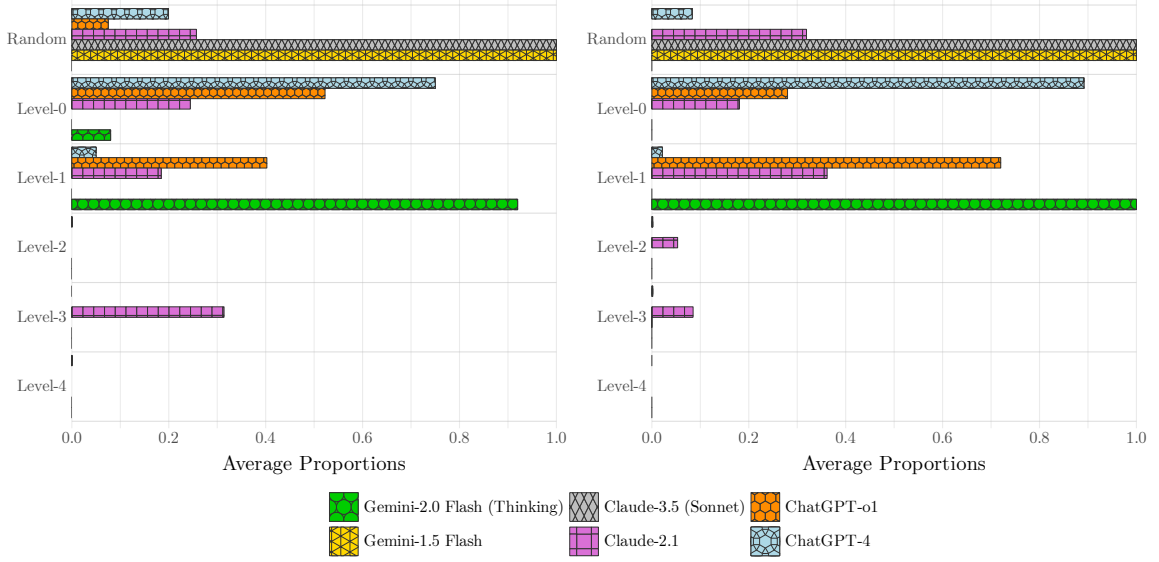


Figure B6: Estimates of the proportions of level- k types for MRG, and MRG (Game 3) with high temperature.

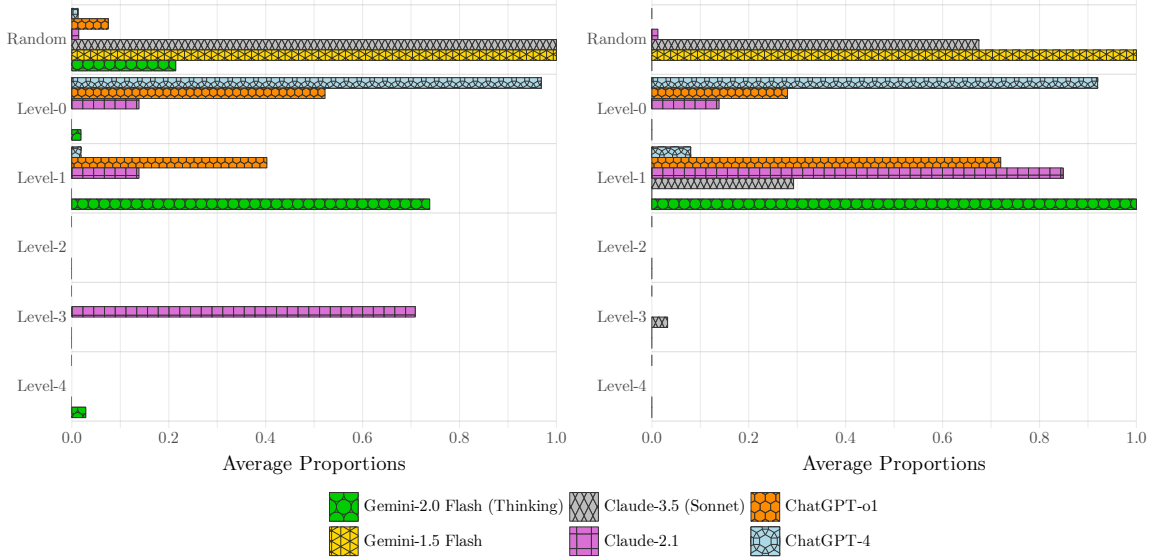


Figure B7: Estimates of the proportions of level- k types for MRG, and MRG (Game 3) with low temperature.