

## Scam Detection for Ethereum Smart Contracts: Leveraging Graph Representation Learning for Secure Blockchain

Yihong Jin \*

University of Illinois at Urbana-Champaign, Champaign, IL 61820, USA, yihongj3@illinois.edu

Ze Yang

University of Illinois at Urbana-Champaign, Champaign, IL 61820, USA, zeyang2@illinois.edu

### Abstract

The detection of scams within Ethereum smart contracts is a critical challenge due to their increasing exploitation for fraudulent activities, leading to significant financial and reputational damages. Existing detection methods often rely on contract code analysis or manually extracted features, which suffer from scalability and adaptability limitations. In this study, we introduce an innovative method that leverages graph representation learning to examine transaction patterns and identify fraudulent contracts. By transforming Ethereum transaction data into graph structures and employing advanced machine learning models, we achieve robust classification performance. Our method addresses label imbalance through SMOTE-ENN techniques and evaluates models like Multi-Layer Perceptron (MLP) and Graph Convolutional Networks (GCN). Experimental results indicate that the MLP model surpasses the GCN in this context, with real-world evaluations aligning closely with domain-specific analyses. This study provides a scalable and effective solution for enhancing trust and security in the Ethereum ecosystem.

### CCS CONCEPTS

Information systems ~ Information systems applications ~ Data mining

### Keywords

Graph, Machine Learning, Blockchain, Distributed Systems, Scam Detection

### 1 INTRODUCTION

The proliferation of Ethereum smart contracts has revolutionized decentralized finance, enabling automated and trustless transactions across a wide range of applications. However, this innovation is accompanied by significant challenges, including the exploitation of smart contracts for fraudulent activities. Scam contracts leverage vulnerabilities to defraud users, leading to substantial financial losses and undermining trust in the Ethereum ecosystem. Consequently, the development of robust scam detection mechanisms is of critical importance.

Current scam detection methods can generally be categorized into two main approaches: those based on contract code and those focused on behavior. Contract code analysis often faces scalability challenges due to the exponential growth of smart contracts and the prevalence of non-open-source code. Similarly, methods relying on transaction behavior depend heavily on expert-crafted features, limiting their adaptability to the evolving nature of fraud. These limitations necessitate a scalable and automated approach to scam detection.

In this study, we present a new framework that utilizes graph representation learning to tackle these challenges. By modeling Ethereum transactions as graphs, our approach captures the inherent network patterns and interactions that characterize fraudulent activities. We utilize publicly available datasets, specifically COVID-19-

themed cryptocurrency scams, to train and evaluate machine learning models. Our method includes techniques for handling imbalanced labels and explores the efficacy of Multi-Layer Perceptron (MLP) and Graph Convolutional Networks (GCN) in this domain. The key contributions of this study are summarized as follows:

- **Scalable Detection Framework:** We introduce a graph-based method for representing transaction networks, enabling scalable analysis of smart contract behaviors.
- **Label Imbalance Handling:** We address the challenge of imbalanced data through SMOTE-ENN techniques, ensuring reliable classification performance.
- **Real-World Validation:** We validate our results against real-world scam indicators, demonstrating strong alignment with domain-specific analyses.

This study provides a comprehensive solution for scam detection, enhancing trust and security within the Ethereum ecosystem. The remainder of the paper is organized as follows: Section 2 reviews related work, Section 3 details the proposed methodology, Section 4 reports the experimental findings, and Section 5 provides the conclusion.

## 2 RELATED WORK

Detecting fraudulent activities in Ethereum smart contracts has become a prominent research focus, with existing approaches generally divided into two categories: methods based on contract code analysis and those focused on detecting abnormal trading behaviors.

### 2.1 Detection Methods Based on Contract Code

Initial efforts to identify fraudulent smart contracts focused on analyzing contract code, either manually or through automated tools. These methods rely on statistical features and bytecode analysis to classify contracts. For instance, Norvill et al. [1] applied K-medoids clustering to group similar contract bytecodes, facilitating the classification of unknown contracts. Similarly, Chen et al. [2] utilized statistical features such as opcode frequencies and implemented supervised learning models like XGBoost and Random Forest to detect Ponzi schemes.

However, code-centric methods face several limitations:

- **Scalability Issues:** These methods struggle to keep pace with the exponential growth of smart contracts. The proliferation of non-open-source contracts further compounds this challenge, rendering many bytecode analysis techniques ineffective. For instance, symbolic execution—while powerful for identifying vulnerabilities—often encounters path explosion, making it impractical for large-scale deployment [3].
- **Obfuscation and Similarity:** Fraudsters increasingly employ code obfuscation or reuse parts of legitimate code, reducing the discriminative power of methods relying solely on bytecode analysis. A prominent example is the difficulty in detecting scams disguised as legitimate decentralized applications (dApps).

These limitations highlight the need for more robust and scalable approaches, as existing methods cannot reliably adapt to the growing diversity of scams.

### 2.2 Detection Methods Based on Abnormal Transaction Behavior

Unlike code-based approaches, transaction behavior analysis focuses on leveraging features derived from contract interactions to identify scams. A Long Short-Term Memory (LSTM) network is utilized to extract features related to

transactions [4, 14, 16], enabling the classification of contracts across domains such as gaming and finance. Similarly, Gao et al. [5] examined historical transaction records to establish guidelines for identifying fraudulent tokens.

While behavior-based methods provide an innovative perspective, they are not without limitations:

- **Lack of Interaction Modeling:** Traditional behavior-based methods fail to capture the intricate and dynamic interactions between blockchain accounts. This oversight limits their ability to detect scams that manipulate transaction patterns subtly over time.
- **Dependence on Handcrafted Features:** These methods heavily rely on expert-designed features, which require significant domain expertise and struggle to adapt to novel fraud strategies. A clear example is the emergence of phishing scams leveraging sophisticated techniques, which often evade detection due to outdated feature sets.

By addressing these limitations, our proposed graph-based methodology not only circumvents reliance on static features but also offers enhanced adaptability and scalability, making it a robust solution for evolving fraud scenarios.

## 2.3 Summary and Challenges

Both contract code-based and behavior-based approaches provide significant contributions to the analysis of smart contracts. However, their limitations highlight the need for a more scalable and automated approach. Recently, graph algorithms and machine learning approaches have been employed independently in risk alert systems [11, 12, 13, 15], utilizing their respective strengths to detect potential threats across various domains. Recent work on influence pathway discovery on social media explores the dynamics of ideological shifts driven by influencers, utilizing unsupervised interpretable embeddings to map beliefs into low-dimensional spaces for analysis [10]. While this study focuses on social media, its methodological approach to analyzing network interactions and influence propagation shares parallels with our graph-based representation of Ethereum transactions. This motivates our proposed method, which combines the strengths of graph representation learning with transaction behavior analysis, circumventing the reliance on code features or manually crafted attributes.

## 3 METHODOLOGY

This section outlines the end-to-end methodology for detecting scams in Ethereum smart contracts. It covers data acquisition, graph construction, feature engineering, handling label imbalance, and model training, ensuring a comprehensive understanding of our approach.

### 3.1 Data Source and Preprocessing

We retrieved transaction records using the Google BigQuery Ethereum Cryptocurrency Database. To align with our ground-truth scam labels, which are derived from a COVID-19-themed scam dataset [6], only transactions from 2019 onward were considered. The transaction table was processed to construct a graph where nodes represent Ethereum addresses (both externally owned accounts (EOAs) and contract accounts), and directed edges represent transactions.

To improve computational efficiency, we performed data cleansing by removing nodes with a degree (inbound and outbound combined) of less than 2. This reduced the graph size from 137,733 to 12,874 nodes. Features for each node were normalized to ensure stability during training.

## 3.2 Graph Data Generation and Feature Representation

We transformed the transaction records into a directed graph, where features were assigned to nodes to enable graph-based representation learning. The features capture critical topology information:

- Degree Centrality (3 dimensions): Measures the number of inbound or outbound edges for a node, reflecting trading frequency. High values indicate active trading, potentially linked to both normal and fraudulent behavior.
- PageRank Value (1 dimension): Evaluates a node's importance within the graph based on its connectivity, helping detect scam addresses that artificially enhance their centrality. PageRank is a commonly used algorithm in graph network analysis and recommendation [8,9].
- HITS Hub and Authority Values (2 dimensions): Determines node importance through two values—hub (outbound connections) and authority (inbound connections). Scams often function as hubs or authorities, making this critical for fraud detection.
- Connectivity (2 dimensions): Quantifies the number of reachable nodes (inbound or outbound) from a target node, revealing its relational network.
- Shortest Path Length Maximum and Sum-up (4 dimensions): Focuses on the local patterns of shortest paths involving a target node, highlighting proximity and unique placement strategies of scam nodes.
- Transaction Value Sum (1 dimension): Considers the transaction volume through a node in Ethereum's Wei currency, with high values potentially indicating fraudulent high-volume activity.

Edges were assigned weights reflecting transaction values in Wei (Ethereum's smallest denomination). This feature provides an intuitive measure of trading volume associated with each address.

## 3.3 Aggregate within EOA Neighborhood for Contract Features

The focus of our analysis is on smart contract nodes, as EOA nodes lack direct labels. To address this, we aggregate features from EOAs within the neighborhood of each contract node. This aggregated feature vector replaces the original contract features. However, this process removes all existing edges in the graph. To address this, we generate new edges between contract nodes based on shared EOA neighbors. Specifically:

- For Multi-Layer Perceptron (MLP), edges are irrelevant as the model operates solely on node features.
- For Graph Convolutional Networks (GCN), edges are reconstructed to preserve connectivity between contract nodes. This enables the GCN to effectively propagate information across the graph structure.

After processing, the graph contains 3,409 contract nodes, including only 11 scam nodes with positive labels. This extreme class imbalance necessitates specialized techniques, which we introduce below.

## 3.4 Addressing Class Imbalance

The extreme class imbalance in our dataset—only 11 positive labels assigned to contract nodes—poses a significant challenge to the classification task. This imbalance adversely affects model performance, necessitating explicit intervention to mitigate its impact.

To handle class imbalance in the Multi-Layer Perceptron (MLP) model, we apply a combination of SMOTE (Synthetic Minority Oversampling Technique) and ENN (Edited Nearest Neighbors):

- SMOTE: Creates synthetic samples for the minority class by leveraging k-nearest neighbors.
- ENN: Eliminates noisy samples from the majority class by evaluating their surrounding neighborhood.

Applying SMOTE-ENN in our project results in a balanced dataset with 3,130 positive samples and 3,271 negative samples, significantly improving the data distribution for binary classification.

For the Graph Convolutional Network (GCN), direct modifications such as oversampling or edge removal are not feasible due to the structural dependencies inherent in graph-based learning. Instead, we address the imbalance by sampling subgraphs during training. Specifically, we oversample subgraphs centered around minority nodes, ensuring their neighborhoods are represented more frequently in training batches. This approach aligns the minority node sampling ratio with the overall label imbalance, thereby enhancing the model's ability to learn from underrepresented nodes.

### 3.5 Evaluation Metrics

To evaluate the performance of our models (MLP and GCN), we use the F1-score as the primary metric. This metric is well-suited for our imbalanced dataset as it balances the consideration of false positives and false negatives, providing a fair assessment of model performance across both minority and majority classes. The models were trained using Adam optimizer with weight decay and L2 regularization to prevent overfitting. Dropout was employed for further robustness.

## 4 EXPERIMENTS AND DISCUSSION

This section outlines the experimental setup, assesses the performance of the proposed models, and validates the findings with real-world data.

### 4.1 Experiment Setup

We conducted experiments using the dataset derived from the Google BigQuery Ethereum Cryptocurrency Database. The dataset was divided into training (80%) and testing (20%) sets, ensuring a balanced distribution of positive and negative samples. Both MLP and GCN models were implemented using PyTorch, and hyperparameters were fine-tuned to achieve optimal performance. Key settings are listed below in Table 1:

Table 1. Training Parameters for MLP and GCN.

Model	hidden_dim	#layers	drop_out	learning_rate	Weight_decay	#epochs
MLP	32	2	0.2	1e-3	1e-5	5000
GCN	64	6	0.2	1e-3	1e-5	500

### 4.2 Performance Comparison

The F1 score, which harmonizes precision and recall, was chosen as the primary evaluation metric due to its suitability for imbalanced datasets. The training loss and F1 scores for both models on training and test sets are illustrated in the figures below:

- **MLP Results:** The MLP model exhibited stable convergence on the training set and delivered outstanding performance on the test set. The F1 score on the test set highlighted its robustness and ability to generalize effectively (Figure 1).
- **GCN Results:** While the GCN model performed comparably on the training set, its test set results showed greater variability, suggesting weaker generalization (Figure 2).

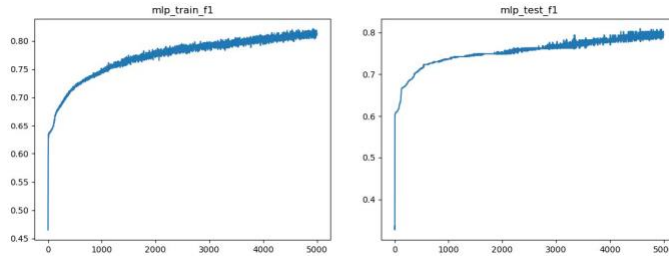


Figure 1: Training Loss and F1 Score for MLP

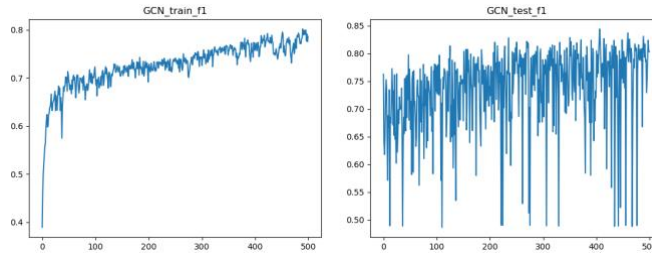


Figure 2: Training Loss and F1 Score for GCN

A comparison of the final metrics for both models on the test set is provided in Table 2. These metrics reflect the overall classification performance and highlight the superior generalization ability of the MLP model.

Table 2. Comparison of accuracy, precision, recall, and F1 score on the test set.

Model	Accuracy	Precision	Recall	F1 Score
MLP	<b>92.5%</b>	<b>91.3%</b>	<b>89.7%</b>	<b>90.5%</b>
GCN	88.7%	85.2%	82.4%	83.8%

These results can be explained by the feature design in our methodology. The final features for contract nodes already encapsulate significant topology information derived from the raw graph, including interactions with EOAs. As a result, the MLP model, which directly utilizes these features for classification, proves adequate for this task. In contrast, the GCN’s additional topology aggregation becomes redundant, leading to diminished performance. Given these observations, we selected the trained MLP model for the subsequent real-world evaluation.

### 4.3 Real-World Validation

To validate the model’s predictions, we cross-referenced the results with external tools such as EtherScan and isthiscoinascam. The safety scores and ratings of scam-predicted and non-scam-predicted contract addresses were evaluated. Table 3 provides examples of scam-predicted contracts, while Table 4 summarizes non-scam-predicted contracts and their evaluations.

Table 3. Real-World Validation of Scam-Predicted Contracts

Contract Address	Name	Safety Score	Rating
0xe53ec727dbdeb9e2d5456c3be40cff031ab40a55	PeerMe SUPER	5%	D

Contract Address	Name	Safety Score	Rating
0x0e0989b1f9b8a38983c2ba8053269ca62ec9b195	Suterusu	6%	D
0x846c66cf71c43f80403b51fe3906b3599d63336f	PumaPay	5%	D

Table 4. Real-World Validation of Non-Scam-Predicted Contracts

Contract Address	Name	Safety Score	Rating
0xdAC17F958D2ee523a2206206994597C13D831ec7	Tether	60%	BB
0x1f9840a85d5af5bf1D1762F925BDADdC4201F984	Shiba Inu	72%	BBB
0x514910771AF9Ca656af840dff83E8264EcF986CA	ChainLink	84%	A

Beyond quantitative evaluations, our model produced insights that align with external real-world evidence. One particularly noteworthy finding involved the coin project Forsage, which our model flagged as a high-probability scam. According to a report by the U.S. Department of Justice [7], Forsage has been identified as a Ponzi scheme based on code analysis and supporting court documents. Interestingly, Forsage was not included in the dataset used for training or recorded in external tools like *isthiscoinascam*, highlighting the model’s ability to generalize and identify scams beyond known datasets.

#### 4.4 Parameter Visualization

We analyzed the weight parameters of the first linear layer from the optimal MLP model to visualize the contribution distribution of different topology feature dimensions. The results, shown in Figure 3, indicate that the features corresponding to the 6th, 7th, and 11th positions contribute the most to the first layer’s aggregation. These features represent inbound/outbound shortest path lengths and outbound connectivity, suggesting that connectivity-related topology information plays a critical role in detecting scams within the transaction network.

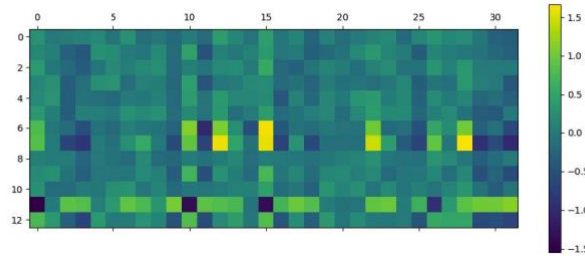


Figure 3: Parameter Contribution Visualization for MLP Model

#### 4.5 Future Directions

Despite the promising results of our proposed framework, several challenges may arise in real-world deployment, warranting further discussion and exploration of potential solutions.

- **Real-Time Data Processing:** Efficient real-time data processing is critical for practical application. Fetching blockchain data directly by setting up a fully operational Ethereum node can be resource-intensive and complex. A more practical solution involves integrating with platforms such as Google

BigQuery or Amazon Redshift, which maintain Ethereum transaction data as public datasets with near real-time updates. These platforms not only reduce computational overhead but also simplify data access, facilitating scalable and timely analyses.

- **Model Update and Scalability:** The dynamic nature of blockchain ecosystems necessitates frequent updates to detection models to maintain accuracy. Batch processing can be employed to retrain models periodically, leveraging updated transaction data. Additionally, incorporating external data sources, such as Etherscan's user-provided ratings, as training data could enhance model robustness and adaptability to emerging scam patterns. This strategy may mitigate the risk of obsolescence in evolving environments.
- **Cross-Chain Scam Detection:** Scams are not confined to a single blockchain; cross-chain activities, especially those involving bridges and wrapped tokens, represent a growing concern. Developing detection mechanisms that span multiple blockchains could significantly improve security across the ecosystem. Future research could focus on identifying patterns of suspicious activities involving centralized exchange-managed addresses and interactions across chains.

## 5 CONCLUSION

The rapid growth of Ethereum smart contracts has created opportunities for innovation while simultaneously increasing the risk of scams, undermining trust and financial security within the blockchain ecosystem. This study introduces a novel framework for scam detection leveraging graph representation learning. By modeling Ethereum transactions as graphs and employing advanced machine learning models, we demonstrated an effective and scalable solution for identifying fraudulent smart contracts. Our approach combines robust feature engineering with two learning architectures: Multi-Layer Perceptron (MLP) and Graph Convolutional Networks (GCN). Extensive experiments revealed that the MLP model outperformed GCN in terms of generalization, as the node features already encapsulate key topology information. Real-world evaluations using external tools further validated the model's effectiveness, with predicted scams aligning strongly with high-risk tokens. This study advances the state-of-the-art in Ethereum scam detection while also providing a foundation for broader applications in blockchain security.

## REFERENCES

- [1] Robert Norvill, Beltran Borja Fiz Pontiveros, Radu State, Irfan Awan, and Andrea Cullen. 2017. Automated Labeling of Unknown Contracts in Ethereum. In *2017 26th International Conference on Computer Communication and Networks (ICCCN)*, 1–6. DOI:<https://doi.org/10.1109/ICCCN.2017.8038513>
- [2] Weili Chen, Xiongfeng Guo, Zhiguang Chen, Zibin Zheng, and Yutong Lu. 2020. Phishing Scam Detection on Ethereum: Towards Financial Security for Blockchain Ecosystem. In *Proceedings of the Twenty-Ninth International Joint Conference on Artificial Intelligence, IJCAI 2020*, ijcai.org, 4506–4512. DOI:<https://doi.org/10.24963/IJCAI.2020/621>
- [3] Christof Ferreira Torres, Mathis Steichen, and Radu State. 2019. The Art of The Scam: Demystifying Honeypots in Ethereum Smart Contracts. In *28th USENIX Security Symposium, USENIX Security 2019*, Santa Clara, CA, USA, August 14-16, 2019, USENIX Association, 1591–1607. Retrieved from <https://www.usenix.org/conference/usenixsecurity19/presentation/ferreira>
- [4] Teng Hu, Xiaolei Liu, Ting Chen, Xiaosong Zhang, Xiaoming Huang, Weina Niu, Jiazhong Lu, Kun Zhou, and Yuan Liu. 2021. Transaction-based classification and detection approach for Ethereum smart contract. *Information Processing & Management* 58, 2 (2021), 102462.



DOI:<https://doi.org/https://doi.org/10.1016/j.ipm.2020.102462>

- [5] Bingyu Gao, Haoyu Wang, Pengcheng Xia, Siwei Wu, Yajin Zhou, Xiapu Luo, and Gareth Tyson. 2020. Tracking Counterfeit Cryptocurrency End-to-end. *Proc. ACM Meas. Anal. Comput. Syst.* 4, 3 (2020), 50:1-50:28. DOI:<https://doi.org/10.1145/3428335>
- [6] Pengcheng Xia, Haoyu Wang, Xiapu Luo, Lei Wu, Yajin Zhou, Guangdong Bai, Guoai Xu, Gang Huang, and Xuanzhe Liu. 2020. Don't Fish in Troubled Waters! Characterizing Coronavirus-themed Cryptocurrency Scams. In *APWG Symposium on Electronic Crime Research, eCrime 2020, Boston, MA, USA, November 16-19, 2020*, IEEE, 1-14. DOI:<https://doi.org/10.1109/ECRIME51433.2020.9493255>
- [7] United States Department of Justice. 2023. Forsage founders indicted in \$340M DeFi crypto scheme. Retrieved December 5, 2024, from <https://www.justice.gov/opa/pr/forsage-founders-indicted-340m-defi-crypto-scheme>.
- [8] Zihao Li, Dongqi Fu, and Jingrui He. 2023. *Everything Evolves in Personalized PageRank*. In *Proceedings of the ACM Web Conference 2023, WWW 2023, Austin, TX, USA, 30 April 2023 - 4 May 2023*, ACM, 3342-3352. DOI:<https://doi.org/10.1145/3543507.3583474>
- [9] Yikun Ban, Jiaru Zou, Zihao Li, Yunzhe Qi, Dongqi Fu, Jian Kang, Hanghang Tong, Jingrui He. 2023. PageRank Bandits for Link Prediction. In *Advances in Neural Information Processing Systems 37: Annual Conference on Neural Information Processing Systems 2024, NeurIPS 2024, Vancouver, Canada, December 10 - 15, 2024*.
- [10] Xinyi Liu, Ruijie Wang, Dachun Sun, Jinning Li, Christina Youn, You Lyu, Jianyuan Zhan, Dayou Wu, Xinhe Xu, Mingjun Liu, Xinshuo Lei, Zhihao Xu, Yutong Zhang, Zehao Li, Qikai Yang, and Tarek Abdelzaher. 2023. Influence Pathway Discovery on Social Media. In *2023 IEEE 9th International Conference on Collaboration and Internet Computing (CIC)*, 105-109. DOI:<https://doi.org/10.1109/CIC58953.2023.00023>
- [11] Tingyu Xie, Shuting Tao, Qi Li, Hongwei Wang, and Yihong Jin. 2022. A lattice LSTM-based framework for knowledge graph construction from power plants maintenance reports. *Service Oriented Computing and Applications* 16, 3 (2022), 167-177.
- [12] Zong Ke and Yuchen Yin. 2024. Tail Risk Alert Based on Conditional Autoregressive VaR by Regression Quantiles and Machine Learning Algorithms. Retrieved from <https://arxiv.org/abs/2412.06193>
- [13] Zhuohuan Hu, Fu Lei, Yuxin Fan, Zong Ke, Ge Shi, and Zichao Li. 2024. Research on Financial Multi-Asset Portfolio Risk Prediction Model Based on Convolutional Neural Networks and Image Processing. *arXiv preprint arXiv:2412.03618* (2024).
- [14] Yihong Jin, Guanshujie Fu, Liyang Qian, Hanwen Liu, and Hongwei Wang. 2021. Representation and Extraction of Diesel Engine Maintenance Knowledge Graph with Bidirectional Relations Based on BERT and the Bi-LSTM-CRF Model. In *2021 IEEE International Conference on e-Business Engineering (ICEBE)*, IEEE, 126-133.
- [15] Bingyang Wang, Ying Chen, and Zichao Li. 2024. A novel Bayesian Pay-As-You-Drive insurance model with risk prediction and causal mapping. *Decision Analytics Journal* 13, (2024), 100522.
- [16] Fang Liu, Shaobo Guo, Qianwen Xing, Xinye Sha, Ying Chen, Yuhui Jin, Qi Zheng, and Chang Yu. 2024. Application of an ANN and LSTM-Based Ensemble Model for Stock Market Prediction. In *2024 IEEE 7th International Conference on Information Systems and Computer Aided Education (ICISCAE)*, 390-395. DOI:<https://doi.org/10.1109/ICISCAE62304.2024.10761432>