

## Applications of machine learning in ion beam analysis of materials

Tiago F. Silva<sup>1</sup>

*Instituto de Física da Universidade de São Paulo*

*Rua do matão, trav. R 187, 05508-090 São Paulo, Brazil.*

(\*Electronic mail: tfsilva@if.usp.br)

(Dated: 18 December 2024)

Ion beam analysis (IBA) is a set of well-established analytical techniques that exploit interactions of swift ion beams (with kinetic energy typically in the order of hundreds of keV up to tens of MeV) with matter, in order to obtain elemental composition and depth profiles in the near-surface region of materials. Machine learning is one of the most important tools in the field of material science, where it can extract valuable insights, make data-driven decisions, and improve overall productivity, making it a vital tool in today's rapidly evolving science. In this paper, I summarize the current status of application of Machine Learning Algorithms (MLA) on IBA and demonstrate what kind of benefits we may have by embracing this technology.

## I. INTRODUCTION

Ion beam analysis (IBA) is a set of well-established analytical techniques that exploits interactions of swift ion beams (with kinetic energy typically in the order of hundreds of keV up to tens of MeV) with matter, in order to obtain elemental composition and depth profiles in the near-surface region of materials<sup>1</sup>. IBA has applications that spans from biology<sup>2</sup>, life-science<sup>3</sup>, sustainable energy<sup>4-6</sup>, forensics<sup>7</sup>, planetary geology<sup>8,9</sup>, micro and nanoelectronics<sup>10-12</sup>, among others.

Attractive features of IBA lies on its potential as a primary standard for thin films characterizations<sup>13</sup>, its traceability of uncertainties<sup>14-17</sup>, and the synergistic integration between the many signals to record, forming a consistent and accurate sample characterization<sup>18-21</sup>.

While the data processing workflow of IBA techniques is typically well-mature and based on simulation software with the most up-to-date physics models<sup>22-25</sup>, it does have limitations. Reliance on a reverse Monte-Carlo approach<sup>26</sup>, where the sample description is obtained from the search for the best possible agreement between the experimental and simulated spectrum, can lead to slow convergence due to the high computational costs of simulations, limiting the throughput of IBA techniques.

Parallel to that, we are surrounded by systems employing Machine Learning Algorithms (MLA) with various purposes, from tailored advertisements based on our experience on-line to massive information processing for complex text composition. The reason behind this explosive growth is that MLA systems can identify patterns, make accurate predictions, and automate repetitive tasks by making use of vast amounts of data. This technology enables processes to be optimized by simplifying workflows and reducing human error, ultimately enhancing efficiency. MLA can extract valuable insights, make data-driven decisions, and improve overall productivity, making it a vital tool in today's rapidly evolving science.

MLA plays a pivotal role in the advancement of scientific development in various disciplines. In material science, for example, MLA has been used to accelerate the discovery of new materials<sup>27,28</sup>. However, its uses in ion beam analysis still need improvement and, as described above, can profoundly change the way data is processed. One concept spread in the community is the multi-objective optimization applied in data fusion of different ion beam techniques<sup>18-21</sup>. Furthermore, some other works have been done in the past showing a great potential of MLA, but the algorithm applied is restricted to models of artificial neural networks to fit experimental spectrometry data<sup>29-31</sup>. Although the authors' work clearly demonstrated the potential to extend

applications of IBA methods<sup>32–34</sup>, the idea did not evolve too much for more than a decade afterward. Only recently, it came back with the boost in artificial intelligence and with a much more diverse application of algorithms.

For example, we apply different models in our lab to process our data qualitatively and quantitatively. We succeed in implementing unsupervised MLA for feature extraction in semi-automatic processing of wide-field PIXE mapping<sup>35</sup>, with the advantage of enabling disentanglement of pigment composition even in mixtures or layered structures. The algorithm extracts meaningful insights that are easily overlooked in conventional data processing.

Our last development focuses on increasing the interpretability of neural network predictions when analyzing experimental data<sup>36</sup>. With our method, we can figure out what regions in the spectra contribute the most to the results of the neural network. Methods like this are vital in a material analysis laboratory, mainly if some uncertainty traceability is requested.

In this paper, I summarize the current status of MLA application in IBA and demonstrate what kind of benefits we may have by embracing this technology. The aim of this publication is to serve as a concise guide to those interested in applying those models in their data processing workflow, or to those interested in taking the state-of-the-art even further.

## II. METHODS

### 1. *More about IBA*

The diversity of interaction processes between energetic ions and matter generate a series of signals that can be recorded simultaneously or separately using dedicated instrumentation, bringing different information about the sample. See the schematic of the interactions in Fig. 1.

The energy spectra of ions backscattered by the Coulomb nuclear potential form the basis of Rutherford Backscattering Spectrometry (RBS), which enables elemental depth profiling with nanometer-scale resolution through energy-loss calculations. When ions approach the nucleus closely enough to interact with the nuclear potential, resonant enhancements in the interaction cross-section for specific elements can occur, leading to Elastic Backscattering Spectrometry (EBS). EBS shares the depth-profiling capabilities of RBS but provides enhanced sensitivity to selected elements. At even higher ion energies, nuclear reactions may be induced, resulting in the emission of either an energetic photon (Particle-Induced Gamma-ray Emission, PIGE) or a

particle such as a proton or alpha particle (Nuclear Reaction Analysis, NRA). Additionally, when energetic ions interact with atoms in a sample, they can eject inner-shell electrons. As electrons from higher energy levels fill these vacancies, characteristic X-rays are emitted. The Particle-Induced X-ray Emission (PIXE) technique analyzes the energy and intensity of these X-rays to identify and quantify elements with high sensitivity and accuracy.

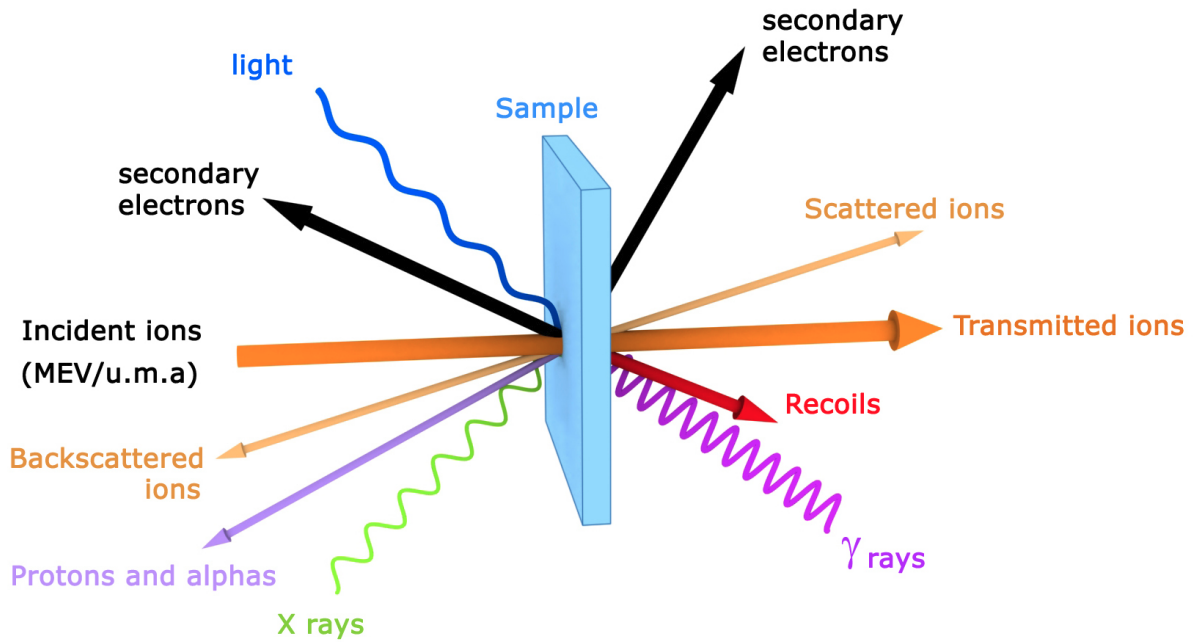


FIG. 1. Schematics of MeV-ion beam interaction with matter. Products of the interaction may be used for material characterization.

All this sort of techniques offer to IBA great sensitivity and flexibility for a efficient and robust material characterization, with features that matches most of the modern constraints for material analysis in diverse fields. Requiring a medium sized particle accelerator infrastructure, it requires great investments for installation of a dedicated center. However, given the scientific interest, many IBA centers are spread all over the world.

### A. Machine Learning and IBA

MLA has three main branches of algorithms: supervised learning, unsupervised learning, and reinforcement learning. Each branch presents features that enable for some particular tasks to be learned. A schematic of branches and functionalities is drawn in Fig. 2.

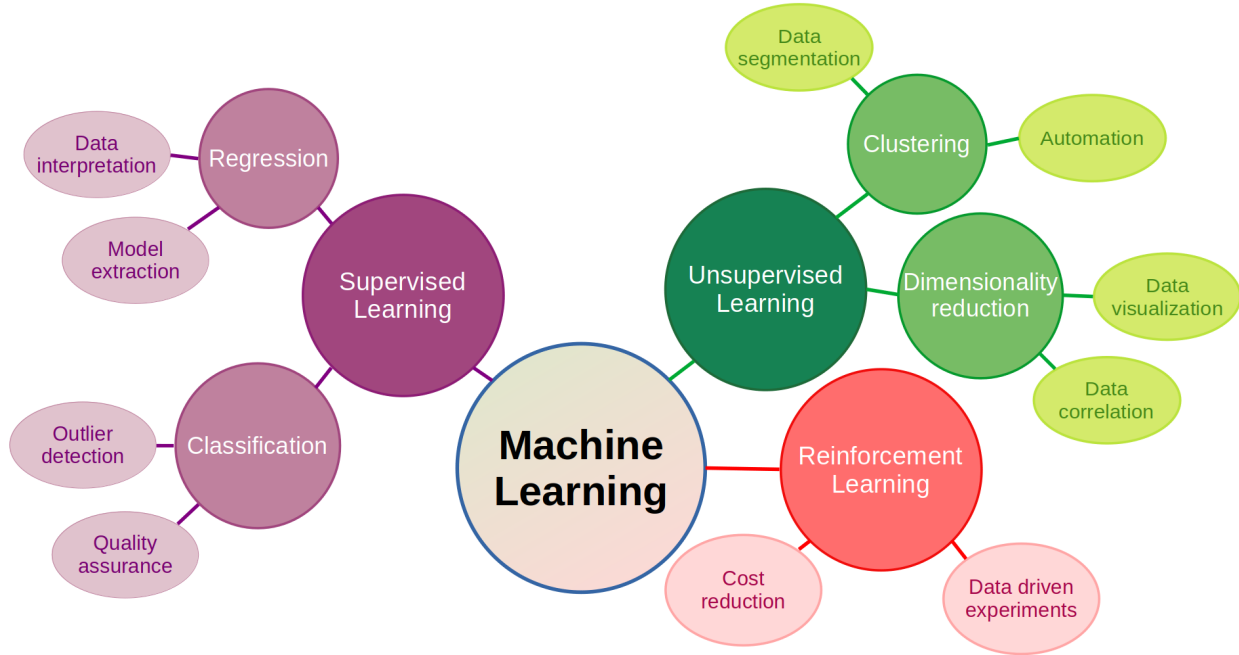


FIG. 2. Overview of machine learning algorithms.

Given the characteristics of each branch, we may generalize its role in data workflow. For example, supervised learning may be related to the prediction of sample characteristics based on spectra data. Unsupervised learning, on the other hand, may be related to the extraction of some feature on a bunch of data. Finally, reinforcement learning may find its role in real-time decisions in a new type of experiments, driven by the data while being recorded. This is schematically shown in Fig. 3. Of course, as with any generalization, this one may be subject to exceptions.

One proposal for adoption of MLA in data processing workflow consists in implementing layers of automated data processing working as a virtual assistant in the analysis<sup>37</sup>. This can enable that important insights are obtained from the data and the shortening the data processing time.

In the next sections, examples of MLA applied in the IBA field are discussed in terms of its strengths and potentialities.

### 1. *Supervised learning*

Supervised learning is a fundamental paradigm in machine learning where the algorithm learns how to make predictions or decisions based on labeled training data. In other words, the algorithm is trained with a data set that includes input features and their corresponding target outputs to learn a mapping that can accurately generalize from the training examples to make predictions about

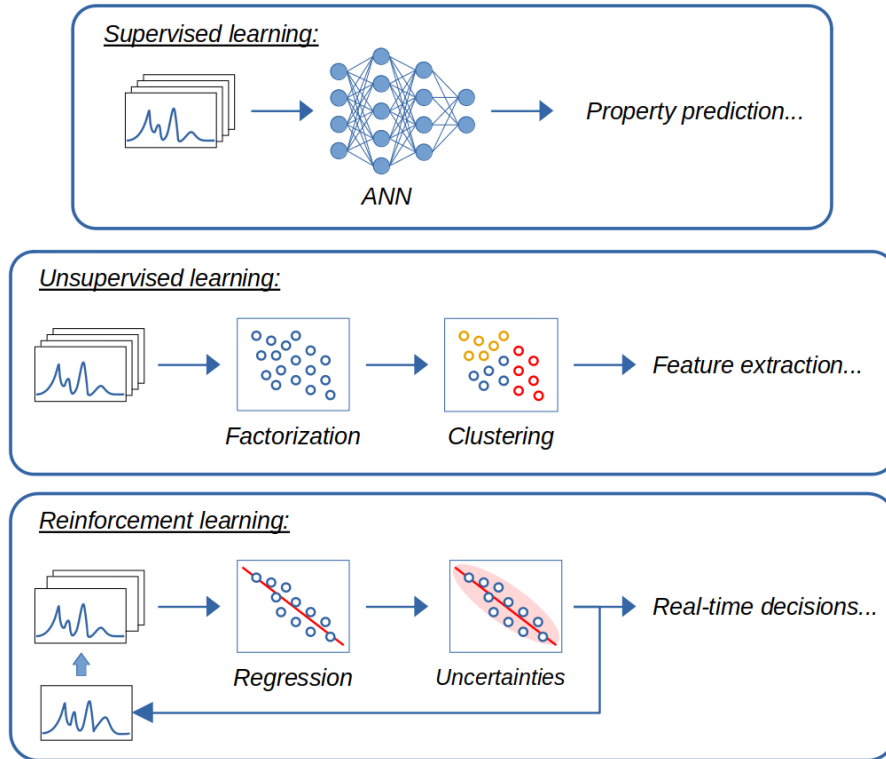


FIG. 3. Summary of potential applications of machine learning in IBA facilities.

the output of a new input data. The training procedure aims to minimize the discrepancy between the model predictions and the true target values, typically by adjusting its internal parameters through special techniques like back-propagation. This approach is widely used in tasks like image recognition, natural language processing, and predictive modeling, where the algorithm learns to identify patterns and relationships in the data to make informed decisions. The most notable example of supervised learning are the Artificial Neural Networks (ANN). They work as universal function approximators, and the architecture of the network offers plasticity and flexibility for a wide range of applications.

To process data from material characterization with ANN, there are two distinct methods to organize an effective training dataset. It may consist of many experimental data on actual reference samples; however, obtaining sufficient data to train a robust ANN using such an approach would require an exceedingly large number of measurements on samples with a wide variety of elements and compositions. Alternatively, one may rely on spectra simulation, which can then be augmented in a rapid and systematic fashion to account for possible artifacts (noise, pile-up, background, etc.). This approach is particularly suitable for IBA, where there is a great avail-

ability of excellent quality simulation codes for scattering techniques<sup>38</sup>. Simulation codes like SIMNRA<sup>22,39,40</sup> and NDF<sup>23,41,42</sup> are extensively compared against experimental data, and even with some differences in the methodologies, the agreement of the simulated spectra confirms the robustness of physical models and algorithms<sup>24</sup>. Self-consistent analysis<sup>18</sup> increases confidence in the quality of simulations even better, since the convergence of multiple techniques to a single sample description depends strongly on the accuracy of the models and fundamental data (such as cross-sections, screening, stopping powers, and straggling)<sup>19,43</sup>. More recently, simulation software included a virtual assistant to evaluate options and simulation parameters aiming at suggesting to the user possible improvements in the quality of analysis<sup>44</sup>. This is a unique scenario among the competing analytical techniques<sup>45</sup> that gives confidence in use of simulation data as training set. In this sense, producing a large enough dataset of input data and its corresponding output is a matter of computational time.

The application of ANNs in the interpretation of RBS spectra had its principle proved in the 2000s<sup>29-31</sup>, including evaluation of performance errors<sup>46</sup> and application on multiple spectra<sup>33</sup>. However, a thorough comparison of performance against conventional methods was done on a massive number of experimental data just recently<sup>47</sup>, and also recently the full exploitation of the synergy between different IBA techniques using MLA was demonstrated<sup>48</sup>. The main conclusion of these references is a clear advantage for the adoption of ANNs when the number of experimental data is massive<sup>34,49,50</sup>. Another observation is that the training datasets affects significantly the quality of the results: the ANN can be more general if labeled data are wide spread in the output space, while it can be more specific if this variation is limited to a certain interval. On the other side, the main pitfall of ANN based data analysis comes in extrapolation conditions, i.e., when the ANN is consulted on data that lies out of the training region. Even though the ANNs are very good in interpolations, extrapolated predictions tend to fail considerably. A solution for that is the adoption of committee machines, in which the responses of multiple ANNs with different architectures and trained with the same data set are combined. If the consensus is reached among the ANNs, the prediction stays within the training region, thus tend to be accurate. Otherwise, none of the trained ANNs can provide good results<sup>51</sup>.

A feature of IBA has recently been demonstrated as an important advantage compared to its main competitors is related to the limits of accuracy and the establishment of a complex traceability chain of the results<sup>14-17</sup>. The adoption of ANNs in the data processing workflow does not necessarily exclude this feature. Although ANNs are complex and pose a large number of param-

eters, protocols can be created to evaluate the uncertainties inserted by the algorithm<sup>36,46,47,52,53</sup>, and the interpretability of the results can be clearly demonstrated using techniques similar to Average Gradient Outer Products (AGOP)<sup>36</sup>. This is an important research topic in the implementation of intelligent data analysis in general but especially for traceable material analysis, and we have been working on this for the specific case of IBA data processing.

The main result of the adoption of ANN in spectral data processing is the fact that it outperforms the conventional data evaluation procedure in most cases in terms of delivery time or consistency. In the current status of implementation, it still lacks generality and fail in more complex samples. However, it becomes clear the extension of IBA applicability thanks to the speed up of the data processing<sup>49,50,53</sup>.

It should be mentioned that supervised learning is not exclusively applied to nuclear scattering techniques, nor ANNs are the only tools to map inputs to outputs. In recent work a set of techniques, including PIXE, EBS, PIGE, and RBS, have been jointly processed using Gradient Boosting<sup>54</sup> to analyze air pollution filters<sup>55</sup>. The methodology keeps similarities to what was described in the case of ANNs, by using simulation codes that generate the training dataset.

Other ANN architectures have been used to exploit better the potential as primary standards of the nuclear scattering techniques<sup>56</sup>. When performing accurate and traceable measurements, the estimation of uncertainties is of high importance. In this sense, some works have searched for alternatives to obtain such estimation from conventional fully connected multi-layer perceptron networks<sup>47,52</sup>. However, using Mixture Density Networks, the authors demonstrated the principle of modeling the depth profile with the associated uncertainties, embedding the task of data analysis and evaluation of statistical significance in the same model, all within a Bayesian perspective.

## ***2. Unsupervised learning***

Unsupervised learning is another branch of machine learning where algorithms are selected to filter, compress and cluster data without explicit supervision, meaning they work with unlabelled or partially labelled datasets. The primary objective of unsupervised learning is to discover underlying patterns, structures, or relationships within the data without any predefined target outcomes. It often involves statistics sound techniques to account for correlations and density estimation, with applications ranging from grouping similar data points to reducing the complexity of data for visualization or further analysis. Unsupervised learning is particularly valuable for tasks such as data



segmentation, anomaly detection, and exploration of data to reveal hidden correlations that may not be apparent through manual labeling or guidance. All these tasks are particularly interesting in material analysis when applied to experimental data in a large number of samples or images.

It is also common that, in a data process workflow, unsupervised learning is used to reduce data dimensionality prior some supervised learning algorithm. It is a response to two different issues: i) the unsupervised learning will filter out the random noise and group together correlated data; ii) by the data reduction the supervised learning models can be simplified (less hidden layers in a ANN, for example) avoiding the "curse of dimensionality". Here, an interesting feature of MLA is revealed: the algorithms can be applied systematically as in a layered stack, with the input of one algorithm being the output of the previous one. Therefore, a complex chain of algorithms can be arranged into an efficient data processing workflow.

Statistical inference and multivariate analysis are now considered topics in the unsupervised learning branch of MLA due to its ability to reveal hidden patterns in the data. In fact, multivariate analysis has been applied in IBA for a long time, principally in PIXE studies on large number of samples [TODO ref]. Presently, it has been used with a different focus assisting in the development of imaging capabilities of IBA. Either in micro- or macroscopic scales, IBA has been proved as an efficient tool producing hyper-spectral images of samples. Experimental setups with multiple detectors provide a multitechnique approach in a single irradiation, but PIXE seems to be the preferred technique in the mappings modality of IBA techniques. Initially, the adequacy of conventional data processing for images included increasing computational processing capabilities<sup>57,58</sup>. More recently, the data processing approach has included an additional layer in the workflow exploiting unsupervised algorithms to enable image segmentation<sup>35,59,60</sup>. A similar approach has been adopted using x-ray fluorescence by synchrotron radiation<sup>61</sup> and atomic force microscopy<sup>62</sup> data, showing a common interest with other communities of material characterization.

Here again MLA extends the applicability of IBA since the image segmentation enables similar pixels to be summed together by similarities (clustering), which brings two benefits: 1- a dramatic enhancement of the lower quantification limit in mapping modality (sensitivity); 2- provides better statistical representation of selected areas. By applying dimensionality reduction techniques such as nonnegative matrix factorization (NMF), correlations in signals of different elements can be exploited to extract the fluorescence spectra of compounds from raw data<sup>35,59</sup>. The compound information is hardly reachable by IBA techniques, and exploiting spatial correlation seems to be a possible way to obtain this information. Lastly, clustering pixels with similar compounds result

in an enhanced sensitivity compared to single pixel analysis.

Utilizing unsupervised algorithms as a preprocessing layer prior to the use of conventional tools for IBA spectral processing seems to be a promising way to save computational time and extend the image interpretability. In this approach the full physics simulation is done only to interpret a few spectra obtained as outcomes from the MLA, reducing significantly the necessity for large computational resources and at the same time processing data with much more statistical significance<sup>60</sup>. All this results in a gain in qualitative information and a reduced demand for computational power to obtain quantitative information.

### ***3. Reinforcement learning***

Reinforcement learning is a machine learning paradigm in which an agent interacts with an environment and learns to make sequential decisions to maximize a cumulative reward. Unlike supervised learning, it does not rely on explicit data labels but instead involves trial and error. The agent takes actions in the environment and receives feedback in the form of rewards or punishments, which it uses to refine its decision-making policy. The ultimate goal is to discover a policy that, over time, optimally balances exploration (trying new actions to learn) and exploitation (choosing known good actions) to achieve long-term goals. Reinforcement learning finds applications in diverse fields, such as robotics, autonomous systems, and game playing, where it enables agents to learn and adapt to complex, dynamic environments.

Bayesian optimization is a general methodology often utilized when each data point is expensive to acquire either in terms of computational time or experimental efforts. It has been proved efficient in IBA as a tool for experimental design<sup>21,63,64</sup> aiming extending applicability or optimizing information. Although in these references the targeted optimization is done offline, it can be implemented in an online protocol to guide the sequence of data acquisition in a multi step experiment, varying experimental conditions such as ion energy, scattering or incidence angle, or any other experimental setup parameter that may influence the analysis outcome (depth profiling resolution, sensitivity, etc.). The optimizations are usually obtained through the calculation of activation functions, that aim at maximizing the expected improvement with a new measurement<sup>21</sup> or minimizing the overall variance of the analysis outcomes.

The challenge in the implementation of reinforcement learning allied to experimental design is the computational costs involved in the calculation of some performance metrics in the frame-

work of information theory, such as the Kullback-Leibler divergence (information gain). This challenge comes from the fact that a large number of physical simulations are required. This can be accelerated by parallel computing, but still requires further developments.

### III. PERSPECTIVES AND FUTURE PATHWAYS

The field of MLA is rapidly evolving and presents changes and breakthroughs quite often. Generative models are currently in fashion, presenting surprisingly good results in image, video and audio generation. In IBA, we can take advantage of this technology to solve complex and computationally demanding problems. One example is the analysis of laterally inhomogeneous samples, that demands specific simulation codes that are highly complex and presents time consuming calculations<sup>39,65–67</sup>. Implementing conventional optimization algorithms is feasible; however, the computational time for convergence is prohibitive. A generative model that can learn patterns from simulations can replace the software and speed up calculations. A similar approach can benefit the adoption of reinforcement learning to optimize experiments.

The traceability of the uncertainty budget is also an open problem if one consider the complex simulations performed. The uncertainty of the fundamental databases cannot be easily propagated, and difficulties are also present when considering geometrical uncertainties. Thus, taking the work done with other techniques that presents similar difficulties, machine learning algorithms may be used to tackle this problem<sup>68</sup>.

Another example is the large language models, with many commercially available options. This technology can massively process countless amounts of research articles and present correlations, trends and pointing to solutions to many open questions. Similar initiatives are already emerging in material science that present excellent results<sup>69</sup>.

Looking into a more fundamental perspective, there is also the Physical-Instructed Neural Networks (PINNs). In this case, one may use physical models and boundary conditions to write a customized loss functions or constraints to ANNs optimization, making the necessity of training dataset optional. In this case, the ANN can solve complex physical problems based on basic physics principles. This can be particularly useful, for example, in the development of stopping power models of ions in matter. Some initiatives to improve stopping power data tables using machine learning algorithms are based solely on training models with experimental data<sup>70–72</sup>. However, these approaches face complex challenges in data cleansing and a lack of physical con-

straints. The first challenge is related to problems associated with an experimental measurement data set, including systematic errors, poor uncertainty estimation, and difficulties associated with the selection of which data to trust and what data should be discarded. And the second challenge is related to restricting model predictions into physics theories constrained boundaries, thus avoiding ambiguities and discontinuities, and in last instance, dealing with overfitting. Although a complete theory is not available at the moment that is capable of accurately dealing with different regimes of energy-loss processes, imposing these constraints in the models seems difficult. However, some new theoretical approaches seems promising in that sense<sup>73</sup>.

#### **IV. DISCUSSION AND CONCLUSIONS**

In the previous sections, we have seen how the three branches of MLA can be incorporated into scientific work in the IBA field, potentially facilitating advancements.

A favorable environment for the adoption of MLA is formed by the excellent availability of simulation software (forward models) together with a good understanding of the physical processes involved. This fact facilitates the production of training datasets and enables the use of large ML models. On the other hand, there is a necessity for efficient data workflow by the use of multiple detectors and the mapping modality of IBA that produces a large amount of experimental data to process and interpret.

Even in this favorable scenario with important demands for developments, the adoption of MLA is still limited in IBA. One possible reason may be the lack of standardized tools with a convenient user interface to facilitate access to all users. We have saw similar situation in the past with the spread of IBA analysis with the advent of more friendly simulation software. Currently, what is demonstrated in the literature about the potential use of MLA in IBA is still done in low level of coding, restricting the access to skilled programmers. We can also include the lack of standardization of data format files as a reason for not spreading of MLA since it could enable data and trained models exchange. As a result, tools developed are still restricted to the research group that developed it.

It is clear now that conventional approaches and protocols causes delays in the IBA throughput and delivery of analysis, imposing an important drawback to the IBA in front of its competitors. At the same time, the incorporation of MLA to speed up the analysis workflow must be accompanied by development of certifications tools, uncertainty analysis and traceability, in order to keep IBA

competitive without losing its reliability.

There is still room for improvement, either as innovative applications, enhancing workflows or obtaining new insights. The reinforcement learning can be an important component in next-generation experimental setups resulting in improved reliability and extending applicability.

Physics informed models are still under development, but already promises an efficient method to obtain insights from complex physical phenomena, providing theory consistent conditions to MLA.

## ACKNOWLEDGMENTS

The author thank the financial support of CNPq-INCT-FNA (project number 464898/2014-5), CNPq (project number 406982/2021-0) and FAPESP (project number 2022/03043-1).

## DATA AVAILABILITY STATEMENT

Data sharing is not applicable to this article as no new data were created or analyzed in this study.

## AUTHOR DECLARATIONS

The authors have no conflicts to disclose.

## REFERENCES

- <sup>1</sup>C. Jeynes, R. P. Webb, and A. Lohstroh, *Reviews of Accelerator Science and Technology* **04**, 41 (2011).
- <sup>2</sup>G. W. Grime, O. B. Zeldin, M. E. Snell, E. D. Lowe, J. F. Hunt, G. T. Montelione, L. Tong, E. H. Snell, and E. F. Garman, *Journal of the American Chemical Society* **142**, 185 (2020).
- <sup>3</sup>H. J. Whitlow, A. Kuznetsov, A. Azarov, G. Nagy, R. J. Frost, N. Henderson, R. Greco, N. Deoli, K. M. Smith, W. Sudprasert, S. Amphalop, W. Insuan, S. Wichianchot, M.-Q. Ren, T. Osipowicz, C. G. Ryan, and F. Villinger, *Nuclear Instruments and Methods in Physics Research Section B: Beam Interactions with Materials and Atoms* **554**, 165411 (2024).

- <sup>4</sup>M. Mayer, S. Möller, M. Rubel, A. Widdowson, S. Charisopoulos, T. Ahlgren, E. Alves, G. Apostolopoulos, N. P. Barradas, S. Donnelly, S. Fazinić, K. Heinola, O. Kakuee, H. Khodja, A. Kimura, A. Lagoyannis, M. Li, S. Markelj, M. Mudrinic, P. Petersson, I. Portnykh, D. Primetzhofer, P. Reichart, D. Ridikas, T. Silva, S. M. G. d. Vicente, and Y. Q. Wang, *Nuclear Fusion* **60**, 025001 (2019), publisher: IOP Publishing.
- <sup>5</sup>M. Rubel, P. Petersson, E. Alves, S. Brezinsek, J. P. Coad, K. Heinola, M. Mayer, and A. Widdowson, *Nuclear Instruments and Methods in Physics Research Section B: Beam Interactions with Materials and Atoms* **371**, 4 (2016).
- <sup>6</sup>K. Komander, P. Malinovskis, G. K. Pálsson, M. Wolff, and D. Primetzhofer, *International Journal of Hydrogen Energy* **57**, 583 (2024).
- <sup>7</sup>A. Simon, N. P. Barradas, C. Jeynes, and F. Romolo, *Forensic Science International* **358**, 111767 (2024).
- <sup>8</sup>J. Campbell, D. Thomson, E. Flannigan, N. Holmes, D. Tesselaar, and S. VanBommel, *Nuclear Instruments and Methods in Physics Research Section B: Beam Interactions with Materials and Atoms* **447**, 22 (2019).
- <sup>9</sup>L. N. Sargent, E. L. Flannigan, and J. L. Campbell, *Nuclear Instruments and Methods in Physics Research Section B: Beam Interactions with Materials and Atoms* **490**, 61 (2021).
- <sup>10</sup>G. Laricchiuta, W. Vandervorst, I. Vickridge, M. Mayer, and J. Meersschant, *Journal of Vacuum Science & Technology A: Vacuum, Surfaces, and Films* **37**, 020601 (2019).
- <sup>11</sup>N. Claessens, P. Couture, J. England, R. Vos, T. Hantschel, W. Vandervorst, A. Vantomme, and J. Meersschant, *Surfaces and Interfaces* **32**, 102101 (2022).
- <sup>12</sup>N. Claessens, A. Delabie, A. Vantomme, W. Vandervorst, and J. Meersschant, *Nuclear Instruments and Methods in Physics Research Section B: Beam Interactions with Materials and Atoms* **540**, 174 (2023).
- <sup>13</sup>C. Jeynes, *Nuclear Instruments and Methods in Physics Research Section B: Beam Interactions with Materials and Atoms* **406**, 30 (2017).
- <sup>14</sup>C. Jeynes, N. Peng, N. Barradas, and R. Gwilliam, *Nuclear Instruments and Methods in Physics Research Section B: Beam Interactions with Materials and Atoms* **249**, 482 (2006).
- <sup>15</sup>C. Jeynes, N. P. Barradas, and E. Szilágyi, *Analytical Chemistry* **84**, 6061 (2012).
- <sup>16</sup>J. L. Colaux and C. Jeynes, *Anal. Methods* **6**, 120 (2014).
- <sup>17</sup>D. J. Cureatz, M. Kavčič, M. Petric, K. Isaković, I. B. Mihalić, M. R. Ramos, S. Fazinić, and J. L. Campbell, *Spectrochimica Acta Part B: Atomic Spectroscopy* **194**, 106483 (2022).

- <sup>18</sup>C. Jeynes, M. Bailey, N. Bright, M. Christopher, G. Grime, B. Jones, V. Palitsin, and R. Webb, Nuclear Instruments and Methods in Physics Research Section B: Beam Interactions with Materials and Atoms **271**, 107 (2012).
- <sup>19</sup>C. Jeynes, V. V. Palitsin, M. Kokkoris, A. Hamilton, and G. W. Grime, Nuclear Instruments and Methods in Physics Research Section B: Beam Interactions with Materials and Atoms **465**, 85 (2020).
- <sup>20</sup>T. Silva, C. Rodrigues, N. Added, M. Rizzutto, M. Tabacniks, T. Höschen, U. von Toussaint, and M. Mayer, Nuclear Instruments and Methods in Physics Research Section B: Beam Interactions with Materials and Atoms **506**, 32 (2021).
- <sup>21</sup>T. F. Silva, C. L. Rodrigues, M. H. Tabacniks, U. von Toussaint, and M. Mayer, Nuclear Instruments and Methods in Physics Research Section B: Beam Interactions with Materials and Atoms **533**, 9 (2022).
- <sup>22</sup>M. Mayer, Nuclear Instruments and Methods in Physics Research Section B: Beam Interactions with Materials and Atoms **332**, 176 (2014).
- <sup>23</sup>N. Barradas and C. Jeynes, Nuclear Instruments and Methods in Physics Research Section B: Beam Interactions with Materials and Atoms **266**, 1875 (2008).
- <sup>24</sup>E. Rauhala, N. Barradas, S. Fazinic, M. Mayer, E. Szilágyi, and M. Thompson, Nuclear Instruments and Methods in Physics Research Section B: Beam Interactions with Materials and Atoms **244**, 436 (2006).
- <sup>25</sup>J. Campbell, D. Cureatz, E. Flannigan, C. Heirwegh, J. Maxwell, J. Russell, and S. Taylor, Nuclear Instruments and Methods in Physics Research Section B: Beam Interactions with Materials and Atoms **499**, 77 (2021).
- <sup>26</sup>R. L. McGreevy and L. Pusztai, Molecular Simulation **1**, 359 (1988).
- <sup>27</sup>E. O. Pyzer-Knapp, J. W. Pitera, P. W. J. Staar, S. Takeda, T. Laino, D. P. Sanders, J. Sexton, J. R. Smith, and A. Curioni, npj Computational Materials **8**, 1 (2022), number: 1 Publisher: Nature Publishing Group.
- <sup>28</sup>N. J. Szymanski, B. Rendy, Y. Fei, R. E. Kumar, T. He, D. Milsted, M. J. McDermott, M. Gallant, E. D. Cubuk, A. Merchant, H. Kim, A. Jain, C. J. Bartel, K. Persson, Y. Zeng, and G. Ceder, Nature , 1 (2023), publisher: Nature Publishing Group.
- <sup>29</sup>N. P. Barradas and A. Vieira, Physical Review E **62**, 5818 (2000).
- <sup>30</sup>A. Vieira and N. Barradas, Nuclear Instruments and Methods in Physics Research Section B: Beam Interactions with Materials and Atoms **170**, 235 (2000).

- <sup>31</sup>N. P. Barradas, A. Vieira, and R. Patrício, *Physical Review E* **65**, 066703 (2002).
- <sup>32</sup>H. Pinho, A. Vieira, N. Nené, and N. Barradas, *Nuclear Instruments and Methods in Physics Research Section B: Beam Interactions with Materials and Atoms* **228**, 383 (2005).
- <sup>33</sup>N. Nené, A. Vieira, and N. Barradas, *Nuclear Instruments and Methods in Physics Research Section B: Beam Interactions with Materials and Atoms* **246**, 471 (2006).
- <sup>34</sup>J. Demeulemeester, D. Smeets, N. P. Barradas, A. Vieira, C. M. Comrie, K. Temst, and A. Vantomme, *Nuclear Instruments and Methods in Physics Research Section B: Beam Interactions with Materials and Atoms* **268**, 1676 (2010).
- <sup>35</sup>T. F. Silva, G. F. Trindade, and M. A. Rizzutto, *X-Ray Spectrometry* **47**, 372 (2018).
- <sup>36</sup>V. G. Oliveira and T. F. Silva, *Journal of Physics: Conference Series* **2340**, 012003 (2022).
- <sup>37</sup>T. F. Silva, C. L. Rodrigues, M. H. Tabacniks, H. D. C. Pereira, T. B. Saramela, and R. O. Guimarães, *Nuclear Instruments and Methods in Physics Research Section B: Beam Interactions with Materials and Atoms* **478**, 111 (2020).
- <sup>38</sup>M. Mayer, W. Eckstein, H. Langhuth, F. Schiettekatte, and U. von Toussaint, *Nuclear Instruments and Methods in Physics Research Section B: Beam Interactions with Materials and Atoms* **269**, 3006 (2011).
- <sup>39</sup>M. Mayer and T. Silva, *Nuclear Instruments and Methods in Physics Research Section B: Beam Interactions with Materials and Atoms* **406**, 75 (2017).
- <sup>40</sup>M. Mayer, K. Arstila, K. Nordlund, E. Edelmann, and J. Keinonen, *Nuclear Instruments and Methods in Physics Research Section B: Beam Interactions with Materials and Atoms* **249**, 823 (2006).
- <sup>41</sup>N. P. Barradas, P. K. Marriott, C. Jeynes, and R. P. Webb, *Nuclear Instruments and Methods in Physics Research Section B: Beam Interactions with Materials and Atoms Ion Beam Analysis*, **136-138**, 1157 (1998).
- <sup>42</sup>N. P. Barradas, *Surface and Interface Analysis* **35**, 760 (2003).
- <sup>43</sup>N. Barradas, C. Jeynes, R. Webb, U. Kreissig, and R. Grötzschel, *Nuclear Instruments and Methods in Physics Research Section B: Beam Interactions with Materials and Atoms* **149**, 233 (1999).
- <sup>44</sup>M. Mayer, *Journal of Physics: Conference Series* **2326**, 012007 (2022).
- <sup>45</sup>K. J. Robinson and H. Thissen, *Journal of Vacuum Science & Technology A* **42**, 040801 (2024).
- <sup>46</sup>A. Vieira, N. P. Barradas, and C. Jeynes, *Surface and Interface Analysis* **31**, 35 (2001).



- <sup>47</sup>R. d. S. Guimarães, T. F. Silva, C. L. Rodrigues, M. H. Tabacniks, S. Bach, V. V. Burwitz, P. Hiret, and M. Mayer, *Nuclear Instruments and Methods in Physics Research Section B: Beam Interactions with Materials and Atoms* **493**, 28 (2021).
- <sup>48</sup>D. Solis-Lerma and H. Khodja, *Journal of Physics: Conference Series* **2326**, 012006 (2022).
- <sup>49</sup>M. Mayer, M. Balden, S. Brezinsek, V. V. Burwitz, C. P. Dhard, A. Dudek, G. Ehrke, Y. Gao, H. Greuner, R. Guimarães, P. Hiret, S. Klose, R. König, M. Krause, R. Laube, M. Laux, D. Naujoks, R. Neu, J. Oelmann, C. Ruset, T. S. Silva, R. Yi, D. Zhao, and W7-X Team, *Physica Scripta* **T171**, 014035 (2020).
- <sup>50</sup>M. Mayer, M. Balden, S. Brezinsek, V. Burwitz, C. Cupak, C. Dhard, S. Elgeti, M. G. Corominas, P. Hiret, M. Kandler, D. Naujoks, J.-H. Schmidt-Dencker, C. Ruset, T. Saramela, and T. Silva, *Nuclear Fusion* **62**, 126049 (2022).
- <sup>51</sup>T. G. Dietterich, in *Multiple Classifier Systems* (Springer Berlin Heidelberg, Berlin, Heidelberg, 2000) pp. 1–15.
- <sup>52</sup>G. Magchiels, C. Mtshali, L. Kotsedi, I. Segola, and A. Vantomme, *Nuclear Instruments and Methods in Physics Research Section B: Beam Interactions with Materials and Atoms* **551**, 165354 (2024).
- <sup>53</sup>G. Magchiels, N. Claessens, J. Meersschaut, and A. Vantomme, *Scientific Reports* **14**, 8186 (2024), publisher: Nature Publishing Group.
- <sup>54</sup>T. Chen and C. Guestrin, in *Proceedings of the 22nd ACM SIGKDD International Conference on Knowledge Discovery and Data Mining, KDD '16* (Association for Computing Machinery, New York, NY, USA, 2016) p. 785–794.
- <sup>55</sup>D. D. Cohen and J. Crawford, *Nuclear Instruments and Methods in Physics Research Section B: Beam Interactions with Materials and Atoms* **546**, 165169 (2024).
- <sup>56</sup>K. F. Muzakka, S. Möller, S. Kesselheim, J. Ebert, A. Bazarova, H. Hoffmann, S. Starke, and M. Finsterbusch, *Scientific Reports* **14**, 16983 (2024).
- <sup>57</sup>L. Pichon, L. Beck, P. Walter, B. Moignard, and T. Guillou, *Nuclear Instruments and Methods in Physics Research Section B: Beam Interactions with Materials and Atoms* **268**, 2028 (2010), 19th International Conference on Ion Beam Analysis.
- <sup>58</sup>L. Pichon, T. Calligaro, Q. Lemasson, B. Moignard, and C. Pacheco, *Nuclear Instruments and Methods in Physics Research Section B: Beam Interactions with Materials and Atoms* **363**, 48 (2015), 14th International Conference on Particle Induced X-ray Emission.

- <sup>59</sup>I. B. Mihalić, S. Fazinić, M. Barac, A. G. Karydas, A. Migliori, D. Doračić, V. Desnica, D. Mudronja, and D. Krstić, *Journal of Analytical Atomic Spectrometry* **36**, 654 (2021).
- <sup>60</sup>A. Tazzioli, Q. Lemasson, A. Girard, L. Pichon, B. Moignard, and C. Pacheco, *Nuclear Instruments and Methods in Physics Research Section B: Beam Interactions with Materials and Atoms* **555**, 165469 (2024).
- <sup>61</sup>N. De La Rosa, N. Peruzzi, T. Dreier, M. Truong, U. Johansson, S. Kalbfleisch, I. Gonçalves, and M. Bech, *Advanced Intelligent Systems* , 2400052 (2024).
- <sup>62</sup>M. A. Rahman Laskar and U. Celano, *APL Machine Learning* **1**, 041501 (2023).
- <sup>63</sup>U. von Toussaint, T. Schwarz-Selinger, M. Mayer, and S. Gori, *Nuclear Instruments and Methods in Physics Research Section B: Beam Interactions with Materials and Atoms* **268**, 2115 (2010).
- <sup>64</sup>K. Schmid and U. von Toussaint, *Nuclear Instruments and Methods in Physics Research Section B: Beam Interactions with Materials and Atoms* **281**, 64 (2012).
- <sup>65</sup>M. Mayer, *Nuclear Instruments and Methods in Physics Research Section B: Beam Interactions with Materials and Atoms* **371**, 90 (2016).
- <sup>66</sup>M. Mayer, P. Malinský, F. Schiettekatte, and Z. Zolnai, *Nuclear Instruments and Methods in Physics Research Section B: Beam Interactions with Materials and Atoms* **385**, 65 (2016).
- <sup>67</sup>N. Claessens, Z. Z. Khan, N. R. Haghighi, A. Delabie, A. Vantomme, W. Vandervorst, and J. Meersschant, *Scientific Reports* **12**, 17770 (2022), publisher: Nature Publishing Group.
- <sup>68</sup>H. Yang, Z. Wu, K. Zhang, D. Wang, and H. Yu, *Journal of Applied Physics* **136**, 143101 (2024).
- <sup>69</sup>D. A. Boiko, R. MacKnight, B. Kline, and G. Gomes, *Nature* **624**, 570 (2023), number: 7992 Publisher: Nature Publishing Group.
- <sup>70</sup>W. A. Parfitt and R. B. Jackman, *Nuclear Instruments and Methods in Physics Research Section B: Beam Interactions with Materials and Atoms* **478**, 21 (2020).
- <sup>71</sup>F. Bivort Haiek, A. M. P. Mendez, C. C. Montanari, and D. M. Mitnik, *Journal of Applied Physics* **132**, 245103 (2022).
- <sup>72</sup>F. Akbari, S. Taghizadeh, D. Shvydka, N. N. Sperling, and E. I. Parsai, *Nuclear Instruments and Methods in Physics Research Section B: Beam Interactions with Materials and Atoms* **538**, 8 (2023).
- <sup>73</sup>F. Matias, T. F. Silva, N. E. Koval, J. J. N. Pereira, P. C. G. Antunes, P. T. D. Siqueira, M. H. Tabacniks, H. Yoriyaz, J. M. B. Shorto, and P. L. Grande, *Scientific Reports* **14**, 9868 (2024).

- <sup>74</sup>I. A. E. Agency, *Artificial Intelligence for Accelerating Nuclear Applications, Science and Technology*, Text (International Atomic Energy Agency, 2022) iSBN: 9789201315229 Publication Title: Artificial Intelligence for Accelerating Nuclear Applications, Science and Technology.
- <sup>75</sup>T. F. Silva, C. L. Rodrigues, N. Added, M. A. Rizzutto, M. H. Tabacniks, A. Mangiarotti, J. F. Curado, F. R. Aguirre, N. F. Agüero, P. R. P. Allegro, P. H. O. V. Campos, J. M. Restrepo, G. F. Trindade, M. R. Antonio, R. F. Assis, and A. R. Leite, *Nuclear Instruments and Methods in Physics Research Section B: Beam Interactions with Materials and Atoms* **422**, 68 (2018).
- <sup>76</sup>T. F. Silva, C. L. Rodrigues, M. Mayer, M. V. Moro, G. F. Trindade, F. R. Aguirre, N. Added, M. A. Rizzutto, and M. H. Tabacniks, *Nuclear Instruments and Methods in Physics Research Section B: Beam Interactions with Materials and Atoms The 22nd International Conference on Ion Beam Analysis (IBA 2015)*, **371**, 86 (2016).