

# Efficient Whisper on Streaming Speech

Rongxiang Wang  
University of Virginia  
waq9hw@virginia.edu

Zhiming Xu  
Independent researcher  
zhimng.xu@gmail.com

Felix Xiaozhu Lin  
University of Virginia  
felixlin@virginia.edu

## ABSTRACT

Speech foundation models, exemplified by OpenAI’s Whisper, have emerged as leaders in speech understanding thanks to their exceptional accuracy and adaptability. However, their usage largely focuses on processing pre-recorded audio, with the efficient handling of streaming speech still in its infancy. Several core challenges underlie this limitation: (1) These models are trained for long, fixed-length audio inputs (typically 30 seconds). (2) Encoding such inputs involves processing up to 1,500 tokens through numerous transformer layers. (3) Generating outputs requires an irregular and computationally heavy beam search.

Consequently, streaming speech processing on edge devices with constrained resources is more demanding than many other AI tasks, including text generation.

To address these challenges, we introduce Whisper-T, an innovative framework combining both model and system-level optimizations:

(1) Hush words, short learnable audio segments appended to inputs, prevent over-processing and reduce hallucinations in the model. (2) Beam pruning aligns streaming audio buffers over time, leveraging intermediate decoding results to significantly speed up the process. (3) CPU/GPU pipelining dynamically distributes resources between encoding and decoding stages, optimizing performance by adapting to variations in audio input, model characteristics, and hardware.

We evaluate Whisper-T on ARM-based platforms with 4–12 CPU cores and 10–30 GPU cores, demonstrating latency reductions of  $1.6\times$ – $4.7\times$ , achieving per-word delays as low as 0.5 seconds with minimal accuracy loss. Additionally, on a MacBook Air, Whisper-T maintains approximately 1-second latency per word while consuming just 7 Watts of total system power.

## 1 INTRODUCTION

**Streaming speech processing (SSP)** This paper addresses automatic speech recognition on streaming inputs: as users speak, a computer system continuously transcribes the speech into uttered words in real-time [23, 30, 36]. Such a task, known as streaming speech processing (SSP), is at the core

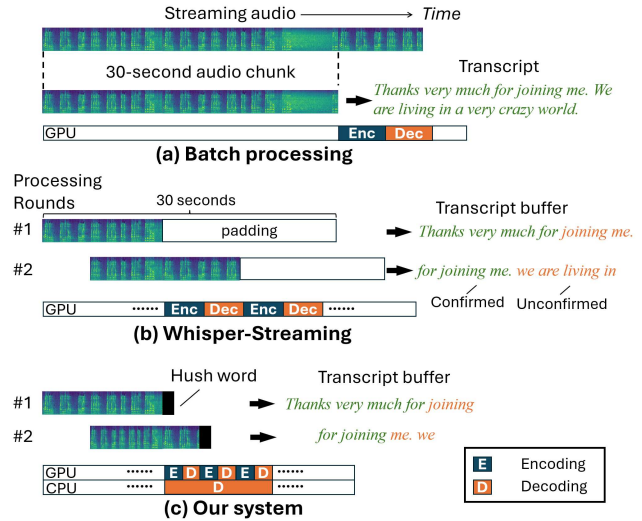


Figure 1: A comparison of approaches [35, 48] for running a speech foundation model over streaming input

of various applications including transcribing daily conversations [70], live-stream transcriptions [53], online meetings [64], medical documentation [9], and note-taking [57]. Running on personal devices, SSP provides low latency, privacy, and cost benefits compared to cloud-based solutions [2].

### 1.1 Why SSP is challenging

Speech understanding has been revolutionized by foundation models. Notably, OpenAI publishes Whisper [48], a family of encoder-decoder *transformer* models. Unlike traditional speech models such as *transducer-based* models [20, 63, 73], the foundation models are pre-trained on a much larger dataset (680K hours of audio data), directly map audio to text, and generalize better on unseen speech inputs.

Although speech foundation models already sparkle extensive research on accuracy and efficient execution, little has been done on executing them efficiently on streaming inputs, for reasons below:

First, foundation models are ingrained to handle fixed-length inputs. For example, Whisper requires any input shorter than 30 seconds to be padded to 30 seconds before being fed to the model. Otherwise, the model’s output may include hallucination (see Section 2). This behavior is likely a deliberate decision to enable efficient pretraining on many

GPUs, scaling up to colossal data (680K hours of audio for Whisper). A ramification, however, is that even encoding a short input, e.g., of 1 second, would require the same amount of computation as encoding a 30-second input.

Second, the model must encode a long context for each utterance: a 30-second voice input is discretized into 1500 tokens, which then pass through tens of transformer blocks. This is shown in Figure 1 (a). For example, Whisper (medium, with 12 encoder layers) would require similar GFLOPS as a middle-sized GPT-2 model [49] processing a long text input with over 1000 words. Such a huge cost is unprecedented in GenAI on consumer/mobile devices.

Third, expensive, irregular decoding due to beam search algorithm [22]. To overcome audio noises, the decoding process maintains multiple (often 5) auto-regressive decoding paths, each updating a tentative output sequence, called a hypothesis. A significant fraction of the beam search – token scoring, ranking, and hypothesis pruning, has irregular parallelism; they are *unamenable* to GPU execution. This is more complex than LLM generation which often uses a single path decoding.

**Existing approaches to SSP** Existing approaches to SSP follow a common paradigm: evaluating a foundation model repeatedly on audio inputs as they arrive. Whisper.cpp [19], an efficiency-oriented implementation of Whisper, supports a simplistic streaming mode that processes audio in small, disjoint segments (each padded to 30 seconds). It is unsuitable for deployment due to significant word errors. Recent research, Whisper-Streaming [35], processes incoming audio in *sliding windows*, where each window comprises audio samples padded to the model’s fixed input length. The execution pipeline only materializes the output tokens after they are confirmed by the model’s Local-Agreement2 mechanism [34], resulting in fewer word errors than the naive streaming mode. In exchange, the execution now demands much higher GFLOPS. As shown in Figure 1 (b), the same audio samples are included in multiple consecutive windows, repeatedly participating in encoding and decoding computations. However, eliminating such redundancy is non-trivial: one cannot simply compose earlier processing results to get a later window’s results, due to complex challenges, which will be detailed in section 2 and section 4.

## 1.2 Our key ideas

This paper focuses on accelerating SSP, making it suitable for resource-constrained devices. We achieve this through a combination of model optimization and execution optimization: the former reduces the total GFLOPS required by the model, whereas the latter maps the resultant model inference stages to modern hardware for execution.

Our first idea is to eschew the input padding by appending a short audio segment (dubbed “hush word”) to the actual audio input. The idea originates in security research [13, 50, 52], which injects a short input audio segment and hence prevents it from producing any token (i.e., “mute” the model). We give this approach a novel, positive spin: instead of adversarial model manipulation, we gracefully stop the model from producing more tokens (i.e. “hush” it) and generate *proper* outputs; unlike the attacks which *prepend* the audio segment to the input, we address challenges and demonstrate that the hush word can be *appended* to an input without causing model hallucinations. We show that such a hush word can be as short as 0.5 second (equivalent to only 25 audio tokens), which then requires much lower GFLOPS than padding of tens of seconds. We further show that hush words cannot be trivially constructed (e.g., as white noise) but instead must be trained alongside the model.

Our second idea is to accelerate beam search by reusing the results of previous decoding rounds as references. While this shares the spirit of speculative execution for LLMs and speech [17, 33, 61, 67, 69, 72], SSP poses new challenges: (1) the input audio buffer, a sliding window over the streaming audio, has its start/end periodically advanced (at an uneven pace) across consecutive processing rounds, resulting in *misaligned* output sequences across rounds that cannot be trivially reused. (2) such misalignment further causes *timestamp tokens* to drift across rounds; this would disrupt the speculative algorithms. (3) special tokens (such as [\_BEG\_]) and punctuation further make existing speculative algorithms brittle. In response, our beam pruning builds atop autoregressive, speculative decoding and further incorporates novel designs: a search-based reference alignment between earlier decoding results and the current sequence; a selective token matching method to reduce the beam size; and a fallback mechanism to mitigate errors from unreliable references.

Our third idea is to exploit the CPU/GPU *pipeline parallelism*, as shown in Figure 1 (c): let the GPU execute encoding (high parallelism), and opportunistically offload decoding (low parallelism) to CPU; both processors form a *pipeline*, working on different inputs in parallel. Its design is non-trivial because SSP makes an efficient CPU/GPU pipeline difficult: the stages of encoding and decoding exhibit a highly *skewed* FLOPS ratio; the skewness varies across different models, input lengths, and hardware; there is no clear separation of resources: the decoding executed on GPU still requires nontrivial CPU time, competing with the CPU decoding in the meantime. Our new designs consist of: (1) a GPU-centric pipeline that offloads the decoding to CPU opportunistically. (2) two separate, offline-tuned thread pools for encoding and decoding; (3) offline profiling of models and hardware to determine the optimal threads allocation.

### 1.3 Results and contributions

We implement a system called Whisper-T, atop various mobile platforms. We test Whisper-T on a long audio dataset, TED-LIUM3 [24] long form version with data lengths spanning tens of minutes. On SSP task, Whisper-T delivers comparable accuracy with per-word latency as low as 0.5 second with power consumption lower than 10 Watts. Compared to the popular foundation model SSP serving system, the on-device execution of Whisper-T incurs  $1.6\times$ – $4.7\times$  lower latency with little impact on energy consumption.

This paper focuses on efficient inference of speech foundation models over streaming inputs, making them suitable for mobile and embedded devices. To this end, we contribute:

- Hush word, a novel method that cuts short the model input – and therefore reduces the encoding computation – without causing model hallucinations.
- Beam pruning, a reference-based method to reduce the beam search computation with the help of the previous results, tailored to SSP scenarios with sliding audio windows.
- CPU/GPU pipelining, a dynamic mapping of encoding and decoding between CPU and GPU. To our knowledge, we are the first to map SSP to heterogeneous processors.

We will make our code publicly available.

## 2 MOTIVATIONS

### 2.1 Speech foundation models and SSP

For the past several decades, speech understanding has been a key AI task, with research methodologies evolving from traditional signal processing [15] to Hidden Markov Models (HMM) [7] to modern deep learning approaches [25, 32, 42].

*Foundation speech models*, as exemplified by OpenAI’s Whisper [48], are encoder-decode transformers. They are trained on massive datasets (e.g. 680K hours), more than  $10\times$  larger than those used for earlier models (often less than 50k hours). The most notable benefit of foundation models is their generalizability: they deliver strong accuracy on unseen datasets (e.g. new vocabularies, accents, and challenging real-world conditions) without additional finetuning. This contrasts with classic models and makes them the top choice for speech understanding systems.

SSP is traditionally done with transducer models: as transducer models [63, 73], by construction, can operate on partial audio input and generate partial transcript output. However, lacking complete audio contexts, such transducer models often result in significant word errors. As a remedy, those systems usually introduce future audio context, which brings longer latency other than the model processing time. At the time of writing (Dec 2024), we are unaware of transducer models that can achieve the same level of generalizability as the transformer-based foundation models.

	GFLOPS	WER	Example output (green-correct; red-hallucination)
Pad to 30 s	569.4	0.048	... who uttered them,
No padding	152.5	0.097	... who uttered them, A new adventure
1 s padding	170.6	0.111	... who uttered them, The
5 s padding	243.8	0.083	... who uttered them, The poor wretch! The poor ...

**Table 1: Speech Foundation Models typically expect the audio to be padded into a fixed length; shorter paddings tend to cause hallucinations. GFLOPS is for encoding; WER (word error rate) is from LibriSpeech [40] dataset.**

### 2.2 Prior works and their limitations

As foundation models present the state-of-the-art capability, there has been recent efforts on “retrofitting” them for SSP.

**The Whisper-Streaming system** Notably, the Whisper-Streaming system [35] manages streaming audio by periodically updating an audio and transcript buffer, shown in Figure 1 (b). During the operation, the new audio keeps extending the audio buffer, periodically with a pre-defined step length (if the step length is shorter than the model inference latency, the system will run with best effort, i.e., run the model inference back-to-back without waiting for longer audio segment ingested), the system runs Whisper model inference on the audio buffer and obtains current transcription result. The system compares the current results and the results in the transcript buffer. With LocalAgreement-2 [34], the transcripts are confirmed when they appear in the consecutive model inference. The audio buffer is trimmed from the beginning when it exceeds a pre-defined threshold, and there are enough confirmed transcripts. The accuracy is decent – comparable to the non-streaming Whisper system [48]. In exchange of the accuracy is substantial computation overhead – throughout the model execution.

**Inadequacy in the encoding stage:** The audio buffer is fluctuating around the pre-defined length, 15 seconds by default. To accommodate the Whisper model requirement, the audio will be further padded into 30 seconds, as shown in Figure 1 (b). The padding here causes substantial amount of redundant computation in the encoding stage. As shown in Table 1, with default padding, the GFLOPS is around 569.4,  $3.7\times$  more than the original input. Attempting to feed the model with shorter inputs (i.e., with less padding) will result in significant output hallucination and gibberish results, causing the accuracy to collapse [1].

**Inadequacy in the decoding stage:** In SSP systems, there is significant redundancy in the decoding stage. This occurs because the audio buffer, used as the model input, is updated each round but only with minor differences. This leads to substantial overlap in transcription results across rounds, creating redundancy in the decoding process. The beam search algorithm in decoding exacerbates this issue.

	GPU latency	CPU latency	GPU:CPU
Encoding	477 ms	2822 ms	5.92
Decoding beam 1	1929 ms	2355 ms	1.22
Decoding beam 5	3728 ms	3945 ms	1.06

**Table 2: On M2 Pro chip, encoding and decoding show diverse characteristics and processor preferences. Model: Whisper medium. Decoding rounds: 150.**

It explores multiple hypotheses to find the best result—an effort often unnecessary in SSP.

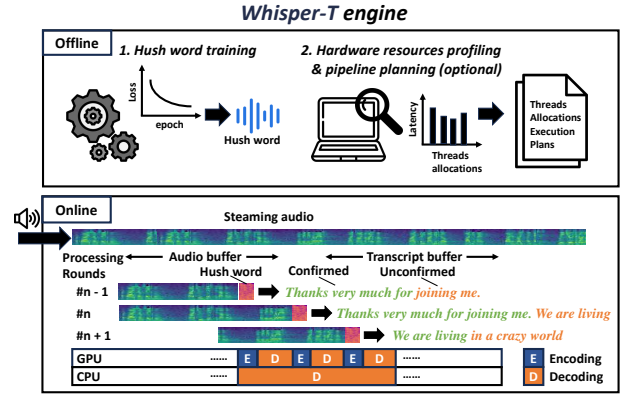
Despite the redundancy, the overlap in the audio buffer is essential as it provides crucial contextual information for inference, which is vital for attention-based models [65]. Removing the overlap and processing audio segment-wise degrade accuracy, especially for shorter segments. A natural solution is to use previous results as references to guide the current beam search, similar to speculative decoding in LLMs. However, SSP introduces unique challenges. The results of consecutive inferences are misaligned due to the misalignment of audio buffers. During audio buffer updates, it is extended at the end with new audio and occasionally trimmed at the beginning. As a result, the transcript contents and the timestamp tokens are misaligned, compounded by inconsistencies in punctuation and special tokens.

### 2.3 SSP for CPU/GPU execution

We are motivated by three key opportunities:

First, disparate levels of parallelism across processing stages. The encoding and decoding stages exhibit varying degrees of parallelism. The encoding stage is highly parallelized, involving a single pass to process 1,500 tokens. In contrast, the decoding stage operates more sequentially, consuming and generating several tokens per round (determined by the beam width). Despite the encoding stage processing an order of magnitude more tokens and requiring significantly higher GFLOPS, it often incurs longer delays than decoding when both are executed on GPU. This is reminiscent of spanning LLM prefill and decoding workloads across different processors [41, 68, 71, 75].

Second, strong performance of modern CPUs on BLAS kernels. Modern CPUs, particularly those with specialized hardware accelerators, perform exceptionally well on BLAS kernels. A notable example is Apple silicon CPUs (later than M1), which include a built-in Apple Matrix accelerator [12]. Our experiments in Table 2 show that CPUs achieve comparable speeds to GPUs (only 1.1×–1.2× slower) on *decoding*, suggesting that GPUs could be reserved for *encoding*, where they exhibit much stronger performance (up to ~6× faster).



**Figure 2: The Whisper-T overview.**

However, on other platforms (e.g., Orange Pi, see evaluation), CPU performance can be significantly lower.

Third, pipelined execution over streaming input. Unlike one-off LLM inference, streaming input provides a unique opportunity for pipelined execution. GPUs can process encoding for round  $n$  while CPUs handle decoding for round  $n - 1$  simultaneously.

## 3 OVERVIEW

### 3.1 System model

We target mobile computers, smartphones, and embedded devices. The codebase of our system is self-contained; it can be installed on macOS, Android, Linux, and Windows without Python environment. Once deployed, the system runs entirely on-device without requiring the cloud.

Our system primarily runs on mobile GPU; it can leverage idle CPUs, forming CPU/GPU pipelining for better performance. In case GPU is unavailable, our system falls back to CPU-only execution, albeit with higher latency and smaller models. In our experience, today’s mobile CPUs are not powerful enough to run SOTA speech models in real time.

### 3.2 Operations

The architecture and operation of Whisper-T, our proposed system, is shown in Figure 2.

**Offline development** (1) We as system developers train special audio segments called hush word offline. We stress: only one hush word is needed for each foundation model (e.g., Whisper medium), as a one-time effort. (2) Optionally, system developers may profile the target platform hardware (e.g., Apple M2), which determines the optimal thread allocation for CPU/GPU pipelining; without such profiling, the system falls back to GPU-only inference.

**Online operations** (1) *Processing rounds*. Our system continuously ingests streaming audio into the audio buffer. Periodically, the system takes a snapshot of the current *audio buffer*, invokes the model for inference, and produces output tokens to its *transcript buffer*. Such periodic inferences are referred to as “processing rounds” as shown in Figure 2. (2) *Workload mapping*. During each round, the encoding, prompt prefilling, and token timestamping (using dynamic time warping, DTW [8]) are always mapped to the GPU; opportunistically, the decoding is offloaded to CPU if it is idle. (3) *Transcript producing*. From the transcript buffer, the system materializes a segment of the transcript to users, only when the same segment is produced by two consecutive rounds (as exemplified by green tokens in Figure 2). This algorithm, referred to as LocalAgreement-2 [34], balances processing overhead and transcription accuracy. (4) *Audio buffer trimming*. To keep the audio buffer bounded, the system periodically trims the audio buffer by discarding samples that have already been materialized as transcript.

**A processing round’s latency** consists of the time for encoding an entire audio buffer, and for decoding the entire transcript sequence. **A word’s latency** consists of (1) the wait time (from the word’s audio being ingested into the audio buffer until the system starts the next processing round); (2) the time of at least two rounds of processing, since the word must pass LocalAgreement-2 before its materialization.

The goal of Whisper-T is to minimize the average *per-word latencies*. To do so, (1) it reduces per-round processing latency (encoding and decoding) and thus is able to transcribe the audio buffer with shorter intervals (i.e. shorter steps); (2) it minimizes accuracy degradation resultant from these optimizations. See Section 5 for exploration on step lengths.

### 3.3 Applicability

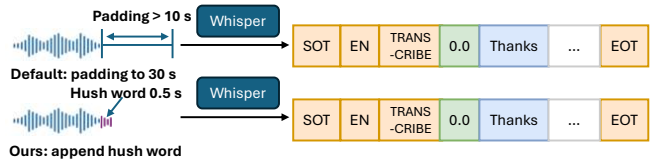
Our implementation builds on SSP with the Whisper models. Our key ideas apply to encoder-decoder speech models in general. In particular, we expect hush words to improve the encoding efficiency for transcribing short speeches.

Whisper-T is designed for mobile devices. For more powerful machines like servers, our techniques for computation reduction and CPU/GPU pipelining are still applicable. However, new challenges arise, such as hush words making batch processing less effective due to inconsistent input lengths. For weaker devices like microcontrollers, running speech foundation models in real time remains an open challenge, and classic transducer models may be more suitable.

## 4 DESIGN

### 4.1 Hush word

**4.1.1 Primer: Adversarial attack on foundation models.** As discussed in section 2, the encoding stage in foundation



**Figure 3: The hush word is a learnable audio segment designed to replace the long default padding that cause redundant computation.**

models like Whisper is compute-intensive and handles fixed-length 30-second audio inputs. Shorter audio is padded to 30 seconds to avoid hallucination, as shown in section 2. Naive padding methods (e.g., zeros or white noise) are ineffective.

Modifying Whisper models is impractical due to the high cost of finetuning. Full-parameter finetuning for a Whisper medium model (~750M parameters) demands over 30 GB VRAM and significant GPU hours. Parameter-efficient methods like LoRA reduce effort but may harm generalization ability, which is central to foundation models’ appeal.

Adversarial attacks offer an alternative to altering model behavior without modifying the model. These attacks introduce adversarial segments into inputs to achieve specific outcomes. For instance, the “Muting Whisper” [52] method prepends a 0.64-second adversarial segment to suppress transcription, training the model to output only the “end of transcript” token. This approach highlights the potential of adversarial attacks for behavior modification. However, our goal diverges from Muting Whisper, as we aim to spin the adversarial schemes to achieve beneficial objectives.

**4.1.2 New paradigm: hush word.** To address the problems mentioned above, we propose the “hush word”, a novel model behavior-modifying scheme that helps foundation models eliminate redundant input padding. As shown in Figure 3, we place our hush word – an audio segment – at the end of the original audio at the raw audio level with unique training targets. Several design choices need to be addressed.

**Training target** Firstly, we set the training target to be the original transcript. This choice is straightforward, as we expect the model to produce the same transcript as the default output. In practice, the transcript is tokenized and formatted by prepending [StartOfTranscript], [language], [transcribe] and appending [EndOfTranscript]. Consequently, the training target can be represented as  $y_0 = [\text{StartOfTranscript}], [\text{language}], [\text{transcribe}], [\text{token } 1 - n], [\text{EndOfTranscript}]$ .

**Hush word position** Secondly, we place the hush word at the end of the original audio, unlike Muting Whisper, which positions it at the beginning. This choice aligns with our intuition that the model should transcribe all audio content and

be signaled by the hush word at the end to terminate transcription. Let the hush word have a length  $T$ , represented as  $h = h_{1:T}$ . To hush a speech signal  $x = x_{1:N}$ , the resulting combination can be expressed as  $x \oplus h$ . The training optimization objective is defined as:

$$\hat{x} = \underset{x}{\operatorname{argmax}} P(y_1 = y_0[1:] \mid x \oplus h, y_0[: -1])$$

**Hush word target level** Thirdly, we choose to place the hush word at the raw audio level. There are two major target levels to consider: raw audio and log-mel spectrogram. Raw audio is a one-dimensional array, typically sampled at 16,000 Hz, where 1 second of audio corresponds to a vector of length 16,000. In contrast, a log-mel spectrogram is a two-dimensional representation computed from the raw audio, where 1 second of audio corresponds to a matrix with a shape of (100, 80). We conducted an empirical study on hush word training at both target levels. For a 1-second equivalent hush word, both levels produced similar training loss. However, on the test set, the raw audio level achieved a lower word error rate. This is likely because the training results at the raw audio level provides a more consistent representation for the model compared to the log-mel spectrogram level, which may include irregular high or low frequency components that the model struggles to handle correctly.

**Hush word length** Lastly, we choose to keep the hush word length short, specifically 0.5 seconds. Empirically, during hush word training, a longer hush word can help achieve lower training and validation loss. However, during model inference, we find that a longer hush word does not necessarily result in a lower overall WER. By examining the transcripts generated with different hush word lengths, we observe that longer hush words introduce unique hallucinations, such as repeating certain capitalized phrases, particularly when the input audio is short. This behavior is reasonable, as appending a long hush word to short audio is more likely to confuse the model, even after training. Consequently, we select the 0.5-second hush word, which provides the best accuracy.

**Offline training details** With the design choices outlined above, we describe the general workflow for offline hush word training. The hush word is model-specific, meaning a dedicated hush word is trained for each model. Training is conducted on a small-scale audio dataset consisting of audio-transcript pairs. We use a batch size of 1 during training, as we do not pad audio to different lengths but instead append a fixed-length hush word. For each data sample, the hush word is appended to the audio, and the corresponding transcript is prepared as described in the previous paragraph. Training continues until convergence, and we select a few of the best-performing epochs to compute the average final hush word.

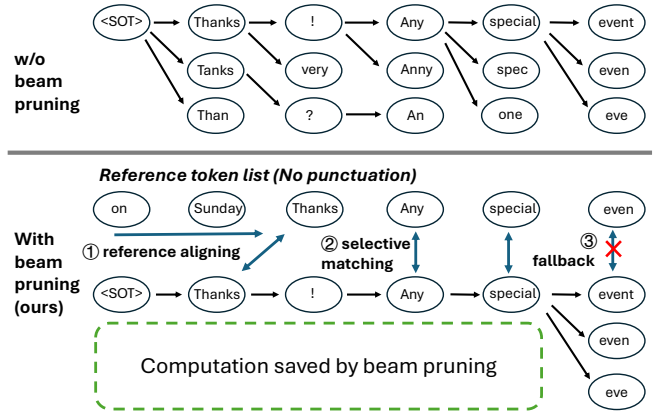


Figure 4: Our beam pruning reduces redundant beam search computation by aligning and matching the reference transcript tokens with a fallback mechanism.

## 4.2 Beam pruning

**4.2.1 Challenges.** Beam pruning leverages the inference result from the previous round as a reference to guide subsequent rounds, reducing the computational redundancy of beam search. In general, later rounds verify earlier results without performing beam search with the full beam size. Similar paradigms are observed in LLM speculative decoding and pilot inference in speech processing.

However, in the SSP system scenario, unique challenges arise due to the sliding-window-style audio buffer. As described in section 2, the audio buffer grows with each round, appending new audio at the end while periodically cutting from the beginning as transcript segments are confirmed. This process creates misalignment at both the beginning and end of consecutive audio buffers, leading to several challenges that hinder speculative decoding and verification: (1) differences in transcript contents: The content of transcripts can differ between consecutive rounds at the beginning and the end, unlike speculative decoding case, which assumes identical expected contents. (2) timestamp variations: the misalignment of audio buffers result in inconsistent timestamp token results, complicating traditional verification schemes. (3) inconsistent punctuation and special token prediction: Whisper models often struggle to provide consistent punctuation and special tokens predictions. This inconsistency poses additional challenges for verification.

**4.2.2 New design in beam pruning.** To address the issues outlined above, we propose a novel beam pruning approach to minimize the redundancy in beam search decoding, even with partly misaligned references. This approach includes the following key components: (1) search-based reference alignment, (2) selective transcript token matching and beam reduction, and (3) a fallback mechanism

**Search-based reference alignment** At the beginning of beam pruning, we need to align the reference with the current decoding session. This alignment process occurs during the first round of decoding, where the beam size starts at 1. In the first round, we use the token with the highest probability to search through the reference token list to find the first match. Suppose the match occurs at token  $i$ ; we then record this index for use in subsequent matching steps.

**Selective transcript token matching** Once we identify the starting point index  $i$  in the reference token list, we proceed to selectively compare and match the highest-probability token from the current round with the reference tokens. If the best token matches the current reference token at index  $i$ , we maintain the beam size at 1, keep the best token as the new token, and update the reference index to  $i + 1$ .

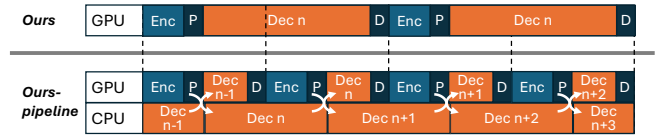
The matching process is selective. If the current best token is a punctuation, timestamp token, or any other special token, the matching for that round is skipped. In such cases, the beam size remains at 1, and the reference index is not updated. This ensures the potential misalignment caused by timestamps or punctuation does not interfere the matching.

**Fallback mechanism** Beam pruning does not reduce the beam size indefinitely. Based on the results of reference alignment and transcript token matching, beam pruning will trigger a fallback to the original beam size under certain conditions. Two primary situations can trigger this fallback: (1) failure in reference alignment: if the alignment process at the start of decoding fails to find a match between the highest-probability token from the current decoding and the reference transcript tokens, the fallback mechanism is activated. (2) mismatch during token matching: during the decoding session, if the current token is not a timestamp or punctuation token and fails to match the corresponding reference token, the fallback mechanism is triggered.

**4.2.3 Implications of approximation.** Approximate execution is common in SU tasks and autoregressive systems like LLMs due to their statistical nature. Methods such as speculative decoding [33] validate hypotheses empirically. Similarly, our beam pruning, tailored for SSP, leverages overlaps in consecutive results and reduces the beam size, with a fallback mechanism to mitigate errors from unreliable reference.

### 4.3 CPU/GPU pipelining

**4.3.1 Challenges.** As noted in section 2, current SSP systems rely heavily on GPU-only execution, leaving CPU resources underutilized. However, leveraging CPU/GPU pipelining effectively presents several challenges: (1) diverse workload characteristics: the workloads in SSP include highly parallel tasks, such as encoding, prompt pre-filling, and DTW-based token timestamp estimation, as well as serial tasks, such as



**Figure 5: Our CPU/GPU pipelining opportunistically offloads decoding to (mostly) idle CPUs. Enc: encoding, P: prompt prefill, Dec: decoding, D: token timestamp estimation based on DTW [8].**

decoding with the beam search algorithm. Mapping these tasks onto GPU and CPU resources to form a bubble-free processing pipeline for SSP is a non-trivial problem. (2) resource contention: even when decoding runs on the GPU, parts of the workload (e.g., sampling) are offloaded to the CPU, requiring sufficient CPU resources. Poor thread allocation can lead to severe resource contention, further reducing efficiency. These unique challenges in SSP workloads necessitate a carefully tailored pipeline design.

**4.3.2 Pipeline for SSP.** To address the identified challenges, we propose a new pipeline design optimized for SSP.

**Categorization of workloads** SSP workloads involve consecutive model inference stages with token-level timestamp estimation. Each stage has unique computation characteristics and processor preferences: (1) encoding: for a typical 15-second audio buffer (including hush word), encoder processes  $\sim 750$  tokens. Encoding is highly parallel and strongly GPU-preferred. (2) prompt prefilling: processes  $\sim 100$  prompt tokens through the decoder. This is also a parallel workload with a strong GPU preference. (3) decoding: performs token-by-token decoding with beam search. For a 150-round average decoding session (5 hypotheses per round, reduced to 1 with beam pruning), this involves sequentially decoding  $\sim 750$  tokens. Decoding is highly sequential and less GPU-efficient. (4) DTW-based timestamp estimation: estimates token timestamps using the decoder cross-attention matrix for  $\sim 150$  decoded tokens. This workload is similar to prompt prefilling and benefits from GPU parallelism. By categorizing workloads based on their characteristics, we can better allocate resources and minimize inefficiencies in the pipeline.

**Opportunistically CPU offloads** We let GPU executor process workloads on GPU, and CPU executors process workloads on CPU. As mentioned above, we observe that encoding, prompt prefilling, and DTW token timestamp estimation are GPU-preferred, while decoding is less GPU-efficient. To address this imbalance, we propose a CPU offloading scheme that fully utilizes GPU while leveraging idle CPU resources.

As shown in Figure 5, the pipeline operates as follows: (1) workload distribution: we let the GPU executor processes encoding, prompt prefilling, and part of the decoding rounds.

The CPU executor will handle the rest of the decoding rounds. (2) pipeline coordination: at the  $n^{th}$  round, the GPU executor will start with  $n^{th}$  encoding, prompt prefilling and then  $n^{th}$  decoding, while the CPU executor does  $n - 1^{th}$  decoding. When the GPU executor finishes a certain amount of the tokens (pre-defined before operation) of  $n^{th}$  decoding, it will exchange the workload with the CPU executor. (3) pipeline advancement: once GPU completes  $n - 1^{th}$  decoding and DTW timestamp estimation, the pipeline advances to the  $n + 1^{th}$  round, and repeats the process mentioned above. This design ensures maximal GPU utilization while limiting pipeline bubbles and idle time to the CPU, optimizing overall efficiency.

**Threads allocations** On typical edge or embedded devices, we can allocate threads at a high level (e.g., GPU vs. CPU executors), but low-level CPU thread scheduling is managed by the operating system. Our experiment shows that GPU executor, especially during decoding, still requires CPU resources for tasks like sampling. Allocating all CPU threads to the CPU executor causes resource contention and significant latency overhead (subsection 6.3).

To address this, we propose an offline profiling method to optimize thread allocation: (1) thread pool setup: we divide all CPU cores (P cores and E cores) into two pools for GPU and CPU executors. (2) profiling: we use a short audio sample to test various thread allocation configurations and measure the per-word latency. (3) optimal configuration selection: based on the performance requirements and the profiling results, we select the final threads allocation configuration. By default we choose the one that offers the lowest per token latency. This offline profiling is a one-time effort conducted on devices before system deployment to ensure optimal resource utilization and minimal latency.

## 5 KEY IMPLEMENTATION DETAILS

We implement our online system in 5K SLOC (C / C++) on top of the Whisper.cpp [19] 1.6.2 release. We implement our offline hush word training system in 300 SLOC (Python) on top of the Muting Whisper [52] code base.

**Hush word training** We train the hush word for Whisper base (74M), small (244M), and medium (769M) models on the LibriSpeech [40], with hush word lengths set to 0.5 second at the raw audio level. Training on an Nvidia A100 took 72 hours for the medium model, while training on an Nvidia A40 took 48 hours for the base and small models.

**Offline profiling for the pipeline execution** We profile the pipeline version of the system with different thread allocations. Suppose the CPU has  $n$  cores in total, the profiling will start from 5 cores for the CPU executor, and increase by 1 every time. The GPU executor uses the rest but one core. We test all the possible settings. The setting that delivers the lowest per-word latency is the final choice.

Platforms	CPU core	GPU core	CPU / GPU freq	SoC TDP
M2	4P + 4E	8	3.5 GHz / 1.4 GHz	~20 W
M2 Pro	8P + 4E	19	3.5 GHz / 1.4 GHz	~45 W
M2 Max	8P + 4E	30	3.7 GHz / 1.4 GHz	~80 W
Orange Pi 5+	4P + 4E	Not used	2.4 GHz / --	~12 W

**Table 3: Arm platforms used in evaluation. Orange Pi’s GPU (Arm Mali) was not used in evaluation because of limited support on it. TDP refers to thermal design power; our actual power is much lower (subsection 6.2)**

**Operation details** During system operation on the Apple devices, we set the system step length to 0.01 second to force the system to execute with best effort to deliver the lowest latency. The long-form audio more than 5 minutes are chunked into 5-minute segments. The system operates on these 5-minute audio segments.

**Step length**, the interval between two consecutive processing on the audio buffer, has the following key impacts.

- *Shorter steps tend to reduce per-word latency.* Long steps give abundant time for the system to process the audio buffer in each round, although audio samples are buffered longer before processing, which inflates per-word latency. As the step length reduces, the audio wait time decreases, which reduces the per-word latency. As the step length drops below the processing latency of a single round, the system will run processing rounds back-to-back, with each round consuming the most recent snapshot of audio buffer; we refer to this mode as “**best effort**”. Note that it is difficult to determine the shortest possible step length offline: as the audio inputs and transcripts vary in length, the processing time per round also varies dynamically.

- *Shorter steps tend to degrade model accuracy.* With fewer new audio samples added to the buffer in each round, the inputs to two consecutive rounds will share longer spans with less new information from newly ingested audio, which in turn induces the model to produce more similar transcripts – including erroneous words shared by these transcripts. As such, the same erroneous words would recur in outputs from consecutive rounds, pass the LocalAgreement-2 check, and materialize to users as the final transcript.

Section 6 will evaluate different step lengths.

## 6 EVALUATION

### 6.1 Methodology

**Test platforms** As shown in Table 3, we test Whisper-T on a variety of Arm chips targeting mobile (Apple M2 series chips in 5nm) and embedded devices (Orange Pi 5+ with Rockchip RK3588 in 7 nm). The Apple silicon devices have been widely used in personal / mobile computing. To us, they also provide a deliberated engineered integration of CPU and



GPU on the same chip, giving us a platform for considering real-world constraints of heterogeneous platforms. We use the command line tool `powermetrics` which gathers the data from the hardware counters.

**Dataset** We conduct our experiments on the TED-LIUM 3 dataset [24], a collection of TED talks characterized by its diversity and challenging nature, including variations in speaking styles, accents, and speeds. We use its long-form version, which is also in Whisper’s evaluation [48].

We evaluate hush word performance on LibriSpeech [40], TED-LIUM 3 short-form and FLEURS [14] datasets, commonly used short-form audio benchmarks, with audio samples ranging in length from 5 to 25 seconds.

**Metrics** We follow the common practice.

**Accuracy.** We report word error rate (WER) [29]: the discrepancy between the system output and the ground truth transcript, defined as count of errors (substitutions, deletions, insertions) normalized by the sentence length. This is also widely used in prior works [42, 48, 73].

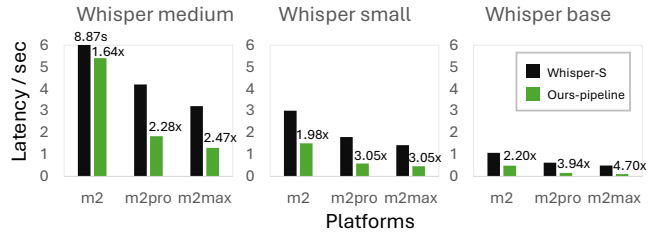
**Latency.** We report the average per-word latency: the average of all the elapsed time from a user uttering the specific word to the system emitting the word in transcript [35, 73].

**Model choices** We test with three models from the Whisper family: medium (769M), small (244M) and base (74M). We pick them because they are suitable for edge execution and provide good trade-offs between latency and accuracy. They are also as the focus in prior systems like Whisper.cpp [19]. We leave out tiny (39M) and large (1.55B) because the large variant incurs too long latency on edge devices; the tiny variant delivers unsatisfactory accuracy.

**Baselines** We compare the following designs.

- *Whisper-S*: This is our re-implementation of the original Whisper-Streaming design [35], a state-of-the-art SSP serving framework known for strong accuracy. While the author’s codebase is based on PyTorch, our re-implementation in C++, atop Whisper.cpp [19], is much more efficient: we avoid the overhead of PyTorch and its sub-optimal Metal backend (MPS) [21]. This ensures a fair comparison against our own system in terms of efficiency. Our re-implementation consists of approximately 1200 lines of code.
- *Ours*: Whisper-T with the encoding/decoding stages executed in serial, only on GPU.
- *Ours-pipeline*: Whisper-T with the encoding/decoding stages executes in parallel on both GPU and CPU.

Note that we leave out Whisper.cpp’s naive streaming implementation (as introduced in section 1) from the experimental comparison here: as its accuracy is significantly worse than the aforementioned baselines, we consider it less desirable for actual deployment. We did not choose



**Figure 6: Compared to *Whisper-S*, *Ours-pipeline* reduces per-word latency by 1.6×–4.7×, across three models and three devices. Both systems run with best effort to achieve their lowest possible latencies, respectively.**

transducer-based models [63, 73] as baselines because they are not foundation models and lacking generalizability.

## 6.2 End-to-end results

**Latency reduction** As shown in Figure 6, our system can serve Whisper models with low latencies across the devices in the experiments. For smaller model (base), our per-word latencies can be as low as 0.2 second (on M2 Max); while for larger models with SOTA accuracy (medium), our system can keep the latency close to 1 second (on M2 Max, a popular chip choice for Macbook Pro). Such low latencies translate into good user experience: Prior studies [46, 58] show that sub-second latencies are close to or below user perception threshold, and latencies exceeding that would quickly degrade user experiences. For use cases where efficiency and latency are of higher priority, Whisper-T can continuously execute Whisper base with only 1.2 seconds of latency on an entry-level Macbook Air, consuming only 7 Watts of power. (details in the later “**Power and energy**” discussion).

Compared to the *Whisper-S*, our system can achieve lower latency. More specifically, on all the devices, with three different models, our system can reduce latencies by 1.6×–4.7×. Our system can provide more pronounced saving on smaller models, and on more capable hardware.

Compared to transducer models, our end-to-end latency is still much lower. Transducer models for SSP, as reported in prior literature [63] and tested on on far more powerful hardware (Google datacenter TPU [27]), show latencies from 1 – 3 seconds. This is due to the transducer models, by design [63, 73], requires future audio context to maintain the accuracy, which means that for a certain timestamp audio, it needs to wait for a few seconds future audio before starting model processing. Such a waiting time along with the model inference latency will incur long overall per-word latency.

On weaker devices, our system still shows significant latency reduction. Running Whisper tiny on all the CPU performance cores of Orange Pi 5+, our system can deliver 3.6

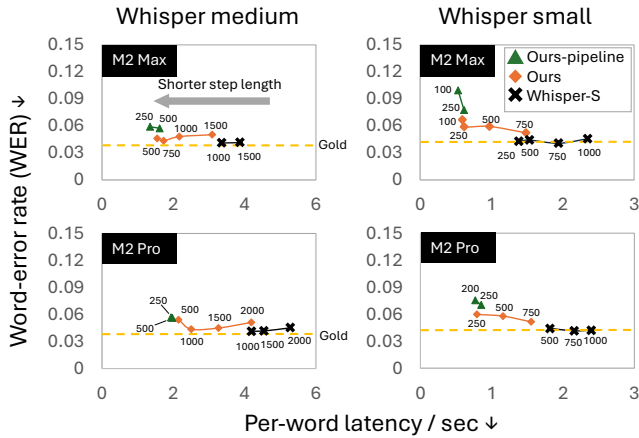


Figure 7: Compared to *Whisper-S*, *Ours* is capable of executing inferences at high rates (corresponds to shorter step length settings; numbers in ms, annotated); it hence delivers lower latency (x-axis) with minor accuracy degradation (y-axis). *Ours-pipeline* can further reduce the latency but may incur noticeable accuracy degradation for small models (right). Gold: accuracy of *Whisper* inference in non-streaming (batch) mode

seconds per-word latency, 2× lower than the 7.5 seconds latency of *Whisper-S* (not shown in figures).

**Accuracy vs. latency** Our systems incur minor accuracy drop compared to *Whisper-S*. As discussed in section 5, a key system parameter to control the accuracy/latency trade-off is the step length, i.e., time interval between two consecutive rounds of processing. In general, shorter steps lead to lower latency (as the system produces output more frequently), but also to lower accuracy (as the model sees a shorter input context). Figure 7 shows that as we reduce the step length for *Whisper-S*, the latency quickly reaches a lower bound, e.g., 3.3 seconds for *Whisper* medium on M2 Max; further reducing step lengths no longer reduces the latency. The reason is: as the step length becomes close to, or shorter than, the system’s per-round processing latency, the system falls back to best-effort execution (see §5 for description). By comparison, both *ours* and *ours-pipeline* deliver latencies much lower than what *Whisper-S* can achieve, thanks to our much lower per-round processing latency. Our WER is only marginally higher by 0.2%-1.9% on the medium model and 1.2%-2.4% on the small model, respectively, in most of the settings, regardless part of the accuracy degradation is the result of the shorter audio context; this WER is close to that of the *non-streaming* *Whisper* inference with full context (we consider as the “gold” accuracy). We also notice that with too short steps (e.g., less than 0.25 second), the model accuracy starts to degrade significantly due to lack of audio context.

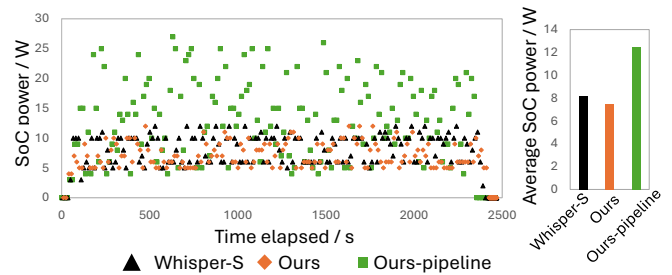


Figure 8: Power traces for processing 4-minute audio on M2 with *Whisper* small: *Ours* (using GPU only) reduces both system power and energy (besides per-word latency reduction), while *Ours-pipeline* (using CPU/GPU) may increase power and energy (albeit with more latency reduction). Measured by powermetrics.

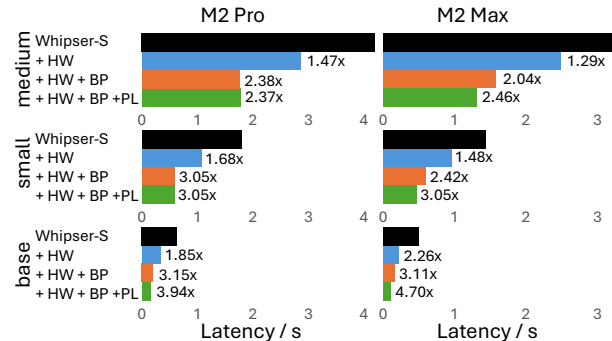
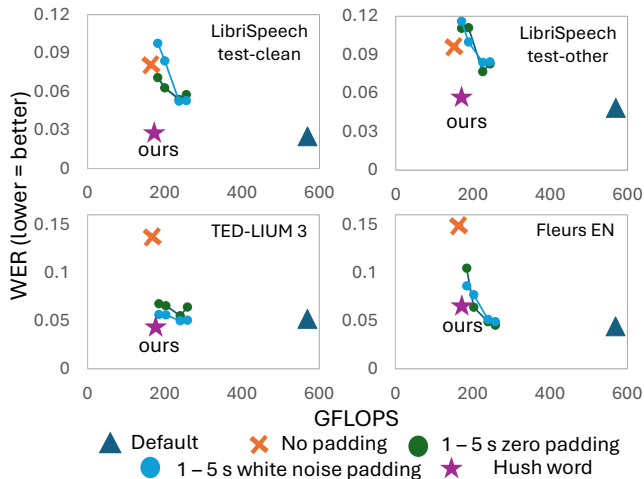


Figure 9: An ablation study of our system, showing that all its three optimizations contribute to lower latency comparing to the *Whisper-S*. It also shows the designs are effective on different model variants. HW: Hush word, BP: Beam pruning, PL: CPU/GPU pipelining

**Power and energy** *Ours* reduces power. As the total time for processing a given audio input is almost the same between *Whisper-S* and *Ours*, *Ours* also reduces the energy consumption. This efficiency comes from our hush words and beam pruning, which reduce total GFLOPs. Figure 8 shows the SoC power for a 4-minute audio on the device with M2 chip and *Whisper* small model. The power of *Ours* is ~7 W, 8% lower than *Whisper-S* (note that *Ours* also delivers 2× lower latency). This also means *Ours* can run continuously for around 7 hours, on a typical 52.6 Wh laptop battery [5]. Meanwhile, *Ours-pipeline* incurs 1.5× higher power because it utilizes idle CPUs. It is discussed further at the end of Section 6.3.

### 6.3 Key designs

**Ablation study** As shown in Figure 9, in most cases, all three designs contribute to overall latency reduction. (1)



**Figure 10: The hush word can effectively reduce the encoding GFLOPS while maintaining the accuracy, outperform other naive padding methods in most datasets.**

**hush word** reduces latency by  $1.29\times$ – $2.26\times$ . It brings more significant benefit on less capable devices, as encoding on these devices exhibits longer latency compared to decoding. (2) **Beam pruning**, combined with **hush word**, reduces latency by  $2.04\times$ – $3.15\times$ . It provides greater latency reduction on more capable devices with larger models because the higher-quality references generated by these models are more effective for token matching in beam pruning. This is discussed further in the later paragraph. (3) **CPU/GPU pipelining** helps further accelerate the processing, reduces latency by  $2.37\times$ – $4.70\times$  in total together with all other designs. On more capable devices with smaller models, the pipeline design offers greater benefits by better utilizing underutilized resources. However, using larger models on less capable devices introduces severe resource contention (mentioned in section 4) in the pipeline, and increases latency.

**Hush word** Our results show the efficacy and generalizability of hush word, across a variety of different datasets. As shown in Figure 10, the hush word is tested with non-streaming execution on LibriSpeech test-clean/other, TED-LIUM 3 short-form, and Fleurs datasets, compares with default execution (pad to 30 seconds), no padding, and 1 - 5 seconds zero/white noise padding. The hush word with 0.5 second length reduces the input length from 30 seconds to  $\sim 10$  seconds in these datasets. As a result, the encoding GFLOPS is reduced by  $3\times$  without major accuracy drop. The no padding setting shows lowest GFLOPS, but suffers from 5%-10% absolute accuracy drop (WER increase). Naive padding methods like padding with a certain length of silence or white noise audio may incur GFLOPS overhead while still deliver sub-optimal accuracy (lower WER). On

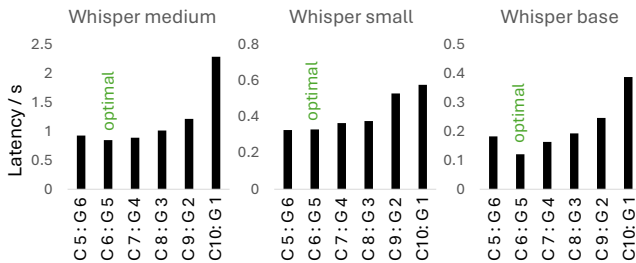
Model	Step len	Latency	Avg beam	Reduce ratio
Base	500 ms	771ms	2.794	0.552
	750 ms	1312 ms	2.807	0.548
	1000 ms	2100 ms	2.852	0.537
Small	500 ms	972 ms	2.556	0.611
	750 ms	1482 ms	2.577	0.606
	1000 ms	2087 ms	2.570	0.608
Medium	500 ms	1547 ms	2.257	0.686
	750 ms	1731 ms	2.374	0.657
	1000 ms	2168 ms	2.425	0.644

**Table 4: The beam pruning reduces the average beam size. The reduce ratio also shows that the beam size is reduced in the majority of the decoding rounds.**

LibriSpeech and TED-LIUM, comparing with 0.5 second hush word setting, with 5 seconds zero/white noise padding which incurs  $\sim 40\%$  more GFLOPS, the accuracy is still 1%–3% lower. For Fleurs dataset, hush word still outperform 1 second zero/white noise padding, and shows similar accuracy with 2 seconds white noise padding, with 13.5% less computation GFLOPS. Overall, for different datasets, different naive paddings may work and maintain the accuracy, but our hush word provides “Panacea” that can work in most of the cases without further profiling.

**Beam pruning** The beam pruning design in our system shows capability of reducing the redundant computation in decoding process. Along with the ablation study, we check the beam pruning ratio of decoding rounds. As shown in Table 4, beam pruning reduces the beam size in 53.8%–68.6% of the decoding rounds, making the average beam size become 2.26–2.85 (from the original beam size of 5). The larger models show higher beam reduce ratio and lower average beam size, because they have better capabilities and thus can provide higher quality reference results for beam pruning.

**CPU/GPU pipelining** reduces latency in most of the settings, as shown in Figure 7 and Figure 9; the latency reduction is more significant on more capable devices and smaller models. However, CPU/GPU pipelining also have clear downsides. (1) The latency reduction is sensitive to the CPU thread allocation; as shown in Figure 11, the best allocation (C6:G5) has 40% lower latency compares to bad allocations; the bad allocations may even underperform the GPU-only execution. The best choice of allocation depends on hardware architecture, model sizes, and complex thread contention. (2) Also shown in the results, the pipelining may degrade the accuracy noticeably, because with CPU/GPU pipelining, the system is able to achieve shorter step length, which results in shorter context. (3) The pipelining increases power and energy, whereas our GPU-only execution reduces power and energy (Figure 8). **Lessons and recommendations:** Despite



**Figure 11: The CPU/GPU pipelining requires careful allocation of CPU threads between CPU and GPU executors. Cx:Gy means x and y CPU threads allocated to CPU and GPU executors, respectively. Hardware: M2 Max; input for profiling: 4 minutes example audio.**

our strong motivations (§2.3) and our application of various pipelining tricks, CPU/GPU pipelining is barely a “free lunch” as one may expect. (1) The GPU executor also uses non-trivial CPU cycles. It therefore may contend with CPU executors, as shown by our pipeline’s sensitivity to thread allocations. (2) CPU is in general less energy-efficient than the GPU, in particular on ML workloads. (3) The addition of the CPU executor adds software complexity, which complicates code debugging and maintenance. On the brighter side, the pipeline could show higher benefit for the following factors: (1) Our pipeline, partitioned by encoder and decoder, is still coarse-grained; finer partitioning, e.g., at tensor levels, may see higher latency reduction; this, however, would further add to code complexity. (2) Future mobile CPUs will receive more cores and architectural features such as wider SIMD, narrowing their gap with the GPU of the same device. Overall, at the time of writing (Dec 2024), offloading to CPU for its *larger memory* is a clearer choice [18, 26, 28, 55, 60], while offloading to CPU for its *idle cycles* requires careful tradeoffs among latency, energy, and software complexity.

## 7 RELATED WORK

### Foundation models and streaming speech processing

The emergence of the attention mechanism [6] inspires a generation of language models, from Transformer [65] to more recent large-scale pre-training models like BERT [16] and GPT [10, 47, 49]. The superior generalizability of these models is attributed to scaling law [31], which contributes to the success of GPT-3 [10] and GPT-4 [3, 39]. This paradigm has extended to speech processing, inspiring speech foundation models like Whisper [48] and OWSM [43–45]. They demonstrate great capability in speech-related tasks. In this paper, we leverage the generalizability of these speech foundation models and propose a new system for streaming speech processing (SSP).

**Streaming speech processing** Streaming speech processing (SSP) is the task of processing and transcribing speech input in real time. For SSP tasks, Transducer-based models [20, 54, 73] operate in a chunk-wise way with a short future audio context. As a result, they are limited by their reliance on partial data and constrained access to broader speech contexts. Trained on limited data, they also lack the generalizability of SSP systems that leverage newer speech foundation models [35, 66]. We build our SSP system on top of Whisper-Streaming [35] where a series of novel techniques are proposed to improve the performance while maintaining its generalizability.

**Adversarial attack on speech foundation models** Adversarial attacks [62] on speech models exploit vulnerabilities by introducing perturbations to input audio and manipulating the model behaviors. Earlier works [4, 11, 56] have succeeded in attacking end-to-end speech recognition models. With the development of the newer model architectures, universal attack [37] and attack that targeting commercial platforms [74] are proposed. As the speech foundation models become prominent, they are the new target of adversarial attacks [38, 51, 52]. Our work leverages the adversarial attack sample training scheme, and target at reducing the encoding redundancy in the speech foundation models.

**LLM speculative decoding** Speculative decoding (SD) to speech up LLM inference typically follows a “generate first, verify later” pattern [33, 61, 69, 72]. Inspired by similar techniques in LLMs, Whisper Speculative Decoding [17] is proposed for speech processing. It utilizes a smaller, distilled model to generate a tentative result with low latency, and verifies it by a larger, fully-fledged model later. However, this SD method cannot be directly applied to reduce latency in our design because our system needs timestamp outputs during inference for audio buffer management. Timestamp tokens may vary across consecutive inferences and disrupt our verification process.

**Language models on heterogeneous processors** Deploying language models to heterogeneous processors on edge computing platforms has gained significant attention, which aims to utilize as much available resource as possible while meeting strict latency and power consumption requirements. It can be achieved via mapping transformer models between CPU and GPU [59], or transfer partial optimizer states to CPU during training [55]. There exist other works to address memory-bound scenarios, e.g., offloading a portion of the model parameters to CPU memory [18, 60], and storing key-value caches in CPU memory [26, 28]. In contrast, our work focuses on serving SSP tasks, and strives to balance between lowering latency and providing satisfying SSP performance.

## 8 CONCLUSIONS

We present Whisper-T, a novel system for efficient inference of speech foundation models on streaming speech processing tasks. Whisper-T contributes hush word, beam pruning, and a new pipeline design tailored for edge and mobile devices. With all optimizations combined, Whisper-T reduces the per-word latency by up to 4.7× and enables operation with power consumption <10 W on portable devices.

## REFERENCES

- [1] Faster streaming support issue 137 of whisper.cpp, 2024. Accessed: 2024-11-3.
- [2] Speech to text with the azure openai whisper model, 2024. Accessed: 2024-10-30.
- [3] Josh Achiam, Steven Adler, Sandhini Agarwal, Lama Ahmad, Ilge Akkaya, Florencia Leoni Aleman, Diogo Almeida, Janko Altmenschmidt, Sam Altman, Shyamal Anadkat, et al. Gpt-4 technical report. *arXiv preprint arXiv:2303.08774*, 2023.
- [4] Moustafa Alzantot, Bharathan Balaji, and Mani Srivastava. Did you hear that? adversarial examples against automatic speech recognition. *arXiv preprint arXiv:1801.00554*, 2018.
- [5] Apple. Apple macbook air tech specs, 2024. Accessed: 2024-10-30.
- [6] Dzmitry Bahdanau, Kyunghyun Cho, and Yoshua Bengio. Neural machine translation by jointly learning to align and translate. *CoRR*, abs/1409.0473, 2014.
- [7] J. Baker. The dragon system—an overview. *IEEE Transactions on Acoustics, Speech, and Signal Processing*, 23(1):24–29, 1975.
- [8] Richard Bellman and Robert Kalaba. A mathematical theory of adaptive control processes. *Proceedings of the National Academy of Sciences*, 45(8):1288–1290, 1959.
- [9] Suzanne V Blackley, Jessica Huynh, Liqin Wang, Zfania Korach, and Li Zhou. Speech recognition for clinical documentation from 1990 to 2018: a systematic review. *Journal of the american medical informatics association*, 26(4):324–338, 2019.
- [10] Tom Brown, Benjamin Mann, Nick Ryder, Melanie Subbiah, Jared D Kaplan, Prafulla Dhariwal, Arvind Neelakantan, Pranav Shyam, Girish Sastry, Amanda Askell, Sandhini Agarwal, Ariel Herbert-Voss, Gretchen Krueger, Tom Henighan, Rewon Child, Aditya Ramesh, Daniel Ziegler, Jeffrey Wu, Clemens Winter, Chris Hesse, Mark Chen, Eric Sigler, Mateusz Litwin, Scott Gray, Benjamin Chess, Jack Clark, Christopher Berner, Sam McCandlish, Alec Radford, Ilya Sutskever, and Dario Amodei. Language models are few-shot learners. In H. Larochelle, M. Ranzato, R. Hadsell, M.F. Balcan, and H. Lin, editors, *Advances in Neural Information Processing Systems*, volume 33, pages 1877–1901. Curran Associates, Inc., 2020.
- [11] Nicholas Carlini and David Wagner. Audio adversarial examples: Targeted attacks on speech-to-text. In *2018 IEEE security and privacy workshops (SPW)*, pages 1–7. IEEE, 2018.
- [12] Peter Cawley et al. <https://github.com/corsix/amx>, 2022. Accessed: 2024-10-30.
- [13] Yuxuan Chen, Xuejing Yuan, Jiangshan Zhang, Yue Zhao, Shengzhi Zhang, Kai Chen, and Xiaofeng Wang. {Devil’s} whisper: A general approach for physical adversarial attacks against commercial black-box speech recognition devices. In *29th USENIX Security Symposium (USENIX Security 20)*, pages 2667–2684, 2020.
- [14] Alexis Conneau, Min Ma, Simran Khanuja, Yu Zhang, Vera Axelrod, Siddharth Dalmia, Jason Riesa, Clara Rivera, and Ankur Bapna. Fleurs: Few-shot learning evaluation of universal representations of speech. In *2022 IEEE Spoken Language Technology Workshop (SLT)*, pages 798–805. IEEE, 2023.
- [15] Ken H Davis, R Biddulph, and Stephen Balashek. Automatic recognition of spoken digits. *The Journal of the Acoustical Society of America*, 24(6):637–642, 1952.
- [16] Jacob Devlin, Ming-Wei Chang, Kenton Lee, and Kristina Toutanova. Bert: Pre-training of deep bidirectional transformers for language understanding. In *Proceedings of the 2019 Conference of the North American Chapter of the Association for Computational Linguistics: Human Language Technologies, Volume 1 (Long and Short Papers)*, pages 4171–4186, 2019.
- [17] Sanchit Gandhi. Speculative decoding for 2x faster whisper inference, 2023. Accessed: 2024-7-21.
- [18] Georgi Gerganov. `ggerganov/llama.cpp`, 2022. Accessed: 2024-10-30.
- [19] Georgi Gerganov. `ggerganov/whisper.cpp`, 2022. Accessed: 2024-10-30.
- [20] Alex Graves. Sequence transduction with recurrent neural networks. *arXiv preprint arXiv:1211.3711*, 2012.
- [21] Awni Hannun, Jagrit Digani, Angelos Katharopoulos, and Ronan Collobert. MLX: Efficient and flexible machine learning on apple silicon, 2023.
- [22] P Hayes-Roth, M Fox, G Gill, DJ Mostow, and R Reddy. Speech understanding systems: Summary of results of the five-year research effort, 1976.
- [23] Yanzhang He, Tara N Sainath, Rohit Prabhavalkar, Ian McGraw, Raziel Alvarez, Ding Zhao, David Rybach, Anjuli Kannan, Yonghui Wu, Ruoming Pang, et al. Streaming end-to-end speech recognition for mobile devices. In *ICASSP 2019-2019 IEEE International Conference on Acoustics, Speech and Signal Processing (ICASSP)*, pages 6381–6385. IEEE, 2019.
- [24] François Hernandez, Vincent Nguyen, Sahar Ghannay, Natalia Tomashenko, and Yannick Esteve. Ted-lium 3: Twice as much data and corpus repartition for experiments on speaker adaptation. In *Speech and Computer: 20th International Conference, SPECOM 2018, Leipzig, Germany, September 18–22, 2018, Proceedings 20*, pages 198–208. Springer, 2018.
- [25] Takaaki Hori, Shinji Watanabe, Yu Zhang, and William Chan. Advances in joint ctc-attention based end-to-end speech recognition with a deep cnn encoder and rnn-lm. *arXiv preprint arXiv:1706.02737*, 2017.
- [26] Chien-Chin Huang, Gu Jin, and Jinyang Li. Swapadvisor: Pushing deep learning beyond the gpu memory limit via smart swapping. In *Proceedings of the Twenty-Fifth International Conference on Architectural Support for Programming Languages and Operating Systems, ASPLOS ’20*, page 1341–1355, New York, NY, USA, 2020. Association for Computing Machinery.
- [27] Norman P. Jouppi, Cliff Young, Nishant Patil, David Patterson, Gaurav Agrawal, Raminder Bajwa, Sarah Bates, Suresh Bhatia, Nan Boden, Al Borchers, Rick Boyle, Pierre-luc Cantin, Clifford Chao, Chris Clark, Jeremy Coriell, Mike Daley, Matt Dau, Jeffrey Dean, Ben Gelb, Tara Vazir Ghaemmaghami, Rajendra Gottipati, William Gulland, Robert Hagmann, C. Richard Ho, Doug Hogberg, John Hu, Robert Hundt, Dan Hurt, Julian Ibarz, Aaron Jaffey, Alek Jaworski, Alexander Kaplan, Harshit Khaitan, Daniel Killebrew, Andy Koch, Naveen Kumar, Steve Lacy, James Laudon, James Law, Diemthu Le, Chris Leary, Zhuyuan Liu, Kyle Lucke, Alan Lundin, Gordon MacKean, Adriana Maggiore, Maire Mahony, Kieran Miller, Rahul Nagarajan, Ravi Narayanaswami, Ray Ni, Kathy Nix, Thomas Norrie, Mark Omernick, Narayana Penukonda, Andy Phelps, Jonathan Ross, Matt Ross, Amir Salek, Emad Samadiani, Chris Severn, Gregory Sizikov, Matthew Snelham, Jed Souter, Dan Steinberg, Andy Swing, Mercedes Tan, Gregory Thorson, Bo Tian, Horia Toma, Erick Tuttle, Vijay Vasudevan, Richard Walter, Walter Wang, Eric Wilcox, and Doe Hyun Yoon. In-datacenter performance analysis of a tensor processing unit. *SIGARCH Comput. Archit. News*, 45(2):1–12, June 2017.

- [28] Jaehoon Jung, Jinpyo Kim, and Jaejin Lee. Deepum: Tensor migration and prefetching in unified memory. In *Proceedings of the 28th ACM International Conference on Architectural Support for Programming Languages and Operating Systems, Volume 2*, ASPLOS 2023, page 207–221, New York, NY, USA, 2023. Association for Computing Machinery.
- [29] Daniel Jurafsky. *Speech and language processing*, 2000.
- [30] Anjuli Kannan, Arindrima Datta, Tara N Sainath, Eugene Weinstein, Bhuvana Ramabhadran, Yonghui Wu, Ankur Bapna, Zhifeng Chen, and Seungji Lee. Large-scale multilingual speech recognition with a streaming end-to-end model. *arXiv preprint arXiv:1909.05330*, 2019.
- [31] Jared Kaplan, Sam McCandlish, Tom Henighan, Tom B Brown, Benjamin Chess, Rewon Child, Scott Gray, Alec Radford, Jeffrey Wu, and Dario Amodei. Scaling laws for neural language models. *arXiv preprint arXiv:2001.08361*, 2020.
- [32] Kwangyoum Kim, Suwon Shon, Yi-Te Hsu, Prashant Sridhar, Karen Livescu, and Shinji Watanabe. Convolution-augmented parameter-efficient fine-tuning for speech recognition. In *Proc. Interspeech 2024*, pages 2830–2834, 2024.
- [33] Sehoon Kim, Karttikeya Mangalam, Suhong Moon, John Canny, Jitendra Malik, Michael W. Mahoney, Amir Gholami, and Kurt Keutzer. Speculative decoding with big little decoder. In *Advances in Neural Information Processing Systems*. Curran Associates, Inc., 2023.
- [34] Danni Liu, Gerasimos Spanakis, and Jan Niehues. Low-latency sequence-to-sequence speech recognition and translation by partial hypothesis selection. In *Interspeech*, 2020.
- [35] Dominik Macháček, Raj Dabre, and Ondřej Bojar. Turning whisper into real-time transcription system. *arXiv preprint arXiv:2307.14743*, 2023.
- [36] Niko Moritz, Takaaki Hori, and Jonathan Le. Streaming automatic speech recognition with the transformer model. In *ICASSP 2020-2020 IEEE International Conference on Acoustics, Speech and Signal Processing (ICASSP)*, pages 6074–6078. IEEE, 2020.
- [37] Paarth Neekhara, Sheheen Hussain, Prakhar Pandey, Shlomo Dubnov, Julian McAuley, and Farinaz Koushanfar. Universal adversarial perturbations for speech recognition systems. *arXiv preprint arXiv:1905.03828*, 2019.
- [38] Raphael Olivier and Bhiksha Raj. There is more than one kind of robustness: Fooling whisper with adversarial examples. *arXiv preprint arXiv:2210.17316*, 2022.
- [39] Long Ouyang, Jeffrey Wu, Xu Jiang, Diogo Almeida, Carroll Wainwright, Pamela Mishkin, Chong Zhang, Sandhini Agarwal, Katarina Slama, Alex Ray, et al. Training language models to follow instructions with human feedback. *Advances in neural information processing systems*, 35:27730–27744, 2022.
- [40] Vassil Panayotov, Guoguo Chen, Daniel Povey, and Sanjeev Khudanpur. Librispeech: an asr corpus based on public domain audio books. In *2015 IEEE international conference on acoustics, speech and signal processing (ICASSP)*, pages 5206–5210. IEEE, 2015.
- [41] Pratyush Patel, Esha Choukse, Chaojie Zhang, Aashaka Shah, Íñigo Goiri, Saeed Maleki, and Ricardo Bianchini. Splitwise: Efficient generative llm inference using phase splitting. In *2024 ACM/IEEE 51st Annual International Symposium on Computer Architecture (ISCA)*, pages 118–132. IEEE, 2024.
- [42] Yifan Peng, Siddharth Dalmaia, Ian Lane, and Shinji Watanabe. Branchformer: Parallel mlp-attention architectures to capture local and global context for speech recognition and understanding. In *International Conference on Machine Learning*, pages 17627–17643. PMLR, 2022.
- [43] Yifan Peng, Yui Sudo, Muhammad Shakeel, and Shinji Watanabe. Owsn-ctc: An open encoder-only speech foundation model for speech recognition, translation, and language identification. *arXiv preprint arXiv:2402.12654*, 2024.
- [44] Yifan Peng, Jinchuan Tian, William Chen, Siddhant Arora, Brian Yan, Yui Sudo, Muhammad Shakeel, Kwanghee Choi, Jiatong Shi, Xuankai Chang, et al. Owsn v3. 1: Better and faster open whisper-style speech models based on e-branchformer. *arXiv preprint arXiv:2401.16658*, 2024.
- [45] Yifan Peng, Jinchuan Tian, Brian Yan, Dan Berrebbi, Xuankai Chang, Xinjian Li, Jiatong Shi, Siddhant Arora, William Chen, Roshan Sharma, et al. Reproducing whisper-style training using an open-source toolkit and publicly available data. In *2023 IEEE Automatic Speech Recognition and Understanding Workshop (ASRU)*, pages 1–8. IEEE, 2023.
- [46] David Poeppel, William J Idsardi, and Virginie Van Wassenhove. Speech perception at the interface of neurobiology and linguistics. *Philosophical Transactions of the Royal Society B: Biological Sciences*, 363(1493):1071–1086, 2008.
- [47] Alec Radford. Improving language understanding by generative pre-training. 2018.
- [48] Alec Radford, Jong Wook Kim, Tao Xu, Greg Brockman, Christine McLeavey, and Ilya Sutskever. Robust speech recognition via large-scale weak supervision. In *International conference on machine learning*, pages 28492–28518. PMLR, 2023.
- [49] Alec Radford, Jeffrey Wu, Rewon Child, David Luan, Dario Amodei, Ilya Sutskever, et al. Language models are unsupervised multitask learners. *OpenAI blog*, 1(8):9, 2019.
- [50] Vyas Raina and Mark Gales. Controlling whisper: Universal acoustic adversarial attacks to control speech foundation models, 2024.
- [51] Vyas Raina and Mark Gales. Controlling whisper: Universal acoustic adversarial attacks to control speech foundation models. *arXiv preprint arXiv:2407.04482*, 2024.
- [52] Vyas Raina, Rao Ma, Charles McGhee, Kate Knill, and Mark Gales. Muting whisper: A universal acoustic adversarial attack on speech foundation models, 2024.
- [53] Rohit Ranchal, Teresa Taber-Doughty, Yiren Guo, Keith Bain, Heather Martin, J. Paul Robinson, and Bradley S. Duerstock. Using speech recognition for real-time captioning and lecture transcription in the classroom. *IEEE Transactions on Learning Technologies*, 6(4):299–311, 2013.
- [54] Kanishka Rao, Haşim Sak, and Rohit Prabhavalkar. Exploring architectures, data and units for streaming end-to-end speech recognition with rnn-transducer. In *2017 IEEE Automatic Speech Recognition and Understanding Workshop (ASRU)*, pages 193–199. IEEE, 2017.
- [55] Jie Ren, Samyam Rajbhandari, Reza Yazdani Aminabadi, Olatunji Ruwase, Shuangyan Yang, Minjia Zhang, Dong Li, and Yuxiong He. ZeRO-Offload: Democratizing Billion-Scale model training. In *2021 USENIX Annual Technical Conference (USENIX ATC 21)*, pages 551–564. USENIX Association, July 2021.
- [56] Lea Schönherr, Katharina Siobhan Kohls, Steffen Zeiler, Thorsten Holz, and Dorothea Kolossa. Adversarial attacks against automatic speech recognition systems via psychoacoustic hiding. *ArXiv*, abs/1808.05665, 2018.
- [57] Rustam Shadiev, Wu-Yuin Hwang, Nian-Shing Chen, and Yueh-Min Huang. Review of speech-to-text recognition technology for enhancing learning. *Journal of Educational Technology & Society*, 17(4):65–84, 2014.
- [58] Yuan Shangguan, Rohit Prabhavalkar, Hang Su, Jay Mahadeokar, Yangyang Shi, Jiatong Zhou, Chunyang Wu, Duc Le, Ozlem Kalinli, Christian Fuegen, et al. Dissecting user-perceived latency of on-device e2e speech recognition. *arXiv preprint arXiv:2104.02207*, 2021.
- [59] Yixin Song, Zeyu Mi, Haotong Xie, and Haibo Chen. Powerinfer: Fast large language model serving with a consumer-grade gpu. *arXiv preprint arXiv:2312.12456*, 2023.
- [60] Yixin Song, Zeyu Mi, Haotong Xie, and Haibo Chen. Powerinfer: Fast large language model serving with a consumer-grade gpu. In

- Proceedings of the ACM SIGOPS 30th Symposium on Operating Systems Principles*, SOSP '24, page 590–606, New York, NY, USA, 2024. Association for Computing Machinery.
- [61] Xin Sun, Tao Ge, Furu Wei, and Houfeng Wang. Instantaneous grammatical error correction with shallow aggressive decoding. *arXiv preprint arXiv:2106.04970*, 2021.
- [62] Christian Szegedy, Wojciech Zaremba, Ilya Sutskever, Joan Bruna, Dumitru Erhan, Ian J. Goodfellow, and Rob Fergus. Intriguing properties of neural networks. In Yoshua Bengio and Yann LeCun, editors, *2nd International Conference on Learning Representations, ICLR 2014, Banff, AB, Canada, April 14–16, 2014, Conference Track Proceedings*, 2014.
- [63] Anshuman Tripathi, Jaeyoung Kim, Qian Zhang, Han Lu, and Hasim Sak. Transformer transducer: One model unifying streaming and non-streaming speech recognition. *arXiv preprint arXiv:2010.03192*, 2020.
- [64] Gokhan Tur, Andreas Stolcke, Lynn Voss, John Dowding, Benoît Favre, Raquel Fernández, Matthew Frampton, Michael Frandsen, Clint Frederickson, Martin Graciarena, et al. The calo meeting speech recognition and understanding system. In *2008 IEEE Spoken Language Technology Workshop*, pages 69–72. IEEE, 2008.
- [65] A Vaswani. Attention is all you need. *Advances in Neural Information Processing Systems*, 2017.
- [66] Haoyu Wang, Guoqiang Hu, Guodong Lin, Wei-Qiang Zhang, and Jian Li. Simul-whisper: Attention-guided streaming whisper with truncation detection. *arXiv preprint arXiv:2406.10052*, 2024.
- [67] Rongxiang Wang and Felix Xiaozhu Lin. Turbocharge speech understanding with pilot inference, 2024.
- [68] Bingyang Wu, Shengyu Liu, Yinmin Zhong, Peng Sun, Xuanzhe Liu, and Xin Jin. Loongserve: Efficiently serving long-context large language models with elastic sequence parallelism. In *Proceedings of the ACM SIGOPS 30th Symposium on Operating Systems Principles*, SOSP '24, page 640–654, New York, NY, USA, 2024. Association for Computing Machinery.
- [69] Heming Xia, Tao Ge, Furu Wei, and Zhifang Sui. Lossless speedup of autoregressive translation with generalized aggressive decoding. *arXiv preprint arXiv:2203.16487*, 2022.
- [70] Wayne Xiong, Jasha Droppo, Xuedong Huang, Frank Seide, Michael L Seltzer, Andreas Stolcke, Dong Yu, and Geoffrey Zweig. Toward human parity in conversational speech recognition. *IEEE/ACM Transactions on Audio, Speech, and Language Processing*, 25(12):2410–2423, 2017.
- [71] Daliang Xu, Hao Zhang, Liming Yang, Ruiqi Liu, Gang Huang, Mengwei Xu, and Xuanzhe Liu. Empowering 1000 tokens/second on-device llm prefilling with mllm-npu. *arXiv preprint arXiv:2407.05858*, 2024.
- [72] Nan Yang, Tao Ge, Liang Wang, Binxing Jiao, Daxin Jiang, Linjun Yang, Rangan Majumder, and Furu Wei. Inference with reference: Lossless acceleration of large language models. *arXiv preprint arXiv:2304.04487*, 2023.
- [73] Qian Zhang, Han Lu, Hasim Sak, Anshuman Tripathi, Erik McDermott, Stephen Koo, and Shankar Kumar. Transformer transducer: A streamable speech recognition model with transformer encoders and rnn-t loss. In *ICASSP 2020 - 2020 IEEE International Conference on Acoustics, Speech and Signal Processing (ICASSP)*, pages 7829–7833, 2020.
- [74] Baolin Zheng, Peipei Jiang, Qian Wang, Qi Li, Chao Shen, Cong Wang, Yunjie Ge, Qingyang Teng, and Shenyi Zhang. Black-box adversarial attacks on commercial speech platforms with minimal information. In *Proceedings of the 2021 ACM SIGSAC conference on computer and communications security*, pages 86–107, 2021.
- [75] Yinmin Zhong, Shengyu Liu, Junda Chen, Jianbo Hu, Yibo Zhu, Xuanzhe Liu, Xin Jin, and Hao Zhang. {DistServe}: Disaggregating prefill and decoding for goodput-optimized large language model serving. In *18th USENIX Symposium on Operating Systems Design and Implementation (OSDI 24)*, pages 193–210, 2024.