
LABELING NIDS RULES WITH MITRE ATT&CK TECHNIQUES: MACHINE LEARNING VS. LARGE LANGUAGE MODELS

Nir Daniel 

Ben-Gurion University of the Negev
Cyber@BGU
Israel
nirdanie@post.bgu.ac.il

Florian Klaus Kaiser

Agnostic Intelligence AG
Switzerland
kaiserf@agnostic-intelligence.com

Shay Giladi, Sapir Sharabi, Raz Moyal, Shalev Shpolyansky

Ben-Gurion University of the Negev
Israel
{shaygila,sapsh,razmoy,maisha}@post.bgu.ac.il

Andres Murillo

Fujitsu
Japan
andres_murillo@sutd.edu.sg

Aviad Elyashar 

Shamoon College of Engineering
Cyber@BGU
Israel
aviade@post.bgu.ac.il

Rami Puzis 

Ben-Gurion University of the Negev
Cyber@BGU
Israel
puzis@bgu.ac.il

December 17, 2024

ABSTRACT

Analysts in Security Operations Centers (SOCs) are often occupied with time-consuming investigations of alerts from Network Intrusion Detection Systems (NIDS). Many NIDS rules lack clear explanations and associations with attack techniques, complicating the alert triage and the generation of attack hypotheses. Large Language Models (LLMs) may be a promising technology to reduce the alert explainability gap by associating rules with attack techniques. In this paper, we investigate the ability of three prominent LLMs (ChatGPT, Claude, and Gemini) to reason about NIDS rules while labeling them with MITRE ATT&CK tactics and techniques. We discuss prompt design and present experiments performed with 973 Snort rules. Our results indicate that while LLMs provide explainable, scalable, and efficient initial mappings, traditional Machine Learning (ML) models consistently outperform them in accuracy, achieving higher precision, recall, and F1-scores. These results highlight the potential for hybrid LLM-ML approaches to enhance SOC operations and better address the evolving threat landscape.

Keywords Cyber threat intelligence · Alerts investigation · Natural language processing

1 Introduction

Network Intrusion Detection Systems (NIDS), such as Snort¹ or Suricata², analyze network traffic to identify and mitigate potential threats. In this way, NIDS rules provide an efficient means of identifying specific attack procedures [1]. NIDS-generated alerts must be interpreted by security analysts to extract relevant information to understand ongoing attacks. To mitigate detected attacks, a security analyst needs to construct valid hypotheses regarding attack techniques

¹<https://www.snort.org/>

²<https://suricata.io/>

and attackers’ intentions, generating actionable insights [2]. Leveraging on such actionable insights, security analysts are empowered to take appropriate countermeasures.

The increasing sophistication and diversity of cyber attacks necessitates a complex rule-based approach in NIDS (i.e. leading to a significant number of rules NIDS operate on). The plethora of different NIDS rules analysts need to understand and the lack of links between those rules (e.g. Snort) and comprehensive Cyber Threat Intelligence (CTI) requires significant skills, attention, and cyber security expertise [3]. Given the scarcity of experienced security analysts, the need for labeled NIDS rules supporting (and partially automating) the process of identifying attacks, detecting adversary behavior, and hypothesize about probable next steps is highlighted in recent publications [4].

To reduce human effort and help analysts keep up with malicious actors, companies are increasingly incorporating Artificial Intelligence (AI) into their security workflows [5]. A primary application of AI is automating the investigation of security events, which helps alleviate alert fatigue among analysts. Beyond this, AI presents numerous opportunities to enhance defensive security operations. Hereby, Large Language Models (LLMs) are being used to automate various cyber security tasks that previously relied on human effort [6] [7]. By automating these processes, AI allows security professionals to focus on higher-level tasks, adding significant value to organizations and society.

In this paper, we utilize AI to enrich NIDS rules with relevant MITRE ATT&CK Techniques³, easing the analysts work in extracting actionable insights into ongoing attacks and craft hypotheses.

We investigate the feasibility of using three open-accessible LLMs to assist cyber security professionals. The research problem targeted within this work is formulated by Guerra et al. [8] and Gjerstad et al. [9], demanding for novel methods for labeling high volumes of network traffic related data with high quality and speed. Namely, we explore, optimize and evaluate the usage of ChatGPT⁴, Claude⁵, and Gemini⁶ to automate the labeling of Snort rules with MITRE ATT&CK tactics and techniques, thereby suggesting information about the current state of a cyber attack.

Our main contributions are as follows:

- A dataset of 973 labeled Snort community NIDS rules;
- formalizing NIDS rule labeling as a conditional text generation problem, treating it as a maximization task;
- introducing a workflow for employing LLMs to labeling NIDS rules with MITRE ATT&CK tactics and techniques and generating an automated Machine Learning (ML)-based labeling procedure;
- three ML models for labeling NIDS rules, automatically generated and trained by LLMs.

Using LLMs for labeling NIDS rules provides two main advantages: Firstly, it is possible to explain each technique suggestion. The provided explanations and reasoning given through the LLMs can be especially beneficial for analysts with limited expertise in cyber security (e.g., limited experience). Second, when using LLMs we utilize the knowledge base on which they are trained, which contains cyber security knowledge from a wide range of different data sources including incident reports but also hacker chatter, etc. ML-models on the other side frequently provide superior performance within the tasks provided however, while results are frequently limited with respect to their explainability.

The rest of the paper is structured as follows. Section 2 gives relevant background. Section 3 presents related work. In section 4 the methods, dataset and experiments are presented. In section 5 we introduce the results. Section 6 provides the discussion. Section 7 contains a summary of the main insights and provides a research outlook.

2 Background

2.1 Cyber Threat Intelligence

Cyber Threat Intelligence (CTI) is a proactive approach in computer and network security [10], focusing on the collection and analysis of data to derive actionable insights into potential or ongoing attacks. These insights improve decision-making processes by enabling the selection of appropriate defensive measures [11]. As outlined by Chismon et al. [11], CTI can be categorized into four types based on focus and depth:

- *Strategic CTI* Aimed at non-technical audiences [12], this high-level intelligence assists organizational leaders in understanding the broader implications of cyber activities, including potential risks and their impacts.

³<https://attack.mitre.org/>

⁴<https://chatgpt.com/>

⁵<https://claude.ai/>

⁶<https://gemini.google.com/>

- *Operational CTI* Provides detailed insights on impending attacks, consumed primarily by senior security staff, such as heads of incident response teams. This intelligence supports day-to-day decision-making, but access is often limited to advanced organizations or nation-states.
- *Tactical CTI* Known as Tactics, Techniques, and Procedures (TTPs), this intelligence details adversary methodologies and is used by Security Operations Centers (SOCs) to test and enhance defensive measures
- *Technical CTI* Provides raw data, such as IP addresses or hash values, which are time-sensitive and must be used promptly as they can quickly become obsolete

Another categorization of CTI is based on its source, which can be either **network-based** or **host-based**.

Low-level CTI, including Indicators of Compromise (IoC), is especially valuable for automating cyber security processes, enabling more efficient decision-making [13]. Tools such as Threat Hunting (TH), Endpoint Detection and Response (EDR), and Intrusion Detection System (IDS) often rely on technical and tactical CTI to identify and address potential threats [14]. A great potential is hereby based on the ability to expand the levels of automation [14] and aid organizations gaining visibility of the threat landscape, identify attacks and the TTPs confronted with, as well as to effectively respond to an attack [15].

The MITRE ATT&CK framework is an essential resource for CTI, providing a curated knowledge base of adversarial behavior, which includes detailed mappings of post-compromise tactics and techniques across various platforms [16]. According to Strom et al. [16], the ATT&CK framework centers on understanding how external adversaries infiltrate and act within computer networks. It therefore serves as an extensive database of tactical CTI, encompassing post-compromise adversary TTPs across various operating systems, including Windows, Linux, and macOS. Additionally, it spans multiple technological domains such as enterprise environments, mobile devices, cloud systems, and Industrial Control Systems (ICS). As of November 2024, the ATT&CK framework includes 203 attack techniques and 453 sub-techniques associated with 14 tactics for enterprise systems and 84 techniques linked to 12 tactics specific to ICS.

2.2 Intrusion Detection Systems

IDS can be differentiated to Host-based Intrusion Detection Systems (HIDS) and NIDS [17]. The visibility coverage of different IDS depends especially on the data sources they analyze. NIDS, for example, offer only limited visibility inside the host machine [18]. Therefore, only a limited set of attack techniques is detectable with high confidence relying on NIDS. Likewise, HIDS provide restricted visibility by being limited on the analysis of system logs. In an effort to systemize the analysis of data log source quality, visibility coverage, and detection coverage, Detect Tactics, Techniques & Combat Threats (*DeTT&CK*) was developed⁷. *DeTT&CK* provides a useful means to analyze the visibility coverage of different intrusion detection systems and techniques identifiable through investigations of specific data sources.

Snort⁸ is a lightweight NIDS built on the Libpcap library, offering efficient packet filtering capabilities [19]. Snort rules, which are straightforward and easily interpreted, are divided into two primary components [20] (see Fig. 1): The first component, known as the header, specifies attributes such as action, protocol, source and destination addresses, source and destination ports, and traffic direction. The second component, known as the rule options, contains a list of keyword and argument pairs enclosed within parentheses. These elements collectively enable Snort to detect and respond to specific network-based attack patterns effectively.

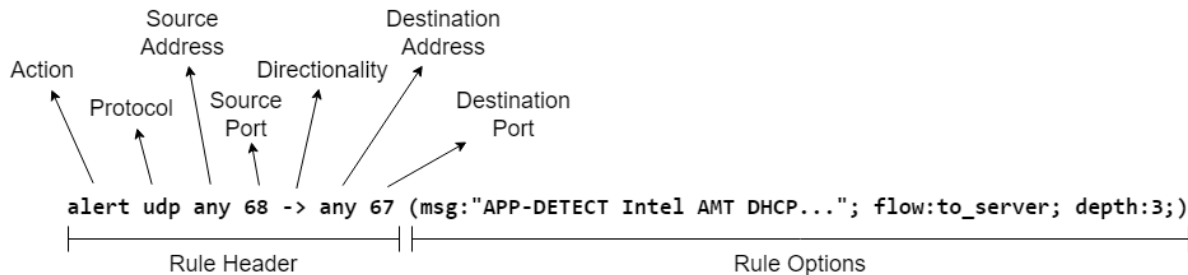


Figure 1: Snort rule example

⁷<https://github.com/rabobank-cdc/DeTTECT>

⁸<https://www.snort.org/>

2.3 Large Language Models

Generative Pre-trained Transformers (GPTs) are among the most advanced LLMs currently available, known for their ability to process and analyze complex tasks across various fields. This study leverages ChatGPT-4 along with other state-of-the-art LLMs, including Claude and Gemini, to enhance cyber security workflows. These models, with their advanced reasoning capabilities, have demonstrated potential in automating expert-driven processes [6].

In cyber security, LLMs are gaining recognition for their dual utility in both defensive and offensive applications [21]. On the offensive side, LLMs have raised concerns due to their ability to facilitate malicious activities, such as generating phishing emails or creating sophisticated attack scripts [22]. On the defensive side, however, these models have emerged as powerful tools for automating labor-intensive tasks [23]. Their vast training datasets, which include security-related knowledge, allow them to support cyber security experts by generating actionable insights and assisting in complex decision-making processes.

This work explores a further use case in analyzing the feasibility of using LLMs to label NIDS rules with MITRE ATT&CK techniques and furthermore provide contextual explanations for each label. By leveraging the comprehensive training and reasoning capabilities of models such as ChatGPT, Claude, and Gemini, we aim to evaluate and compare their effectiveness in enriching CTI workflows. This marks a significant advancement in the adoption of LLMs as a scalable and efficient means to assist security analysts in mitigating and understanding ongoing threats.

3 Related Work

Ishibashi et al. [24] highlights the need to implement AI-powered NIDS and construct labeled training datasets. Gjerstad [9] highlights the lack and motivates the generation of labeled cyber security data sets (i.a., CTI labeled reports, and labeled host-based, network-based data).

The increasing capabilities of LLMs lead to rising adoption in different fields. Due to the high volume and speed of CTI sharing, automation of labeling can be considered a necessary means for staying on top of potential perpetrators of cyber attacks.

3.1 Labeling reports with CTI

Husari et al. [25] present TTPDrill, a method for extracting TTPs from unstructured text. As part of the extraction process, TTPDrill uses a text-mining approach that combines natural language processing and information retrieval. Another tool for extracting TTPs from reports named rcATT is introduced by Legoy et al. [26]. This tool is based on Multi-Class Multi-Label Classifier (MCML-C), trained on reports mapped to TTPs. Mendsaikhan et al. [27] adopt Multi Label Classification (ML-C) on vectors from vulnerability descriptions (reports) and linking those vectors to adversary techniques. Extractor [28] furthermore is capable of extracting attack behaviors as provenance graphs from unstructured text. TIM [29], represents a threat context-enhanced TTPs intelligence mining framework operating on unstructured data. With AttacKG Li et al. [30] introduced a similar tool that extracts techniques from reports. The most recent work on the extraction of TTPs from reports is TTPHunter [31] which targets APT reports taking advantage of SecureBERT [32].

The above methods are intended for extracting TTPs from unstructured text. However, it is unclear how they will perform on structured CTI sources and on input that demands for a high level of expertise and context information such as NIDS rules (e.g. an understanding of benign and malicious network flows and link techniques that generate such network traffic).

3.2 Labeling of host-related data with CTI

Landauer et al. [17] introduce a method targeting the labeling within HIDS. The method proposed aims at labeling system logs.

Gabrys et al. [33] integrate LLMs and ML to map host-based Wazuh IDS rules to MITRE ATT&CK techniques, achieving high classification accuracy and enhancing alert interpretability. Their focus on host-based rules, which describe processes and endpoint events, aligns more directly with ATT&CK techniques compared to network-based rules.

Compared to those works presented, our work focuses on network-based intrusion detection rather than on host-based intrusion detection. Although the work presented by Gabrys et al. [33] is comparable with respect to the use of LLMs and ML the entirely different focus on NIDS rules differentiates the works substantially.

3.3 Labeling of network-related data with CTI

3.3.1 Labeling Network Packets

According to McPhee [34], approaches for network-based detection of ATT&CK techniques based on network sensors, are focused only on Windows-specific protocols, and do not cover different types of systems (e.g., ICS). For this purpose, McPhee [34] demonstrated the use of the network monitoring system Zeek⁹ for the detection of techniques in those environments. While this can be very useful, his approach involved manually defining the detection method for each individual technique, which requires expert knowledge and represents a time-consuming task. Arafune et al. [35] specifically target ICS and develop an automated TH, which detects attacks in network traffic using open-source tools. In their approach, they are linking network traffic to attack techniques, however, their method is signature-based, meaning that a human analyst still needs to perform the work of labeling at least one time for each signature, in order to be able to identify the techniques matching that signature.

Garcia, Valeros [36] introduce a tool to label Zeek network flows with parts of MITRE ATT&CK framework. Also, Masumi et al. [37] focus on labeling network packets to attack information. Gjerstad [9] presents an approach for labeling network data sets using MITRE CALDERA, a tool developed for experts to test the security of their systems. The approach is based on matching techniques already labeled in the CALDERA reports to attack traffic generated by simulations. Furthermore, Bagui et al. [4] introduce a dataset containing network traffic which is labeled using the MITRE ATT&CK framework. Within the work, a network data set is crafted using Zeek and PCAPs. The mapping is based on a rule-based mapping process where link to a specific ATT&CK technique are generated using pre-configured mappings (i.e. already labeled mission logs) and does not describe the process of labeling it. A further tool called RADAR [38] can identify malicious behavior in network traffic. As part of its methodology, it detects TTPs from network traffic using both feature-based and heuristic-based detection rules. One of RADAR’s limitations is that the feature-based rules are generated manually for every technique the system needs to support, which results in a small number of techniques currently supported by the system - only 17 techniques.

Jüttner et al. [39] propose ChatIDS, a system that employs LLMs to translate IDS alerts into intuitive explanations and actionable countermeasures for non-expert users, aiming to improve cyber security in home and small network environments. By focusing on accessibility, ChatIDS simplifies alerts to help users understand threats and respond appropriately without requiring technical expertise. In contrast, our work uses LLMs to label NIDS rules with MITRE ATT&CK techniques, providing detailed, actionable insights for professional analysts. While ChatIDS emphasizes ease of use and comprehensibility, our solution is designed to enhance the efficiency and precision of high-level CTI workflows in complex, large-scale cyber security operations (labeling with standardized machine readable labels and explainable mappings). The evaluation methods further highlight these differences. ChatIDS relies on qualitative feedback from interdisciplinary experts to assess usability and practical applicability for non-technical users. In contrast, our study uses quantitative metrics—precision, recall, and F1-score—to evaluate the accuracy and scalability of LLMs, reflecting its focus on meeting the demands of expert-driven, operational environments.

3.3.2 Network Intrusion Detection Rules Labeling

The work closest to ours is presented by Lin et al. [3]. They propose a mechanism for labeling NIDS rules with 12 attack tactics using text mining and machine learning (esp. Decision Tree (DT), K-Nearest Neighbor (KNN), Support Vector Machines (SVM), and Random Forest (RF)), in order to aid experts during the TH process. They reach a F1-score of approximately 0.9. In their work, labeling of rules is restricted to tactics significantly limiting its usability. Furthermore, it is easier than labeling rules with techniques, since currently, there are only 26 tactics, whereas there are at least 203 techniques (see section 2.1). Furthermore, Daniel et al. [40], provide a proof of concept demonstrating the potential of ChatGPT as a tool for enriching NIDS rules with MITRE ATT&CK techniques.

We expand the approach presented in Daniel et al. [40] by (1) expanding the dataset of labeled rules, and provide it as a benchmarking, training or comparing tool for other researches in the field, (2) incorporating additional LLMs, specifically Claude and Gemini, to evaluate their effectiveness in performing similar tasks, (3) expanding labeling workflow to cover NIDS rules labeling comprehensively relying on MITRE ATT&CK (labeling NIDS rules with tactics and techniques). Furthermore, we formalize the task of labeling NIDS rules as a conditional text generation problem and contribute a comprehensive prompt engineering approach.

Besides investigating the ability of LLMs to label NIDS rules, we introduce three ML-models for NIDS rule labeling. This broader investigation enables a comparative analysis of LLMs and ML-models capabilities and provides deeper insights into the applicability of AI for automating cyber security processes.

⁹<https://zeek.org/>

Table 1 provides an overview of related work highlighting some key extensions we incorporated within our work ¹⁰.

Table 1: Related work

Citation	Labeling		Evaluation	LLM	Methodology	
	Input	Output			ML	Other
Husari et al. [25]	Reports	TA; T	Quantitative	-	SVM	TF-IDF
Legoy et al. [26]	Reports	TA; T	Quantitative	-	SVM; ML-C; MCML-C	TF;TF-IDF; Word2Vec
Mendsaikhan et al. [27]	Reports	T	Quantitative	-	ML-C	TF-IDF; Bag of Words
Satvat et al.[28]	Reports	T	Quantitative	BERT	-	-
You et al. [29]	Reports	TA; T	Quantitative	-	-	TF-IDF
Rani et al. [31]	Reports	TA; T	Quantitative	SecureBERT	-	-
Li et al. [30]	Reports	T	Quantitative	-	-	Regex; NER; LCA
Landauer et al. [17]	Host-based logs	TA; T	Qualitative	-	-	Rule-based
Gabrys et al. [33]	HIDS-rules	TA; T	Quantitative	BERT	-	-
McPhee [34]	Network traffic (Zeek)	T	Quantitative	-	-	Rule-based
Arafune et al. [35]	Network traffic	TA; T	Quantitative	-	SVM	-
Garcia, Valeros [36]	Network traffic	T	Qualitative; Quantitative	-	-	Rule-based
Masumi et al. [37]	Network traffic	AT	Quantitative	-	-	Correlation analysis
Gjerstad [9]	Network traffic	T	Qualitative	-	-	Rule-based
Bagui et al. [4]	Network traffic	TA; T	Not specified	-	-	Rule-based
Sharma et al. [38]	Network traffic	TA; T	Quantitative	-	-	Rule-based
Jüttner et al. [39]	IDS alerts (Surricata, Snort, Zeek)	E	Qualitative	ChatGPT	-	-
Lin et al. [3]	NIDS-rules	TA	Quantitative	-	SVM; RF; DT; KNN	TF-IDF
Daniel et al. [40]	NIDS-rules	T	Quantitative	ChatGPT	-	Keyword-based
Our work	NIDS-rules	TA; T	Quantitative	ChatGPT; Claude; Gemini	SVM, RF, GBM	TF-IDF

4 Materials and Methods

Figure 2 presents an overview of the stages discussed in this section. We present two approaches for labeling NIDS rules with MITRE ATT&CK techniques. In the first approach we use LLMs and test different combinations of prompting

¹⁰For increasing readability we use the following abbreviations:
 Attack Type (AT)
 Explanation (E)
 Lowest Common Ancestor (LCA)
 Named Entity Recognition (NER)
 Tactic (TA)
 Technique (T)

strategies as explained in section 4.1. In the second approach (see section 4.2), we test ML models generated by the LLMs themselves. Based on the technique mapping, we label the NIDS rule with the relevant ATT&CK tactic(s) associated with the ATT&CK technique(s). While the aim of this work is to label NIDS rules with ATT&CK techniques, this procedure allows to compare with related work. The rest of this section covers the dataset collection, experiments and evaluation metrics used to compare the performance of the two approaches.

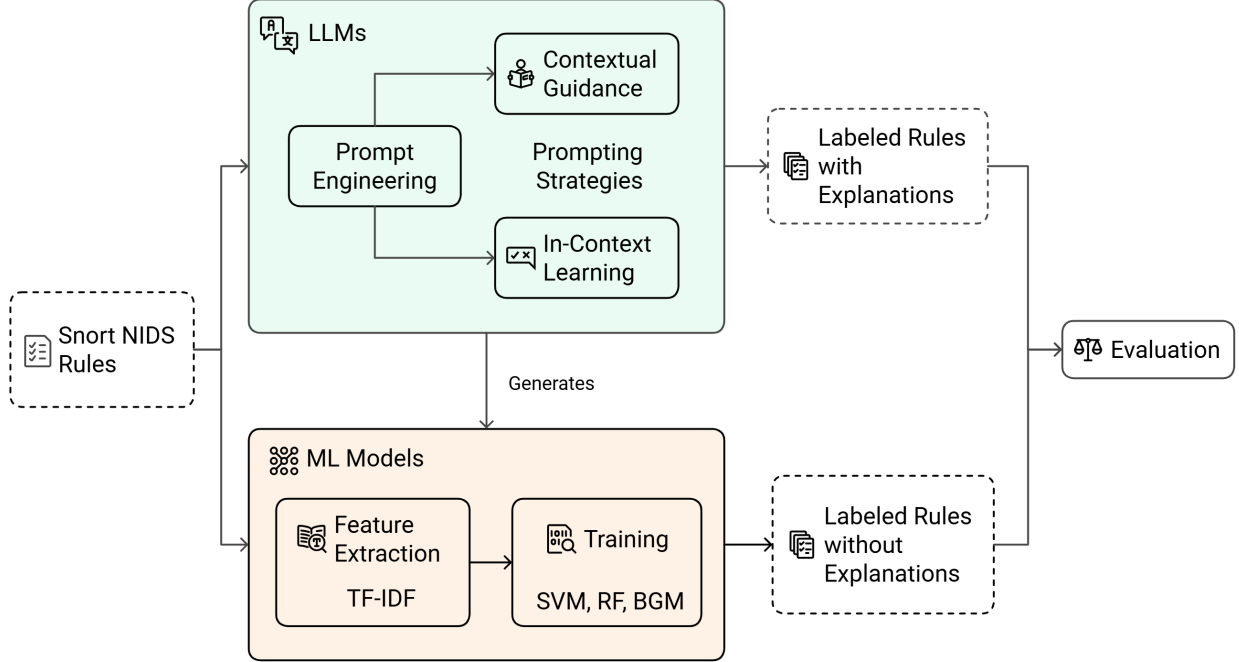


Figure 2: Materials and methods overview

4.1 Prompt Engineering for the NIDS Labeling Task

4.1.1 Problem Definition

In the realm of using LLMs, prompt engineering is a critical task that involves crafting effective cues to guide LLMs in generating desired text outputs. Given the probabilistic nature of outputs generated by LLMs a fundamental challenge in prompt engineering is understanding the probability of a language model generating a specific text given a particular prompt. This probability can be formalized as a conditional probability. The Large Language Model (LLM) based labeling can hence be regarded as a conditional text generation problem.

Let p be a prompt. The goal of engineering a prompt for LLM-based labeling in the context of labeling NIDS rules, is to create a well-defined and efficient prompt p (cue or input given to the LLM) from an input space P that enables accurate labeling of NIDS rules (output). With respect to this, the output of the LLM can be modeled as a function $f(p \in P, x \in X)$ where $x \in X$ is the NIDS rule to be labeled from a set of NIDS rules X . The problem is formulated as a maximization problem as follows.

$$\max_{x,v} g(f(p, x), v) \quad (1)$$

where g describes the applicable evaluation metric (e.g., F1-score for the labeling task) and V is the ground truth. g is thereby defined as the labeling score between the predicted label $v_i^h \in V$ and the ground truth $v_i \in V$ for a given input x_i and prompt p .

The evaluation is based on the dataset D , where $x, v \in D$ is an instance of the dataset with the label x and the true label v where the evaluation metric is calculated based on the average labeling score.

$$\frac{1}{|D|} \sum_{x,v \in D} g(f(p,x),v) \quad (2)$$

4.1.2 Prompt Template Generation

The function describing the output of the LLM can be specified as a function $Pr_{LLM}(y|p)$ where the probability Pr of generating a text y is modeled as a conditional probability depending on p , where p can be decomposed to its key components. The components of p are thereby represented by the task specification S , contextual information C , and methodological guidance M .

$$Pr_{LLM}(y|p) = Pr_{LLM}(y|S, C, M) \quad (3)$$

Each component is optimized based on prompt engineering techniques. The basic task specification S defines the desired output content. Direct questioning was employed to ask explicitly which MITRE ATT&CK technique(s) correspond to a given NIDS rule. We use the meta prompting technique of self-refinement prompting [41] to optimize the basic task specification. In this way, the prompts were refined iteratively based on initial model responses to enhance clarity and reduce ambiguity.

Additionally, contextual guidance (C) was provided within the prompts to direct the model’s focus toward relevant techniques to the NIDS rules. The techniques list (T) provided to the LLM is the complete list of techniques included in MITRE ATT&CK.

With regard to the methodological guidance (M) we tested the use of competition questioning and few-shot In-Context-Learning (ICL). Algorithm 1 describes competition questioning - this method involves dividing list of MITRE ATT&CK techniques into smaller, more manageable batches and conducting multiple rounds of questioning to refine the models’ labeling choices. The complete set of MITRE ATT&CK techniques was divided into 11 batches, and each LLM was tasked with labeling a given NIDS rule using only the techniques from one batch at a time. This strategy can be used to force the models focus on a smaller set of techniques, reducing cognitive load and potentially increasing the accuracy of their initial labeling. After the initial batch-based labeling, each model’s answers were consolidated individually. The same model was then re-queried three additional times, but it was restricted to choose only from the techniques it had selected during the initial batch stage. This iterative process within each model aimed to refine its previous selections, promoting convergence on the most likely techniques.

Furthermore, ICL [42, 43] was applied by supplying examples of correctly labeled NIDS rules to demonstrate the desired output format and reasoning process. A key factor influencing the effectiveness of ICL is the quantity of examples provided. In general, larger quantity of examples increases the effectiveness of ICL jet, the marginal benefit of examples decreases and a saturation can be observed [44]. Further factors influencing the effectiveness of ICL include the distribution of labels within the examples and the ordering of examples [44].

4.2 Machine Learning Approach

The machine learning approach used the same dataset of Snort rules labeled with MITRE ATT&CK techniques as the LLM-based approach. However, in the machine learning experiments, both the training and test sets were utilized to build and evaluate the models. The dataset was split into train and test sets in a balanced manner to ensure a robust evaluation framework. The test set remained the same as the one used for evaluating the LLMs, allowing for a direct comparison of performance between the machine learning models and the LLM-based approach.

A novel aspect of this study is that the entire machine learning pipeline was designed and executed by the LLM itself. This process included selecting suitable models, extracting features, writing code, and executing the machine learning tasks. The LLM had the autonomy to select the best models based on its own knowledge and experience, focusing on maximizing evaluation metrics with an emphasis on the F1-score.

Data preparation involved splitting the dataset into balanced training and test sets to ensure all classes were adequately represented. For feature extraction, the LLMs utilized Term Frequency Inverse Document Frequency (TF-IDF) to convert the Snort rules into numerical features. The MITRE ATT&CK technique IDs were binarized into multiple classes, allowing for multi-label classification. The LLMs autonomously identified TF-IDF as an appropriate feature extraction method and implemented feature selection techniques to retain the most significant features relevant to the classification task.

The LLMs explored various machine learning classifiers suitable for multi-label classification, including RF, SVM, and Gradient Boosting Machine (GBM).

Algorithm 1 Competition questioning

Input:

- LLM: Large Language Model instance
- NIDS_Rule: Network Intrusion Detection System rule to be labeled
- Techniques: Complete list of MITRE ATT&CK techniques
- Batch_Size: Number of techniques per batch

Output:

- Final_Labels: Refined set of techniques associated with the NIDS rule

```

1: Initialize:
2: Selected_Techniques  $\leftarrow \emptyset$ 
3: Technique_Batches  $\leftarrow \text{Divide}(\text{Techniques}, \text{Batch\_Size})$ 
4:
5: Batch-wise Labeling:
6: for each Batch  $\in$  Technique_Batches do
7:   Predicted_Techniques  $\leftarrow \text{Query\_LLM}(\text{NIDS\_Rule}, \text{Batch})$ 
8:   Selected_Techniques  $\leftarrow \text{Selected\_Techniques} \cup \text{Predicted\_Techniques}$ 
9: end for
10:
11: Iterative Refinement:
12: for i  $\leftarrow 1$  to R do ▷ Number of refinement iterations
13:   Refined_Techniques  $\leftarrow \text{Query\_LLM}(\text{NIDS\_Rule}, \text{Selected\_Techniques})$ 
14:   Selected_Techniques  $\leftarrow \text{Refined\_Techniques}$ 
15: end for
16:
17: Output: return Selected_Techniques

```

4.3 Dataset Collection

To build a dataset comprising labeled NIDS rules (e.g. Snort), we collected Snort rules from the Snort community rules repository¹¹, focusing on those rules that explicitly referenced MITRE ATT&CK techniques. This involved identifying and extracting rules where their Snort webpage contained a section of MITRE ATT&CK techniques. This approach ensures that the rules contain explicit references to MITRE ATT&CK techniques, providing a direct link between the detection rules and the adversarial techniques they are designed to identify. By selecting rules that included such references, we ensured that the dataset provides a relevant basis for evaluating the performance of various models in the task of automated labeling.

The final dataset comprises 973 rules, each mapped to one or more of 75 unique MITRE ATT&CK techniques.

4.4 Experimental Setup

The dataset was divided into a train and test sets using an 80-20 split, to facilitate the training and evaluation of machine learning models. The training set was used to train the models, while the test set was reserved for the final evaluation to ensure an unbiased performance assessment. The distribution of rules across these sets was balanced to ensure a representative sample of different MITRE ATT&CK techniques in each partition; however, some of the techniques appeared very little in the dataset which made them not feasible to be labeled by the ML models (necessitating a split in a test and training set). Therefore, we removed rules with less than 5 occurrences prior to the split, which left us with a total of 33 unique techniques across 900 rules - 720 in the train set and 180 in the test. The performance of LLMs on the set of 42 rare techniques across 73 rules was also evaluated separately, using the prompt template that achieved the highest F1 score by each LLM on the test set.

Figure 3 presents the percentage of occurrences of each technique out of the total number of occurrences of techniques in the set - for both the train and the test sets. Figure 4 shows the percentage of occurrences of each tactic out of the total number of occurrences of tactics in the set - for both the train and the test sets.

Three LLMs - ChatGPT (chatgpt-4-turbo), Claude (claude-3-sonnet-20240229), and Gemini (gemini-1.0-pro) — were employed to assess their effectiveness in labeling NIDS rules with MITRE ATT&CK techniques. These models

¹¹<https://www.snort.org/faq/what-are-community-rules>

Algorithm 2 Machine learning-based approach for Snort rule labeling**Input**

- LLM: Large Language Model instance
- NIDS_Rule: Network Intrusion Detection System rule to be labeled
- Techniques: Complete list of MITRE ATT&CK techniques
- R: Number of iterations for model tuning
- Model_Type: Set of model types (RF, SVM, GBM)

Output

- Final_Model: Trained machine learning model with selected features

```

1: Initialize:
2: Dataset(NIDS_Rule, Techniques)
3: Selected_Features  $\leftarrow \emptyset$ 
4: Model  $\leftarrow$  Null
5:
6: Feature Extraction:
7: TF-IDF_Features  $\leftarrow$  Extract_TF-IDF(Dataset)
8: Selected_Features  $\leftarrow$  Feature_Selection(TF-IDF_Features)
9:
10: Model Selection:
11: for each Model_Type do
12:   Model  $\leftarrow$  Train_Model(Model_Type, Selected_Features, Train_Set)
13: end for
14:
15: Model Tuning:
16: for  $i \leftarrow 1$  to  $R$  do
17:   Best_Model  $\leftarrow$  Select_Best_Model(Models)
18:   Refined_Model  $\leftarrow$  Refine_Model(Best_Model)
19: end for
20:
21: Output: return Best_Model

```

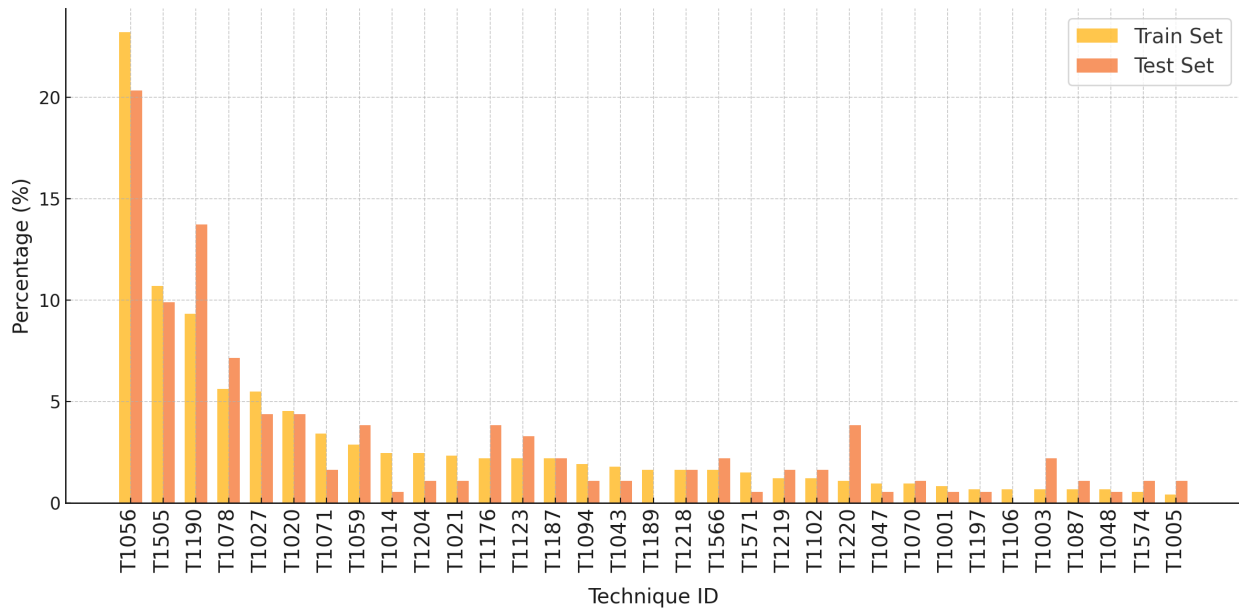


Figure 3: Distribution rules across ATT&CK techniques for both the train and the test sets

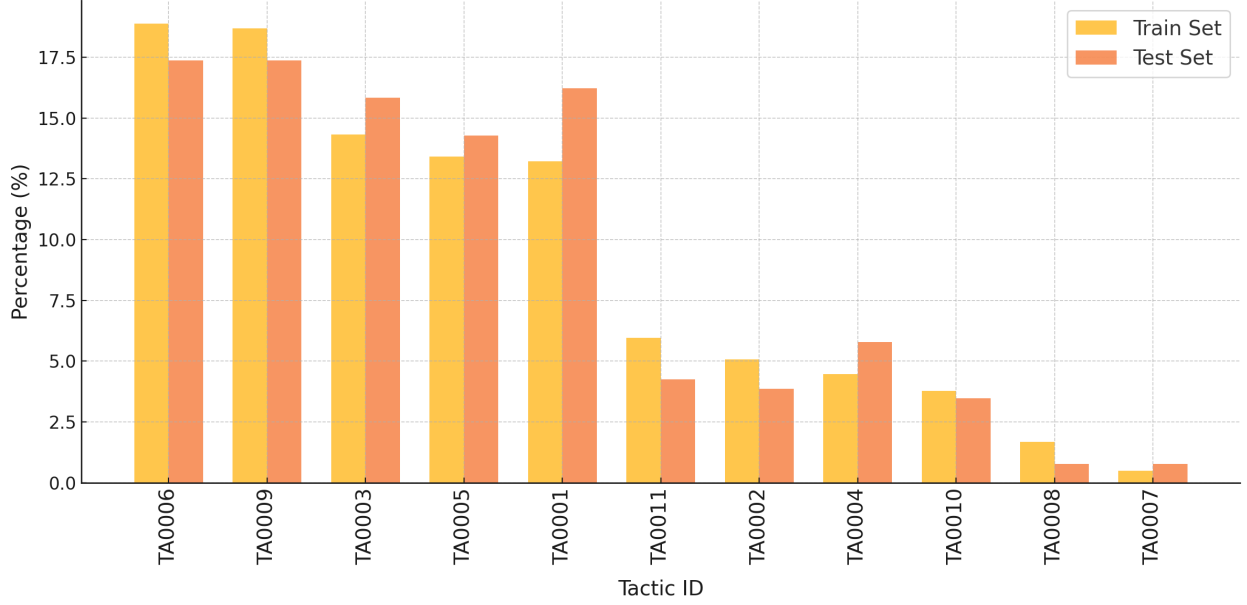


Figure 4: Distribution rules across ATT&CK tactics for both the train and the test sets

were chosen due to their advanced capabilities in processing complex language tasks, particularly in the context of cybersecurity.

To evaluate the effectiveness of both the LLMs and traditional ML approaches in labeling NIDS rules, a series of experiments were conducted under varying conditions. The experiments were designed to compare the performance of each approach using different configurations and scenarios.

4.4.1 LLM Experiments

The experiments conducted encompassed a comprehensive set of scenarios to evaluate the LLMs’ performance across different conditions. These scenarios were combinations of using (*T*) or not using a techniques guide (no techniques, comprehensive set of techniques), providing methodological guidance by few-shot learning (zero - ICL_0 , one - ICL_1 , or two - ICL_2 examples). Each combination of these options was tested to thoroughly assess the strengths and weaknesses of each model under varying conditions.

4.4.2 Machine Learning Experiments

For the machine learning approach, both the training and test sets were utilized. The experiments involved training several classifiers, and Gradient Boosting Machines, which were selected and configured by the LLMs themselves. Feature extraction was performed using TF-IDF, and hyperparameters tuning was conducted before final testing on the test set.

4.5 Evaluation Metrics

The performance of both LLMs and machine learning models was assessed using precision, recall, and F1-score. These metrics were chosen to provide a balanced evaluation of the models’ abilities to correctly label the rules (precision), cover the relevant techniques (recall), and balance both aspects (F1-score). Micro-averaging was employed for each evaluation metric described above.

$$Precision = \frac{TP}{TP + FP} \quad (4)$$

$$Recall = \frac{TP}{TP + FN} \quad (5)$$

$$F1 - score = \frac{2 \cdot Precision \cdot Recall}{Precision + Recall} \quad (6)$$

We include four baselines which enable to benchmark the results. Top-1 is defined as a frequency-based baseline. It describes a heuristic approach of selecting the most frequent technique as a label. Top-2 consistently describes the heuristic approach of selecting the two top most frequent techniques for each rule as a label. RT-1 is defined as a random baseline of selecting a random technique of the correct tactic. We hereby assume that an analyst is able to correctly identify the tactic detected by the NIDS rule (as there are models that assist in correctly labeling the NIDS rule). Out of the set of techniques related to the correctly identified tactic, the analyst needs to select a random technique as no method is provided that assists in labeling. Likewise, RT-2 describes the baseline when selecting two techniques from the set of techniques corresponding to the correct tactic.

5 Results

The performance of both LLMs and ML models was evaluated in the task of mapping NIDS rules to MITRE ATT&CK techniques furthermore, we conducted a mapping to MITRE ATT&CK tactics to benchmark with published work. Table 2 and Figure 5 summarize the performance of the tested LLMs (Gemini, Claude, and ChatGPT-4) in labeling NIDS rules with ATT&CK tactics and techniques across the different prompt template configurations, while Table 4 summarizes the precision, recall, and F1-score achieved by the ML models trained by the different LLMs on the same dataset. Furthermore, table 3 provides results of the LLMs in labeling rare techniques, where ML are not applicable due to a lack of training data. The performance variations of the chosen baseline heuristics across the test set (see table 2 and the rare techniques set (see table 3) highlight the different underlying complexities of the tasks involved in labeling NIDS rules. The baselines demonstrate differing effectiveness depending on the structure and characteristics of the set tested on. Given this, the test results must be evaluated with these underlying complexities in mind.

Table 2: Performance of LLM models across different configurations.

Model	Prompt Template	Techniques			Tactics		
		Precision	Recall	F1-score	Precision	Recall	F1-score
Gemini	<i>ICL</i> ₀	0.20	0.14	0.16	0.24	0.26	0.25
	<i>ICL</i> ₁	0.34	0.24	0.28	0.34	0.39	0.36
	<i>ICL</i> ₂	0.30	0.18	0.23	0.29	0.28	0.29
	T- <i>ICL</i> ₀	0.41	0.28	0.33	0.38	0.45	0.41
	T- <i>ICL</i> ₁	0.60	0.48	0.53	0.50	0.66	0.57
	T- <i>ICL</i> ₂	0.55	0.48	0.48	0.46	0.60	0.52
Claude	<i>ICL</i> ₀	0.29	0.40	0.34	0.39	0.57	0.46
	<i>ICL</i> ₁	0.28	0.41	0.33	0.39	0.60	0.47
	<i>ICL</i> ₂	0.31	0.42	0.36	0.42	0.64	0.51
	T- <i>ICL</i> ₀	0.51	0.59	0.55	0.57	0.79	0.66
	T- <i>ICL</i> ₁	0.57	0.60	0.59	0.59	0.80	0.68
	T- <i>ICL</i> ₂	0.63	0.61	0.62	0.61	0.80	0.69
ChatGPT	<i>ICL</i> ₀	0.45	0.27	0.34	0.50	0.45	0.47
	<i>ICL</i> ₁	0.46	0.29	0.36	0.49	0.47	0.48
	<i>ICL</i> ₂	0.35	0.30	0.32	0.44	0.50	0.47
	T- <i>ICL</i> ₀	0.56	0.55	0.56	0.62	0.69	0.65
	T- <i>ICL</i> ₁	0.66	0.58	0.62	0.62	0.69	0.65
	T- <i>ICL</i> ₂	0.70	0.55	0.62	0.66	0.72	0.69
Baseline	Approach						
	Top-1	0.2	0.2	0.2	0.25	0.34	0.29
	Top-2	0.17	0.34	0.22	0.24	0.5	0.33
	RT-1	0.06	0.05	0.05	N/A	N/A	N/A
	RT-2	0.12	0.1	0.1	N/A	N/A	N/A

The presented methodologies significantly outperform the baselines across all prompt template configurations besides Gemini ICL_0 . This shows the general feasibility of applying LLMs within the task of labeling NIDS rules with MITRE ATT&CK techniques and tactics.

The results demonstrate a clear hierarchy in model performance, with Claude and ChatGPT consistently outperforming Gemini across all tested configurations. Claude and ChatGPT exhibited superior performance, achieving higher precision and recall in their responses, regardless of the prompt template used. The highest F1-score for technique (0.62) and tactic labeling (0.69) were reached under the $T-ICL_2$ configuration, which provided example-driven contextualization and methodological guidance. While ChatGPT provides superior results with regard to precision, Claude has its strength in providing higher levels of recall.

Unlike Claude and ChatGPT, Gemini demonstrated the highest performance within the $T-ICL_1$ setup (with an F1 score of 0.53 for technique labeling and 0.57 for tactics labeling). Furthermore, Gemini showed the highest performance increase when combining contextual and methodological guidance.

Within our experiments we reached significantly higher performance than previous works reaching maximal F1-score of 0.32 using the same model of ChatGPT employed in this work as well as with ChatGPT-3.5 where an F1-score of 0.49 has been reached [40]. While Daniel et al. [40] combine labels of different results our workflow allows to reach more precise results through improved prompt design.

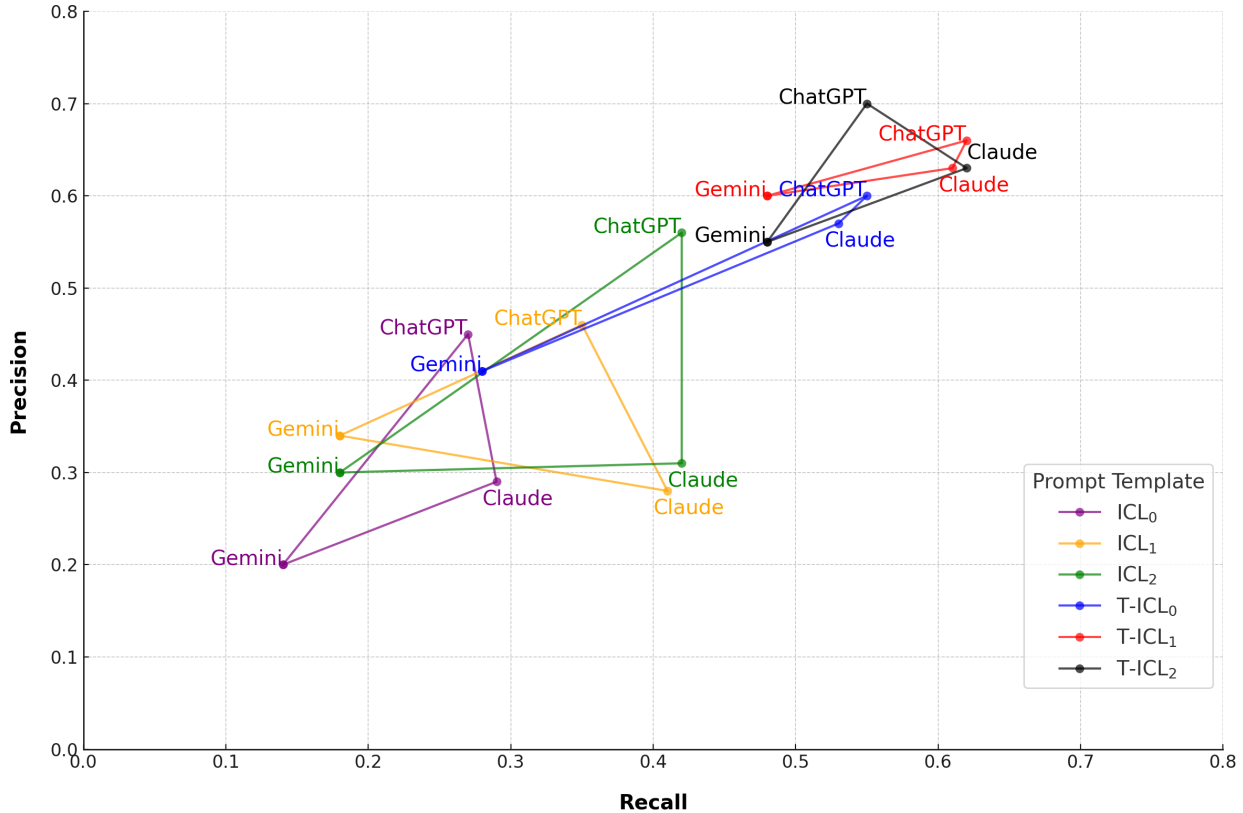


Figure 5: Precision and recall of LLM-based technique labeling across different configurations

When comparing the different configurations of the prompt template, the contextual guidance shows a greater effect on the probability that the LLM selects the right label (the $T-ICL_0$ prompt template outperforms ICL_2). The superior performance with the $T-ICL_2$ prompt template demonstrates the value of providing both contextual information and methodological guidance (specifically ICL) within the prompts.

Table 3 shows the results attained by the LLMs (with their best performing prompt template configuration as demonstrated using the test set; see table 2) when labeling is performed on the rare techniques set. Gemini, Claude and ChatGPT show comparable performance within their best performing configurations. Overall the reached performance of the LLMs in labeling rare techniques is low. However, compared to the baselines computed, the LLMs perform

superior proofing their value for labeling rarely seen techniques (e.g. if labeled data is scarce). Gemini performs especially good in labeling tactics, suggesting that closely related techniques (techniques of the same tactic) were frequently proposed in technique labeling task.

Table 3: Performance of LLMs in rare technique labeling.

Model	Prompt Template	Techniques			Tactics		
		Precision	Recall	F1-score	Precision	Recall	F1-score
Gemini	<i>T-ICL₁</i>	0.22	0.21	0.22	0.29	0.38	0.33
Claude	<i>T-ICL₂</i>	0.23	0.18	0.20	0.26	0.29	0.27
ChatGPT	<i>T-ICL₂</i>	0.29	0.19	0.23	0.28	0.26	0.27
Approach							
Baseline	Top-1	0.05	0.05	0.05	0.09	0.09	0.09
	Top-2	0.05	0.11	0.08	0.13	0.22	0.17
	RT-1	0.04	0.04	0.04	N/A	N/A	N/A
	RT-2	0.09	0.09	0.09	N/A	N/A	N/A

Table 4: Performance of ML models developed by the different LLMs.

Developing Model	ML Model	Techniques			Tactics		
		Precision	Recall	F1-score	Precision	Recall	F1-score
Gemini	SVM	0.88	0.87	0.87	0.91	0.92	0.92
Claude	SVM	0.86	0.85	0.85	0.91	0.92	0.91
ChatGPT	SVM	0.92	0.70	0.79	0.96	0.77	0.85

Within our tests, all ML models outperformed the LLMs across all metrics. The SVM model trained by Gemini on the labeled dataset achieved the highest overall performance in technique labeling, with a precision of 0.88, recall of 0.87, and an F1-score of 0.87. The SVM model trained by Claude achieved an F1-score of 0.85, supported by a precision of 0.86 and recall of 0.85. Finally, SVM trained by ChatGPT performed worse than the other models, achieving an F1-score of 0.79, with the highest precision of 0.92 and the lowest recall of 0.70. For tactic labeling, the models trained by Claude (F1-score of 0.91) and Gemini (F1-score of 0.92) showed competitive results. Slightly worse the SVM trained by ChatGPT performs at a F1-score of 0.85.

Overall, the ML models exhibited greater consistency and robustness compared to the LLMs. For labeling tactics, our approach achieves a F1-score of 0.92 (ML-model trained and developed by Gemini), demonstrating comparable performance to previously published tools in labeling attack tactics [3]. The results indicate strong precision, recall, and F1 scores for labeling NIDS rules with tactics, providing comparable performance to existing ML-based methods for labeling NIDS rules with tactics [3]. Furthermore, the presented models provide a good basis for decreasing the alert explainability gap by providing highly precise tactic labels for NIDS rules.

6 Discussion

The results highlight clear differences between the LLM-based and ML-based approaches for mapping NIDS rules to MITRE ATT&CK, both in terms of performance metrics and potential practical applications. We reached comparable results as presented by related work with regard to tactic labeling [3] while designing the workflow for technique labeling. Furthermore, we introduce the first work elaborating on the labeling of NIDS rules with MITRE ATT&CK techniques and contribute a methodology for labeling based on LLMs and ML-models.

6.1 LLM Performance and Insights

The LLMs demonstrated variable performance depending on the configuration and prompt design. Highlighting the need for efficient prompt engineering.

The results of our comparative evaluation of Claude, ChatGPT, and Gemini with regard to their capabilities in the context of NIDS rule labeling across multiple prompt configurations reveal significant performance discrepancies. Claude and ChatGPT consistently outperformed Gemini in terms of recall and precision. Gemini exhibited the poorest performance in all configurations tested. These findings warrant further exploration of the factors influencing the observed performance variations. Furthermore, in future research additional prompt design techniques and LLMs should be tested to further boost performance of LLMs for the proposed labeling task allowing the practical application within SOCs.

The reached performances of Claude and ChatGPT reaching F1 scores greater than 0.6 underscores the utility of incorporating using LLMs for labeling techniques. Furthermore, with regard to the prompt templates the superiority of the $T-ICL_2$ templates proves the benefits of example-driven prompts that guide the model toward task-specific reasoning. Yet, while ICL allows LLMs to leverage examples provided directly within the prompt to improve performance on a given task, it may not always be the most efficient strategy, particularly in resource-constrained environments. One key limitation of ICL is that it increases computational costs and token usage, especially when large examples or numerous prompt tokens are required. This results in higher compute costs and longer response times, which can be prohibitive in large-scale or real-time applications.

6.2 ML Model Superiority

The ML models demonstrated superior performance across all datasets achieving the highest F1-scores (0.87 for technique labeling and 0.92 for tactic labeling) when trained by Gemini. This result emphasizes the strength of supervised learning, particularly when trained on well-annotated datasets. The ML models' precision scores, such as 0.92 for the SVM model trained on ChatGPT in technique labeling and 0.96 in tactic labeling, were notably higher than those of the LLMs, reflecting their ability to minimize false positives effectively.

The strong performance of ML models can be attributed to their capacity to exploit structured feature representations, such as TF-IDF vectors, to identify patterns within the dataset. However, it is worth noting that the success of the ML approach heavily depends on the quality of the training data.

6.3 Comparative Implications

While LLMs offer flexibility and the ability to generate explanations for their predictions, their lower performance metrics suggest that they are at least currently better suited for tasks where interpretability and generalization are more important than raw accuracy. On the other hand, ML models excel in precision and recall but rely on high-quality labeled datasets and cannot inherently provide reasoning for their decisions. Yet, if no labeled datasets are available ML models can be trained on, LLMs can provide significant value in early stages of generating labeled datasets especially if the LLMs are used to assist human analysts by generating candidate labels (human in the loop processes). LLMs can thereby take advantage of their ability to understand NIDS rules and generate labels especially in setups with partial information.

A hybrid approach could harness the strengths of both methods: LLMs could be employed for initial labeling and to provide contextual explanations, while ML models could refine these labels for deployment in high-stakes applications requiring high precision and recall. Future work could explore ensemble strategies or the integration of LLM-generated insights into ML feature engineering to further enhance performance.

7 Conclusions

Within this study we present a dataset comprising 973 labeled NIDS rules. The collected dataset serves as a useful resource for the cybersecurity research community, providing a ground truth for developing and testing new methods for mapping NIDS rules to MITRE ATT&CK techniques. This dataset can be utilized in future studies to benchmark model performance and explore new approaches to enhancing NIDS capabilities.

The experiments we conduct on the basis of this dataset underscore the potential of leveraging both LLMs and ML techniques to automate the labeling of NIDS rules with MITRE ATT&CK techniques and tactics. LLMs such as ChatGPT, Claude, and Gemini demonstrated their ability to provide contextual and explainable mappings, particularly when optimized through prompt engineering and contextual guidance. Among these, ChatGPT achieved the best overall performance, highlighting its potential to assist security analysts in tasks requiring contextual reasoning. However, their precision and recall scores, while promising, were consistently outperformed by supervised ML models trained on the same dataset.

The ML models, particularly SVM, showcased superior accuracy, benefiting from well-defined feature extraction and robust training datasets generated by the LLMs. The high precision and recall achieved by the ML models affirm their applicability for high-stakes scenarios where accuracy is critical. However, these models rely heavily on high-quality, pre-labeled datasets, a limitation that could restrict scalability to broader domains without significant initial manual effort.

A key contribution of this study is the collection of a large dataset of 973 Snort NIDS rules mapped to MITRE ATT&CK techniques and tactics. This dataset not only serves as a foundation for the evaluations conducted in this work but also provides a valuable resource for the cyber security research community. It can be leveraged for training, benchmarking, and further improving both LLM- and ML-based methods for CTI enrichment.

A key finding of this study is the complementary nature of LLMs and ML models. While LLMs provide a flexible and scalable framework for generating initial labels and explanations, ML models excel in refining these labels to achieve superior performance metrics. This synergy suggests the feasibility of a hybrid approach where LLMs are used for initial data enrichment and add explainability and ML models for final labeling.

Building on these findings, several directions can be pursued:

- **Prompt engineering:** Further prompt engineering techniques could be used to increase performance. Furthermore, the effect of improving contextual guidance by restricting the technique set to relevant techniques detectable with NIDS (e.g. selected based on DETT&CT) should be investigated.
- **Hybrid Approaches:** Future research could explore hybrid frameworks that integrate LLMs for initial rule labeling and ML models for fine-tuning. This approach may combine the scalability of LLMs with the precision of ML models.
- **Domain-Specific Fine-Tuning:** Fine-tuning LLMs with domain-specific datasets could improve their accuracy and reduce the need for extensive prompt engineering. This would be particularly beneficial for complex domains such as ICS.
- **Enhanced Feature Engineering:** ML models could benefit from incorporating additional features, such as contextual relationships within rules or temporal correlations, to further boost their labeling accuracy.
- **Evaluation on Diverse Datasets:** Expanding the evaluation to include datasets from different domains and attack scenarios will ensure generalizability and robustness of the proposed methods.
- **Explainable AI:** While LLMs inherently provide explainability through natural language outputs, enhancing ML models with interpretable explanations could improve trust and adoption in operational environments.

In conclusion, this study demonstrates that automated labeling of NIDS rules is both feasible and effective using a combination of LLMs and ML techniques. By addressing the challenges of scalability, accuracy, and domain adaptation, the proposed approaches can significantly enhance the capabilities of cyber security analysts in mitigating evolving threats.

8 Abbreviations

The following abbreviations are used in this manuscript:

AT	Attack Type
AI	Artificial Intelligence
CTI	Cyber Threat Intelligence
DT	Decision Tree
GBM	Gradient Boosting Machine
GPTs	Generative Pre-trained Transformers
HIDS	Host-based Intrusion Detection Systems
ICL	In-Context-Learning
ICS	Industrial Control Systems
IDS	Intrusion Detection System
IoC	Indicators of Compromise
E	Explanation
EDR	Endpoint Detection and Response

KNN	K-Nearest Neighbor
LCA	Lowest Common Ancestor
LLM	Large Language Model
LLMs	Large Language Models
MCML-C	Multi-Class Multi- Label Classifier
ML	Machine Learning
ML-C	Multi Label Classification
NER	Named Entity Recognition
NIDS	Network Intrusion Detection Systems
RF	Random Forest
SOCs	Security Operations Centers
SVM	Support Vector Machines
T	Technique
TA	Tactic
TH	Threat Hunting
TF	Term Frequency
TF-IDF	Term Frequency Inverse Document Frequency
TTPs	Tactics, Techniques, and Procedures

References

- [1] S Chakrabarti, Mohuya Chakraborty, and Indraneel Mukhopadhyay. Study of snort-based IDS. In *Proceedings of the International Conference and Workshop on Emerging Trends in Technology*, pages 43–47, 2010.
- [2] Aviad Elitzur, Rami Puzis, and Polina Zilberman. Attack hypothesis generation. In *2019 European Intelligence and Security Informatics Conference (EISIC)*, pages 40–47. IEEE, 2019.
- [3] Sheng-Xiang Lin, Zong-Jyun Li, Tzu-Yang Chen, and Dong-Jie Wu. Attack tactic labeling for cyber threat hunting. In *2022 24th International Conference on Advanced Communication Technology (ICACT)*, pages 34–39. IEEE, 2022.
- [4] Sikha S Bagui, Dustin Mink, Subhash C Bagui, Tirthankar Ghosh, Russel Plenkers, Tom McElroy, Stephan Dulaney, and Sajida Shabanali. Introducing uwf-zeekdata22: A comprehensive network traffic dataset based on the MITRE ATT&CK framework. *Data*, 8(1):18, 2023.
- [5] Michael Sentonas. Crowdstrike introduces Charlotte AI, Generative AI Security Analyst - Crowdstrike, May 2023.
- [6] Petter Törnberg. Chatgpt-4 outperforms experts and crowd workers in annotating political twitter messages with zero-shot learning. *arXiv preprint arXiv:2304.06588*, 2023.
- [7] Cai Long, Kayle Lowe, Andre dos Santos, Jessica Zhang, Alaa Alanazi, Daniel O’Brien, Erin Wright, and David Cote. Evaluating ChatGPT4 in canadian otolaryngology-head and neck surgery board examination using the CVSA model. *medRxiv*, pages 2023–05, 2023.
- [8] Jorge Luis Guerra, Carlos Catania, and Eduardo Veas. Datasets are not enough: Challenges in labeling network traffic. *Computers & Security*, 120:102810, 2022.
- [9] Julie Lidahl Gjerstad. Generating labelled network datasets of apt with the mitre caldera framework. Master’s thesis, 2022.
- [10] Valentina Palacin. *Practical threat intelligence and data-driven threat hunting*. Packt Publishing, 2021.
- [11] David Chismon and Martyn Ruks. Threat intelligence: Collecting, analysing, evaluating. *MWR InfoSecurity Ltd*, 3(2):36–42, 2015.
- [12] Ashraf Haddad, Najwa Aaraj, Preslav Nakov, and Septimiu Fabian Mare. Automated mapping of CVE vulnerability records to MITRE CWE weaknesses. *arXiv preprint arXiv:2304.11130*, 2023.
- [13] Roman Daszczyszak, Dan Ellis, Steve Luke, and Sean Whitley. Ttp-based hunting. Technical report, MITRE CORP MCLEAN VA, 2019.

- [14] Florian Klaus Kaiser, Uriel Dardik, Aviad Elitzur, Polina Zilberman, Nir Daniel, Marcus Wiens, Frank Schultmann, Yuval Elovici, and Rami Puzis. Attack hypotheses generation based on threat intelligence knowledge graph. *IEEE Transactions on Dependable and Secure Computing*, 2023.
- [15] Xiaojing Liao, Kan Yuan, XiaoFeng Wang, Zhou Li, Luyi Xing, and Raheem Beyah. Acing the IOC game: Toward automatic discovery and analysis of open-source cyber threat intelligence. In *Proceedings of the 2016 ACM SIGSAC conference on computer and communications security*, pages 755–766, 2016.
- [16] Blake E Strom, Andy Applebaum, Doug P Miller, Kathryn C Nickels, Adam G Pennington, and Cody B Thomas. MITRE ATT&CK®: Design and philosophy. 2020.
- [17] Max Landauer, Maximilian Frank, Florian Skopik, Wolfgang Hotwagner, Markus Wurzenberger, and Andreas Rauber. A framework for automatic labeling of log datasets from model-driven testbeds for hids evaluation. In *Proceedings of the 2022 ACM Workshop on Secure and Trustworthy Cyber-Physical Systems*, pages 77–86, 2022.
- [18] Suad Mohammed Othman, Nabeel T Alsohybe, Fadl Mutaher Ba-Alwi, and Ammar Thabit Zahary. Survey on intrusion detection system types. *International Journal of Cyber-Security and Digital Forensics*, 7(4):444–463, 2018.
- [19] YingHui Peng and HongJie Wang. Design and implementation of network intrusion detection system based on snort and ntop. In *2012 International Conference on Systems and Informatics (ICSAI2012)*, pages 116–120. IEEE, 2012.
- [20] Nattawat Khamphakdee, Nunnapus Benjamas, and Saiyan Saiyod. Improving intrusion detection system based on Snort rules for network probe attack detection. In *2014 2nd International Conference on Information and Communication Technology (ICoICT)*, pages 69–74. IEEE, 2014.
- [21] Farzad Nourmohammadzadeh Motlagh, Mehrdad Hajizadeh, Mehryar Majd, Pejman Najafi, Feng Cheng, and Christoph Meinel. Large language models in cybersecurity: State-of-the-art. *arXiv preprint arXiv:2402.00891*, 2024.
- [22] Gabriela Tod-Răileanu and Sabina-Daniela Axinte. ChatGPT-information security overview. In *International Conference on Cybersecurity and Cybercrime*, volume 10, 2023.
- [23] Yilun Liu, Shimin Tao, Weibin Meng, Feiyu Yao, Xiaofeng Zhao, and Hao Yang. Logprompt: Prompt engineering towards zero-shot and interpretable log analysis. In *Proceedings of the 2024 IEEE/ACM 46th International Conference on Software Engineering: Companion Proceedings*, pages 364–365, 2024.
- [24] Ryosuke Ishibashi, Kohei Miyamoto, Chansu Han, Tao Ban, Takeshi Takahashi, and Jun'ichi Takeuchi. Generating labeled training datasets towards unified network intrusion detection systems. *IEEE Access*, 10:53972–53986, 2022.
- [25] Ghaith Husari, Ehab Al-Shaer, Mohiuddin Ahmed, Bill Chu, and Xi Niu. Ttpdrill: Automatic and accurate extraction of threat actions from unstructured text of CTI sources. In *Proceedings of the 33rd annual computer security applications conference*, pages 103–115, 2017.
- [26] Valentine Legoy, Marco Caselli, Christin Seifert, and Andreas Peter. Automated retrieval of ATT&CK tactics and techniques for cyber threat reports. *arXiv preprint arXiv:2004.14322*, 2020.
- [27] Otgonpurev Mendsaikhan, Hirokazu Hasegawa, Yukiko Yamaguchi, and Hajime Shimada. Automatic mapping of vulnerability information to adversary techniques. In *The Fourteenth International Conference on Emerging Security Information, Systems and Technologies SECUREWARE2020*, 2020.
- [28] Kiavash Satvat, Rigel Gjomemo, and VN Venkatakrishnan. Extractor: Extracting attack behavior from threat reports. In *2021 IEEE European Symposium on Security and Privacy (EuroS&P)*, pages 598–615. IEEE, 2021.
- [29] Yizhe You, Jun Jiang, Zhengwei Jiang, Peian Yang, Baoxu Liu, Huamin Feng, Xuren Wang, and Ning Li. TIM: threat context-enhanced TTP intelligence mining on unstructured threat data. *Cybersecurity*, 5(1):3, 2022.
- [30] Zhenyuan Li, Jun Zeng, Yan Chen, and Zhenkai Liang. Attackg: Constructing technique knowledge graph from cyber threat intelligence reports. In *Computer Security—ESORICS 2022: 27th European Symposium on Research in Computer Security, Copenhagen, Denmark, September 26–30, 2022, Proceedings, Part I*, pages 589–609. Springer, 2022.
- [31] Nanda Rani, Bikash Saha, Vikas Maurya, and Sandeep Kumar Shukla. TTPHunter: Automated extraction of actionable intelligence as TTPs from narrative threat reports. In *Proceedings of the 2023 Australasian Computer Science Week*, pages 126–134. 2023.
- [32] Ehsan Aghaei, Xi Niu, Waseem Shadid, and Ehab Al-Shaer. Securebert: A domain-specific language model for cybersecurity. In *International Conference on Security and Privacy in Communication Systems*, pages 39–56. Springer, 2022.

- [33] Ryan Gabrys, Mark Bilinski, Sunny Fugate, and Daniel Silva. Using natural language processing tools to infer adversary techniques and tactics under the mitre att&ck framework. In *2024 IEEE 14th Annual Computing and Communication Workshop and Conference (CCWC)*, pages 0541–0547. IEEE, 2024.
- [34] Michael McPhee. Methods to employ zeek in detecting MITRE ATT&CK techniques. 2020.
- [35] Masumi Arafune, Sidharth Rajalakshmi, Luigi Jaldon, Zahra Jadidi, Shantanu Pal, Ernest Foo, and Nagarajan Venkatachalam. Design and development of automated threat hunting in industrial control systems. In *2022 IEEE International Conference on Pervasive Computing and Communications Workshops and other Affiliated Events (PerCom Workshops)*, pages 618–623. IEEE, 2022.
- [36] Sebastian Garcia and Veronica Valeros. Towards a better labeling process for network security datasets. *arXiv preprint arXiv:2305.01337*, 2023.
- [37] Kohei Masumi, Chansu Han, Tao Ban, and Takeshi Takahashi. Towards efficient labeling of network incident datasets using tcpreplay and snort. In *Proceedings of the eleventh ACM conference on data and application security and privacy*, pages 329–331, 2021.
- [38] Yashovardhan Sharma, Simon Birnbach, and Ivan Martinovic. Radar: Effective network-based malware detection based on the MITRE ATT&CK framework. *arXiv preprint arXiv:2212.03793*, 2022.
- [39] Victor Jüttner, Martin Grimmer, and Erik Buchmann. Chatids: Advancing explainable cybersecurity using generative ai. *International Journal On Advances in Security*, 17(1):2, 2024.
- [40] Nir Daniel, Florian Klaus Kaiser, Anton Dzega, Aviad Elyashar, and Rami Puzis. Labeling nids rules with mitre att &ck techniques using chatgpt. In *European Symposium on Research in Computer Security*, pages 76–91. Springer, 2023.
- [41] Aman Madaan, Niket Tandon, Prakhar Gupta, Skyler Hallinan, Luyu Gao, Sarah Wiegrefe, Uri Alon, Nouha Dziri, Shrimai Prabhumoye, Yiming Yang, et al. Self-refine: Iterative refinement with self-feedback. *Advances in Neural Information Processing Systems*, 36, 2024.
- [42] Alec Radford, Jeffrey Wu, Rewon Child, David Luan, Dario Amodei, Ilya Sutskever, et al. Language models are unsupervised multitask learners. *OpenAI blog*, 1(8):9, 2019.
- [43] Tom B Brown. Language models are few-shot learners. *arXiv preprint arXiv:2005.14165*, 2020.
- [44] Jiachang Liu, Dinghan Shen, Yizhe Zhang, Bill Dolan, Lawrence Carin, and Weizhu Chen. What makes good in-context examples for gpt-3? *arXiv preprint arXiv:2101.06804*, 2021.